



Measurements of inclusive and differential cross-sections of $t\bar{t}\gamma$ production in pp collisions at $\sqrt{s} = 13$ TeV with the ATLAS detector

The ATLAS Collaboration

Inclusive and differential cross-sections are measured at particle level for the associated production of a top quark pair and a photon ($t\bar{t}\gamma$). The analysis is performed using an integrated luminosity of 140 fb^{-1} of proton–proton collisions at a centre-of-mass energy of 13 TeV collected by the ATLAS detector. The measurements are performed in the single-lepton and dilepton top quark pair decay channels focusing on $t\bar{t}\gamma$ topologies where the photon is radiated from an initial-state parton or one of the top quarks. The absolute and normalised differential cross-sections are measured for several variables characterising the photon, lepton and jet kinematics as well as the angular separation between those objects. The observables are found to be in good agreement with the Monte Carlo predictions. The photon transverse momentum differential distribution is used to set limits on effective field theory parameters related to the electroweak dipole moments of the top quark. The combined limits using the photon and the Z boson transverse momentum measured in $t\bar{t}$ production in associations with a Z boson are also set.

1 Introduction

Precise measurements of the associated production of a top quark pair ($t\bar{t}$) with a high-energy photon provide crucial information about the predictions of the Standard Model (SM) in the top quark sector, specifically of the top-photon electroweak coupling. Therefore, measurements of the inclusive and differential cross-sections of the $t\bar{t}\gamma$ process are a probe for possible extensions of the SM, being sensitive to new physics through anomalous dipole moments of the top quark [1–3], studied in the context of effective field theories (EFT) [4]. In particular, the Lagrangian describing the $t\bar{t}X$ vertex (with $X = \gamma, Z$) can be written as:

$$\mathcal{L}_{t\bar{t}X} = e\bar{t} \left[\gamma^\mu \left(C_{1,V}^X + \gamma_5 C_{1,A}^X \right) + \frac{i\sigma^{\mu\nu} q_\nu}{m_t} \left(C_{2,V}^X + \gamma_5 C_{2,A}^X \right) \right] tX_\mu, \quad (1)$$

where m_t is the top quark mass. The couplings $C_{1,V}^X$ and $C_{1,A}^X$ are fixed in the SM by the quantum numbers of the top quark and the $SU(2) \times U(1)$ electroweak symmetry. The $C_{2,V}^X$ and $C_{2,A}^X$ couplings represent the electric and magnetic dipole moments of the top quark (and their weak equivalents), which are absent from the SM at tree-level and receive very small values from higher-order corrections. These anomalous dipole couplings can be expressed in terms of various EFT operators.

The first evidence for the production of $t\bar{t}\gamma$ was reported by the CDF Collaboration [5], while the observation of the $t\bar{t}\gamma$ process was established by the ATLAS Collaboration with the data collected at $\sqrt{s} = 7$ TeV [6]. Since those measurements were published, efforts have concentrated on improving the precision and extending the scope of the inclusive and differential cross-section measurements [7–12] and the study of the production properties [13].

In $t\bar{t}\gamma$ final states, the photon can be emitted in the top quark production stage or in the decay stage (including the W boson and W boson decay products). Theoretical studies [14, 15] show that in the narrow-width approximation, which is valid in the considered kinematic regime as shown in Ref. [15], the cross-section of the $t\bar{t}\gamma$ process with a high p_T photon in the final state can be factorised into two contributions: the first one describes the photon emission in the production part of the process, while the second corresponds to the emission from the top quark decay products. The interference among the production and decay contributions is negligible, both in the SM case and when considering the EFT effects. Of the two contributions the production one is the most sensitive to the top-photon coupling.

The main focus of this paper is the measurement of the inclusive and differential cross-sections of top quark pair production with an additional photon where the photon is radiated in the production part, i.e., from an initial-state parton or from an off-shell top quark, referred to as $t\bar{t}\gamma$ production, following the notation of Ref. [13]. Thus, the analysis strategy is designed to improve the separation of the $t\bar{t}\gamma$ production events from the $t\bar{t}\gamma$ events where the photons are radiated from any of the charged decay products of the top quark (including the W boson), referred to as $t\bar{t}\gamma$ decay. Examples of Feynman diagrams at leading order for $t\bar{t}\gamma$ production and $t\bar{t}\gamma$ decay are illustrated in Figure 1. In the simulation of the processes, all possible diagrams are considered. This approach enhances the sensitivity of the measurement to the top–photon coupling. The cross-sections of the $t\bar{t}\gamma$ process, regardless of the origin of the photon, are also measured to facilitate the comparison with a previous measurement using a partial data set at 13 TeV [9].

The measurements are performed using the data sample collected during Run 2 with the ATLAS detector at the Large Hadron Collider (LHC), between 2015 and 2018, corresponding to an integrated luminosity of 140 fb^{-1} , exploiting both the single-lepton and dilepton $t\bar{t}$ channels at stable particle level in a fiducial phase space. The differential cross-sections are measured in the same fiducial region as functions of photon

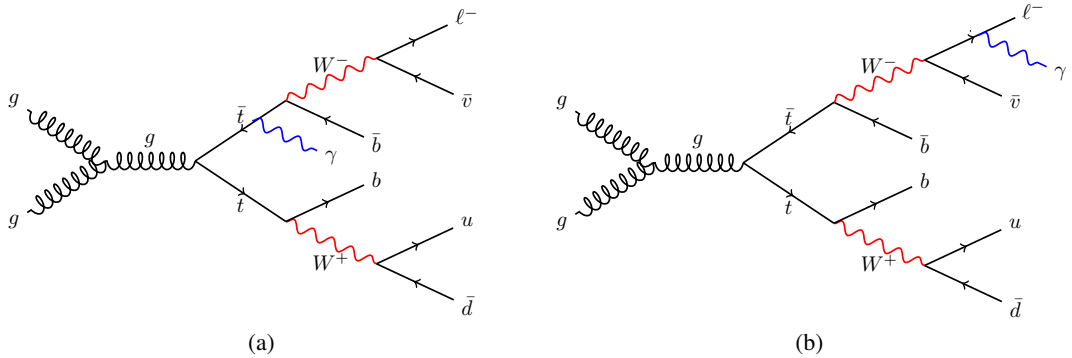


Figure 1: Examples of leading-order Feynman diagrams for (a) $t\bar{t}\gamma$ production and (b) $t\bar{t}\gamma$ decay in the single-lepton final state. The diagrams correspond to the cases where the photon is radiated by an off-shell top quark and by a charged lepton, respectively.

kinematic variables, angular variables related to the photon and the leptons or the jets, and, in the dilepton channel, as functions of angular separations between the two leptons in the event.

In the single-lepton channel, events with exactly one photon, one lepton and at least four jets, with at least one jet originating from the hadronisation of a b -quark (b -tagged), are selected. In the dilepton channel, the events are required to contain exactly one photon, two oppositely charged leptons (electrons or muons), and at least two jets with at least one of them being b -tagged. To separate the $t\bar{t}\gamma$ signal from the main background sources, multivariate discriminants are built using neural networks (NNs). They are used to define signal and control regions, enriched in signal or in background events, respectively. In the single-lepton channel, a multi-class approach is used, considering three different background categories, while in the dilepton channel a binary classifier is trained due to the smaller contribution of background processes.

The inclusive cross-section is obtained via a profile-likelihood fit to the discriminating variables in the signal and control regions. The differential cross-sections are corrected to stable particle level using a profile-likelihood unfolding approach. The results are interpreted in the context of EFT, testing the sensitivity of the $t\bar{t}\gamma$ production process to possible modifications of the coupling between the top quark and the photon. The limits on the relevant Wilson coefficients in the SM effective field theory (SMEFT) framework [4] are obtained from the differential cross-section measurement of the photon p_T . The production of $t\bar{t}$ in association with a Z boson ($t\bar{t}Z$) is also sensitive to modifications of the electroweak couplings between the Z boson and the top quark. The combined limits are extracted from the simultaneous measurement of the photon p_T and Z boson p_T , presented in Ref. [16].

This paper is organised as follows. The ATLAS detector is described in Section 2. The simulation of signal and background processes and the event reconstruction and selection are discussed in Sections 3 and 4, respectively. The estimate of the background processes is summarised in Section 5. The sources of systematic uncertainties considered in the measurements are described in Section 6. Details of the analysis strategy and the NNs employed to discriminate between signal and background events are given in Section 7. The definition of the fiducial regions and the results of the inclusive and differential cross-section measurements are presented in Sections 8, 9 and 10, respectively. The combination with the $t\bar{t}Z$ process and the EFT interpretation are discussed in Section 11. Finally, a summary of the results is given in Section 12.

2 ATLAS detector

The ATLAS detector [17] at the LHC covers nearly the entire solid angle around the collision point.¹ It consists of an inner tracking detector surrounded by a thin superconducting solenoid, electromagnetic and hadronic calorimeters, and a muon spectrometer incorporating three large superconducting air-core toroidal magnets.

The inner-detector system (ID) is immersed in a 2 T axial magnetic field and provides charged-particle tracking in the range $|\eta| < 2.5$. The high-granularity silicon pixel detector covers the vertex region and typically provides four measurements per track, the first hit generally being in the insertable B-layer (IBL) installed before Run 2 [18, 19]. It is followed by the SemiConductor Tracker (SCT), which usually provides eight measurements per track. These silicon detectors are complemented by the transition radiation tracker (TRT), which enables radially extended track reconstruction up to $|\eta| = 2.0$. The TRT also provides electron identification information based on the fraction of hits (typically 30 in total) above a higher energy-deposit threshold corresponding to transition radiation.

The calorimeter system covers the pseudorapidity range $|\eta| < 4.9$. Within the region $|\eta| < 3.2$, electromagnetic calorimetry is provided by barrel and endcap high-granularity lead/liquid-argon (LAr) calorimeters, with an additional thin LAr presampler covering $|\eta| < 1.8$ to correct for energy loss in material upstream of the calorimeters. Hadronic calorimetry is provided by the steel/scintillator-tile calorimeter, segmented into three barrel structures within $|\eta| < 1.7$, and two copper/LAr hadronic endcap calorimeters. The solid angle coverage is completed with forward copper/LAr and tungsten/LAr calorimeter modules optimised for electromagnetic and hadronic energy measurements respectively.

The muon spectrometer (MS) comprises separate trigger and high-precision tracking chambers measuring the deflection of muons in a magnetic field generated by the superconducting air-core toroidal magnets. The field integral of the toroids ranges between 2.0 and 6.0 T m across most of the detector. Three layers of precision chambers, each consisting of layers of monitored drift tubes, cover the region $|\eta| < 2.7$, complemented by cathode-strip chambers in the forward region, where the background is highest. The muon trigger system covers the range $|\eta| < 2.4$ with resistive-plate chambers in the barrel, and thin-gap chambers in the endcap regions.

The luminosity is measured mainly by the LUCID-2 [20] detector that records Cherenkov light produced in the quartz windows of photomultipliers located close to the beampipe.

Events are selected by the first-level trigger system implemented in custom hardware, followed by selections made by algorithms implemented in software in the high-level trigger [21]. The first-level trigger accepts events from the 40 MHz bunch crossings at a rate below 100 kHz, which the high-level trigger further reduces in order to record complete events to disk at about 1 kHz.

A software suite [22] is used in data simulation, in the reconstruction and analysis of real and simulated data, in detector operations, and in the trigger and data acquisition systems of the experiment.

¹ ATLAS uses a right-handed coordinate system with its origin at the nominal interaction point (IP) in the centre of the detector and the z -axis along the beam pipe. The x -axis points from the IP to the centre of the LHC ring, and the y -axis points upwards. Polar coordinates (r, ϕ) are used in the transverse plane, ϕ being the azimuthal angle around the z -axis. The pseudorapidity is defined in terms of the polar angle θ as $\eta = -\ln \tan(\theta/2)$ and is equal to the rapidity $y = \frac{1}{2} \ln \left(\frac{E+p_z c}{E-p_z c} \right)$ in the relativistic limit. Angular distance is measured in units of $\Delta R \equiv \sqrt{(\Delta y)^2 + (\Delta \phi)^2}$.

3 Simulation of signal and background processes

A set of Monte Carlo (MC) simulated samples is used in this paper to model the different signal and background processes. The response of the ATLAS detector was simulated [23] with GEANT4 [24]. Some of the alternative samples used to evaluate systematic uncertainties and in the EFT interpretation were processed using a fast simulation (ATLFAST-II), which relies on a parameterisation of the calorimeter response [25]. All samples were reconstructed using the same software as for the data.

Two samples to model the $t\bar{t}\gamma$ process were simulated with the MADGRAPH5_AMC@NLO [26] generator. The first MC sample of $t\bar{t}\gamma$ events with the photon produced from the top quark or from initial-state radiation was simulated as a $2 \rightarrow 3$ process at next-to-leading (NLO) accuracy in quantum chromodynamics (QCD) with the on-shell top quarks in the final state being decayed at leading order (LO) using MADSPIN [27, 28] to preserve spin correlations. The interference effects between initial-state photon radiation (from the incoming partons) and the final-state photon radiation (from the off-shell top quarks) were taken into account in the simulation. This sample is referred to as the ‘ $t\bar{t}\gamma$ production sample’ in the following. The second $t\bar{t}\gamma$ sample, where the photon arises from any of the decay products of the top quarks or from one of the on-shell top quarks, was simulated with the same version of MADGRAPH5_AMC@NLO but at LO precision as a $2 \rightarrow 2$ process followed by the decay of the top quarks, also simulated at LO precision. This sample is referred to in the following as the ‘ $t\bar{t}\gamma$ decay sample’. Both samples were generated by using the NNPDF3.0NLO [29] parton distribution function (PDF) set. The renormalisation and factorisation scales were set to $0.5 \times \sum_i \sqrt{m_i^2 + p_{T,i}^2}$, where m_i and $p_{T,i}$ are the masses and transverse momenta of the particles generated from the matrix element (ME) calculation. In both samples, photons were required to have $p_T > 15$ GeV and to be isolated according to a smooth-cone hadronic isolation criterion with $\delta_0 = 0.1$, $\epsilon_\gamma = 0.1$ and $n = 2$, defined in Ref. [30], which avoids infrared divergences. The $t\bar{t}\gamma$ production sample is normalised to the NLO cross-section given by the MC simulation, while the normalisation of the $t\bar{t}\gamma$ decay sample is corrected by a NLO/LO inclusive K -factor of 1.5 [13].

The $tW\gamma$ events were generated at LO accuracy with the MADGRAPH5_AMC@NLO generator in the five-flavour scheme (5FS). To simulate this process, two complementary samples were generated: one as a $2 \rightarrow 3$ process assuming a stable top quark and the other as a $2 \rightarrow 2$ process, where the photon is radiated from any other final-state charged particle. To avoid infrared divergences, the photon was required to have $p_T > 15$ GeV and $|\eta| < 5.0$ and to be separated by $\Delta R > 0.2$ from any parton. Both samples make use of the NNPDF2.3LO PDF set [31].

The production of $t\bar{t}$ and single-top-quark events (tW , t - and s -channels) was modelled at NLO in QCD using POWHEG-BOX [32–35]. For the $t\bar{t}$ sample, the h_{damp} parameter that controls the p_T of the first additional emission, was set to 1.5 times the top quark mass [36]. The $t\bar{t}$ and single-top-quark simulated samples are normalised to the cross-sections calculated at next-to-next-to-leading order (NNLO) in QCD including the resummation of next-to-next-to-leading-logarithmic (NNLL) soft-gluon terms [37] at NNLO or approximated NNLO [38–40], respectively. The overlap between the $t\bar{t}$ and the single top tW final states is removed using the diagram-removal scheme [41].

The production of $V\gamma$, diboson processes (VV) with leptonic final states and V +jets processes with $V = W, Z$ were simulated using SHERPA [42, 43] at NLO in QCD with the NNPDF3.0NNLO PDF set. The $V\gamma$ production is normalised to the cross-section provided by the MC simulation. The W and Z boson samples are normalised to the cross-sections calculated at NNLO in QCD [44], and the diboson processes are normalised to NLO QCD cross-sections [45]. Events with a $t\bar{t}$ pair produced in association with a W or

Z boson ($t\bar{t}V$) were simulated at NLO in QCD with MADGRAPH5_AMC@NLO using the NNPDF3.0_{NLO} PDF set.

Additional MC samples were simulated at LO in QCD for the $t\bar{t}\gamma$ and $t\bar{t}Z$ production processes to perform the EFT interpretation. They were generated by using the MADGRAPH5_AMC@NLO generator with the same set-up as those discussed in Ref. [16], including as universal FeynRules output the SMEFTsim 3.0 model [46], in the M_W electroweak input scheme [47] with the top flavour restrictions (5FS). The renormalisation and factorisation scales were set to $\mu = \sum_i m_i$, where i indicates the massive final state resonances. The events were generated as the SM process, and the MADGRAPH5_AMC@NLO reweighting module was used to obtain alternative event weights to model the dimension-6 EFT vertices and propagators.

All samples generated with POWHEG-BOX and MADGRAPH5_AMC@NLO were interfaced to PYTHIA 8 [48] to simulate the parton shower, fragmentation, and underlying event with the A14 set of tuned parameters (tune) [49] and the NNPDF2.3_{LO} PDF set. The heavy-flavour hadron decays were modelled by EvtGen [50]. All samples generated with SHERPA used the SHERPA parton shower based on the Catani–Seymour dipole factorisation with a dedicated tune provided by the authors [51]. The top quark mass was set to 172.5 GeV. The overlap between the samples in which events were generated without explicitly including a photon in the ME in the final state and the samples where photons were included, such as $t\bar{t}\gamma$, $tW\gamma$ and $V\gamma$, was removed following the same procedure as described in Ref. [13]. The number of the events from the inclusive samples subject to the overlap removal amounts to a few per cent of the total number of events.

Additional pp collisions in the same or neighbouring bunch crossings (pile-up) were modelled by overlaying minimum bias events, simulated using PYTHIA 8 with the A3 tune [52] and the NNPDF2.3_{LO} PDF set, on events from hard-scatter processes. The MC events were reweighted to reproduce the distribution of the average number of interactions per bunch crossing observed in the data.

Corrections to the trigger, reconstruction and selection efficiencies, and the energy scales and resolutions, are applied to the MC simulated events to match the performance in the data.

4 Event reconstruction and selection

This analysis is performed using the pp collision data collected with the ATLAS detector between 2015 and 2018 at $\sqrt{s} = 13$ TeV. After the application of data-quality requirements [53], the data sample corresponds to an integrated luminosity of 140 fb⁻¹ [54]. Events were selected using single-lepton triggers with variable electron and muon transverse momentum (p_T) thresholds, and various identification and isolation criteria depending on the lepton flavour and the data-taking period [55–58]. The events are also required to have at least one reconstructed collision vertex with two or more associated tracks with $p_T > 0.5$ GeV. The primary vertex is chosen as the vertex with the highest $\sum p_T^2$ of the associated tracks and consistent with the average beam-spot position.

Photon candidates are reconstructed from energy deposits (clusters) in the central region of the electromagnetic calorimeter. Two types of photon candidates are considered: the unconverted, with the cluster not matched to any reconstructed track in the ID system, and the converted, with the cluster matched to reconstructed tracks consistent with originating from a photon conversion and with a reconstructed conversion vertex. Both types of photons are required to satisfy a *tight* identification criteria [59] and to be isolated [59] fulfilling the criteria $E_T^{\text{iso}}|_{\Delta R=0.4} < 0.022 \cdot E_T(\gamma) + 2.45$ GeV and $p_T^{\text{iso}}|_{\Delta R=0.2} < 0.05 \cdot E_T(\gamma)$,

where $E_T^{\text{iso}}|_{\Delta R=0.4}$ is the calorimeter isolation within a cone of radius $\Delta R = 0.4$ in the direction of the photon candidate, $p_T^{\text{iso}}|_{\Delta R=0.2}$ is the track isolation within $\Delta R = 0.2$ and $E_T(\gamma)$ is the transverse energy of a photon.² Photon candidates are selected if they satisfy $E_T(\gamma) > 20$ GeV, $|\eta_{\text{cluster}}| < 2.37$ and $|\eta_{\text{cluster}}| \notin [1.37, 1.52]$, the transition region between the barrel and the endcap calorimeters.

Electron candidates are reconstructed from energy deposits in the central region of the electromagnetic calorimeter associated with reconstructed tracks from the ID system, and are required to satisfy the *MediumLH* identification criteria [59] and have a pseudorapidity of $|\eta_{\text{cluster}}| < 2.47$, excluding candidates in the transition region ($|\eta_{\text{cluster}}| \notin [1.37, 1.52]$).

Muon candidates are reconstructed with a combined algorithm, using the track segments in the various layers of the muon spectrometer and the tracks in the ID system. Muons are required to satisfy the *Medium* identification quality criteria and to have $|\eta| < 2.5$ [60].

The electron and muon candidates are required to have $p_T > 25$ GeV ($p_T > 20$ GeV for the subleading lepton in the dilepton channel) and meet the loose working point (WP) of the prompt-lepton isolation discriminant [61], trained to separate prompt and non-prompt leptons. The transverse impact parameter divided by its estimated uncertainty, $|d_0|/\sigma(d_0)$, is required to be less than five (three) for electron (muon) candidates. The longitudinal impact parameter must satisfy $|z_0 \sin(\theta)| < 0.5$ mm for both lepton flavours.

Jets are reconstructed using the anti- k_r algorithm [62] in the FASTJET implementation [63] with a radius parameter $R = 0.4$ using particle flow objects [64]. The jet energy scale (JES) and resolution are calibrated using simulations with in situ corrections obtained from data [65]. They are required to have $p_T > 25$ GeV and $|\eta| < 2.5$. To reject jets from pile-up or other primary vertices, a *jet vertex tagger* (JVT) discriminant [66] is required to be larger than 0.59 for jets with $p_T < 60$ GeV and $|\eta| < 2.4$. Jets arising from b -quark hadronisation, referred to as b -jets, are identified using the DL1r b -tagging algorithm [67]. The b -tagged jets are required to satisfy the WP corresponding to 70% or 85% efficiency for identifying b -quark initiated jets in $t\bar{t}$ simulated events in the single-lepton or dilepton channels, respectively. To fully exploit the b -tagging information of an event, each jet is assigned a pseudo-continuous b -tagging score that defines if a jet satisfies a given WP but fails to satisfy the adjacent tighter one. A score of two, three, four or five is assigned to a jet satisfying the 85%, 77%, 70% or 60% WP, respectively. If a jet does not satisfy any WP, a score of one is assigned.

The missing transverse momentum vector, with magnitude E_T^{miss} , is defined as the negative sum of the transverse momenta of the reconstructed and calibrated physical objects, plus a ‘soft term’ built from all other tracks not matched to a reconstructed object that are associated with the primary vertex [68].

An overlap removal procedure is applied to avoid the double counting of detector signatures. Electron candidates sharing a track with a muon candidate are first removed. The closest jet found within a $\Delta R = 0.2$ cone of an electron is removed and electrons within a $\Delta R = 0.4$ cone of a remaining jet are rejected. Jets with less than three associated tracks and within $\Delta R = 0.2$ of the muon and muons within $\Delta R = 0.4$ of a jet with more than two associated tracks are rejected. Photons within a $\Delta R = 0.4$ cone of a remaining lepton are removed. Finally, jets found in a $\Delta R = 0.4$ cone around a photon are removed.

Events in the single-lepton channel are selected if they contain exactly one photon and one isolated electron or muon, fulfilling the requirements described above and matched to the corresponding trigger-level object.

² The calorimeter isolation $E_T^{\text{iso}}|_{\Delta R=0.4}$ is calculated as the sum of the transverse energy of the topological clusters in the calorimeter in a cone of $\Delta R = 0.4$ around the barycentre of the photon candidate, with the core energy of the photon candidate subtracted. The track isolation $p_T^{\text{iso}}|_{\Delta R=0.2}$ is obtained by adding the p_T of the tracks with $p_T > 1$ GeV within $\Delta R = 0.2$ around the photon cluster. The tracks associated with photon conversions are excluded from the calculation.

The p_T thresholds for the matched leptons are 25 GeV in 2015 data, 27 GeV in 2016 data, and 28 GeV in 2017 and 2018 data, which are at least 1 GeV above the p_T thresholds of the single-lepton triggers. Events are rejected if there are additional lepton candidates with $p_T > 7$ GeV. Additionally, only events where the invariant mass of the electron and the photon is outside a Z boson mass window of ± 5 GeV are kept to reduce the background contribution from $Z \rightarrow ee$ events, where an electron is misidentified as a photon. Events are required to contain at least four reconstructed jets, and at least one of these jets is required to be tagged as a b -jet using a 70% WP. In the dilepton channel, events are selected if they contain exactly two isolated leptons (ee , $e\mu$, $\mu\mu$) of opposite electric charges and at least one is matched to the corresponding trigger-level object, and at least two jets out of which at least one is b -tagged using a WP with 85% efficiency. In the same lepton flavour channels, events with an invariant mass of the lepton pair smaller than 15 GeV are rejected to suppress contribution from the decays of heavy-flavour resonances and low-mass Drell–Yan processes. Events in the ee and $\mu\mu$ channels are also required to have an invariant mass outside a Z boson mass window of ± 5 GeV, and to have $E_T^{\text{miss}} > 30$ GeV to further reject backgrounds from $Z\gamma$ +jets processes.

5 Background estimation

Background processes are divided into categories based on the photon origin into the prompt and fake or misidentified photon background, where the photon is mimicked by another object, such as a misreconstructed hadron or electron. The contribution of events with prompt photons is estimated by using MC simulation while the fake backgrounds are estimated by using data-driven methods. In the following, the background categories and the methods used to estimate them are briefly summarised. Further details can be found in Ref. [13].

The largest prompt photon background contribution arises from $t\bar{t}\gamma$ decay events, about 30% (45%) of the total number of events in the single-lepton (dilepton) channel. All other background processes with a prompt photon ($tW\gamma$, $V\gamma$, etc.), referred to as the ‘Other γ ’ background category, constitute about 15% of the selected events in both channels.

The contribution from processes with an electron mimicking a photon signature, ‘e-fake’, is estimated in data from the numbers of electron–positron candidates from $Z \rightarrow e^+e^-$ decays that are reconstructed as ee or $e\gamma$ pairs [69]. Two control regions are defined: one containing events with an electron–positron pair and the other, enriched in e-fake events, selecting events with an electron and a photon satisfying the selection criteria of the signal region. The e-fake rate is determined by comparing the observed ee and $e\gamma$ invariant mass spectra around Z boson peak in these two regions, after having subtracted the respective background contributions, estimated from the sidebands around the Z boson peak. It is measured as a function of photon η and p_T , separately for converted and unconverted photons. The systematic uncertainty in the e-fake background estimate arises from the choice of the function describing the Z boson mass peak and the mass range considered as well as from the assumed function for the background description. The e-fake background originates mainly from dilepton $t\bar{t}$ events where an electron from the top quark decay chain is identified as a photon resulting in the same signature as the single-lepton $t\bar{t}\gamma$ channel. It represents about 15% of the total number of selected events in this channel, while the e-fake contribution is below 1% in the dilepton channel.

The background contribution from events where the photon signature arises from hadronic energy depositions in the electromagnetic calorimeter or from hadron decays, referred to as ‘h-fake’, is estimated from data using the ‘ABCD’ data-driven method [70]. In this approach, three orthogonal regions enriched

Table 1: The observed data and the expected event yields for the signal and backgrounds in the single-lepton and dilepton channels. All data-driven corrections are included. The $t\bar{t}\gamma$ decay sample is scaled by the NLO K -factor. The $W\gamma$ contribution is included in the Other prompt γ category in the dilepton channel. Lepton fakes in the dilepton channel are negligible and are included in the corresponding MC yields. The uncertainties correspond to the sum of the statistical and systematic uncertainties (see Section 6).

Category	Single-lepton channel	Dilepton channel
$t\bar{t}\gamma$ production	12450 ± 740	2400 ± 99
$t\bar{t}\gamma$ decay	13400 ± 3100	3100 ± 640
h-fake	3600 ± 1200	220 ± 82
e-fake	6900 ± 980	57.9 ± 7.0
$W\gamma$	2700 ± 1400	–
$tW\gamma$	1180 ± 580	290 ± 150
Other prompt γ	2500 ± 600	820 ± 170
Lepton fake	640 ± 110	–
Total	43900 ± 4600	6900 ± 710
Data	47767	7379

with h-fake photon events are defined either by inverting the photon isolation or by loosening some of the identification criteria. Counting the number of selected data events in these regions, after subtracting the prompt photon and e-fake background contributions, allows the number of h-fake events in the signal region to be evaluated and the correction factors relative to the MC prediction to be determined. These correction factors are obtained as a function of photon p_T and η , separately for converted and unconverted photons, and applied to the simulation to determine the h-fake background contribution. Since around 90% of h-fake events originate from $t\bar{t}$ production, all modelling uncertainties considered for the $t\bar{t}$ process and described in Section 6 are propagated to the correction factors and constitute the dominant source of the uncertainty. Additional contributions arise from the normalisation uncertainties in the prompt photon backgrounds and the uncertainties in the data-driven e-fake background entering the h-fake enriched regions. This category corresponds to about 7% (3%) of the events in the single-lepton (dilepton) channel.

An additional small background contribution arising from events with a non-prompt or misidentified lepton, referred to as ‘lepton fake’, is also obtained from data with the ‘matrix method’ [71]. The contribution of this process in the single-lepton channel is estimated from the data events, satisfying lepton selection requirements with looser identification and isolation, corrected by a weight that depends on the efficiency of a real prompt and a fake or misidentified loose lepton to satisfy tight lepton selection criteria. The efficiency for real prompt leptons is measured in Z boson events while it is estimated from events with low missing transverse momentum for fake and non-prompt leptons. Systematic uncertainties in the fake lepton background estimate arise from the statistical uncertainties and the choice of parameterisation of real and fake lepton efficiencies. This contribution is negligible in the dilepton channel. It is taken from simulation and is not treated as a separate category.

The observed data and the expected event yields for the signal and background processes in both channels after applying all data-driven corrections are given in Table 1. The ‘Other prompt γ ’ category corresponds to Other γ background excluding the $tW\gamma$ and $W\gamma$ contribution in the single-lepton channel.

6 Systematic uncertainties

Several sources of systematic uncertainty, arising from detector effects or theoretical assumptions, and uncertainties due to the limited number of events in the MC simulations, are considered in the measurements. They affect the event yields and the shapes of the distributions of the observables of interest.

The correction factors applied to the simulated samples to improve the description of the photon and lepton identification and isolation efficiencies, momentum scale and resolution [59, 60], and lepton trigger efficiencies are varied within their uncertainties to estimate the corresponding systematic uncertainty. The JES uncertainty [65] accounts for contributions from jet-flavour composition, η -intercalibration, punch-through, single-particle response, calorimeter response to different jet flavours, and pile-up, resulting in 30 uncorrelated JES uncertainty subcomponents. The jet energy resolution has been measured separately for data and MC using two in situ techniques [65]. The systematic uncertainty is defined as the quadratic difference between the jet energy resolutions for data and simulation and split into 13 uncorrelated uncertainty components. Additionally, the uncertainty associated with the JVT discriminant for pile-up jet rejection is obtained by varying the efficiency correction factors [66]. The uncertainties in the b -jet tagging calibration are determined separately for b -jets, c -jets and light-flavour jets [72–74] and are decomposed into several uncorrelated components for each category. Additionally, a 50% normalisation uncertainty is applied to events with high- p_T jets above the p_T limit where the b -jet tagging algorithm is calibrated. The fractions of such events with high- p_T b -jets, c -jets or light jets are about 0.3%, 0.8% and 3.5%, respectively. The uncertainty in E_T^{miss} results from the propagation of the uncertainties in the energy scales and resolutions of photons, leptons and jets, and from the modelling of its soft term [68].

The uncertainty in the integrated luminosity is 0.83% [54], obtained using the LUCID-2 detector [20] for the primary luminosity measurements. The uncertainty in the pile-up modelling is obtained by varying the pile-up reweighting in the simulation within its uncertainties.

The signal and background modelling uncertainties account for effects from the choice of QCD scales, parton shower (PS), amount of QCD initial-state radiation (ISR), and PDF set. They are treated as uncorrelated sources of uncertainty between different processes. The effect of the QCD scale uncertainty for each of the $t\bar{t}\gamma$, $tW\gamma$ and $t\bar{t}$ processes is obtained by separately varying the renormalisation and factorisation scales relative to their nominal values by a factor of two up and down. The uncertainty from the PS and hadronisation is estimated by comparing the nominal simulated samples interfaced to PYTHIA 8 with samples interfaced to HERWIG 7.2.1 [75, 76]. The uncertainty in the modelling of the ISR is estimated by varying the amount of radiation corresponding to the *var3c* eigentune uncertainty [49] in the A14 tune. The impact of the ME corrections applied to all emissions is evaluated by comparing the nominal sample to a dedicated POWHEG + PYTHIA 8 sample with the corrections turned off. An additional uncertainty is applied to the $t\bar{t}$ process by comparing the nominal sample to the alternative one simulated with h_{damp} parameter in POWHEG, increased by a factor of two [77]. The uncertainty in the PDFs for the signal and background $t\bar{t}\gamma$ processes is estimated by using the PDF4LHC15 prescription [78].

The total uncertainties associated with the data-driven estimates of the e-fake, h-fake, and lepton-fake backgrounds are propagated to the final result. A normalisation uncertainty of 20% is assigned to the $t\bar{t}\gamma$ decay process, based on the estimated uncertainty in the NLO K -factor [9], in the case of the measurement of the total, production and decay, $t\bar{t}\gamma$ cross-section. The uncertainty in the normalisation of the background processes estimated from MC is 6% for $t\bar{t}$ [37], 50% for $W\gamma$ [13] and for all other minor background processes contributing to the Other γ category, i.e., single top quark, $t\bar{t}V$, diboson, and $Z\gamma$.

7 Signal discrimination

To separate the signal from the background processes multivariate analysis techniques are employed, in particular fully connected feed forward NNs. In the single-lepton channel, a multi-class NN is used to separate the $t\bar{t}\gamma$ production signal from the background, which is divided into three categories: $t\bar{t}\gamma$ decay, fake photon processes (e-fake photons and h-fake photons) and other prompt photon backgrounds. In the dilepton channel, where the background contribution from sources other than $t\bar{t}\gamma$ decay is much smaller, a binary classification NN is employed to separate the $t\bar{t}\gamma$ production signal from all background sources.

A total of 40 and 16 variables are used as input to the NN training in the single-lepton and the dilepton channels, respectively. These variables describe the kinematic properties of the photon and the leptons, the kinematic and flavour properties of the jets, and the invariant masses and angular distances between different combinations of objects. Additionally, in the single-lepton channel, to improve the discrimination between the $t\bar{t}\gamma$ production and $t\bar{t}\gamma$ decay processes, the $t\bar{t}\gamma$ event is reconstructed. The two jets with the highest b -tagging score in the event are considered to be the two b -jets from a $t\bar{t}$ decay. If two b -tagged jets have the same score, the one with the largest p_T is chosen. The rest of the jets are used to find a pair with an invariant mass closest to the W boson mass to reconstruct the hadronically decaying W boson ('hadronic W boson'). The leptonically decaying W boson ('leptonic W boson') is reconstructed using the W boson mass constraint, lepton and E_T^{miss} information, and solving the quadratic equation to determine the z -component of the neutrino momentum. The reconstructed W bosons, b -jets and a photon are used to reconstruct the top quark and antiquark. Out of four possible permutations corresponding to an assignment of b -jets and a photon to hadronic or leptonic W boson decay, the one that minimises the value of $\Delta m^2 = (m_1 - m_t)^2 + (m_2 - m_t)^2$, where m_1 and m_2 are the invariant masses of the two reconstructed top quarks and $m_t = 172.5$ GeV, the top quark mass in the simulation, is selected as the best solution. Several variables related to the reconstructed W bosons, such as the invariant masses of the leptonic and hadronic W bosons and Δm^2 , are used in the NN training. Since the selected photon is included in the event reconstruction as one of the $t\bar{t}$ decay products, these variables are expected to behave differently and provide separation between $t\bar{t}\gamma$ decay and $t\bar{t}\gamma$ production events, where the photon is not emitted by the decay products of the $t\bar{t}$ system.

The training of the NNs is performed using Keras [79] with the TensorFlow backend [80] and categorical or binary cross-entropy as a loss function in the single-lepton and dilepton channels, respectively. All MC simulated samples described in Section 3 with the corresponding data-driven scale factors, if applicable, are used in the training. It is verified that the shapes of the input variables in the inclusive region and in each of the categories are well described by the simulations. A slight underestimate of the data by the SM prediction in the regions where the fraction of $t\bar{t}\gamma$ production events is significant is likely due to a smaller $t\bar{t}\gamma$ production cross-section in MC simulation than in data that was observed in the previous measurements [9, 12]. The resulting output distributions are shown in Figure 2 for the four NN nodes ($t\bar{t}\gamma$ production, $t\bar{t}\gamma$ decay, photon fakes and other prompt photon) in the single lepton channel and for the binary NN in the dilepton channel. The shape of the distributions is well described by the simulation in all the categories.

To enhance the separation of the $t\bar{t}\gamma$ production process from the different background categories and to better constrain the uncertainties in the different processes and increase the overall sensitivity, a signal and three control regions are defined based on the four NN output classifiers in the single-lepton channel. They are optimised based on the correlations between the output classifiers. The $t\bar{t}\gamma$ production signal region (SR) is defined first, followed by the control region (CR) enriched in $t\bar{t}\gamma$ decay events, and the CR enriched in h-fake photons and e-fake photons processes. The remaining events form the other prompt

Table 2: Summary of the criteria to define the signal and the control regions in the single-lepton channel, based on the requirements on the NN output classifiers. The last column of the table corresponds to the purity of the target processes (signal or specific background processes) in the particular region.

Category	$t\bar{t}\gamma$ decay classifier	fake γ classifier	other prompt γ classifier	purity
SR $t\bar{t}\gamma$ production	< 0.15	< 0.2	< 0.5	73%
CR $t\bar{t}\gamma$ decay	> 0.25	–	< 0.4	71%
CR fake γ	< 0.15	> 0.2	< 0.5	50%
CR Other γ		remaining events		26%

photon CR. The detailed criteria to define the signal and the control regions based on the requirements on the NN output classifiers are summarised in Table 2.

8 Cross-section definition

Although the focus of this paper is to consider only $t\bar{t}\gamma$ production process as a signal, the cross-sections are also measured including the $t\bar{t}\gamma$ decay process as part of the signal for completeness and for a comparison with the previous measurements. The inclusive and differential cross-sections are measured in all scenarios at particle level in a fiducial region, defined by the kinematic properties of the signal process, in which all selected final-state objects are produced within the detector acceptance.

Particle level refers to a collection of objects that are considered stable in MC simulation (lifetime $\tau \geq 30$ ps) but without any simulation of the interaction of these particles with the detector components or additional pp interactions. The objects at particle level are defined in the following.

Photons are required to not originate from a hadron decay, satisfy $E_T > 20$ GeV and $|\eta| < 2.37$, and that the sum of transverse momenta of all charged particles surrounding the photon within $\Delta R = 0.2$ is less than 5% of its own p_T . Muons and electrons are required to have $p_T > 25$ GeV and $|\eta| < 2.5$, and must not originate from hadron decays. The momenta of nearby photons, within a $\Delta R = 0.1$ cone, are added to the lepton before applying the selection. Particle-level jets are clustered with the anti- k_t algorithm with a radius parameter of $R = 0.4$. All stable particles are considered in the clustering, except for the selected electrons, muons and photons, and the neutrinos originating from the top quarks. Jets are required to satisfy $p_T > 25$ GeV and $|\eta| < 2.5$. A jet is identified as a b -jet if a hadron with $p_T > 5$ GeV containing a b -quark is matched to the jet through a ghost-matching method [81]. Muons and electrons with separation $\Delta R < 0.4$ from a jet are excluded. Jets are removed if they are within $\Delta R = 0.4$ of an isolated photon candidate. Events are additionally required to satisfy $\Delta R(\gamma, \ell) > 0.4$, where ℓ is the electron or muon.

The fiducial phase space in the single-lepton channel is defined by requiring exactly one photon, exactly one electron or muon, and at least four jets, and in the dilepton channel by requiring exactly one photon and two leptons, and at least two jets. In both cases, at least one jet must be a b -tagged jet. For the combination of the channels, a union of the single-lepton and dilepton fiducial phase spaces is used.

In the case of the measurement of $t\bar{t}\gamma$ production, the efficiency of selecting and reconstructing events that are generated within the fiducial phase space is about 31% in the single-lepton channel and about 35% in the dilepton channel, while the fractions of events that satisfy the selection at the reconstruction level but fail to satisfy the particle-level requirements are about 17% and 19%, respectively.

9 Inclusive cross-section

The fiducial inclusive $t\bar{t}\gamma$ production cross-sections are obtained using a binned profile-likelihood fit. The expected signal and background distributions are modelled by template histograms from the MC simulated samples corrected by the data-driven estimates where applicable. The sum of signal and background contributions is fitted to the data. The likelihood function consists of Poisson terms for the event yields and Gaussian functions to constrain the nuisance parameters which represent the systematic uncertainties described in Section 6. For the uncertainties related to the finite number of simulated MC events, the Gaussian terms in the likelihood are replaced by Poisson terms.

In the single-lepton channel, the fit is performed in the four regions defined in Section 7. In the $t\bar{t}\gamma$ production and the $t\bar{t}\gamma$ decay regions, the output of the corresponding NN classifiers are used as fitted distributions while in the photon fakes CR and in the other prompt photon CR the distributions of the second largest pseudo-continuous b -tagging score are used. The choice of the fitted variable in the photon fakes CR and in the other prompt photon CR is motivated by a requirement to have bins that are sufficiently well populated by the targeted processes that are statistically limited. Additionally, since most of the other prompt photon backgrounds have fewer b -jets than the signal, the second largest b -tagging score distribution provides a reasonably good discrimination. In the dilepton channel the NN output is used in the fit. The binning of the NN output distributions in both channels is chosen to avoid bins with large statistical uncertainties and to ensure that distributions of the small backgrounds are smooth, while keeping a good separation between the process of interest and the backgrounds.

9.1 Results for the $t\bar{t}\gamma$ production measurement

For the $t\bar{t}\gamma$ production cross-section measurement, the normalisation of the $t\bar{t}\gamma$ decay process is a free parameter in the profile-likelihood fit. Figures 3 and 4 show the distributions of the fitted variables in the single-lepton and dilepton channel after the fit. Good agreement is observed between data and the prediction in both channels. The uncertainty bands are calculated taking into account the full post-fit correlation matrix.

The measured fiducial $t\bar{t}\gamma$ production cross-section in the single-lepton channel is

$$\sigma_{t\bar{t}\gamma \text{ production}}^{\text{Single lepton}} = 290_{-19}^{+21} \text{ fb} = 290 \pm 5(\text{stat})_{-19}^{+20}(\text{syst}) \text{ fb},$$

and, in the dilepton channel, it is

$$\sigma_{t\bar{t}\gamma \text{ production}}^{\text{Dilepton}} = 46.5_{-3.1}^{+3.3} \text{ fb} = 46.5_{-1.3}^{+1.4}(\text{stat})_{-2.8}^{+3.0}(\text{syst}) \text{ fb}.$$

The value of the normalisation factor of the $t\bar{t}\gamma$ decay contribution determined by the fit is 0.99 ± 0.07 in both channels. The total relative uncertainties in the measurements are 7.6% (7.1%) in the single-lepton (dilepton) channel. The systematic uncertainty is determined by subtracting the statistical uncertainty in quadrature from the total uncertainty. The statistical uncertainty is obtained from a fit where all nuisance parameters are fixed to their post-fit values.

Most of the nuisance parameters are not constrained by the fit and their best-fit values are well within one standard deviation of the prior uncertainties. The fit slightly constrains the $t\bar{t}\gamma$ production parton-shower uncertainty in the single-lepton channel, resulting in an uncertainty 20% smaller than its initial value.

The measured cross-sections are in agreement within the uncertainties with the NLO predictions from MADGRAPH5_AMC@NLO interfaced to PYTHIA 8, which correspond to 257_{-26}^{+25} (scale) $_{-4}^{+6}$ (PDF) fb and $41.7_{-4.1}^{+4.0}$ (scale) $_{-0.6}^{+0.9}$ (PDF) fb in the single-lepton and dilepton channel, respectively, with a central value about 10% larger than the corresponding predictions.

The $t\bar{t}\gamma$ production cross-section obtained from a simultaneous profile-likelihood fit to the data in all the signal and control regions in the single-lepton and the dilepton channels yields:

$$\sigma_{t\bar{t}\gamma \text{ production}} = 322_{-15}^{+16} \text{ fb} = 322 \pm 5 \text{ (stat)} \pm 15 \text{ (syst) fb.}$$

The measured value is slightly lower than the sum of the two channels owing to the correlations among systematic uncertainties, in particular, the different correlations between the $t\bar{t}\gamma$ production parton-shower uncertainty and the signal strength, i.e., the ratio of the measured and the expected cross-sections, between the two channels. The difference between the correlations also leads to a reduction of this uncertainty in the combined fit. This observed behaviour of the parton-shower uncertainty is related to the jet-related variables having a different impact on the fitted distributions, also resulting in a reduction of some JES and flavour tagging uncertainties in the combination. The relative uncertainty of the combined $t\bar{t}\gamma$ production cross-section is 5.2%, and the normalisation of the $t\bar{t}\gamma$ decay component determined from the combined fit is 0.98 with an uncertainty of 6%. The expected cross-section given by the NLO MADGRAPH5_AMC@NLO simulation is 299_{-30}^{+29} (scale) $_{-4}^{+7}$ (PDF) fb.

The impact of the systematic uncertainties on the inclusive cross-section in the single-lepton and dilepton channels grouped into different categories is given in Table 3. The measurements are limited by the systematic uncertainties. The dominant sources are those related to the modelling of the $t\bar{t}\gamma$ production in both channels and the normalisation of the $t\bar{t}\gamma$ decay. Other significant contributions are spread over many different sources of experimental and modelling uncertainties, the largest contributors being the uncertainties associated with jets, b -tagging and the normalisation of the prompt backgrounds.

9.2 Results for the total $t\bar{t}\gamma$ production and decay measurement

For the measurement of the $t\bar{t}\gamma$ process, where all $t\bar{t}\gamma$ events are considered to be a signal regardless of the origin of the photon, the $t\bar{t}\gamma$ production and $t\bar{t}\gamma$ decay templates are added together, and the normalisation of this combined template is treated as a free parameter of the fit. A 20% uncertainty is assigned to the normalisation of the $t\bar{t}\gamma$ decay template [9, 13].

The fiducial cross-sections yield

$$\sigma_{t\bar{t}\gamma}^{\text{Single lepton}} = 707_{-46}^{+49} \text{ fb} = 707 \pm 6 \text{ (stat)}_{-46}^{+49} \text{ (syst) fb}$$

in the single-lepton channel and

$$\sigma_{t\bar{t}\gamma}^{\text{Dilepton}} = 117.7_{-7.9}^{+8.3} \text{ fb} = 117.7 \pm 1.7 \text{ (stat)}_{-7.7}^{+8.1} \text{ (syst) fb}$$

in the dilepton channel. The combined fiducial cross-section is measured to be

$$\sigma_{t\bar{t}\gamma} = 793 \pm 38 \text{ fb} = 793 \pm 5 \text{ (stat)}_{-37}^{+38} \text{ (syst) fb.}$$

As expected, the statistical uncertainty is reduced in this measurement while the total systematic uncertainty is slightly larger compared with the measurement of the $t\bar{t}\gamma$ production cross-section. This difference is related to the $t\bar{t}\gamma$ decay normalisation uncertainty having a larger impact, while there are no significant differences in the impact of the experimental and modelling uncertainties relative to the measurement of $t\bar{t}\gamma$ production.

Table 3: Summary of the impact of the systematic uncertainties on the $t\bar{t}\gamma$ production fiducial inclusive cross-section in the single-lepton and dilepton channels and their combination grouped into different categories. The relative uncertainties quoted are obtained by repeating the fit, fixing the set of nuisance parameters of the sources corresponding to each category to their post-fit values, and subtracting in quadrature the resulting uncertainty from the total uncertainty of the nominal fit. The total uncertainty is different from the sum in quadrature of the components due to correlations among nuisance parameters.

Source	$\Delta\sigma_{t\bar{t}\gamma\text{ production}}/\sigma_{t\bar{t}\gamma\text{ production}} (\%)$		
	Single lepton	Dilepton	Combination
Statistical uncertainty	1.8	3.3	1.5
MC statistical uncertainties	1.5	1.5	1.0
Modelling uncertainties			
$t\bar{t}\gamma$ production PS uncertainty	2.4	3.7	0.9
Other $t\bar{t}\gamma$ production modelling	5.1	1.6	3.0
$t\bar{t}\gamma$ decay modelling	0.3	1.3	0.8
$t\bar{t}\gamma$ decay normalisation	2.4	3.1	2.1
Prompt photon background normalisation	1.5	2.0	2.0
Fake photon background estimate	0.8	1.5	1.6
Fake lepton background estimate	0.4	–	0.1
Other Background modelling	0.7	0.2	0.5
Experimental uncertainties			
Jet uncertainties	3.5	3.0	1.7
B-tagging uncertainties	2.6	2.1	1.0
Photon	0.5	1.5	0.8
Lepton	1.3	1.4	1.3
E_T^{miss}	0.3	0.4	0.4
Pile-up	0.3	0.7	0.5
Luminosity	0.8	1.0	0.8
Total systematic uncertainty	7.6	7.1	5.0
Total uncertainty	7.8	7.7	5.2

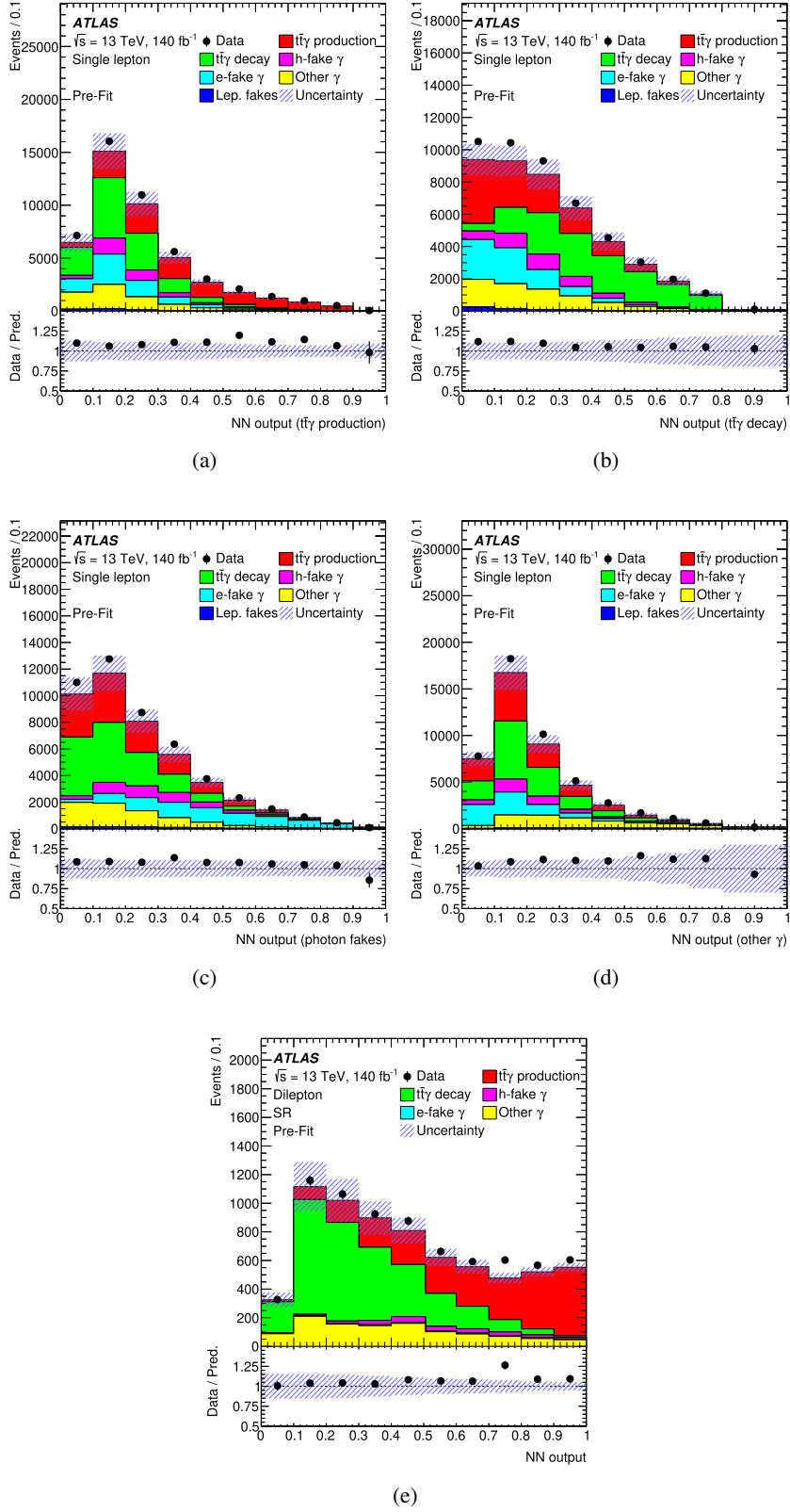


Figure 2: Distributions of the four NN output classifiers in the single-lepton channel: (a) $t\bar{t}\gamma$ production node, (b) $t\bar{t}\gamma$ decay node, (c) photon fakes and (d) other prompt γ , and (e) the NN output in the dilepton channel. The lower panels show the ratios of the data to the predictions. The uncertainty band represents the total uncertainties before the fit to data.

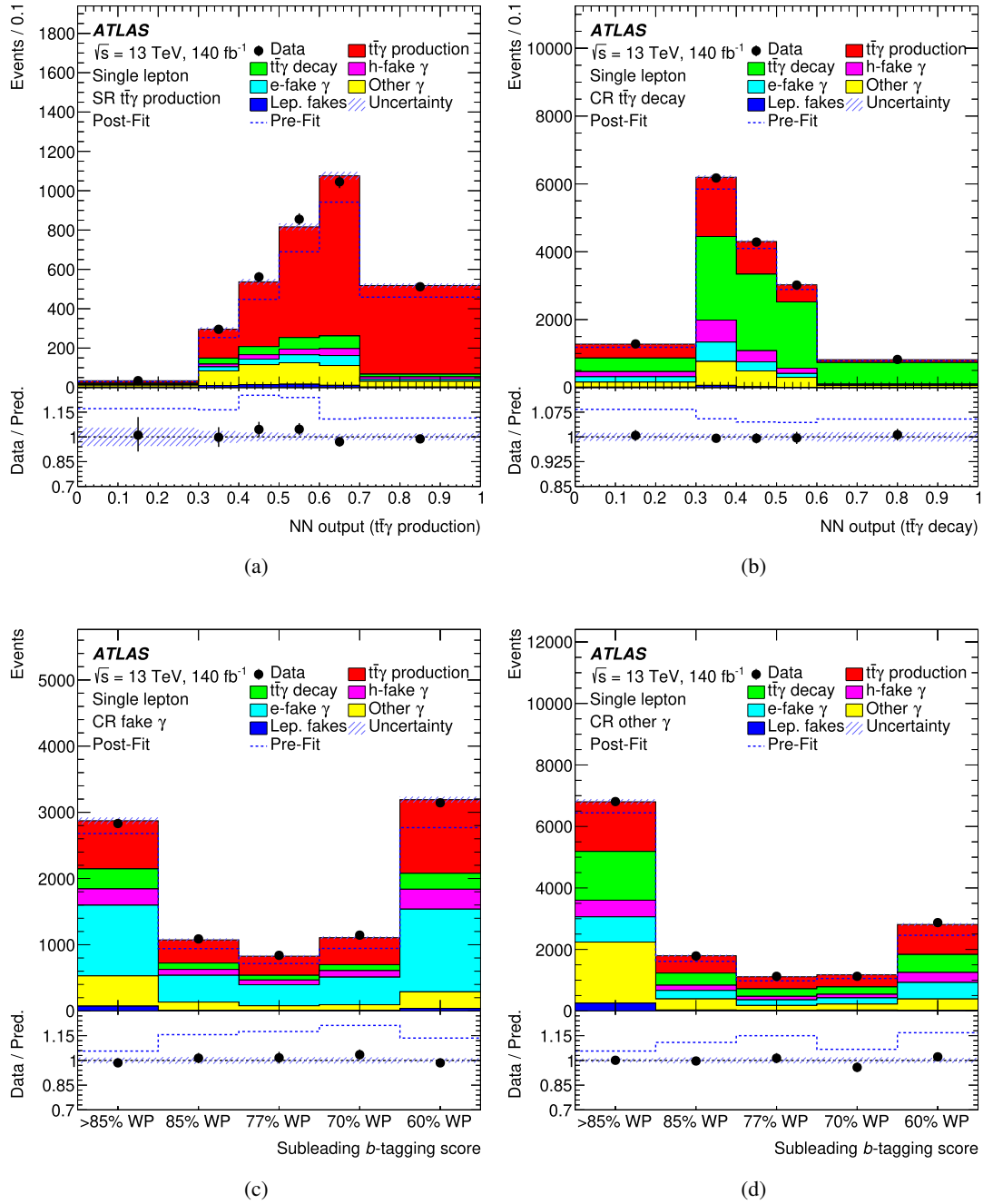


Figure 3: Distributions of (a) the $t\bar{t}\gamma$ production classifier in the SR, (b) the $t\bar{t}\gamma$ decay classifier in the $t\bar{t}\gamma$ decay CR and the second largest pseudo-continuous b -tagging score in (c) the photon fakes CR and (d) the other prompt photon CR after the fit to data for the measurement of the $t\bar{t}\gamma$ production cross-section in the single-lepton channel. The uncertainty band represents the total post-fit uncertainty in the prediction. The lower panels show the ratios of the data to the total post-fit predictions. The dashed lines correspond to the pre-fit prediction (upper panel) and the ratio of the data to the total pre-fit prediction (lower panel).

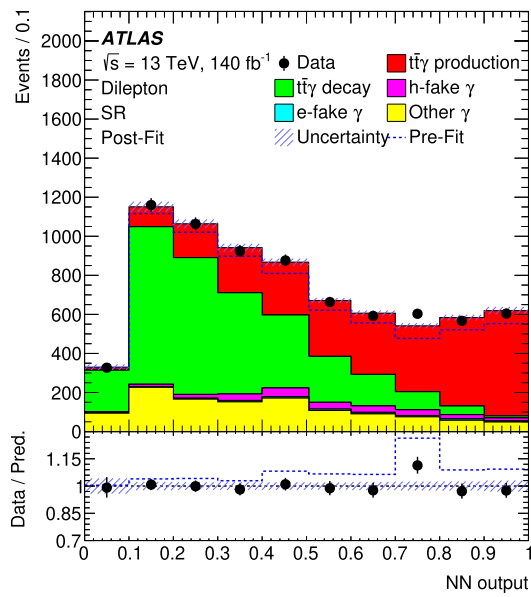


Figure 4: Distribution of the NN output distribution after the fit to data for the measurement of the $t\bar{t}\gamma$ production cross-section in the dilepton channel. The uncertainty band represents the total post-fit uncertainty in the prediction. The lower panel shows the ratio of the data to the total post-fit prediction. The dashed lines correspond to the pre-fit prediction (upper panel) and the ratio of the data to the total pre-fit prediction (lower panel).

10 Differential cross-sections

The measurements of the differential cross-sections of the $t\bar{t}\gamma$ production and the $t\bar{t}\gamma$ process including photons from production and decay, are performed as functions of photon, lepton and jet kinematic properties and angular separations of the photon, leptons and jets. Both absolute and normalised differential cross-sections are measured. The list of all the variables considered is given in Table 4. The kinematic properties of the photon are sensitive to the top-photon coupling, in particular the photon p_T . Angular distances, such as $\Delta R(\gamma, \ell)_{\min}$, are related to the angle between the top quark and the radiated photon that gives insight into the structure of this coupling and are expected to be less sensitive to the top quark off-shell effects [15]. Since these variables have significant shape differences between the $t\bar{t}\gamma$ production and the $t\bar{t}\gamma$ decay, they are measured for both processes. Following Refs. [10, 12], additional differential distributions of leptonic observables are measured in the dilepton channel for the $t\bar{t}\gamma$ total process, in particular, $\Delta\phi(\ell, \ell)$ and $|\Delta\eta(\ell, \ell)|$ that are sensitive to the $t\bar{t}$ spin correlation.

In the single-lepton channel, the same four regions considered in the inclusive measurement are used. In the dilepton channel, all events are split into a signal-enriched region with the value of the NN discriminant above 0.6 and a background-enriched control region with NN below 0.6. This threshold is optimised to minimise the expected total uncertainty in the photon p_T differential distribution. The measurements are performed by using the profile-likelihood unfolding [16] in the signal and control regions. The parameters of interest $\vec{\mu}$, the signal strength in each bin of the distribution at particle level, are free parameters of the fit. The same likelihood but with only one parameter of interest is used for the inclusive cross-section measurement. No regularisation is applied due to small bin-to-bin migrations for all the variables considered. In the case of the normalised distribution, the $\vec{\mu}$ is reparametrised such that the last element of the vector is the overall signal normalisation. In this case, the content of the last bin of the unfolded distribution is dropped from the $\vec{\mu}$, since it is no longer a free parameter, and it can be calculated based on the values in other bins and the overall normalisation.

The performance of the unfolding procedure is tested for possible biases from the choice of the input model. It is verified that it reproduces the altered shapes of the input distributions obtained by their linear variation and by modifying the shape based on the observed differences between data and the MC simulation.

Table 4: List of variables measured differentially in the single-lepton and dilepton channels.

Variable	Description
Both channels	
$p_T(\gamma)$	Transverse momentum of the photon
$ \eta(\gamma) $	Absolute value of the pseudorapidity of the photon
$\Delta R(\gamma, \ell)_{\min}$	Angular separation between the photon and the closest lepton
$\Delta R(\gamma, b)_{\min}$	Angular separation between the photon and the closest b -jet
$\Delta R(\ell, j)_{\min}$	Smallest angular separation between any of the selected leptons and jets
$p_T(j_1)$	Transverse momentum of the leading jet in p_T
Additional variables: dilepton channel	
$\Delta R(\gamma, \ell_1)$	Angular separation between the photon and the leading lepton
$\Delta R(\gamma, \ell_2)$	Angular separation between the photon and the subleading lepton
$ \Delta\eta(\ell, \ell) $	Pseudorapidity difference between the two leptons
$\Delta\phi(\ell, \ell)$	Azimuthal angle difference between the two leptons
$p_T(\ell, \ell)$	Transverse momentum of the dilepton system

10.1 Differential distributions for the $t\bar{t}\gamma$ production

The photon p_T distributions in the four signal and control regions in the single-lepton channel and the migration matrices are shown for illustration in Figures 5 and 6, respectively. The corresponding distributions in the dilepton signal and control regions are given in Figure 7. The binning is optimised in the dilepton channel to ensure that the bin width is larger than twice the resolution of the observable and that the expected statistical uncertainty in the distribution at particle level is below 10%. The resulting binning is found to be similar to the one used in Ref. [12] for most variables. Therefore the latter is adopted to simplify the comparisons. The fraction of events reconstructed in the same bin of the differential distribution as the one they were generated in, is above 90% in every bin of the p_T distributions in all the SRs and CRs. This fraction ranges from 70% for variables involving b -jets up to 99% for the leptonic variables.

The absolute and normalised $t\bar{t}\gamma$ production cross-sections are presented in Figure 8 for the single-lepton channel and in Figure 9 for the dilepton channel as a function of angular distances between the photon and the closest lepton or b -jet and between the closest lepton-jet pair. The results are compared with the NLO predictions from the MADGRAPH5_AMC@NLO simulation interfaced to PYTHIA 8 and HERWIG 7. The MC predictions, normalised to the NLO cross-section given by the simulation, slightly underestimate the measured cross-section, in agreement with the measurements of the inclusive cross-section. There are no significant differences between the two MC simulations. Both describe the shape of the distributions well. The total uncertainty in the absolute cross-section in the single-lepton channel ranges from 8% to 20%, depending on the variable and the bin of the distribution. The statistical uncertainty is about 3%–10% for most of the bins. The largest systematic uncertainties arise from the normalisation of the backgrounds with prompt photons, some components of the JES uncertainty and from the $t\bar{t}\gamma$ modelling uncertainties. The total uncertainty in the dilepton channel varies from 8% up to 20%–30% in the tails of the distributions, and it is dominated by the statistical uncertainty in the data.

The precision of the normalised cross-sections is below 10% for most bins of the distributions, owing to a large cancellation of systematic uncertainties that affect the normalisation of the distributions, in particular, the normalisation uncertainties associated with the prompt background and the $t\bar{t}\gamma$ decay contribution.

The photon p_T and η distributions are measured in each channel and in the combined fiducial phase space. The combined measurement of photon p_T is used as input to obtain limits on the EFT parameters, as described in Section 11. The absolute and normalised cross-sections measured in the combined phase space are shown in Figure 10, while the individual results and the measured leading jet p_T are included in Appendix A. As expected, the measured absolute cross-sections are larger than the prediction. The total uncertainty per bin varies between 8% and 12%, the largest single contribution arises from the statistical uncertainty (about 5%). The photon p_T distribution in data is somewhat softer than the MC prediction, while there are no significant differences between the shapes of the $|\eta|$ distributions.

The breakdown of the categories of systematic uncertainties and the statistical one is illustrated in Figure 11 for the absolute $t\bar{t}\gamma$ production differential cross-sections measured in the combined fiducial phase space of the single-lepton and dilepton channels as a function of the photon p_T and η . The systematic uncertainties in the unfolded distributions are decomposed into signal modelling uncertainties, uncertainties related to the different background categories, experimental uncertainties, and statistical uncertainties. Among experimental uncertainties the largest effects come from the jet uncertainties followed by b -tagging and photon uncertainties.

Table 5: The χ^2/ndf and p -values between the measured absolute and normalised cross-sections of $t\bar{t}\gamma$ production and the NLO MADGRAPH5_AMC@NLO simulations interfaced to PYTHIA 8 and HERWIG 7.

Variables	Absolute cross-sections				Normalised cross-sections			
	MG5_aMC@NLO+PYTHIA 8		MG5_aMC@NLO+HERWIG 7		MG5_aMC@NLO+PYTHIA 8		MG5_aMC@NLO+HERWIG 7	
	χ^2/ndf	p -value	χ^2/ndf	p -value	χ^2/ndf	p -value	χ^2/ndf	p -value
Single-lepton and dilepton combined								
$p_T(\gamma)$	10.1/10	0.44	9.0/10	0.54	15.0/9	0.09	10.4/9	0.32
$ \eta(\gamma) $	14.6/8	0.07	13.5/8	0.09	10.4/7	0.17	10.5/7	0.16
Single-lepton channel								
$p_T(\gamma)$	12.3/10	0.26	11.1/10	0.35	64.8/9	< 0.01	49.6/9	< 0.01
$ \eta(\gamma) $	11.5/8	0.18	11.0/8	0.20	8.0/7	0.33	8.3/7	0.31
$\Delta R(\gamma, \ell)$	10.2/7	0.18	9.6/7	0.22	8.5/6	0.20	8.5/6	0.21
$\Delta R(\gamma, b)_{\min}$	12.4/5	0.03	12.0/5	0.04	7.5/4	0.11	8.7/4	0.07
$\Delta R(\ell, j)_{\min}$	6.1/5	0.30	6.4/5	0.27	1.5/4	0.83	2.5/4	0.64
$p_T(j_1)$	12.0/5	0.04	10.5/5	0.06	8.1/4	0.09	9.7/4	0.05
Dilepton channel								
$p_T(\gamma)$	8.4/6	0.21	7.0/6	0.32	6.3/5	0.28	5.3/5	0.38
$ \eta(\gamma) $	12.2/8	0.14	9.9/8	0.27	9.2/7	0.24	7.8/7	0.35
$\Delta R(\gamma, \ell)_{\min}$	17.6/7	0.01	17.2/7	0.02	14.2/6	0.03	14.7/6	0.02
$\Delta R(\gamma, b)_{\min}$	7.7/5	0.17	5.0/5	0.41	1.4/4	0.84	0.8/4	0.93
$\Delta R(\ell, j)_{\min}$	13.6/5	0.02	9.7/5	0.08	5.3/4	0.26	3.7/4	0.44
$p_T(j_1)$	10.2/5	0.07	4.9/5	0.42	7.8/4	0.10	3.6/4	0.46

The compatibility between the measured differential cross-sections and the predictions, evaluated using a ratio of χ^2 to the number of degrees of freedom (ndf) and the corresponding p -values, are summarised in Table 5 for all measured variables, including those shown in Appendix A. They are evaluated taking into account the statistical and systematic covariance matrices of the measurements and the number of degrees of freedom.

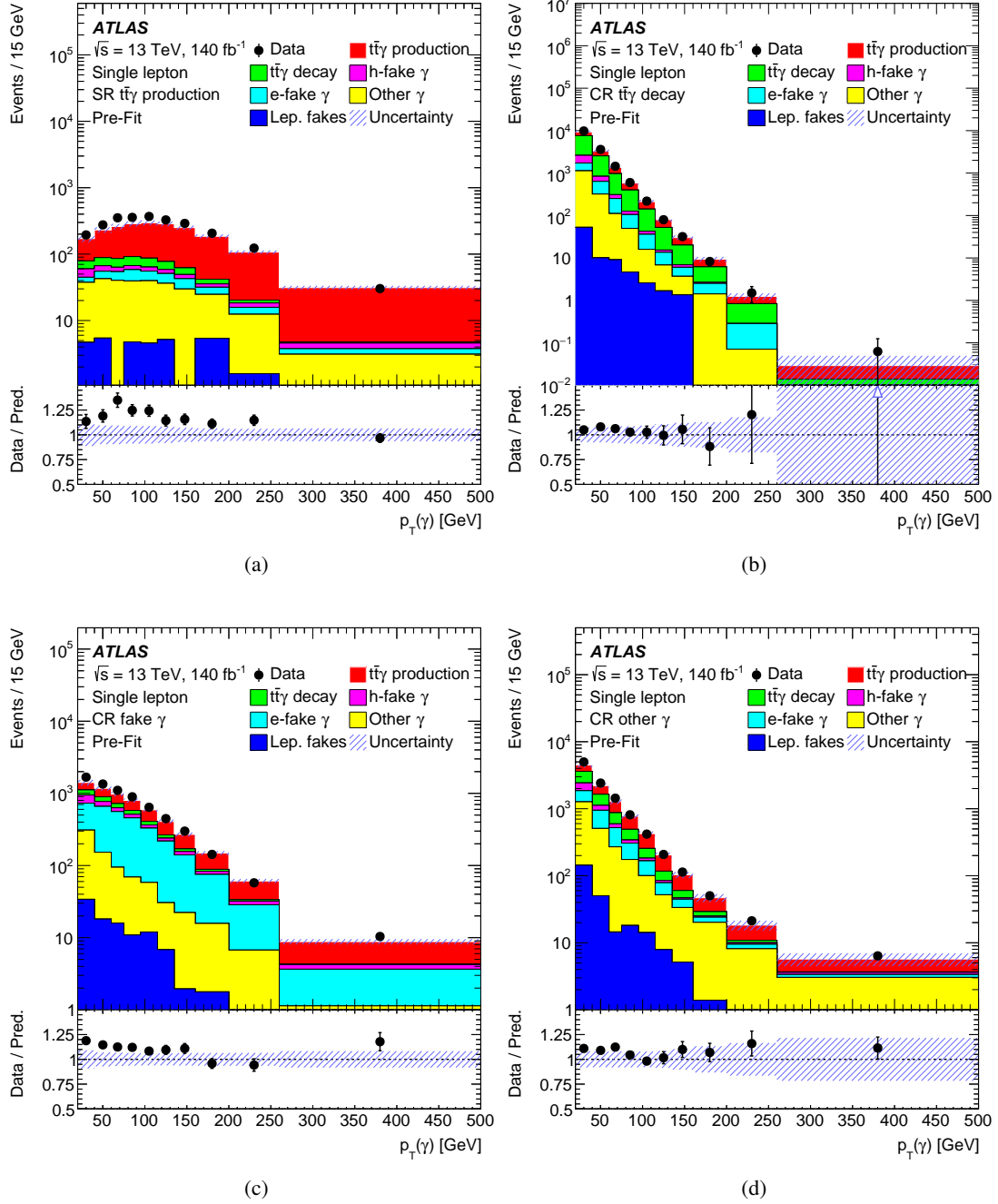


Figure 5: Photon p_T distributions at reconstruction level in the four regions of the single-lepton channel: (a) $t\bar{t}\gamma$ production SR, (b) $t\bar{t}\gamma$ decay CR, (c) photon fakes CR and (d) other prompt γ CR. The lower panels show the ratios of the data to the predictions. The uncertainty band represents the total uncertainties before the fit to data. The last bin of the distributions includes the overflow events.

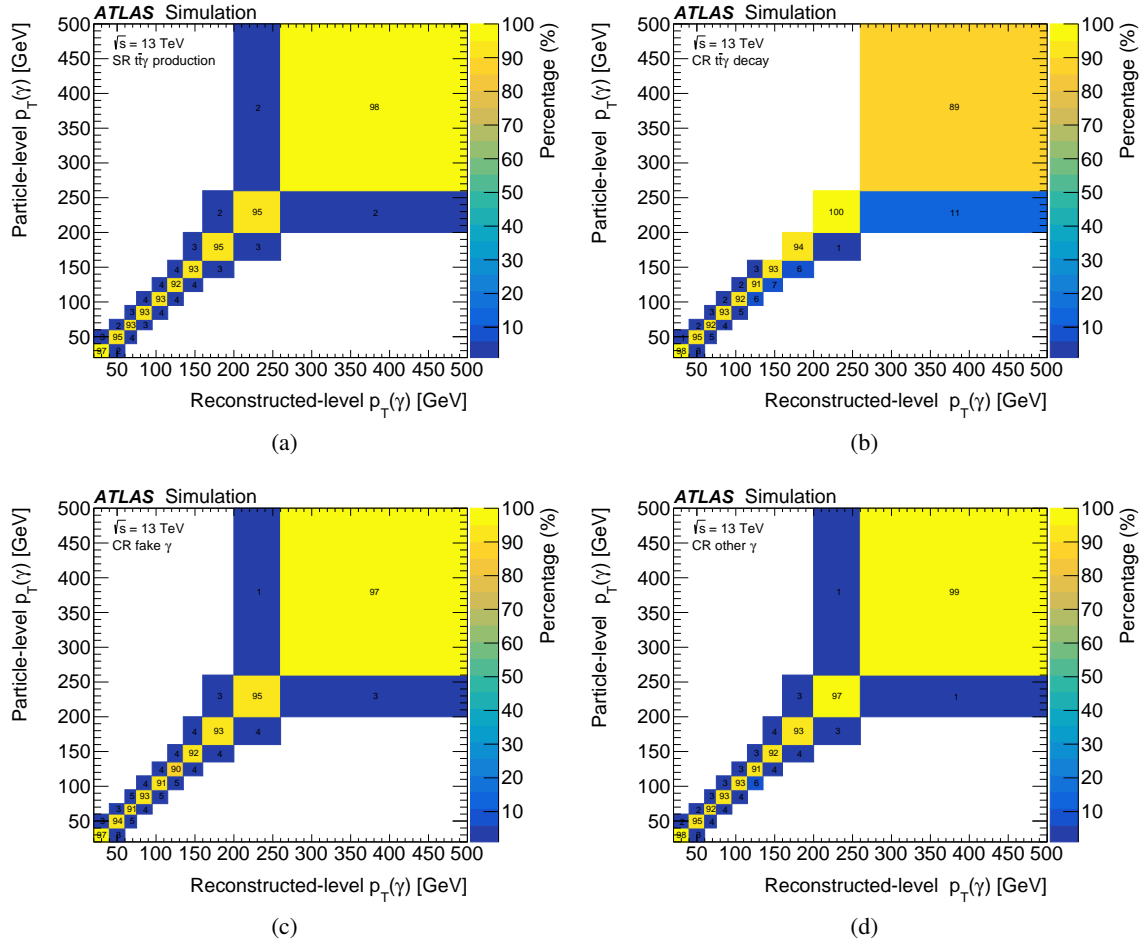
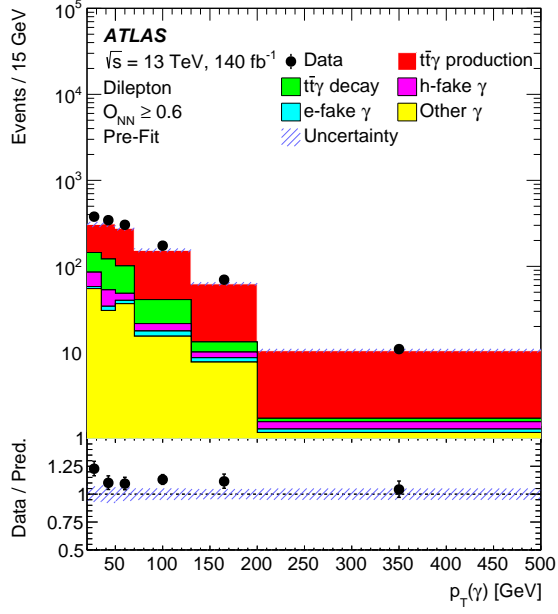
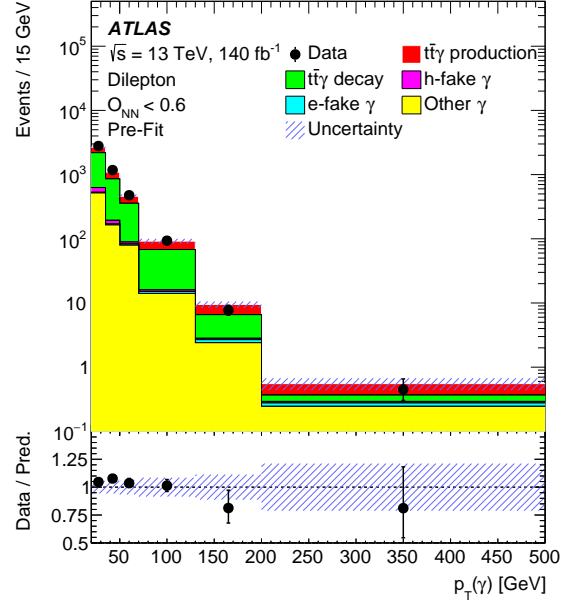


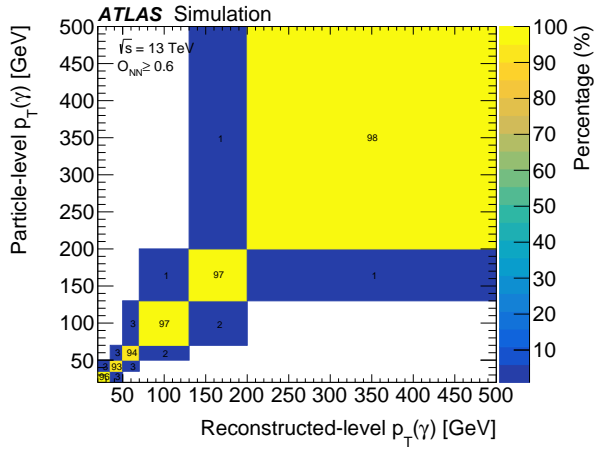
Figure 6: Migration matrices in the four regions of the single-lepton channel: (a) $t\bar{t}\gamma$ production SR, (b) $t\bar{t}\gamma$ decay CR, (c) photon fakes CR and (d) other prompt γ CR, relating the photon p_T at the reconstruction and particle levels in the fiducial phase space. The values correspond to the fraction of events in each bin normalised by column and shown as percentage. The last bin of the distributions includes the overflow events.



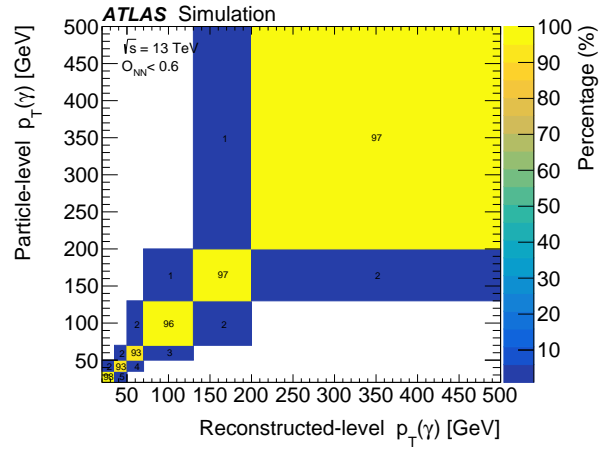
(a)



(b)



(c)



(d)

Figure 7: Top row: Photon p_T distributions at reconstruction level in the (a) signal and (b) control region defined by the NN output in the dilepton channel. The lower panels show the ratios of the data to the predictions. The uncertainty band represents the total uncertainties before the fit to data. Bottom row: Migration matrices relating the photon p_T at the reconstruction and particle levels in the fiducial phase space in the (c) signal and (d) control region. The values correspond to the fraction of events in each bin normalised by column and shown as percentage. The last bin of the distributions includes the overflow events.

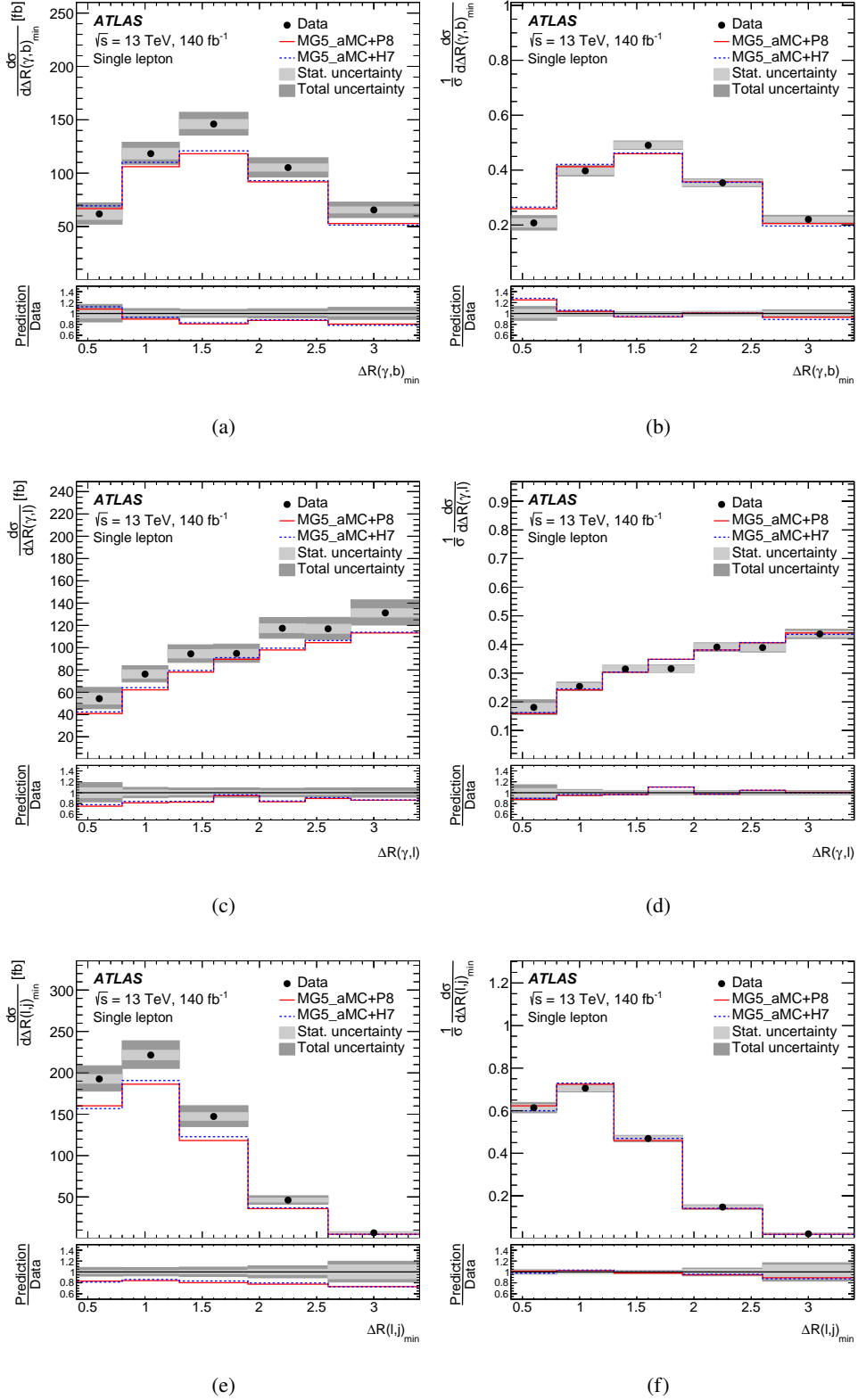


Figure 8: The (a, c, e) absolute and (b, d, f) normalised $t\bar{t}\gamma$ production differential cross-sections measured in the fiducial phase space in the single-lepton channel as a function of (a, b) $\Delta R(\gamma, b)_{\min}$, (c, d) $\Delta R(\gamma, \ell)$ and (e, f) $\Delta R(\ell, j)_{\min}$. Data are compared with MADGRAPH5_AMC@NLO simulation interfaced to PYTHIA 8 and HERWIG 7. The lower panels show the ratios of the predictions to the data. The last bin of the distributions includes the overflow events.

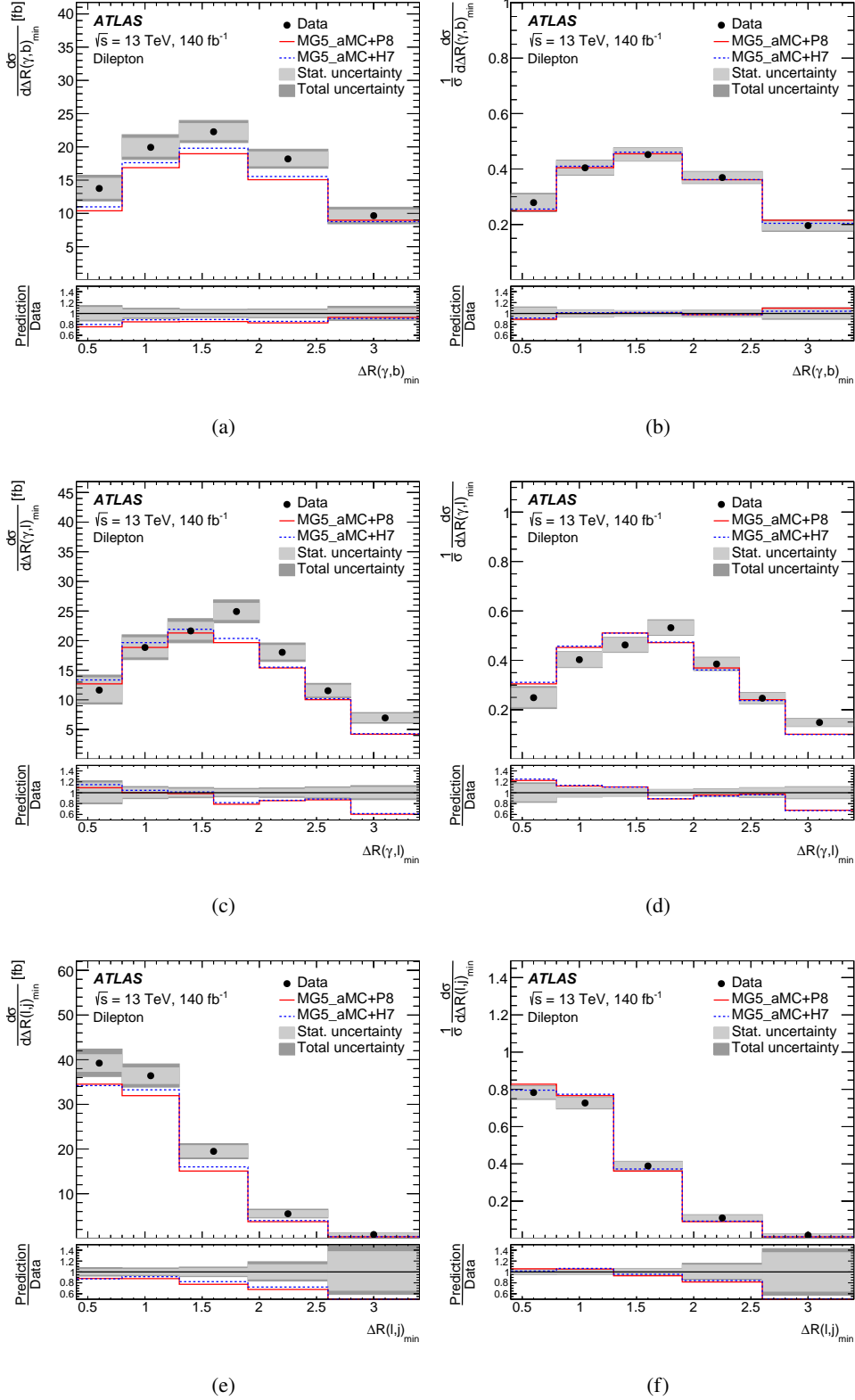


Figure 9: The (a, c, e) absolute and (b, d, f) normalised $t\bar{t}\gamma$ production differential cross-sections measured in the fiducial phase space in the dilepton channel as a function of (a, b) $\Delta R(\gamma, b)_{\min}$, (c, d) $\Delta R(\gamma, \ell)$ and (e, f) $\Delta R(\ell, j)_{\min}$. Data are compared with the NLO MADGRAPH5_AMC@NLO simulation interfaced to PYTHIA 8 and HERWIG 7. The lower panels show the ratios of the predictions to the data. The last bin of the distributions includes the overflow events.

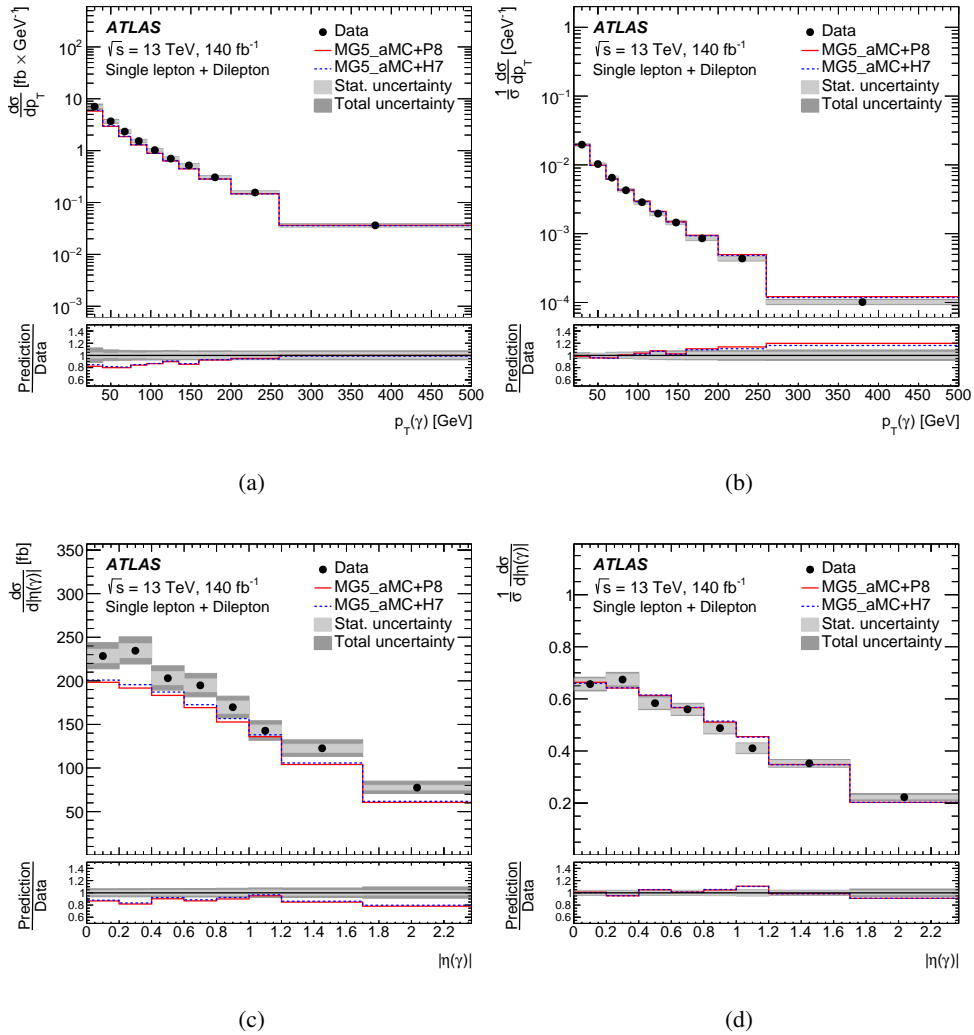
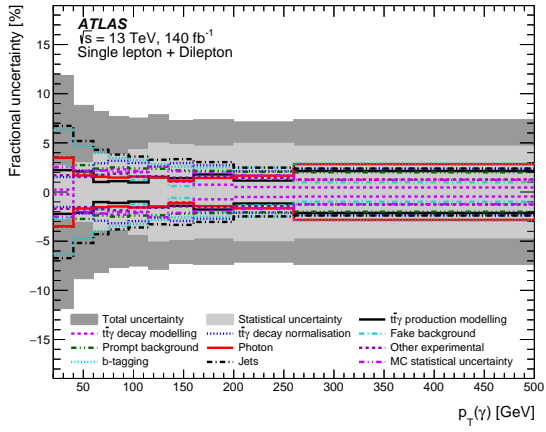
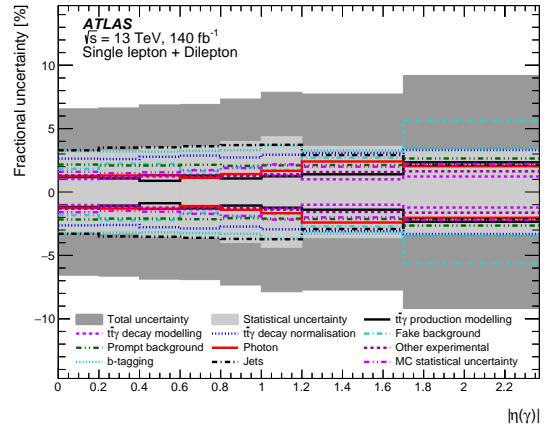


Figure 10: The (a, c) absolute and (b, d) normalised $i\bar{i}\gamma$ production differential cross-sections measured in the combined fiducial phase space of the single-lepton and dilepton channels as a function of the photon (a, b) p_T and (c, d) η . Data are compared with MADGRAPH5_AMC@NLO simulation interfaced to PYTHIA 8 and HERWIG 7. The lower panels show the ratios of the predictions to the data. The last bin of the photon p_T distributions includes the overflow events.



(a)



(b)

Figure 11: Contributions of the systematic uncertainties grouped in categories in each bin of the measurement of the absolute $t\bar{t}\gamma$ production differential cross-sections measured in the combined fiducial phase space of the single-lepton and dilepton channels as a function of the photon (a) p_T and (b) η . The relative uncertainties quoted are obtained by repeating the fit, fixing the set of nuisance parameters of the sources corresponding to each category to their post-fit values, and subtracting in quadrature the resulting uncertainty from the total uncertainty of the nominal fit. The total uncertainty is different from the sum in quadrature of the components due to correlations among nuisance parameters.

10.2 Differential distributions for the total $t\bar{t}\gamma$ production and decay process

The measurements are also performed for the sum of the $t\bar{t}\gamma$ production and $t\bar{t}\gamma$ decay in the same phase space as the $t\bar{t}\gamma$ production process alone at the stable particle level, similarly to previous measurements. The results are compared with the MC simulations of the $t\bar{t}\gamma$ process performed at the LO in QCD used in previous publications [9, 10]. These samples were simulated using the MADGRAPH5_aMC@NLO v2.3.3 generator [26] and the NNPDF2.3LO PDF set and were interfaced either to PYTHIA 8 or HERWIG 7. The $t\bar{t}\gamma$ events were generated as a doubly resonant $2 \rightarrow 7$ process. Diagrams where the photon is radiated from the initial state, from the intermediate top quarks, b -quarks, the intermediate W bosons, and from the decay products of the W bosons, were included. The LO MC samples are re-scaled to NLO prediction using the K -factors derived in Ref. [9].

The absolute and normalised cross-sections in the single-lepton channel are shown as functions of photon p_T , photon $|\eta|$ and leading jet p_T in Figure 12 and as functions of $\Delta R(\gamma, b)_{\min}$, $\Delta R(\gamma, \ell)$ and $\Delta R(\ell, j)_{\min}$ in Figure 13. Overall, the shapes of ΔR and $|\eta|$ distributions are well described within the total uncertainties of the measurement, while the description of the p_T distributions by the LO simulation is poor. Compared to the distributions measured for the $t\bar{t}\gamma$ production process alone, the p_T of the photon is softer, while there are no significant differences between the shapes of the photon η . As expected, the ΔR distributions have more events at lower ΔR values when including the $t\bar{t}\gamma$ decay events in the signal, where the photon can be emitted by a lepton.

The corresponding distributions measured in the dilepton channel are shown in Appendix B.

Following the previous publications by the ATLAS and CMS collaborations [9, 10, 12], the cross-sections in the dilepton channel are measured as a function of additional variables. The absolute and normalised cross-sections as functions of $|\Delta\eta(\ell\ell)|$, $\Delta\phi(\ell\ell)$, and the p_T of the dilepton system are presented in Figure 14, while Figure 15 shows the ΔR distributions between the photon and the leading and subleading lepton ordered by p_T . The qualitative description of the $\Delta\phi(\ell, \ell)$ and $|\Delta\eta(\ell\ell)|$ distributions by the simulation is in agreement with the observations of the previous measurements performed in a different phase space at parton [10] or particle level [9].

The compatibility between the measured differential cross-sections and the predictions is also quantified using χ^2/ndf and p -values, which are summarised in Table 6 for all variables considered. On average, p -values corresponding to the LO $2 \rightarrow 7$ simulation are lower than those for the MADGRAPH5_aMC@NLO simulation presented in Table 5 pointing to a somewhat poorer description of the data provided by the LO $2 \rightarrow 7$ simulation.

Table 6: The χ^2/ndf and p -values between the measured absolute and normalised cross-sections of the total $t\bar{t}\gamma$ production and decay process and the LO $2 \rightarrow 7$ MADGRAPH5_AMC@NLO simulation interfaced to PYTHIA 8 and HERWIG 7.

Variables	Absolute cross-sections				Normalised cross-sections			
	MG5_aMC@NLO+PYTHIA 8 χ^2/ndf	p -value	MG5_aMC@NLO+HERWIG 7 χ^2/ndf	p -value	MG5_aMC@NLO+PYTHIA 8 χ^2/ndf	p -value	MG5_aMC@NLO+HERWIG 7 χ^2/ndf	p -value
Single-lepton channel								
$p_T(\gamma)$	12.9/10	0.23	8.7/10	0.56	122.4/9	< 0.01	31.6/9	< 0.01
$ \eta(\gamma) $	13.3/8	0.10	13.3/8	0.10	12.2/7	0.09	13.1/7	0.07
$\Delta R(\gamma, \ell)$	15.2/7	0.03	14.2/7	0.05	18.5/6	0.01	17.3/6	0.01
$\Delta R(\gamma, b)_{\min}$	8.6/5	0.12	5.9/5	0.31	9.1/4	0.06	5.8/4	0.21
$\Delta R(\ell, j)_{\min}$	4.7/5	0.46	2.9/5	0.71	0.8/4	0.93	0.9/4	0.93
$p_T(j_i)$	25.2/5	< 0.01	43.5/5	< 0.01	27.8/4	< 0.01	45.2/4	< 0.01
Dilepton channel								
$p_T(\gamma)$	7.5/6	0.28	4.3/6	0.64	6.4/5	0.27	4.1/5	0.53
$ \eta(\gamma) $	5.3/8	0.73	6.5/8	0.59	5.5/7	0.60	6.8/7	0.45
$\Delta R(\gamma, \ell)_{\min}$	24.7/7	< 0.01	24.3/7	< 0.01	21.0/6	< 0.01	20.7/6	< 0.01
$\Delta R(\gamma, \ell_1)$	9.1/7	0.25	7.7/7	0.36	9.0/6	0.17	7.5/6	0.28
$\Delta R(\gamma, \ell_2)$	17.1/7	0.02	18.1/7	0.01	16.7/6	0.01	17.7/6	0.01
$ \Delta\eta(\ell, \ell) $	4.0/7	0.78	7.0/7	0.43	3.3/6	0.78	5.8/6	0.45
$\Delta\phi(\ell, \ell)$	35.8/8	< 0.01	37.6/8	< 0.01	35.6/7	< 0.01	37.3/7	< 0.01
$p_T(\ell, \ell)$	6.5/6	0.37	12.5/6	0.05	5.8/5	0.33	11.5/5	0.04
$\Delta R(\gamma, b)_{\min}$	0.7/5	0.98	2.4/5	0.79	0.7/4	0.95	2.4/4	0.66
$\Delta R(\ell, j)_{\min}$	6.1/5	0.3	8.9/5	0.11	9.9/4	0.04	12.4/4	0.01
$p_T(j_i)$	11.5/5	0.04	21.1/5	< 0.01	10.4/4	0.03	19.3/4	< 0.01

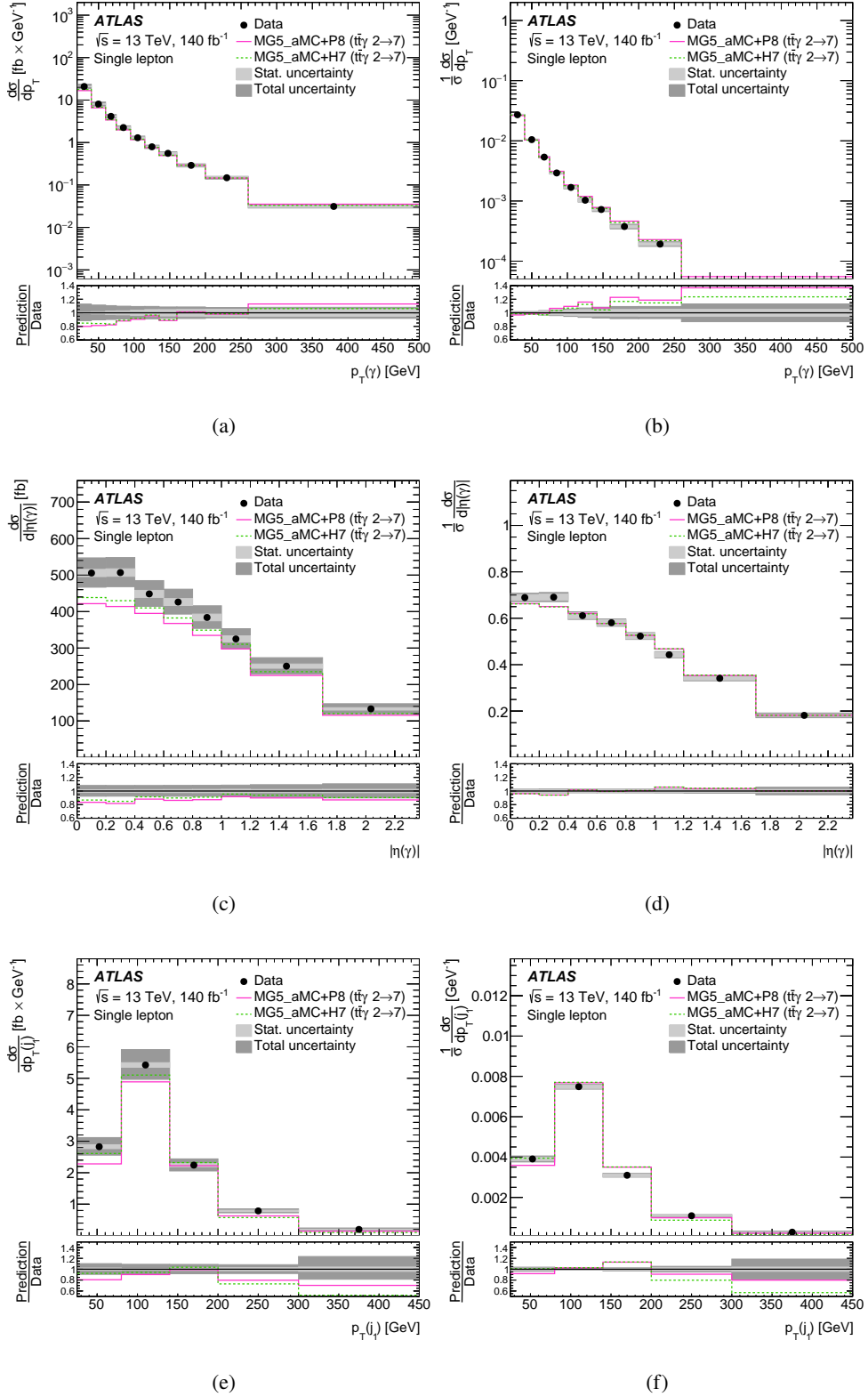


Figure 12: The (a, c, e) absolute and (b, d, f) normalised differential distributions of the total $t\bar{t}\gamma$ production and decay cross-section measured in the fiducial phase space in the single-lepton channel as a function of the (a, b) photon p_T , (c, d) photon $|\eta|$ and (e, f) leading jet p_T . Data are compared with the $t\bar{t}\gamma$ MADGRAPH5_AMC@NLO simulation at LO interfaced to PYTHIA 8 and HERWIG 7. The lower panels show the ratios of the predictions to the data. The last bin of the distributions includes the overflow events.

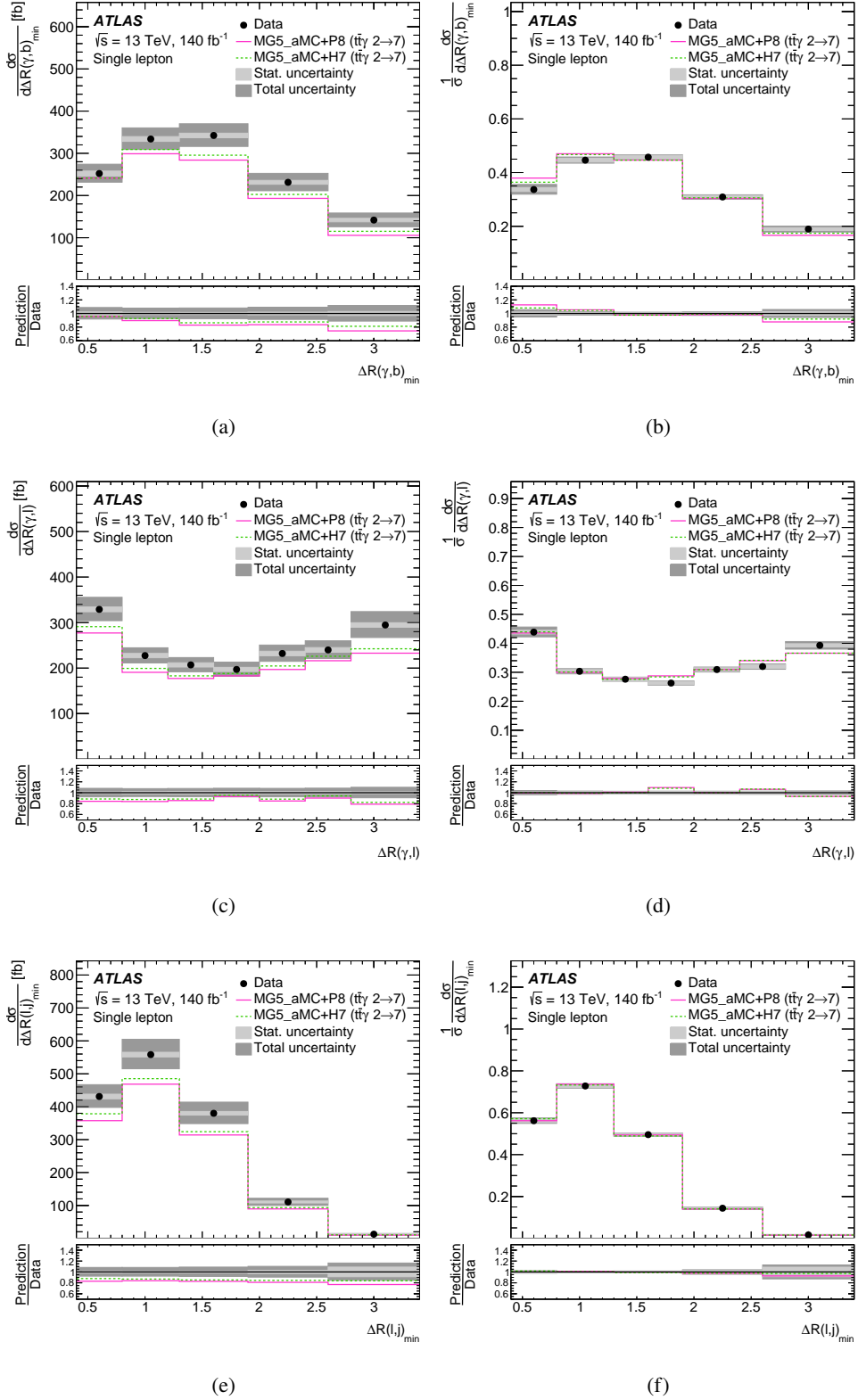


Figure 13: The (a, c, e) absolute and (b, d, f) normalised differential distributions of the total $t\bar{t}\gamma$ production and decay cross-section measured in the fiducial phase space in the single-lepton channel as a function of (a, b) $\Delta R(\gamma, b)_{\min}$, (c, d) $\Delta R(\gamma, \ell)$ and (e, f) $\Delta R(\ell, j)_{\min}$. Data are compared with the $t\bar{t}\gamma$ MADGRAPH5_AMC@NLO simulation at LO interfaced to PYTHIA 8 and HERWIG 7. The lower panels show the ratios of the predictions to the data. The last bin of the distributions includes the overflow events.

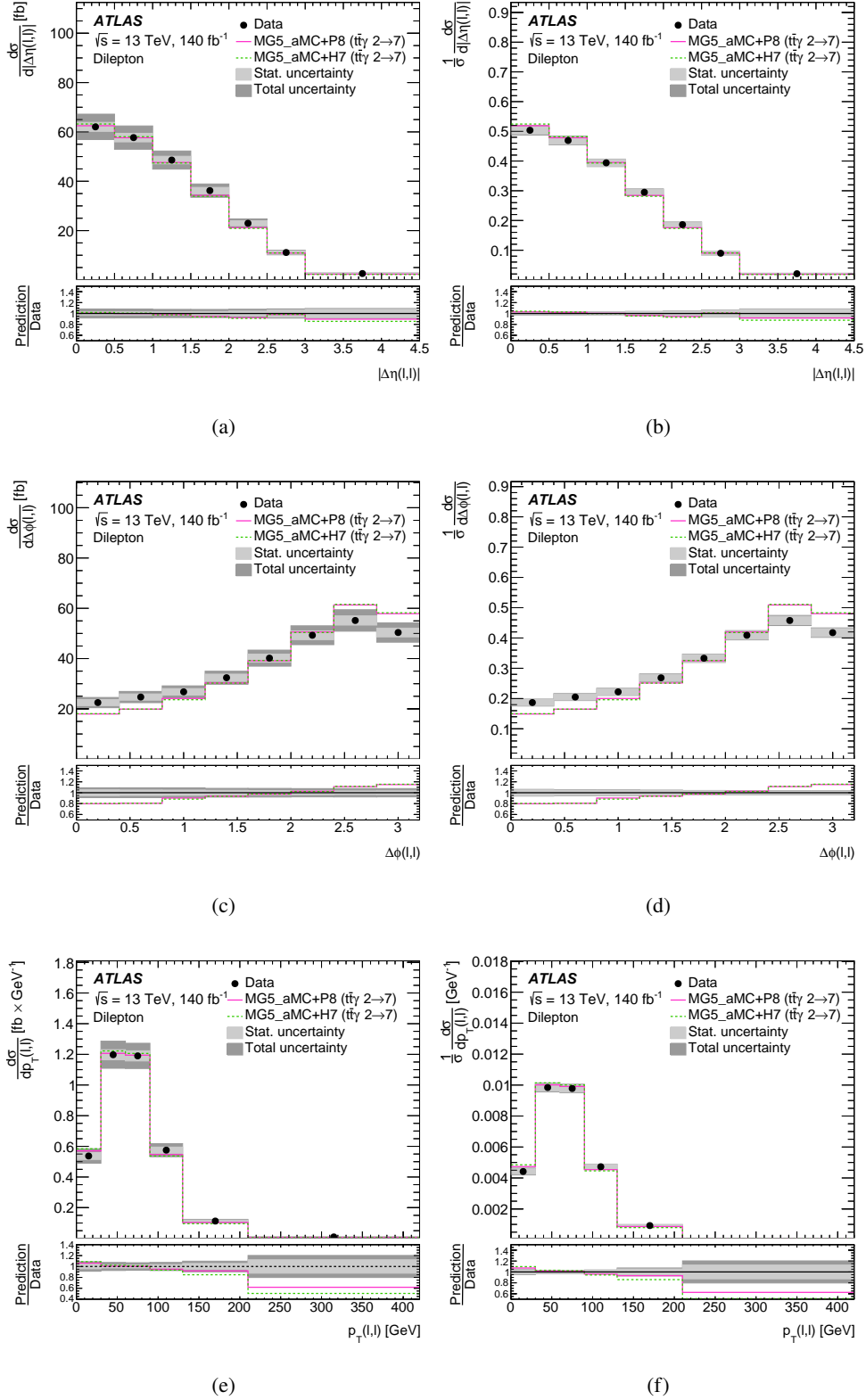


Figure 14: The (a, c, e) absolute and (b, d, f) normalised differential cross-sections of the of the total $t\bar{t}\gamma$ production and decay process measured in the fiducial phase space in the dilepton channel as a function of (a, b) $|\Delta\eta(\ell\bar{\ell})|$, (c, d) $\Delta\phi(\ell\bar{\ell})$, and the (e, f) p_T of the dilepton system. Data are compared with the $t\bar{t}\gamma$ MADGRAPH5_AMC@NLO simulation at LO interfaced to PYTHIA 8 and HERWIG 7. The lower panels show the ratios of the predictions to the data. The last bin of the distributions includes the overflow events.

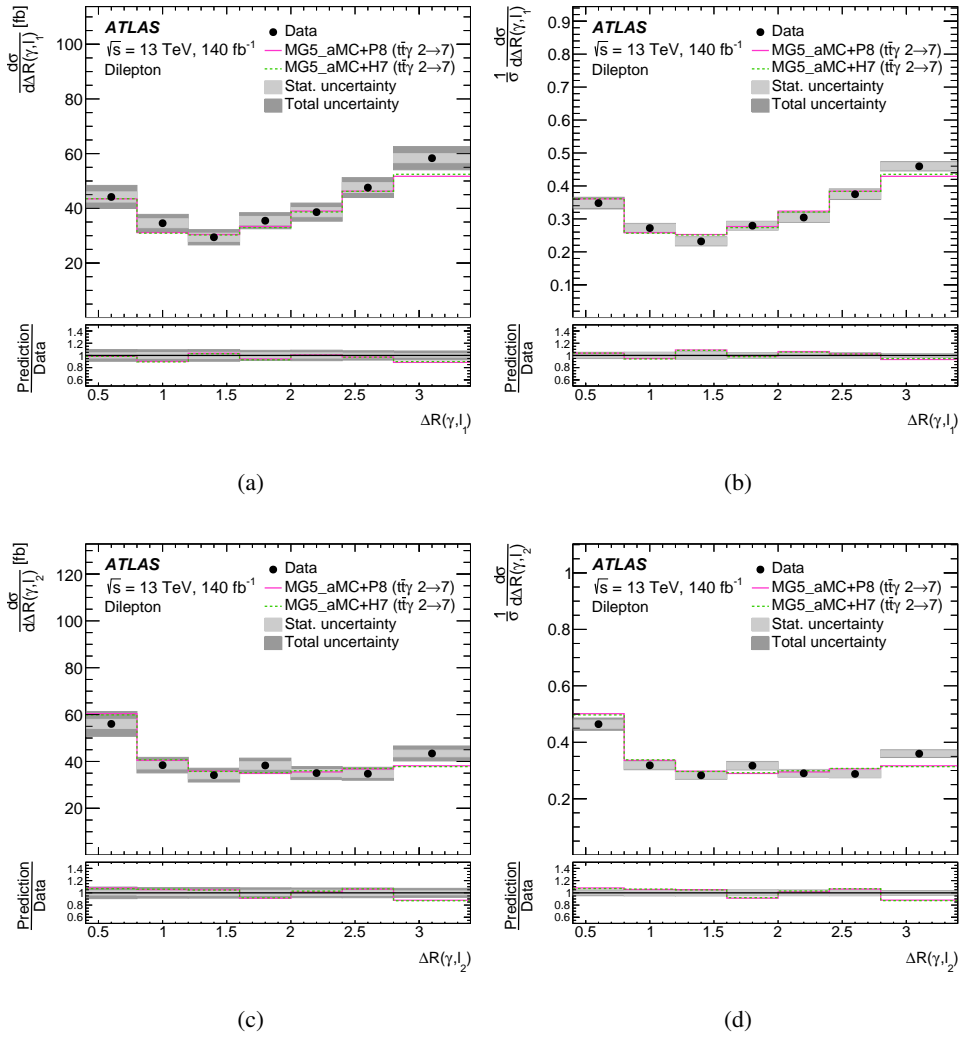


Figure 15: The (a, c) absolute and (b, d) normalised differential cross-sections of the of the total $t\bar{t}\gamma$ production and decay process measured in the fiducial phase space in the dilepton channel as a function of (a, b) $\Delta R(\gamma, \ell_1)$ and (c, d) $\Delta R(\gamma, \ell_2)$. Data are compared with the $t\bar{t}\gamma$ MADGRAPH5_AMC@NLO simulations at LO interfaced to PYTHIA 8 and HERWIG 7. The lower panels show the ratios of the predictions to the data. The last bin of the distributions includes the overflow events.

11 EFT interpretation

Physics phenomena beyond the SM might only manifest themselves at an energy scale Λ that is larger than the scales probed at the LHC. In that case, the new states are expected to be produced virtually. In the EFT approach, these virtual effects are parameterized by adding higher-dimensional operators to the SM Lagrangian. Assuming lepton number conservation, the lowest-order EFT operators to contribute have dimension six. Since the interaction strength of an operator of dimension d is proportional to Λ^{4-d} , conventionally chosen to be 1 TeV, higher-dimensional operators are suppressed. The $t\bar{t}\gamma$ production process is expected to be sensitive to several EFT operators [4], but it has the highest sensitivity to dipole operators C_{tB} , C_{tW} , coupling to the weak hypercharge and isospin gauge bosons, respectively. The $t\bar{t}Z$ production is also modified by the C_{tB} and C_{tW} operators.

The anomalous dipole couplings introduced in Eq. (1) can be expressed in terms of dimension-6 EFT operators as:

$$\begin{aligned} C_{2,V}^Z &= \frac{v^2 m_t}{\sqrt{2} c_w s_w m_Z \Lambda^2} \Re [C_{tZ}], & C_{2,A}^Z &= \frac{v^2 m_t}{\sqrt{2} c_w s_w m_Z \Lambda^2} \Im [C_{tZ}], \\ C_{2,V}^\gamma &= \frac{\sqrt{2} v m_t}{e \Lambda^2} \Re [C_{t\gamma}], & C_{2,A}^\gamma &= \frac{\sqrt{2} v m_t}{e \Lambda^2} \Im [C_{t\gamma}], \end{aligned}$$

where s_w (c_w) is the sine (cosine) of the Weinberg angle, m_Z is the Z boson mass and $C_{t\gamma}$ and C_{tZ} are the EFT operators, which are linear combinations of the dipole operators C_{tB} , C_{tW} introduced in Ref. [4, 82]:

$$\begin{aligned} C_{tZ} &= c_w \cdot C_{tW} - s_w \cdot C_{tB}, \\ C_{t\gamma} &= s_w \cdot C_{tW} + c_w \cdot C_{tB}. \end{aligned}$$

Those relationships hold for both the real and imaginary parts of the coefficients.

Since the C_{tB} , C_{tW} operators most significantly modify the rate and the shape of the photon p_T distribution in $t\bar{t}\gamma$ production, this variable is used to set limits on them. This is illustrated in Figure 16, where the absolute cross-section as a function of p_T (see Figure 10 (a)) is compared with the SM prediction and predictions where the one of the C_{tB} , C_{tW} EFT operators is different from zero.

The $t\bar{t}\gamma$ production cross-section in each bin of the corresponding distributions can be parameterised as

$$\sigma = \sigma_{\text{SM}} + \sum_i C_i \sigma_i + \sum_{i,j} C_i C_j \sigma_{ij}.$$

The coupling parameters of the EFT operators considered are denoted by C_i , where σ_i corresponds to the cross-section of the interference of diagrams with one EFT vertex with diagrams from the SM, and the cross-section σ_{ij} represents the interference of two diagrams with one EFT vertex each or the squares of the amplitudes with one effective vertex for $i = j$. In the following, contributions with $i = j$ are referred to as quadratic terms, while $i \neq j$ are referred to as cross-terms.

The EFTfitter tool [83] is used to obtain the best-fit values of the EFT parameters in a Bayesian statistical framework. The SMEFT prediction of the SM term for each bin of the distribution (σ_{SM}), which is

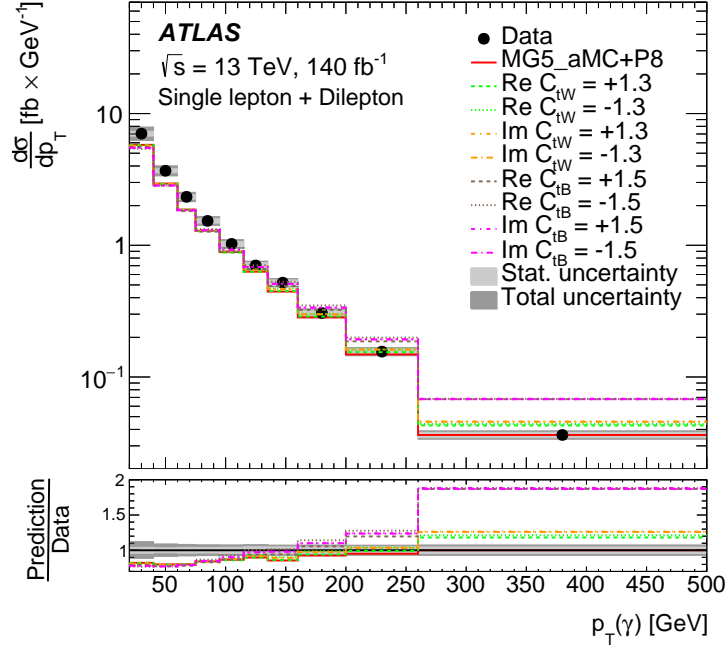


Figure 16: Comparison of the photon p_T distribution from the combined measurement in the single-lepton and dilepton channels shown in Figure 10 with the SM prediction and predictions where one EFT parameter is different from zero. The values of the coefficients correspond to the largest values considered in the simulation of the samples. The lower panel shows the ratio of the prediction to the data.

simulated at LO in QCD, is scaled to the NLO cross-section of the nominal $t\bar{t}\gamma$ production sample. The real and imaginary parts of the C_{tB} and C_{tW} operators are considered separately.

A nominal fit is performed with the full parameterisation of the $t\bar{t}\gamma$ production cross-section including the linear and quadratic terms and the cross-terms introduced above, for all the operators simultaneously. The analysis has very little sensitivity if only the linear terms, which represent the interference terms, are considered in the fit when compared with the full quadratic fit. Uncertainties related to the modelling of the EFT samples are not considered in the fit. The results of the global fit (*global mode* in the figures) to the four coefficients are shown in Figure 17 as two-dimensional contours. The measured values are in good agreement with the predictions of the SM. As expected, a linear relationship between C_{tW} and C_{tB} is observed (left column).

Additionally, the fits where only one EFT parameter is probed at a time, while all others are set to zero, referred to as independent fits, are carried out using the quadratic parameterisations. The observed and expected 68% and 95% credible intervals for the C_{tW} and C_{tB} operators from both sets of fits, the marginalised quadratic fits and the independent quadratic fits, are given in Table 7. The marginalised values are obtained by integrating the posterior probability distribution over the other coefficients. The best-fit values for the different coefficients are in agreement with the predictions of the SM despite a slightly larger measured $t\bar{t}\gamma$ production cross-section than the NLO calculation. The constraints on the C_{tB} coefficient are roughly a factor of two better than those on C_{tW} .

The $t\bar{t}Z$ production is also modified by the C_{tB} and C_{tW} operators as mentioned above, providing complementary constraining power. Thus, the limits on EFT parameters are also set using a simultaneous

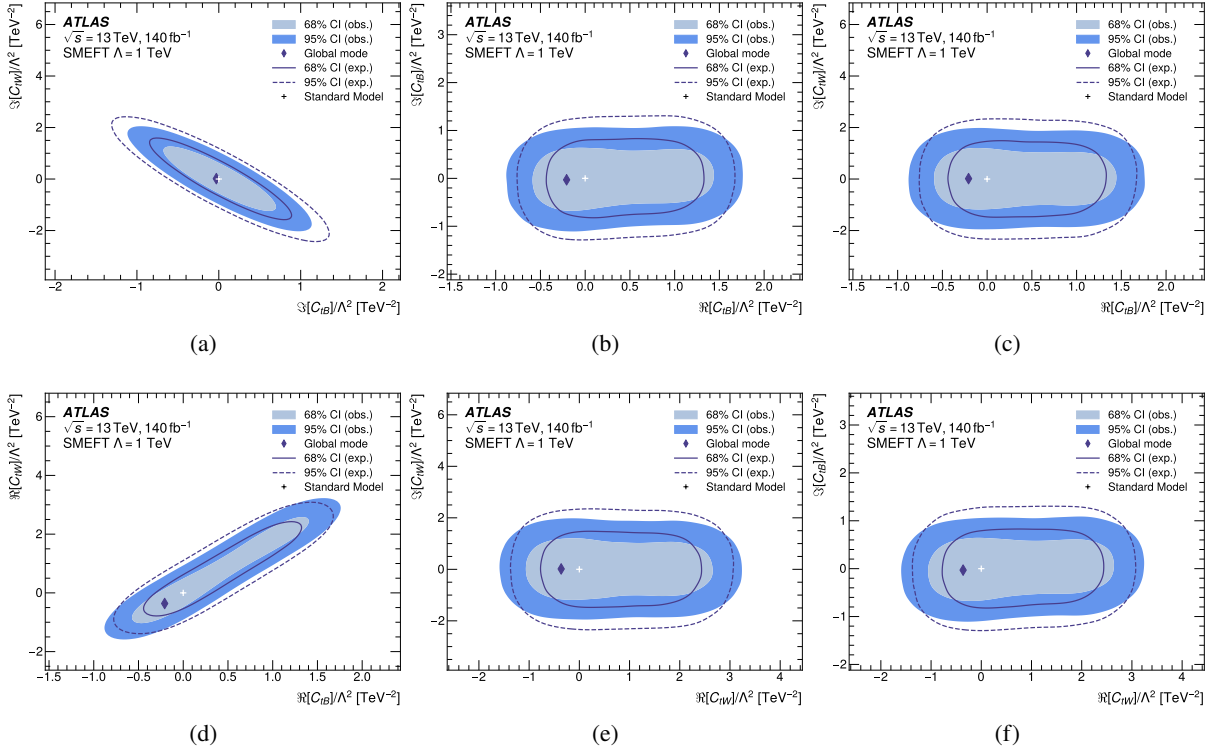


Figure 17: Two-dimensional marginalised posteriors for the C_{tW} and C_{tB} operators from the quadratic fit, indicating the 68% and 95% credible intervals, extracted using the photon p_T distribution from the combined measurement in the single-lepton and dilepton channels shown in Figure 10. The pairs of operators shown are (a) $\Im[C_{tB}], \Im[C_{tW}]$, (b) $\Re[C_{tB}], \Im[C_{tB}]$, (c) $\Re[C_{tB}], \Im[C_{tW}]$, (d) $\Re[C_{tB}], \Re[C_{tW}]$, (e) $\Re[C_{tW}], \Im[C_{tW}]$ and (f) $\Re[C_{tW}], \Re[C_{tB}]$.

measurement of the photon p_T and the Z boson p_T using the input data and simulations from the $t\bar{t}Z$ production measurement of Ref. [16]. The Z boson p_T distribution is measured in $t\bar{t}Z$ events with two, three and four leptons in the final state and is corrected to particle level in a fiducial phase space. The event selection and reconstruction is designed to avoid any statistical overlap with the $t\bar{t}\gamma$ measurement to ease the combination. Both measurements consider the same sources of the systematic uncertainties for all the common objects. Thus, in the simultaneous profile-likelihood fit to the photon and Z boson distributions, all experimental uncertainties are treated as correlated between the measurements. The modelling uncertainties of the signal and background processes are uncorrelated owing to the different MC simulations used in both measurements.

After the fit, there are up to 10% correlations between the unfolded bins of the $t\bar{t}Z$ and $t\bar{t}\gamma$ distributions, arising from the correlation of the experimental uncertainties. The measured cross-sections and post-fit values of the systematic uncertainties are not significantly more constrained compared to the results of the individual $t\bar{t}\gamma$ and $t\bar{t}Z$ measurements (see Ref. [16]).

The observed and expected 68% and 95% credible intervals for the C_{tW} and C_{tB} operators obtained from the combined measurement are summarised in Table 8. The quadratic limits on the real and imaginary parts of the coefficients are similar, with C_{tB} being slightly more constrained than C_{tW} . The combination with $t\bar{t}Z$ slightly improves the limits, in particular the credible intervals for C_{tW} obtained with the independent quadratic fits are reduced by up to 20%. For better visualisation, the results of the marginalised quadratic

Table 7: Observed and expected 68% and 95% credible intervals on C/Λ^2 [TeV $^{-2}$] for the C_{tW} and C_{tB} operators obtained from the $t\bar{t}\gamma$ measurement, comparing the results obtained from the marginalised quadratic fit (‘marg.’) and the independent quadratic fits (‘indep.’). Also shown are the best-fit values (global mode) for each operator.

Wilson coefficient		68% CI (exp.)	95% CI (exp.)	68% CI (obs.)	95% CI (obs.)	Best-fit
$\Re[C_{tW}]$	$O(\Lambda^{-4})$ (marg.)	[−0.35, 2.0]	[−1.1, 2.8]	[−0.75, 2.1]	[−1.2, 2.8]	−0.36
	$O(\Lambda^{-4})$ (indep.)	[−0.54, 0.60]	[−0.92, 1.0]	[−0.42, 0.40]	[−0.74, 0.78]	−0.02
$\Im[C_{tW}]$	$O(\Lambda^{-4})$ (marg.)	[−1.1, 1.2]	[−2.0, 2.0]	[−0.90, 0.90]	[−1.7, 1.7]	0.02
	$O(\Lambda^{-4})$ (indep.)	[−0.58, 0.58]	[−0.98, 0.96]	[−0.44, 0.40]	[−0.78, 0.76]	−0.01
$\Re[C_{tB}]$	$O(\Lambda^{-4})$ (marg.)	[−0.22, 1.0]	[−0.58, 1.5]	[−0.42, 1.1]	[−0.70, 1.5]	−0.21
	$O(\Lambda^{-4})$ (indep.)	[−0.31, 0.32]	[−0.52, 0.53]	[−0.25, 0.20]	[−0.43, 0.40]	−0.03
$\Im[C_{tB}]$	$O(\Lambda^{-4})$ (marg.)	[−0.62, 0.64]	[−1.1, 1.2]	[−0.48, 0.52]	[−0.92, 0.96]	−0.03
	$O(\Lambda^{-4})$ (indep.)	[−0.33, 0.31]	[−0.53, 0.53]	[−0.23, 0.23]	[−0.43, 0.41]	−0.01

fits obtained using the photon p_T in $t\bar{t}\gamma$ and in combination with $t\bar{t}Z$ are shown in Figure 18.

Table 8: Observed and expected 68% and 95% credible intervals on C/Λ^2 [TeV $^{-2}$] for the C_{tW} and C_{tB} operators obtained from a combined $t\bar{t}Z$ and $t\bar{t}\gamma$ measurements comparing the results obtained from the marginalised global quadratic fit (‘marg.’) and the independent quadratic fits (‘indep.’). Also shown are the best-fit values (global mode) for each operator.

Wilson coefficient		68% CI (exp.)	95% CI (exp.)	68% CI (obs.)	95% CI (obs.)	Best-fit
$\Re[C_{tW}]$	$O(\Lambda^{-4})$ (marg.)	[−0.65, 1.2]	[−1.1, 2.3]	[−0.55, 1.9]	[−1.2, 2.5]	1.73
	$O(\Lambda^{-4})$ (indep.)	[−0.48, 0.54]	[−0.82, 0.88]	[−0.30, 0.32]	[−0.56, 0.60]	0.01
$\Im[C_{tW}]$	$O(\Lambda^{-4})$ (marg.)	[−1.1, 0.50]	[−1.9, 1.4]	[−1.4, 0.25]	[−1.8, 1.2]	−0.96
	$O(\Lambda^{-4})$ (indep.)	[−0.54, 0.50]	[−0.86, 0.84]	[−0.32, 0.30]	[−0.60, 0.58]	−0.01
$\Re[C_{tB}]$	$O(\Lambda^{-4})$ (marg.)	[−0.36, 0.74]	[−0.68, 1.3]	[−0.48, 1.2]	[−0.74, 1.4]	1.01
	$O(\Lambda^{-4})$ (indep.)	[−0.33, 0.33]	[−0.56, 0.55]	[−0.25, 0.20]	[−0.43, 0.39]	−0.04
$\Im[C_{tB}]$	$O(\Lambda^{-4})$ (marg.)	[−0.38, 0.66]	[−0.86, 1.1]	[−0.20, 0.76]	[−0.70, 1.1]	0.52
	$O(\Lambda^{-4})$ (indep.)	[−0.35, 0.33]	[−0.57, 0.55]	[−0.24, 0.22]	[−0.42, 0.41]	−0.01

To gauge the importance of each individual measurement in the combination, and to better visualise the interplay between the different directions of EFT sensitivity, the quadratic fits are repeated in terms of the

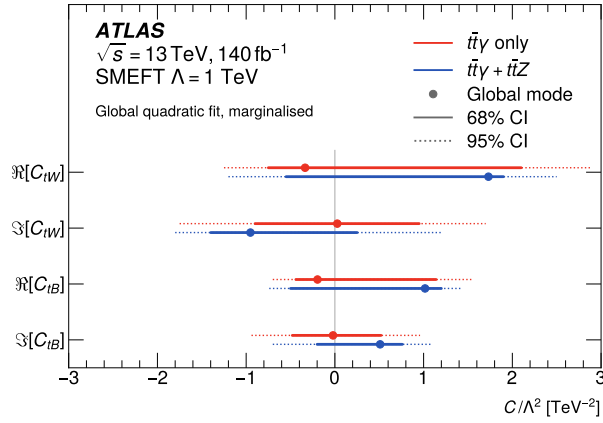


Figure 18: Comparison of the 68% and 95% credible intervals obtained in the marginalised quadratic fits using the photon p_T in $t\bar{t}\gamma$ production and using the simultaneous measurement of the p_T of the Z boson and the p_T of the photon. Also shown are the best-fit values (global mode) for each operator.

operators C_{tZ} and $C_{t\gamma}$. The C_{tZ} coefficient is probed by the $t\bar{t}Z$ measurement, while $t\bar{t}\gamma$ is sensitive to $C_{t\gamma}$. The comparison of the individual $t\bar{t}Z$ and $t\bar{t}\gamma$ exclusion contours and the combination are shown in Figure 19 as a function of C_{tZ} and C_{tW} . The $t\bar{t}Z$ measurement is not able to resolve the C_{tZ} and $C_{t\gamma}$, a degenerate structure is observed in e.g., the marginalised posterior of $C_{t\gamma}$ (Figure 19 (a)). It is resolved by the addition of the $t\bar{t}\gamma$ measurement, as expected. Both $t\bar{t}Z$ and $t\bar{t}\gamma$ lead to the same contour shape in the plane of $\Re[C_{tZ}]$ versus $\Im[C_{tZ}]$ (Figure 19 (f)), while their combination exhibits a different structure, which highlights the importance of combining measurements with complementary directions of EFT sensitivity.

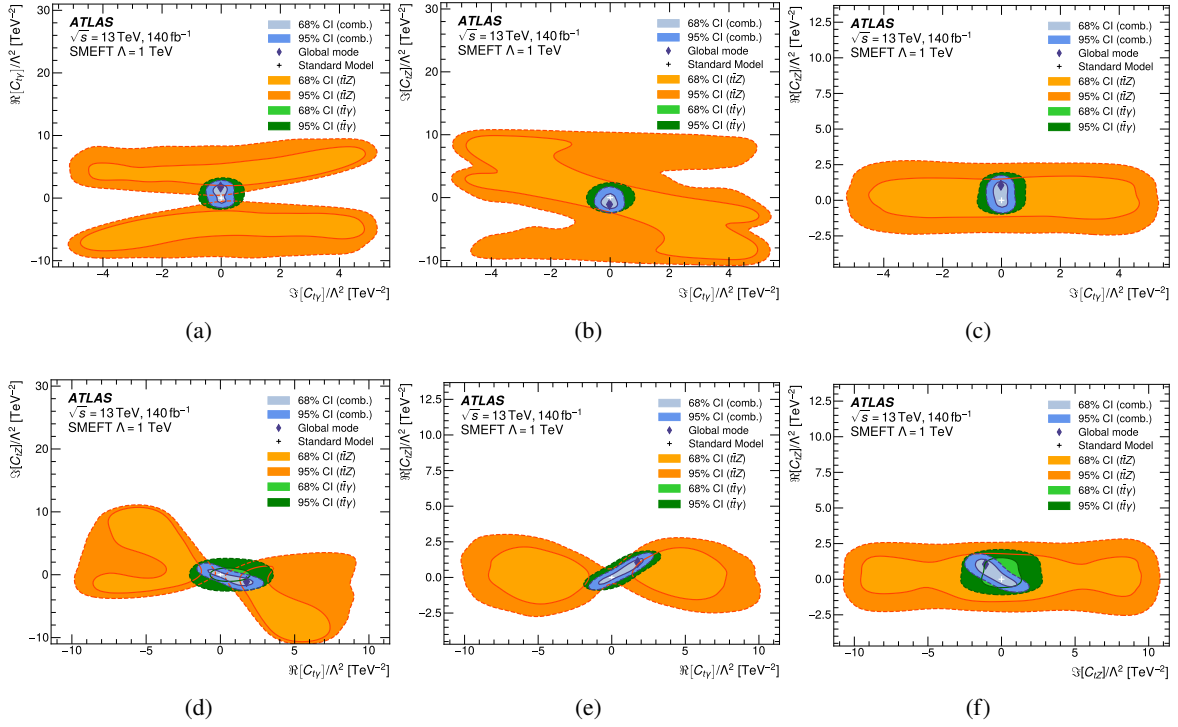


Figure 19: Two-dimensional marginalised posteriors for the $C_{1\gamma}$ and C_{1Z} operators from the quadratic fit, indicating the 68% and 95% credible intervals. The pairs of operators shown are (a) $\Im[C_{1\gamma}], \Re[C_{1\gamma}]$, (b) $\Im[C_{1\gamma}], \Im[C_{1Z}]$, (c) $\Im[C_{1\gamma}], \Re[C_{1Z}]$, (d) $\Re[C_{1\gamma}], \Im[C_{1Z}]$, (e) $\Re[C_{1\gamma}], \Re[C_{1Z}]$ and (f) $\Im[C_{1Z}], \Re[C_{1Z}]$. The individual contributions of the $t\bar{t}Z$ and $t\bar{t}\gamma$ measurements are displayed separately from the result of the full combination. Also shown are the best-fit value (global mode) and the SM prediction.

12 Conclusion

Detailed measurements of the production cross-section of top quark pairs in association with a photon are presented, using a data sample of proton–proton collisions collected with the ATLAS detector at the LHC at $\sqrt{s} = 13$ TeV, corresponding to a total integrated luminosity of 140 fb^{-1} . The cross-section of the $t\bar{t}\gamma$ production process, where the photon is radiated from one of the incoming quarks, or the top quark, is measured for the first time. The inclusive and differential measurements are performed in the single-lepton and dilepton decay channels in fiducial regions at particle level for photon $p_T > 20$ GeV. The combined inclusive fiducial cross-section for the $t\bar{t}\gamma$ production process is 322 ± 5 (stat) ± 15 (syst) fb. The combined $t\bar{t}\gamma$ cross-section for events with photon radiated at any stage of the process is 793 ± 5 (stat) $^{+38}_{-37}$ (syst) fb. The MC predictions are in agreement with the measurements within the total uncertainties, although they slightly underestimate the cross-sections.

The differential cross-sections, absolute and normalised, are measured for six variables in the single-lepton and up to eleven variables in the dilepton channel for the $t\bar{t}\gamma$ topology with the photon radiated from an initial-state parton or one of the top quarks and for the $t\bar{t}\gamma$ process regardless of the origin of the photon. They characterise the photon, lepton and jet kinematics as well as the angular separation between the reconstructed objects of the $t\bar{t}\gamma$ event. The shapes of the measured cross-sections are mostly well described

by the MC predictions.

The differential cross-sections as a function of the photon p_T are interpreted in the framework of the SM effective field theory, setting limits on parameters related to the electroweak dipole moments of the top quark. The EFT interpretation is also performed by using a simultaneous fit to the photon p_T and the Z boson p_T spectra measured in the $t\bar{t}$ production in association with a Z boson.

Acknowledgements

We thank CERN for the very successful operation of the LHC and its injectors, as well as the support staff at CERN and at our institutions worldwide without whom ATLAS could not be operated efficiently.

The crucial computing support from all WLCG partners is acknowledged gratefully, in particular from CERN, the ATLAS Tier-1 facilities at TRIUMF/SFU (Canada), NDGF (Denmark, Norway, Sweden), CC-IN2P3 (France), KIT/GridKA (Germany), INFN-CNAF (Italy), NL-T1 (Netherlands), PIC (Spain), RAL (UK) and BNL (USA), the Tier-2 facilities worldwide and large non-WLCG resource providers. Major contributors of computing resources are listed in Ref. [84].

We gratefully acknowledge the support of ANPCyT, Argentina; YerPhI, Armenia; ARC, Australia; BMWFW and FWF, Austria; ANAS, Azerbaijan; CNPq and FAPESP, Brazil; NSERC, NRC and CFI, Canada; CERN; ANID, Chile; CAS, MOST and NSFC, China; Minciencias, Colombia; MEYS CR, Czech Republic; DNRF and DNSRC, Denmark; IN2P3-CNRS and CEA-DRF/IRFU, France; SRNSFG, Georgia; BMBF, HGF and MPG, Germany; GSRI, Greece; RGC and Hong Kong SAR, China; ISF and Benoziyo Center, Israel; INFN, Italy; MEXT and JSPS, Japan; CNRST, Morocco; NWO, Netherlands; RCN, Norway; MEiN, Poland; FCT, Portugal; MNE/IFA, Romania; MESTD, Serbia; MSSR, Slovakia; ARRS and MIZŠ, Slovenia; DSI/NRF, South Africa; MICINN, Spain; SRC and Wallenberg Foundation, Sweden; SERI, SNSF and Cantons of Bern and Geneva, Switzerland; MOST, Taipei; TENMAK, Türkiye; STFC, United Kingdom; DOE and NSF, United States of America.

Individual groups and members have received support from BCKDF, CANARIE, CRC and DRAC, Canada; PRIMUS 21/SCI/017 and UNCE SCI/013, Czech Republic; COST, ERC, ERDF, Horizon 2020, ICSC-NextGenerationEU and Marie Skłodowska-Curie Actions, European Union; Investissements d’Avenir Labex, Investissements d’Avenir Idex and ANR, France; DFG and AvH Foundation, Germany; Herakleitos, Thales and Aristeia programmes co-financed by EU-ESF and the Greek NSRF, Greece; BSF-NSF and MINERVA, Israel; Norwegian Financial Mechanism 2014-2021, Norway; NCN and NAWA, Poland; La Caixa Banking Foundation, CERCA Programme Generalitat de Catalunya and PROMETEO and GenT Programmes Generalitat Valenciana, Spain; Göran Gustafssons Stiftelse, Sweden; The Royal Society and Leverhulme Trust, United Kingdom.

In addition, individual members wish to acknowledge support from CERN: European Organization for Nuclear Research (CERN P.J.A.S.); Chile: Agencia Nacional de Investigación y Desarrollo (FONDECYT 1190886, FONDECYT 1210400, FONDECYT 1230987); China: National Natural Science Foundation of China (NSFC - 12175119, NSFC 12275265); European Union: European Research Council (ERC - 948254, ERC 101089007), Horizon 2020 Framework Programme (MUCCA - CHIST-ERA-19-XAI-00), Italian Center for High Performance Computing, Big Data and Quantum Computing (ICSC, NextGenerationEU); France: Agence Nationale de la Recherche (ANR-20-CE31-0013, ANR-21-CE31-0022), Investissements d’Avenir Labex (ANR-11-LABX-0012); Germany: Baden-Württemberg Stiftung (BW Stiftung-Postdoc Eliteprogramme), Deutsche Forschungsgemeinschaft (DFG - 469666862, DFG - CR 312/5-2); Italy: Istituto

Nazionale di Fisica Nucleare (ICSC, NextGenerationEU); Japan: Japan Society for the Promotion of Science (JSPS KAKENHI 22H01227, JSPS KAKENHI 22KK0227, JSPS KAKENHI JP21H05085, JSPS KAKENHI JP22H04944); Netherlands: Netherlands Organisation for Scientific Research (NWO Veni 2020 - VI.Veni.202.179); Norway: Research Council of Norway (RCN-314472); Poland: Polish National Agency for Academic Exchange (PPN/PPO/2020/1/00002/U/00001), Polish National Science Centre (NCN 2021/42/E/ST2/00350, NCN OPUS nr 2022/47/B/ST2/03059, NCN UMO-2019/34/E/ST2/00393, UMO-2020/37/B/ST2/01043, UMO-2022/47/O/ST2/00148); Slovenia: Slovenian Research Agency (ARIS grant J1-3010); Spain: BBVA Foundation (LEO22-1-603), Generalitat Valenciana (Artemisa, FEDER, IDIFEDER/2018/048), Ministry of Science and Innovation (RYC2019-028510-I, RYC2020-030254-I), PROMETEO and GenT Programmes Generalitat Valenciana (CIDEAGENT/2019/023, CIDEAGENT/2019/027); Sweden: Swedish Research Council (VR 2022-03845), Knut and Alice Wallenberg Foundation (KAW 2022.0358); Switzerland: Swiss National Science Foundation (SNSF - PCEFP2_194658); United Kingdom: Leverhulme Trust (Leverhulme Trust RPG-2020-004); United States of America: Neubauer Family Foundation.

Appendix

A Differential cross-sections for the $t\bar{t}\gamma$ production process

The absolute and normalised cross-sections of the $t\bar{t}\gamma$ production as a function of photon p_T and $|\eta|$ and leading jet p_T are shown in Figure 20 (single-lepton channel) and Figure 21 (dilepton channel). They are compared with the MADGRAPH5_AMC@NLO simulation at NLO interfaced to PYTHIA 8 and HERWIG 7. The agreement between the data and both predictions is similar. Both simulations predict a harder photon p_T distribution, while they describe the shape of the photon $|\eta|$ and the p_T of a leading jet well.

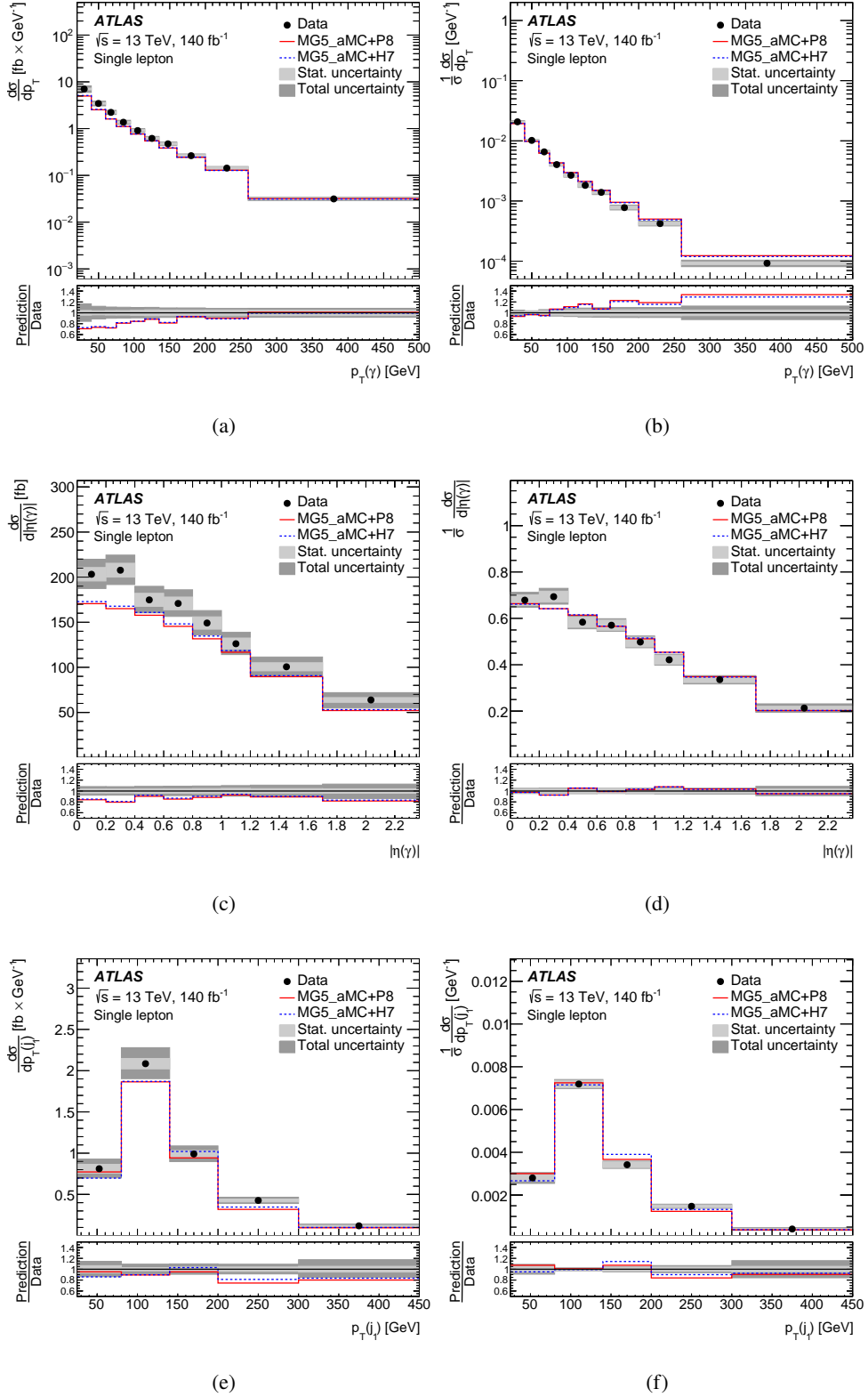


Figure 20: The (a, c, e) absolute and (b, d, f) normalised differential cross-section measured in the fiducial phase space in the single-lepton channel as a function of the (a, b) photon p_T , (c, d) photon $|\eta|$ and (e, f) p_T of the leading jet. Data are compared with the NLO `MADGRAPH5_AMC@NLO` simulation interfaced to `PYTHIA 8` and `HERWIG 7`. The lower panels show the ratios of the predictions to the data. The last bin of the distributions includes the overflow events.

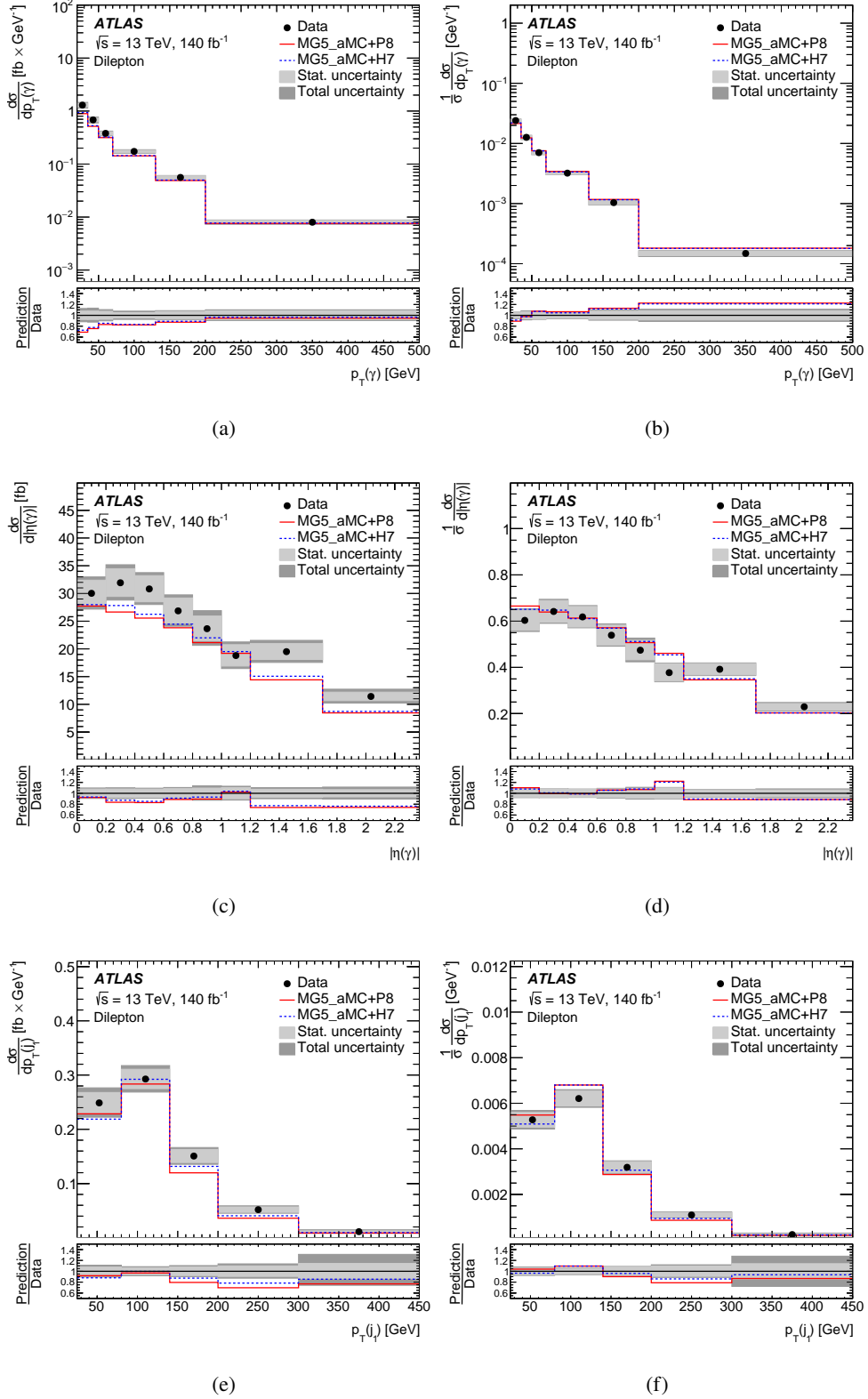


Figure 21: The (a, c, e) absolute and (b, d, f) normalised differential cross-section measured in the fiducial phase space in the dilepton channel as a function of the (a, b) photon p_T , (c, d) photon $|\eta|$ and (e, f) leading jet p_T . Data are compared with the NLO `MADGRAPH5_AMC@NLO` simulation interfaced to `PYTHIA 8` and `HERWIG 7`. The lower panels show the ratios of the predictions to the data. The last bin of the distributions includes the overflow events.

B Differential cross-sections for the combined $t\bar{t}\gamma$ production and decay process

The absolute and normalised cross-sections for the sum of the $t\bar{t}\gamma$ production and $t\bar{t}\gamma$ decay measured in the same phase space as the $t\bar{t}\gamma$ production process alone are shown as functions of photon p_T , photon $|\eta|$ and leading jet p_T in Figure 22 and as functions of $\Delta R(\gamma, b)_{\min}$, $\Delta R(\gamma, \ell)$ and $\Delta R(\ell, j)_{\min}$ in Figure 23 for the dilepton channel.

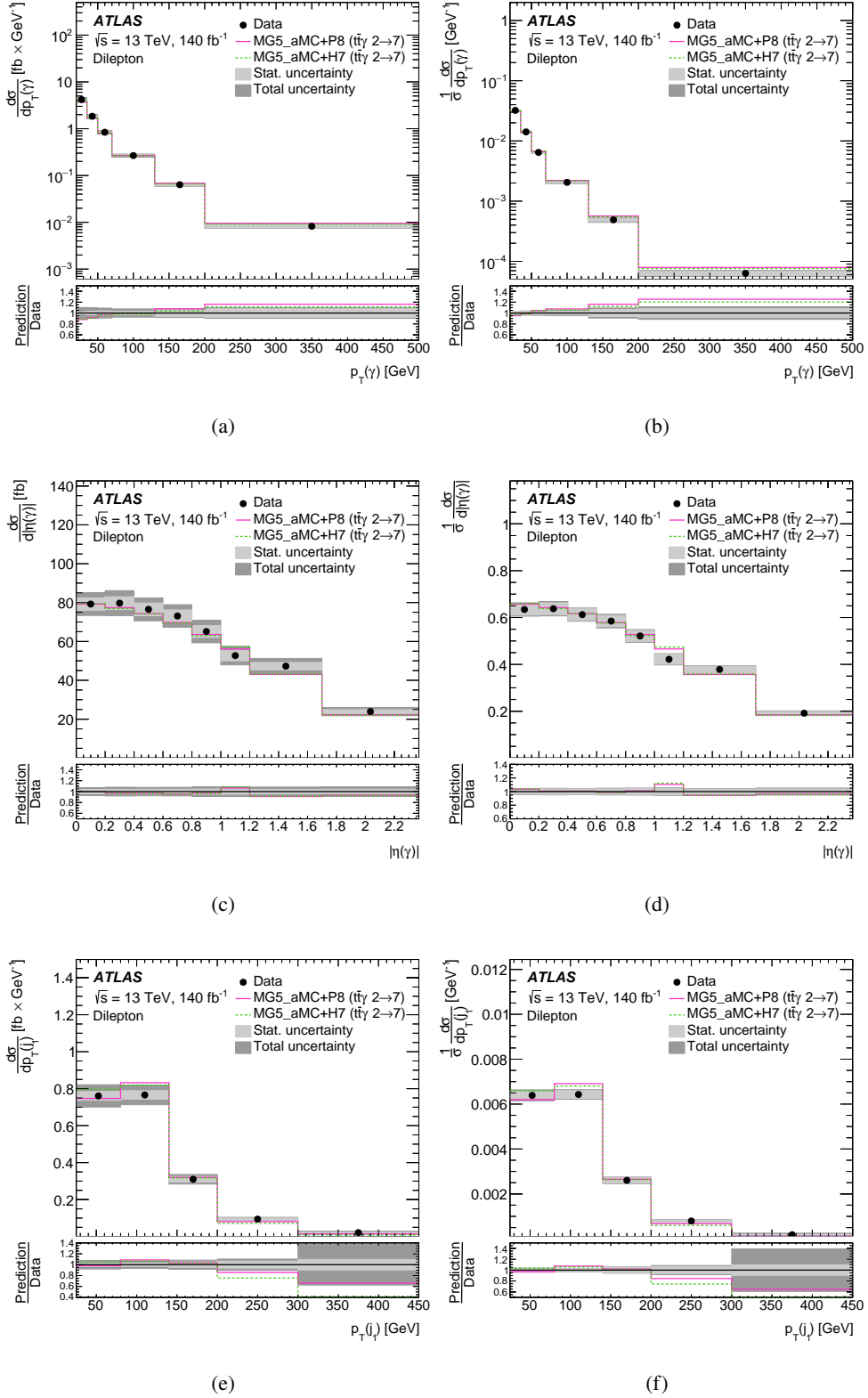


Figure 22: The (a, c, e) absolute and (b, d, f) normalised differential cross-sections of the total $t\bar{t}\gamma$ production and decay measured in the fiducial phase space in the dilepton channel as a function of the (a, b) photon p_T , (c, d) photon $|\eta|$ and (e, f) leading jet p_T . Data are compared with the $t\bar{t}\gamma$ MADGRAPH5_AMC@NLO simulation at LO ($t\bar{t}\gamma 2 \rightarrow 7$ process) interfaced to PYTHIA 8 and HERWIG 7. The lower panels show the ratios of the predictions to the data. The last bin of the distributions includes the overflow events.

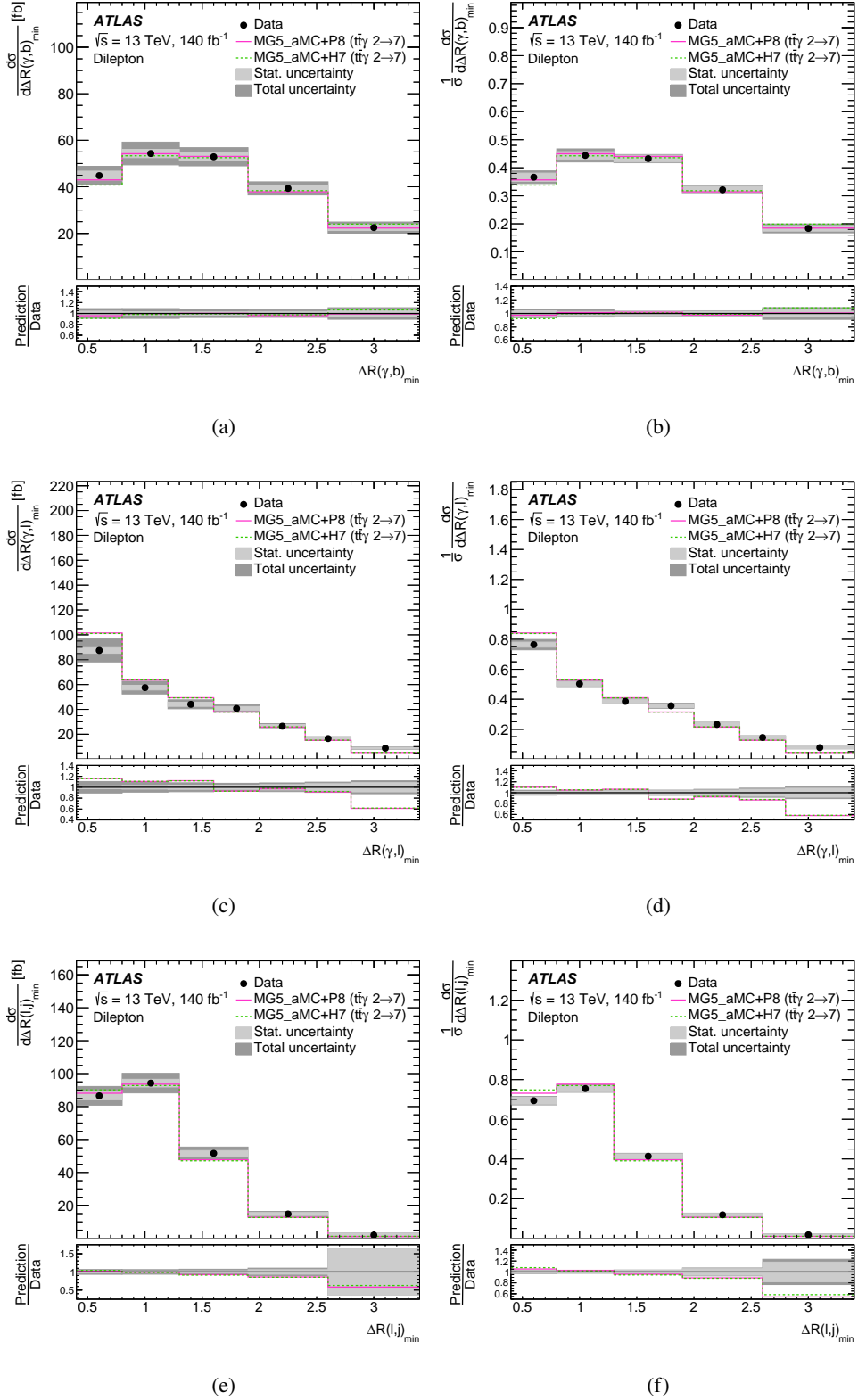


Figure 23: The (a, c, e) absolute and (b, d, f) normalised differential cross-sections of the total $t\bar{t}\gamma$ production and decay measured in the fiducial phase space in the dilepton channel as a function of (a, b) $\Delta R(\gamma, b)_{\min}$, (c, d) $\Delta R(\gamma, \ell)$ and (e, f) $\Delta R(\ell, j)_{\min}$. Data are compared with the $t\bar{t}\gamma$ MADGRAPH5_AMC@NLO simulation at LO ($t\bar{t}\gamma$ $2 \rightarrow 7$ process) interfaced to PYTHIA 8 and HERWIG 7. The lower panels show the ratios of the predictions to the data. The last bin of the distributions includes the overflow events.

References

- [1] U. Baur, A. Juste, L. H. Orr and D. Rainwater, *Probing electroweak top quark couplings at hadron colliders*, *Phys. Rev. D* **71** (2005) 054013, arXiv: [hep-ph/0412021](#) [[hep-ph](#)].
- [2] A. O. Bouzas and F. Larios, *Electromagnetic dipole moments of the top quark*, *Phys. Rev. D* **87** (2013) 074015, arXiv: [1212.6575](#) [[hep-ph](#)].
- [3] M. Schulze and Y. Soreq, *Pinning down electroweak dipole operators of the top quark*, *Eur. Phys. J. C* **76** (2016) 466, arXiv: [1603.08911](#) [[hep-ph](#)].
- [4] O. B. Bylund, F. Maltoni, I. Tsirikos, E. Vryonidou and C. Zhang, *Probing top quark neutral couplings in the Standard Model Effective Field Theory at NLO in QCD*, *JHEP* **05** (2016) 052, arXiv: [1601.08193](#) [[hep-ph](#)].
- [5] CDF Collaboration, *Evidence for $t\bar{t}\gamma$ production and measurement of $\sigma_{t\bar{t}\gamma}/\sigma_{t\bar{t}}$* , *Phys. Rev. D* **84** (2011) 031104, arXiv: [1106.3970](#) [[hep-ex](#)].
- [6] ATLAS Collaboration, *Observation of top-quark pair production in association with a photon and measurement of the $t\bar{t}\gamma$ production cross section in pp collisions at $\sqrt{s} = 7$ TeV using the ATLAS detector*, *Phys. Rev. D* **91** (2015) 072007, arXiv: [1502.00586](#) [[hep-ex](#)].
- [7] ATLAS Collaboration, *Measurement of the $t\bar{t}\gamma$ production cross section in proton–proton collisions at $\sqrt{s} = 8$ TeV with the ATLAS detector*, *JHEP* **11** (2017) 086, arXiv: [1706.03046](#) [[hep-ex](#)].
- [8] CMS Collaboration, *Measurement of the semileptonic $t\bar{t} + \gamma$ production cross section in pp collisions at $\sqrt{s} = 8$ TeV*, *JHEP* **10** (2017) 006, arXiv: [1706.08128](#) [[hep-ex](#)].
- [9] ATLAS Collaboration, *Measurements of inclusive and differential fiducial cross-sections of $t\bar{t}\gamma$ production in leptonic final states at $\sqrt{s} = 13$ TeV in ATLAS*, *Eur. Phys. J. C* **79** (2019) 382, arXiv: [1812.01697](#) [[hep-ex](#)].
- [10] ATLAS Collaboration, *Measurements of inclusive and differential cross-sections of combined $t\bar{t}\gamma$ and $tW\gamma$ production in the $e\mu$ channel at 13 TeV with the ATLAS detector*, *JHEP* **09** (2020) 049, arXiv: [2007.06946](#) [[hep-ex](#)].
- [11] CMS Collaboration, *Measurement of the inclusive and differential $t\bar{t}\gamma$ cross sections in the single-lepton channel and EFT interpretation at $\sqrt{s} = 13$ TeV*, *JHEP* **12** (2021) 180, arXiv: [2107.01508](#) [[hep-ex](#)].
- [12] CMS Collaboration, *Measurement of the inclusive and differential $t\bar{t}\gamma$ cross sections in the dilepton channel and effective field theory interpretation in proton–proton collisions at $\sqrt{s} = 13$ TeV*, *JHEP* **05** (2022) 091, arXiv: [2201.07301](#) [[hep-ex](#)].
- [13] ATLAS Collaboration, *Measurement of the charge asymmetry in top-quark pair production in association with a photon with the ATLAS experiment*, *Phys. Lett. B* **843** (2023) 137848, arXiv: [2212.10552](#) [[hep-ex](#)].
- [14] G. Bevilacqua, H. B. Hartanto, M. Kraus, T. Weber and M. Worek, *Hard Photons in Hadroproduction of Top Quarks with Realistic Final States*, *JHEP* **10** (2018) 158, arXiv: [1803.09916](#) [[hep-ph](#)].

- [15] G. Bevilacqua, H. B. Hartanto, M. Kraus, T. Weber and M. Worek, *Off-shell vs on-shell modelling of top quarks in photon associated production*, **JHEP** **03** (2020) 154, arXiv: [1912.09999 \[hep-ph\]](#).
- [16] ATLAS Collaboration, *Inclusive and differential cross-section measurements of $t\bar{t}Z$ production in pp collisions at $\sqrt{s} = 13$ TeV with the ATLAS detector, including EFT and spin-correlation interpretations*, (2023), arXiv: [2312.04450 \[hep-ex\]](#).
- [17] ATLAS Collaboration, *The ATLAS Experiment at the CERN Large Hadron Collider*, **JINST** **3** (2008) S08003.
- [18] ATLAS Collaboration, *ATLAS Insertable B-Layer: Technical Design Report*, ATLAS-TDR-19; CERN-LHCC-2010-013, 2010, URL: <https://cds.cern.ch/record/1291633>, Addendum: ATLAS-TDR-19-ADD-1; CERN-LHCC-2012-009, 2012, URL: <https://cds.cern.ch/record/1451888>.
- [19] B. Abbott et al., *Production and integration of the ATLAS Insertable B-Layer*, **JINST** **13** (2018) T05008, arXiv: [1803.00844 \[physics.ins-det\]](#).
- [20] G. Avoni et al., *The new LUCID-2 detector for luminosity measurement and monitoring in ATLAS*, **JINST** **13** (2018) P07017.
- [21] ATLAS Collaboration, *Performance of the ATLAS trigger system in 2015*, **Eur. Phys. J. C** **77** (2017) 317, arXiv: [1611.09661 \[hep-ex\]](#).
- [22] ATLAS Collaboration, *The ATLAS Collaboration Software and Firmware*, ATL-SOFT-PUB-2021-001, 2021, URL: <https://cds.cern.ch/record/2767187>.
- [23] ATLAS Collaboration, *The ATLAS Simulation Infrastructure*, **Eur. Phys. J. C** **70** (2010) 823, arXiv: [1005.4568 \[physics.ins-det\]](#).
- [24] S. Agostinelli et al., *GEANT4 – a simulation toolkit*, **Nucl. Instrum. Meth. A** **506** (2003) 250.
- [25] ATLAS Collaboration, *The simulation principle and performance of the ATLAS fast calorimeter simulation FastCaloSim*, ATL-PHYS-PUB-2010-013, 2010, URL: <https://cds.cern.ch/record/1300517>.
- [26] J. Alwall et al., *The automated computation of tree-level and next-to-leading order differential cross sections, and their matching to parton shower simulations*, **JHEP** **07** (2014) 079, arXiv: [1405.0301 \[hep-ph\]](#).
- [27] S. Frixione, E. Laenen, P. Motylinski and B. R. Webber, *Angular correlations of lepton pairs from vector boson and top quark decays in Monte Carlo simulations*, **JHEP** **04** (2007) 081, arXiv: [hep-ph/0702198](#).
- [28] P. Artoisenet, R. Frederix, O. Mattelaer and R. Rietkerk, *Automatic spin-entangled decays of heavy resonances in Monte Carlo simulations*, **JHEP** **03** (2013) 015, arXiv: [1212.3460 \[hep-ph\]](#).
- [29] NNPDF Collaboration, R. D. Ball et al., *Parton distributions for the LHC run II*, **JHEP** **04** (2015) 040, arXiv: [1410.8849 \[hep-ph\]](#).
- [30] S. Frixione, *Isolated photons in perturbative QCD*, **Phys. Lett. B** **429** (1998) 369, arXiv: [hep-ph/9801442](#).

- [31] J. Pumplin et al., *New Generation of Parton Distributions with Uncertainties from Global QCD Analysis*, *JHEP* **07** (2002) 012, arXiv: [hep-ph/0201195](#).
- [32] P. Nason, *A new method for combining NLO QCD with shower Monte Carlo algorithms*, *JHEP* **11** (2004) 040, arXiv: [hep-ph/0409146](#).
- [33] S. Frixione, G. Ridolfi and P. Nason, *A positive-weight next-to-leading-order Monte Carlo for heavy flavour hadroproduction*, *JHEP* **09** (2007) 126, arXiv: [0707.3088 \[hep-ph\]](#).
- [34] S. Frixione, P. Nason and C. Oleari, *Matching NLO QCD computations with parton shower simulations: the POWHEG method*, *JHEP* **11** (2007) 070, arXiv: [0709.2092 \[hep-ph\]](#).
- [35] S. Alioli, P. Nason, C. Oleari and E. Re, *A general framework for implementing NLO calculations in shower Monte Carlo programs: the POWHEG BOX*, *JHEP* **06** (2010) 043, arXiv: [1002.2581 \[hep-ph\]](#).
- [36] ATLAS Collaboration, *Studies on top-quark Monte Carlo modelling for Top2016*, ATL-PHYS-PUB-2016-020, 2016, URL: <https://cds.cern.ch/record/2216168>.
- [37] M. Czakon and A. Mitov, *Top++: A program for the calculation of the top-pair cross-section at hadron colliders*, *Comput. Phys. Commun.* **185** (2014) 2930, arXiv: [1112.5675 \[hep-ph\]](#).
- [38] N. Kidonakis, *Two-loop soft anomalous dimensions for single top quark associated production with a W^- or H^-* , *Phys. Rev. D* **82** (2010) 054018, arXiv: [1005.4451 \[hep-ph\]](#).
- [39] N. Kidonakis, *Next-to-next-to-leading-logarithm resummation for s-channel single top quark production*, *Phys. Rev. D* **81** (2010) 054028, arXiv: [1001.5034 \[hep-ph\]](#).
- [40] N. Kidonakis, *Next-to-next-to-leading-order collinear and soft gluon corrections for t-channel single top quark production*, *Phys. Rev. D* **83** (2011) 091503, arXiv: [1103.2792 \[hep-ph\]](#).
- [41] S. Frixione, E. Laenen, P. Motylinski, C. White and B. R. Webber, *Single-top hadroproduction in association with a W boson*, *JHEP* **07** (2008) 029, arXiv: [0805.3067 \[hep-ph\]](#).
- [42] E. Bothmann et al., *Event generation with Sherpa 2.2*, *SciPost Phys.* **7** (2019) 034, arXiv: [1905.09127 \[hep-ph\]](#).
- [43] S. Höche, F. Krauss, S. Schumann and F. Siegert, *QCD matrix elements and truncated showers*, *JHEP* **05** (2009) 053, arXiv: [0903.1219 \[hep-ph\]](#).
- [44] ATLAS Collaboration, *Measurement of W^\pm and Z-boson production cross sections in pp collisions at $\sqrt{s} = 13$ TeV with the ATLAS detector*, *Phys. Lett. B* **759** (2016) 601, arXiv: [1603.09222 \[hep-ex\]](#).
- [45] J. M. Campbell and R. K. Ellis, *Update on vector boson pair production at hadron colliders*, *Phys. Rev. D* **60** (1999) 113006, arXiv: [hep-ph/9905386](#).
- [46] I. Brivio, *SMEFTsim 3.0 — a practical guide*, *JHEP* **04** (2021) 073, arXiv: [2012.11343 \[hep-ph\]](#).
- [47] I. Brivio et al., *Electroweak input parameters*, (2021), arXiv: [2111.12515 \[hep-ph\]](#).

- [48] T. Sjöstrand, S. Mrenna and P. Skands, *A brief introduction to PYTHIA 8.1*, *Comput. Phys. Commun.* **178** (2008) 852, arXiv: [0710.3820](https://arxiv.org/abs/0710.3820) [[hep-ph](#)].
- [49] ATLAS Collaboration, *ATLAS Pythia 8 tunes to 7 TeV data*, ATL-PHYS-PUB-2014-021, 2014, URL: <https://cds.cern.ch/record/1966419>.
- [50] D. J. Lange, *The EvtGen particle decay simulation package*, *Nucl. Instrum. Meth. A* **462** (2001) 152.
- [51] S. Schumann and F. Krauss, *A parton shower algorithm based on Catani–Seymour dipole factorisation*, *JHEP* **03** (2008) 038, arXiv: [0709.1027](https://arxiv.org/abs/0709.1027) [[hep-ph](#)].
- [52] ATLAS Collaboration, *The Pythia 8 A3 tune description of ATLAS minimum bias and inelastic measurements incorporating the Donnachie–Landshoff diffractive model*, ATL-PHYS-PUB-2016-017, 2016, URL: <https://cds.cern.ch/record/2206965>.
- [53] ATLAS Collaboration, *ATLAS data quality operations and performance for 2015–2018 data-taking*, *JINST* **15** (2020) P04003, arXiv: [1911.04632](https://arxiv.org/abs/1911.04632) [[physics.ins-det](#)].
- [54] ATLAS Collaboration, *Luminosity determination in pp collisions at $\sqrt{s} = 13$ TeV using the ATLAS detector at the LHC*, *Eur. Phys. J. C* **83** (2023) 982, arXiv: [2212.09379](https://arxiv.org/abs/2212.09379) [[hep-ex](#)].
- [55] ATLAS Collaboration, *Performance of the ATLAS muon triggers in Run 2*, *JINST* **15** (2020) P09015, arXiv: [2004.13447](https://arxiv.org/abs/2004.13447) [[physics.ins-det](#)].
- [56] ATLAS Collaboration, *Performance of electron and photon triggers in ATLAS during LHC Run 2*, *Eur. Phys. J. C* **80** (2020) 47, arXiv: [1909.00761](https://arxiv.org/abs/1909.00761) [[hep-ex](#)].
- [57] ATLAS Collaboration, *Operation of the ATLAS trigger system in Run 2*, *JINST* **15** (2020) P10004, arXiv: [2007.12539](https://arxiv.org/abs/2007.12539) [[physics.ins-det](#)].
- [58] ATLAS Collaboration, *The ATLAS inner detector trigger performance in pp collisions at 13 TeV during LHC Run 2*, *Eur. Phys. J. C* **82** (2022) 206, arXiv: [2107.02485](https://arxiv.org/abs/2107.02485) [[hep-ex](#)].
- [59] ATLAS Collaboration, *Electron and photon performance measurements with the ATLAS detector using the 2015–2017 LHC proton–proton collision data*, *JINST* **14** (2019) P12006, arXiv: [1908.00005](https://arxiv.org/abs/1908.00005) [[hep-ex](#)].
- [60] ATLAS Collaboration, *Muon reconstruction and identification efficiency in ATLAS using the full Run 2 pp collision data set at $\sqrt{s} = 13$ TeV*, *Eur. Phys. J. C* **81** (2021) 578, arXiv: [2012.00578](https://arxiv.org/abs/2012.00578) [[hep-ex](#)].
- [61] ATLAS Collaboration, *Evidence for the associated production of the Higgs boson and a top quark pair with the ATLAS detector*, *Phys. Rev. D* **97** (2018) 072003, arXiv: [1712.08891](https://arxiv.org/abs/1712.08891) [[hep-ex](#)].
- [62] M. Cacciari, G. P. Salam and G. Soyez, *The anti- k_t jet clustering algorithm*, *JHEP* **04** (2008) 063, arXiv: [0802.1189](https://arxiv.org/abs/0802.1189) [[hep-ph](#)].
- [63] M. Cacciari, G. P. Salam and G. Soyez, *FastJet user manual*, *Eur. Phys. J. C* **72** (2012) 1896, arXiv: [1111.6097](https://arxiv.org/abs/1111.6097) [[hep-ph](#)].
- [64] ATLAS Collaboration, *Jet reconstruction and performance using particle flow with the ATLAS Detector*, *Eur. Phys. J. C* **77** (2017) 466, arXiv: [1703.10485](https://arxiv.org/abs/1703.10485) [[hep-ex](#)].

- [65] ATLAS Collaboration, *Jet energy scale and resolution measured in proton–proton collisions at $\sqrt{s} = 13$ TeV with the ATLAS detector*, *Eur. Phys. J. C* **81** (2021) 689, arXiv: [2007.02645 \[hep-ex\]](#).
- [66] ATLAS Collaboration, *Performance of pile-up mitigation techniques for jets in pp collisions at $\sqrt{s} = 8$ TeV using the ATLAS detector*, *Eur. Phys. J. C* **76** (2016) 581, arXiv: [1510.03823 \[hep-ex\]](#).
- [67] ATLAS Collaboration, *ATLAS flavour-tagging algorithms for the LHC Run 2 pp collision dataset*, *Eur. Phys. J. C* **83** (2023) 681, arXiv: [2211.16345 \[physics.data-an\]](#).
- [68] ATLAS Collaboration, *E_T^{miss} performance in the ATLAS detector using 2015–2016 LHC pp collisions*, ATLAS-CONF-2018-023, 2018, URL: <https://cds.cern.ch/record/2625233>.
- [69] ATLAS Collaboration, *Measurement of the photon identification efficiencies with the ATLAS detector using LHC Run 2 data collected in 2015 and 2016*, *Eur. Phys. J. C* **79** (2019) 205, arXiv: [1810.05087 \[hep-ex\]](#).
- [70] CDF Collaboration, *Measurement of $\sigma B(W \rightarrow e\nu)$ and $\sigma B(Z^0 \rightarrow e^+e^-)$ in $\bar{p}p$ collisions at $\sqrt{s} = 1800$ GeV*, *Phys. Rev. D* **44** (1991) 29.
- [71] ATLAS Collaboration, *Tools for estimating fake/non-prompt lepton backgrounds with the ATLAS detector at the LHC*, *JINST* **18** (2023) T11004, arXiv: [2211.16178 \[hep-ex\]](#).
- [72] ATLAS Collaboration, *Measurements of b-jet tagging efficiency with the ATLAS detector using $t\bar{t}$ events at $\sqrt{s} = 13$ TeV*, *JHEP* **08** (2018) 089, arXiv: [1805.01845 \[hep-ex\]](#).
- [73] ATLAS Collaboration, *Measurement of the c-jet mistagging efficiency in $t\bar{t}$ events using pp collision data at $\sqrt{s} = 13$ TeV collected with the ATLAS detector*, *Eur. Phys. J. C* **82** (2022) 95, arXiv: [2109.10627 \[hep-ex\]](#).
- [74] ATLAS Collaboration, *Calibration of the light-flavour jet mistagging efficiency of the b-tagging algorithms with Z+jets events using 139 fb^{-1} of ATLAS proton–proton collision data at $\sqrt{s} = 13$ TeV*, *Eur. Phys. J. C* **83** (2023) 728, arXiv: [2301.06319 \[hep-ex\]](#).
- [75] M. Bähr et al., *Herwig++ physics and manual*, *Eur. Phys. J. C* **58** (2008) 639, arXiv: [0803.0883 \[hep-ph\]](#).
- [76] J. Bellm et al., *Herwig 7.0/Herwig++ 3.0 release note*, *Eur. Phys. J. C* **76** (2016) 196, arXiv: [1512.01178 \[hep-ph\]](#).
- [77] ATLAS Collaboration, *Improvements in $t\bar{t}$ modelling using NLO+PS Monte Carlo generators for Run 2*, ATL-PHYS-PUB-2018-009, 2018, URL: <https://cds.cern.ch/record/2630327>.
- [78] J. Butterworth et al., *PDF4LHC recommendations for LHC Run II*, *J. Phys. G* **43** (2016) 023001, arXiv: [1510.03865 \[hep-ph\]](#).
- [79] F. Chollet et al., *Keras*, 2015, URL: <https://keras.io>.
- [80] M. Abadi et al., *TensorFlow: Large-Scale Machine Learning on Heterogeneous Systems*, 2015, URL: <https://www.tensorflow.org/>.

- [81] M. Cacciari, G. P. Salam and G. Soyez, *The catchment area of jets*, **JHEP** **04** (2008) 005, arXiv: [0802.1188](https://arxiv.org/abs/0802.1188) [[hep-ph](#)].
- [82] J. A. Aguilar Saavedra et al., *Interpreting top-quark LHC measurements in the standard-model effective field theory*, (2018), arXiv: [1802.07237](https://arxiv.org/abs/1802.07237) [[hep-ph](#)].
- [83] N. Castro, J. Erdmann, C. Grunwald, K. Kröniger and N.-A. Rosien, *EFTfitter: A tool for interpreting measurements in the context of effective field theories*, **Eur. Phys. J. C** **76** (2016) 432, arXiv: [1605.05585](https://arxiv.org/abs/1605.05585) [[hep-ex](#)].
- [84] ATLAS Collaboration, *ATLAS Computing Acknowledgements*, ATL-SOFT-PUB-2023-001, 2023, URL: <https://cds.cern.ch/record/2869272>.

The ATLAS Collaboration

G. Aad ¹⁰³, E. Aakvaag ¹⁶, B. Abbott ¹²¹, K. Abeling ⁵⁵, N.J. Abicht ⁴⁹, S.H. Abidi ²⁹, M. Aboeela ⁴⁴, A. Aboulhorma ^{35e}, H. Abramowicz ¹⁵², H. Abreu ¹⁵¹, Y. Abulaiti ¹¹⁸, B.S. Acharya ^{69a,69b,1}, A. Ackermann ^{63a}, C. Adam Bourdarios ⁴, L. Adamczyk ^{86a}, S.V. Addepalli ²⁶, M.J. Addison ¹⁰², J. Adelman ¹¹⁶, A. Adiguzel ^{21c}, T. Adye ¹³⁵, A.A. Affolder ¹³⁷, Y. Afik ³⁹, M.N. Agaras ¹³, J. Agarwala ^{73a,73b}, A. Aggarwal ¹⁰¹, C. Agheorghiesei ^{27c}, A. Ahmad ³⁶, F. Ahmadov ^{38,y}, W.S. Ahmed ¹⁰⁵, S. Ahuja ⁹⁶, X. Ai ^{62e}, G. Aielli ^{76a,76b}, A. Aikot ¹⁶⁴, M. Ait Tamlihat ^{35e}, B. Aitbenchikh ^{35a}, I. Aizenberg ¹⁷⁰, M. Akbiyik ¹⁰¹, T.P.A. Åkesson ⁹⁹, A.V. Akimov ³⁷, D. Akiyama ¹⁶⁹, N.N. Akolkar ²⁴, S. Aktas ^{21a}, K. Al Houry ⁴¹, G.L. Alberghi ^{23b}, J. Albert ¹⁶⁶, P. Albicocco ⁵³, G.L. Albouy ⁶⁰, S. Alderweireldt ⁵², Z.L. Alegria ¹²², M. Aleksa ³⁶, I.N. Aleksandrov ³⁸, C. Alexa ^{27b}, T. Alexopoulos ¹⁰, F. Alfonsi ^{23b}, M. Algren ⁵⁶, M. Alhroob ¹⁴², B. Ali ¹³³, H.M.J. Ali ⁹², S. Ali ¹⁴⁹, S.W. Alibocus ⁹³, M. Aliev ^{33c}, G. Alimonti ^{71a}, W. Alkakhri ⁵⁵, C. Allaire ⁶⁶, B.M.M. Allbrooke ¹⁴⁷, J.F. Allen ⁵², C.A. Allendes Flores ^{138f}, P.P. Allport ²⁰, A. Aloisio ^{72a,72b}, F. Alonso ⁹¹, C. Alpigiani ¹³⁹, M. Alvarez Estevez ¹⁰⁰, A. Alvarez Fernandez ¹⁰¹, M. Alves Cardoso ⁵⁶, M.G. Alviggi ^{72a,72b}, M. Aly ¹⁰², Y. Amaral Coutinho ^{83b}, A. Ambler ¹⁰⁵, C. Amelung ³⁶, M. Amerl ¹⁰², C.G. Ames ¹¹⁰, D. Amidei ¹⁰⁷, K.J. Amirie ¹⁵⁶, S.P. Amor Dos Santos ^{131a}, K.R. Amos ¹⁶⁴, S. An ⁸⁴, V. Ananiev ¹²⁶, C. Anastopoulos ¹⁴⁰, T. Andeen ¹¹, J.K. Anders ³⁶, S.Y. Andrean ^{47a,47b}, A. Andreazza ^{71a,71b}, S. Angelidakis ⁹, A. Angerami ^{41,aa}, A.V. Anisenkov ³⁷, A. Annovi ^{74a}, C. Antel ⁵⁶, M.T. Anthony ¹⁴⁰, E. Antipov ¹⁴⁶, M. Antonelli ⁵³, F. Anulli ^{75a}, M. Aoki ⁸⁴, T. Aoki ¹⁵⁴, J.A. Aparisi Pozo ¹⁶⁴, M.A. Aparo ¹⁴⁷, L. Aperio Bella ⁴⁸, C. Appelt ¹⁸, A. Apyan ²⁶, S.J. Arbiol Val ⁸⁷, C. Arcangeletti ⁵³, A.T.H. Arce ⁵¹, E. Arena ⁹³, J-F. Arguin ¹⁰⁹, S. Argyropoulos ⁵⁴, J.-H. Arling ⁴⁸, O. Arnaez ⁴, H. Arnold ¹¹⁵, G. Artoni ^{75a,75b}, H. Asada ¹¹², K. Asai ¹¹⁹, S. Asai ¹⁵⁴, N.A. Asbah ³⁶, K. Assamagan ²⁹, R. Astalos ^{28a}, K.S.V. Astrand ⁹⁹, S. Atashi ¹⁶⁰, R.J. Atkin ^{33a}, M. Atkinson ¹⁶³, H. Atmani ^{35f}, P.A. Atlasiddha ¹²⁹, K. Augsten ¹³³, S. Auricchio ^{72a,72b}, A.D. Auriol ²⁰, V.A. Austrup ¹⁰², G. Avolio ³⁶, K. Axiotis ⁵⁶, G. Azuelos ^{109,ae}, D. Babal ^{28b}, H. Bachacou ¹³⁶, K. Bachas ^{153,p}, A. Bachiu ³⁴, F. Backman ^{47a,47b}, A. Badea ³⁹, T.M. Baer ¹⁰⁷, P. Bagnaia ^{75a,75b}, M. Bahmani ¹⁸, D. Bahner ⁵⁴, K. Bai ¹²⁴, A.J. Bailey ¹⁶⁴, J.T. Baines ¹³⁵, L. Baines ⁹⁵, O.K. Baker ¹⁷³, E. Bakos ¹⁵, D. Bakshi Gupta ⁸, V. Balakrishnan ¹²¹, R. Balasubramanian ¹¹⁵, E.M. Baldin ³⁷, P. Balek ^{86a}, E. Ballabene ^{23b,23a}, F. Balli ¹³⁶, L.M. Baltes ^{63a}, W.K. Balunas ³², J. Balz ¹⁰¹, E. Banas ⁸⁷, M. Bandieramonte ¹³⁰, A. Bandyopadhyay ²⁴, S. Bansal ²⁴, L. Barak ¹⁵², M. Barakat ⁴⁸, E.L. Barberio ¹⁰⁶, D. Barberis ^{57b,57a}, M. Barbero ¹⁰³, M.Z. Barel ¹¹⁵, K.N. Barends ^{33a}, T. Barillari ¹¹¹, M-S. Barisits ³⁶, T. Barklow ¹⁴⁴, P. Baron ¹²³, D.A. Baron Moreno ¹⁰², A. Baroncelli ^{62a}, G. Barone ²⁹, A.J. Barr ¹²⁷, J.D. Barr ⁹⁷, F. Barreiro ¹⁰⁰, J. Barreiro Guimarães da Costa ^{14a}, U. Barron ¹⁵², M.G. Barros Teixeira ^{131a}, S. Barsov ³⁷, F. Bartels ^{63a}, R. Bartoldus ¹⁴⁴, A.E. Barton ⁹², P. Bartos ^{28a}, A. Basan ¹⁰¹, M. Baselga ⁴⁹, A. Bassalat ^{66,b}, M.J. Basso ^{157a}, R.L. Bates ⁵⁹, S. Batlamous ^{35e}, B. Batool ¹⁴², M. Battaglia ¹³⁷, D. Battulga ¹⁸, M. Bauce ^{75a,75b}, M. Bauer ³⁶, P. Bauer ²⁴, L.T. Bazzano Hurrell ³⁰, J.B. Beacham ⁵¹, T. Beau ¹²⁸, J.Y. Beaucamp ⁹¹, P.H. Beauchemin ¹⁵⁹, P. Bechtle ²⁴, H.P. Beck ^{19,o}, K. Becker ¹⁶⁸, A.J. Beddall ⁸², V.A. Bednyakov ³⁸, C.P. Bee ¹⁴⁶, L.J. Beemster ¹⁵, T.A. Beermann ³⁶, M. Begalli ^{83d}, M. Begel ²⁹, A. Behera ¹⁴⁶, J.K. Behr ⁴⁸, J.F. Beirer ³⁶, F. Beisiegel ²⁴, M. Belfkir ^{117b}, G. Bella ¹⁵², L. Bellagamba ^{23b}, A. Bellerive ³⁴, P. Bellos ²⁰, K. Beloborodov ³⁷, D. Bencheikroun ^{35a}, F. Bendebba ^{35a}, Y. Benhammou ¹⁵²,

K.C. Benkendorfer ⁶¹, L. Beresford ⁴⁸, M. Beretta ⁵³, E. Bergeaas Kuutmann ¹⁶², N. Berger ⁴,
 B. Bergmann ¹³³, J. Beringer ^{17a}, G. Bernardi ⁵, C. Bernius ¹⁴⁴, F.U. Bernlochner ²⁴,
 F. Bernon ^{36,103}, A. Berrocal Guardia ¹³, T. Berry ⁹⁶, P. Berta ¹³⁴, A. Berthold ⁵⁰, S. Bethke ¹¹¹,
 A. Betti ^{75a,75b}, A.J. Bevan ⁹⁵, N.K. Bhalla ⁵⁴, M. Bhamjee ^{33c}, S. Bhatta ¹⁴⁶,
 D.S. Bhattacharya ¹⁶⁷, P. Bhattarai ¹⁴⁴, K.D. Bhide ⁵⁴, V.S. Bhopatkar ¹²², R.M. Bianchi ¹³⁰,
 G. Bianco ^{23b,23a}, O. Biebel ¹¹⁰, R. Bielski ¹²⁴, M. Biglietti ^{77a}, C.S. Billingsley ⁴⁴, M. Bindi ⁵⁵,
 A. Bingul ^{21b}, C. Bini ^{75a,75b}, A. Biondini ⁹³, C.J. Birch-sykes ¹⁰², G.A. Bird ³², M. Birman ¹⁷⁰,
 M. Biros ¹³⁴, S. Biryukov ¹⁴⁷, T. Bisanz ⁴⁹, E. Bisceglie ^{43b,43a}, J.P. Biswal ¹³⁵, D. Biswas ¹⁴²,
 K. Bjørke ¹²⁶, I. Bloch ⁴⁸, A. Blue ⁵⁹, U. Blumenschein ⁹⁵, J. Blumenthal ¹⁰¹,
 V.S. Bobrovnikov ³⁷, M. Boehler ⁵⁴, B. Boehm ¹⁶⁷, D. Bogovac ³⁶, A.G. Bogdanchikov ³⁷,
 C. Bohm ^{47a}, V. Boisvert ⁹⁶, P. Bokan ³⁶, T. Bold ^{86a}, M. Bomben ⁵, M. Bona ⁹⁵,
 M. Boonekamp ¹³⁶, C.D. Booth ⁹⁶, A.G. Borbély ⁵⁹, I.S. Bordulev ³⁷, H.M. Borecka-Bielska ¹⁰⁹,
 G. Borissov ⁹², D. Bortoletto ¹²⁷, D. Boscherini ^{23b}, M. Bosman ¹³, J.D. Bossio Sola ³⁶,
 K. Bouaouda ^{35a}, N. Bouchhar ¹⁶⁴, J. Boudreau ¹³⁰, E.V. Bouhova-Thacker ⁹², D. Boumediene ⁴⁰,
 R. Bouquet ^{57b,57a}, A. Boveia ¹²⁰, J. Boyd ³⁶, D. Boye ²⁹, I.R. Boyko ³⁸, J. Bracinik ²⁰,
 N. Brahimy ⁴, G. Brandt ¹⁷², O. Brandt ³², F. Braren ⁴⁸, B. Brau ¹⁰⁴, J.E. Brau ¹²⁴,
 R. Brenner ¹⁷⁰, L. Brenner ¹¹⁵, R. Brenner ¹⁶², S. Bressler ¹⁷⁰, D. Britton ⁵⁹, D. Britzger ¹¹¹,
 I. Brock ²⁴, G. Brooijmans ⁴¹, E. Brost ²⁹, L.M. Brown ¹⁶⁶, L.E. Bruce ⁶¹, T.L. Bruckler ¹²⁷,
 P.A. Bruckman de Renstrom ⁸⁷, B. Brüers ⁴⁸, A. Bruni ^{23b}, G. Bruni ^{23b}, M. Bruschi ^{23b},
 N. Brusino ^{75a,75b}, T. Buanes ¹⁶, Q. Buat ¹³⁹, D. Buchin ¹¹¹, A.G. Buckley ⁵⁹, O. Bulekov ³⁷,
 B.A. Bullard ¹⁴⁴, S. Burdin ⁹³, C.D. Burgard ⁴⁹, A.M. Burger ³⁶, B. Burghgrave ⁸,
 O. Burlayenko ⁵⁴, J.T.P. Burr ³², C.D. Burton ¹¹, J.C. Burzynski ¹⁴³, E.L. Busch ⁴¹,
 V. Büscher ¹⁰¹, P.J. Bussey ⁵⁹, J.M. Butler ²⁵, C.M. Buttar ⁵⁹, J.M. Butterworth ⁹⁷,
 W. Buttinger ¹³⁵, C.J. Buxo Vazquez ¹⁰⁸, A.R. Buzykaev ³⁷, S. Cabrera Urbán ¹⁶⁴,
 L. Cadamuro ⁶⁶, D. Caforio ⁵⁸, H. Cai ¹³⁰, Y. Cai ^{14a,14e}, Y. Cai ^{14c}, V.M.M. Cairo ³⁶,
 O. Cakir ^{3a}, N. Calace ³⁶, P. Calafiura ^{17a}, G. Calderini ¹²⁸, P. Calfayan ⁶⁸, G. Callea ⁵⁹,
 L.P. Caloba ^{83b}, D. Calvet ⁴⁰, S. Calvet ⁴⁰, M. Calvetti ^{74a,74b}, R. Camacho Toro ¹²⁸,
 S. Camarda ³⁶, D. Camarero Munoz ²⁶, P. Camarri ^{76a,76b}, M.T. Camerlingo ^{72a,72b},
 D. Cameron ³⁶, C. Camincher ¹⁶⁶, M. Campanelli ⁹⁷, A. Camplani ⁴², V. Canale ^{72a,72b},
 A.C. Canbay ^{3a}, E. Canonero ⁹⁶, J. Cantero ¹⁶⁴, Y. Cao ¹⁶³, F. Capocasa ²⁶, M. Capua ^{43b,43a},
 A. Carbone ^{71a,71b}, R. Cardarelli ^{76a}, J.C.J. Cardenas ⁸, F. Cardillo ¹⁶⁴, G. Carducci ^{43b,43a},
 T. Carli ³⁶, G. Carlino ^{72a}, J.I. Carlotto ¹³, B.T. Carlson ^{130,q}, E.M. Carlson ^{166,157a},
 L. Carminati ^{71a,71b}, A. Carnelli ¹³⁶, M. Carnesale ^{75a,75b}, S. Caron ¹¹⁴, E. Carquin ^{138f},
 S. Carrá ^{71a}, G. Carratta ^{23b,23a}, A.M. Carroll ¹²⁴, T.M. Carter ⁵², M.P. Casado ^{13,i},
 M. Caspar ⁴⁸, F.L. Castillo ⁴, L. Castillo Garcia ¹³, V. Castillo Gimenez ¹⁶⁴, N.F. Castro ^{131a,131e},
 A. Catinaccio ³⁶, J.R. Catmore ¹²⁶, T. Cavaliere ⁴, V. Cavaliere ²⁹, N. Cavalli ^{23b,23a},
 Y.C. Cekmecelioglu ⁴⁸, E. Celebi ^{21a}, S. Cella ³⁶, F. Celli ¹²⁷, M.S. Centonze ^{70a,70b},
 V. Cepaitis ⁵⁶, K. Cerny ¹²³, A.S. Cerqueira ^{83a}, A. Cerri ¹⁴⁷, L. Cerrito ^{76a,76b}, F. Cerutti ^{17a},
 B. Cervato ¹⁴², A. Cervelli ^{23b}, G. Cesarini ⁵³, S.A. Cetin ⁸², D. Chakraborty ¹¹⁶, J. Chan ¹⁷¹,
 W.Y. Chan ¹⁵⁴, J.D. Chapman ³², E. Chapon ¹³⁶, B. Chargeishvili ^{150b}, D.G. Charlton ²⁰,
 M. Chatterjee ¹⁹, C. Chauhan ¹³⁴, Y. Che ^{14c}, S. Chekanov ⁶, S.V. Chekulaev ^{157a},
 G.A. Chelkov ^{38,a}, A. Chen ¹⁰⁷, B. Chen ¹⁵², B. Chen ¹⁶⁶, H. Chen ^{14c}, H. Chen ²⁹,
 J. Chen ^{62c}, J. Chen ¹⁴³, M. Chen ¹²⁷, S. Chen ¹⁵⁴, S.J. Chen ^{14c}, X. Chen ^{62c,136},
 X. Chen ^{14b,ad}, Y. Chen ^{62a}, C.L. Cheng ¹⁷¹, H.C. Cheng ^{64a}, S. Cheong ¹⁴⁴, A. Cheplakov ³⁸,
 E. Cheremushkina ⁴⁸, E. Cherepanova ¹¹⁵, R. Cherkaoui El Moursli ^{35e}, E. Cheu ⁷, K. Cheung ⁶⁵,
 L. Chevalier ¹³⁶, V. Chiarella ⁵³, G. Chiarelli ^{74a}, N. Chiedde ¹⁰³, G. Chiodini ^{70a},
 A.S. Chisholm ²⁰, A. Chitan ^{27b}, M. Chitishvili ¹⁶⁴, M.V. Chizhov ³⁸, K. Choi ¹¹, Y. Chou ¹³⁹,

E.Y.S. Chow [id114](#), K.L. Chu [id170](#), M.C. Chu [id64a](#), X. Chu [id14a,14e](#), J. Chudoba [id132](#),
 J.J. Chwastowski [id87](#), D. Cieri [id111](#), K.M. Ciesla [id86a](#), V. Cindro [id94](#), A. Ciocio [id17a](#), F. Ciroto [id72a,72b](#),
 Z.H. Citron [id170](#), M. Citterio [id71a](#), D.A. Ciubotaru [id27b](#), A. Clark [id56](#), P.J. Clark [id52](#), C. Clarry [id156](#),
 J.M. Clavijo Columbie [id48](#), S.E. Clawson [id48](#), C. Clement [id47a,47b](#), J. Clercx [id48](#), Y. Coadou [id103](#),
 M. Cobal [id69a,69c](#), A. Coccaro [id57b](#), R.F. Coelho Barrue [id131a](#), R. Coelho Lopes De Sa [id104](#),
 S. Coelli [id71a](#), B. Cole [id41](#), J. Collot [id60](#), P. Conde Muiño [id131a,131g](#), M.P. Connell [id33c](#),
 S.H. Connell [id33c](#), E.I. Conroy [id127](#), F. Conventi [id72a,af](#), H.G. Cooke [id20](#), A.M. Cooper-Sarkar [id127](#),
 A. Cordeiro Oudot Choi [id128](#), L.D. Corpe [id40](#), M. Corradi [id75a,75b](#), F. Corriveau [id105,w](#),
 A. Cortes-Gonzalez [id18](#), M.J. Costa [id164](#), F. Costanza [id4](#), D. Costanzo [id140](#), B.M. Cote [id120](#),
 G. Cowan [id96](#), K. Cranmer [id171](#), D. Cremonini [id23b,23a](#), S. Crépe-Renaudin [id60](#), F. Crescioli [id128](#),
 M. Cristinziani [id142](#), M. Cristoforetti [id78a,78b](#), V. Croft [id115](#), J.E. Crosby [id122](#), G. Crosetti [id43b,43a](#),
 A. Cueto [id100](#), H. Cui [id14a,14e](#), Z. Cui [id7](#), W.R. Cunningham [id59](#), F. Curcio [id164](#), J.R. Curran [id52](#),
 P. Czodrowski [id36](#), M.M. Czurylo [id36](#), M.J. Da Cunha Sargedas De Sousa [id57b,57a](#),
 J.V. Da Fonseca Pinto [id83b](#), C. Da Via [id102](#), W. Dabrowski [id86a](#), T. Dado [id49](#), S. Dahbi [id149](#),
 T. Dai [id107](#), D. Dal Santo [id19](#), C. Dallapiccola [id104](#), M. Dam [id42](#), G. D'amen [id29](#), V. D'Amico [id110](#),
 J. Damp [id101](#), J.R. Dandoy [id34](#), M. Danninger [id143](#), V. Dao [id36](#), G. Darbo [id57b](#), S.J. Das [id29,ag](#),
 F. Dattola [id48](#), S. D'Auria [id71a,71b](#), A. D'avanzo [id72a,72b](#), C. David [id33a](#), T. Davidek [id134](#),
 B. Davis-Purcell [id34](#), I. Dawson [id95](#), H.A. Day-hall [id133](#), K. De [id8](#), R. De Asmundis [id72a](#),
 N. De Biase [id48](#), S. De Castro [id23b,23a](#), N. De Groot [id114](#), P. de Jong [id115](#), H. De la Torre [id116](#),
 A. De Maria [id14c](#), A. De Salvo [id75a](#), U. De Sanctis [id76a,76b](#), F. De Santis [id70a,70b](#), A. De Santo [id147](#),
 J.B. De Vivie De Regie [id60](#), D.V. Dedovich [id38](#), J. Degens [id93](#), A.M. Deiana [id44](#), F. Del Corso [id23b,23a](#),
 J. Del Peso [id100](#), F. Del Rio [id63a](#), L. Delagrangé [id128](#), F. Deliot [id136](#), C.M. Delitzsch [id49](#),
 M. Della Pietra [id72a,72b](#), D. Della Volpe [id56](#), A. Dell'Acqua [id36](#), L. Dell'Asta [id71a,71b](#), M. Delmastro [id4](#),
 P.A. Delsart [id60](#), S. Demers [id173](#), M. Demichev [id38](#), S.P. Denisov [id37](#), L. D'Eramo [id40](#),
 D. Derendarz [id87](#), F. Derue [id128](#), P. Dervan [id93](#), K. Desch [id24](#), C. Deutsch [id24](#), F.A. Di Bello [id57b,57a](#),
 A. Di Ciaccio [id76a,76b](#), L. Di Ciaccio [id4](#), A. Di Domenico [id75a,75b](#), C. Di Donato [id72a,72b](#),
 A. Di Girolamo [id36](#), G. Di Gregorio [id36](#), A. Di Luca [id78a,78b](#), B. Di Micco [id77a,77b](#), R. Di Nardo [id77a,77b](#),
 M. Diamantopoulou [id34](#), F.A. Dias [id115](#), T. Dias Do Vale [id143](#), M.A. Diaz [id138a,138b](#),
 F.G. Diaz Capriles [id24](#), M. Didenko [id164](#), E.B. Diehl [id107](#), S. Díez Cornell [id48](#), C. Diez Pardo [id142](#),
 C. Dimitriadi [id162,24](#), A. Dimitrievska [id20](#), J. Dingfelder [id24](#), I-M. Dinu [id27b](#), S.J. Dittmeier [id63b](#),
 F. Dittus [id36](#), M. Divisek [id134](#), F. Djama [id103](#), T. Djobava [id150b](#), C. Doglioni [id102,99](#), A. Dohnalova [id28a](#),
 J. Dolejsi [id134](#), Z. Dolezal [id134](#), K.M. Dona [id39](#), M. Donadelli [id83c](#), B. Dong [id108](#), J. Donini [id40](#),
 A. D'Onofrio [id72a,72b](#), M. D'Onofrio [id93](#), J. Dopke [id135](#), A. Doria [id72a](#), N. Dos Santos Fernandes [id131a](#),
 P. Dougan [id102](#), M.T. Dova [id91](#), A.T. Doyle [id59](#), M.A. Draguet [id127](#), E. Dreyer [id170](#),
 I. Drivas-koulouris [id10](#), M. Drnevich [id118](#), M. Drozdova [id56](#), D. Du [id62a](#), T.A. du Pree [id115](#),
 F. Dubinin [id37](#), M. Dubovsky [id28a](#), E. Duchovni [id170](#), G. Duckeck [id110](#), O.A. Ducu [id27b](#), D. Duda [id52](#),
 A. Dudarev [id36](#), E.R. Duden [id26](#), M. D'uffizi [id102](#), L. Duflost [id66](#), M. Dührssen [id36](#), I. Duminica [id27g](#),
 A.E. Dumitriu [id27b](#), M. Dunford [id63a](#), S. Dungs [id49](#), K. Dunne [id47a,47b](#), A. Duperrin [id103](#),
 H. Duran Yildiz [id3a](#), M. Düren [id58](#), A. Durglishvili [id150b](#), B.L. Dwyer [id116](#), G.I. Dyckes [id17a](#),
 M. Dyndal [id86a](#), B.S. Dziedzic [id87](#), Z.O. Earnshaw [id147](#), G.H. Eberwein [id127](#), B. Eckerova [id28a](#),
 S. Eggebrecht [id55](#), E. Egidio Purcino De Souza [id128](#), L.F. Ehrke [id56](#), G. Eigen [id16](#), K. Einsweiler [id17a](#),
 T. Ekelof [id162](#), P.A. Ekman [id99](#), S. El Farkh [id35b](#), Y. El Ghazali [id35b](#), H. El Jarrari [id36](#),
 A. El Moussaouy [id109](#), V. Ellajosyula [id162](#), M. Ellert [id162](#), F. Ellinghaus [id172](#), N. Ellis [id36](#),
 J. Elmsheuser [id29](#), M. Elsayy [id117a](#), M. Elsing [id36](#), D. Emeljanov [id135](#), Y. Enari [id154](#), I. Ene [id17a](#),
 S. Epari [id13](#), P.A. Erland [id87](#), M. Errenst [id172](#), M. Escalier [id66](#), C. Escobar [id164](#), E. Etzion [id152](#),
 G. Evans [id131a](#), H. Evans [id68](#), L.S. Evans [id96](#), A. Ezhilov [id37](#), S. Ezzarqtouni [id35a](#), F. Fabbri [id23b,23a](#),
 L. Fabbri [id23b,23a](#), G. Facini [id97](#), V. Fadeyev [id137](#), R.M. Fakhruddinov [id37](#), D. Fakoudis [id101](#),

S. Falciano ^{75a}, L.F. Falda Ulhoa Coelho ³⁶, P.J. Falke ²⁴, F. Fallavollita ¹¹¹, J. Faltova ¹³⁴,
 C. Fan ¹⁶³, Y. Fan ^{14a}, Y. Fang ^{14a,14e}, M. Fanti ^{71a,71b}, M. Faraj ^{69a,69b}, Z. Farazpay ⁹⁸,
 A. Farbin ⁸, A. Farilla ^{77a}, T. Farooque ¹⁰⁸, S.M. Farrington ⁵², F. Fassi ^{35e}, D. Fassouliotis ⁹,
 M. Faucci Giannelli ^{76a,76b}, W.J. Fawcett ³², L. Fayard ⁶⁶, P. Federic ¹³⁴, P. Federicova ¹³²,
 O.L. Fedin ^{37,a}, M. Feickert ¹⁷¹, L. Feligioni ¹⁰³, D.E. Fellers ¹²⁴, C. Feng ^{62b}, M. Feng ^{14b},
 Z. Feng ¹¹⁵, M.J. Fenton ¹⁶⁰, L. Ferencz ⁴⁸, R.A.M. Ferguson ⁹², S.I. Fernandez Luengo ^{138f},
 P. Fernandez Martinez ¹³, M.J.V. Fernoux ¹⁰³, J. Ferrando ⁹², A. Ferrari ¹⁶², P. Ferrari ^{115,114},
 R. Ferrari ^{73a}, D. Ferrere ⁵⁶, C. Ferretti ¹⁰⁷, F. Fiedler ¹⁰¹, P. Fiedler ¹³³, A. Filipčič ⁹⁴,
 E.K. Filmer ¹, F. Filthaut ¹¹⁴, M.C.N. Fiolhais ^{131a,131c,c}, L. Fiorini ¹⁶⁴, W.C. Fisher ¹⁰⁸,
 T. Fitschen ¹⁰², P.M. Fitzhugh ¹³⁶, I. Fleck ¹⁴², P. Fleischmann ¹⁰⁷, T. Flick ¹⁷², M. Flores ^{33d,ab},
 L.R. Flores Castillo ^{64a}, L. Flores Sanz De Acedo ³⁶, F.M. Follega ^{78a,78b}, N. Fomin ¹⁶,
 J.H. Foo ¹⁵⁶, A. Formica ¹³⁶, A.C. Forti ¹⁰², E. Fortin ³⁶, A.W. Fortman ^{17a}, M.G. Foti ^{17a},
 L. Fountas ^{9j}, D. Fournier ⁶⁶, H. Fox ⁹², P. Francavilla ^{74a,74b}, S. Francescato ⁶¹,
 S. Franchellucci ⁵⁶, M. Franchini ^{23b,23a}, S. Franchino ^{63a}, D. Francis ³⁶, L. Franco ¹¹⁴,
 V. Franco Lima ³⁶, L. Franconi ⁴⁸, M. Franklin ⁶¹, G. Frattari ²⁶, W.S. Freund ^{83b}, Y.Y. Frid ¹⁵²,
 J. Friend ⁵⁹, N. Fritzsche ⁵⁰, A. Froch ⁵⁴, D. Froidevaux ³⁶, J.A. Frost ¹²⁷, Y. Fu ^{62a},
 S. Fuenzalida Garrido ^{138f}, M. Fujimoto ¹⁰³, K.Y. Fung ^{64a}, E. Furtado De Simas Filho ^{83e},
 M. Furukawa ¹⁵⁴, J. Fuster ¹⁶⁴, A. Gabrielli ^{23b,23a}, A. Gabrielli ¹⁵⁶, P. Gadow ³⁶,
 G. Gagliardi ^{57b,57a}, L.G. Gagnon ^{17a}, S. Galantzan ¹⁵², E.J. Gallas ¹²⁷, B.J. Gallop ¹³⁵,
 K.K. Gan ¹²⁰, S. Ganguly ¹⁵⁴, Y. Gao ⁵², F.M. Garay Walls ^{138a,138b}, B. Garcia ²⁹, C. García ¹⁶⁴,
 A. Garcia Alonso ¹¹⁵, A.G. Garcia Caffaro ¹⁷³, J.E. García Navarro ¹⁶⁴, M. Garcia-Sciveres ^{17a},
 G.L. Gardner ¹²⁹, R.W. Gardner ³⁹, N. Garelli ¹⁵⁹, D. Garg ⁸⁰, R.B. Garg ^{144,m}, J.M. Gargan ⁵²,
 C.A. Garner ¹⁵⁶, C.M. Garvey ^{33a}, P. Gaspar ^{83b}, V.K. Gassmann ¹⁵⁹, G. Gaudio ^{73a}, V. Gautam ¹³,
 P. Gauzzi ^{75a,75b}, I.L. Gavrilenko ³⁷, A. Gavrilyuk ³⁷, C. Gay ¹⁶⁵, G. Gaycken ⁴⁸, E.N. Gazis ¹⁰,
 A.A. Geanta ^{27b}, C.M. Gee ¹³⁷, A. Gekow ¹²⁰, C. Gemme ^{57b}, M.H. Genest ⁶⁰, A.D. Gentry ¹¹³,
 S. George ⁹⁶, W.F. George ²⁰, T. Geralis ⁴⁶, P. Gessinger-Befurt ³⁶, M.E. Geyik ¹⁷²,
 M. Ghani ¹⁶⁸, K. Ghorbanian ⁹⁵, A. Ghosal ¹⁴², A. Ghosh ¹⁶⁰, A. Ghosh ⁷, B. Giacobbe ^{23b},
 S. Giagu ^{75a,75b}, T. Giani ¹¹⁵, P. Giannetti ^{74a}, A. Giannini ^{62a}, S.M. Gibson ⁹⁶, M. Gignac ¹³⁷,
 D.T. Gil ^{86b}, A.K. Gilbert ^{86a}, B.J. Gilbert ⁴¹, D. Gillberg ³⁴, G. Gilles ¹¹⁵, L. Ginabat ¹²⁸,
 D.M. Gingrich ^{2,ae}, M.P. Giordani ^{69a,69c}, P.F. Giraud ¹³⁶, G. Giugliarelli ^{69a,69c}, D. Giugni ^{71a},
 F. Giuli ³⁶, I. Gkialas ^{9j}, L.K. Gladilin ³⁷, C. Glasman ¹⁰⁰, G.R. Gledhill ¹²⁴, G. Glemža ⁴⁸,
 M. Glisic ¹²⁴, I. Gnesi ^{43b,f}, Y. Go ²⁹, M. Goblirsch-Kolb ³⁶, B. Gocke ⁴⁹, D. Godin ¹⁰⁹,
 B. Gokturk ^{21a}, S. Goldfarb ¹⁰⁶, T. Golling ⁵⁶, M.G.D. Gololo ^{33g}, D. Golubkov ³⁷,
 J.P. Gombas ¹⁰⁸, A. Gomes ^{131a,131b}, G. Gomes Da Silva ¹⁴², A.J. Gomez Delegido ¹⁶⁴,
 R. Gonçalves ^{131a,131c}, L. Gonella ²⁰, A. Gongadze ^{150c}, F. Gonnella ²⁰, J.L. Gonski ¹⁴⁴,
 R.Y. González Andana ⁵², S. González de la Hoz ¹⁶⁴, R. Gonzalez Lopez ⁹³,
 C. Gonzalez Renteria ^{17a}, M.V. Gonzalez Rodrigues ⁴⁸, R. Gonzalez Suarez ¹⁶²,
 S. Gonzalez-Sevilla ⁵⁶, L. Goossens ³⁶, B. Gorini ³⁶, E. Gorini ^{70a,70b}, A. Gorišek ⁹⁴,
 T.C. Gosart ¹²⁹, A.T. Goshaw ⁵¹, M.I. Gostkin ³⁸, S. Goswami ¹²², C.A. Gottardo ³⁶,
 S.A. Gotz ¹¹⁰, M. Gouighri ^{35b}, V. Goumarre ⁴⁸, A.G. Goussiou ¹³⁹, N. Govender ^{33c},
 I. Grabowska-Bold ^{86a}, K. Graham ³⁴, E. Gramstad ¹²⁶, S. Grancagnolo ^{70a,70b}, C.M. Grant ^{1,136},
 P.M. Gravila ^{27f}, F.G. Gravili ^{70a,70b}, H.M. Gray ^{17a}, M. Greco ^{70a,70b}, C. Grefe ²⁴,
 I.M. Gregor ⁴⁸, K.T. Greif ¹⁶⁰, P. Grenier ¹⁴⁴, S.G. Grewe ¹¹¹, A.A. Grillo ¹³⁷, K. Grimm ³¹,
 S. Grinstein ^{13,s}, J.-F. Grivaz ⁶⁶, E. Gross ¹⁷⁰, J. Grosse-Knetter ⁵⁵, J.C. Grundy ¹²⁷,
 L. Guan ¹⁰⁷, C. Gubbels ¹⁶⁵, J.G.R. Guerrero Rojas ¹⁶⁴, G. Guerrieri ^{69a,69c}, F. Guescini ¹¹¹,
 R. Gugel ¹⁰¹, J.A.M. Guhit ¹⁰⁷, A. Guida ¹⁸, E. Guilloton ¹⁶⁸, S. Guindon ³⁶, F. Guo ^{14a,14e},
 J. Guo ^{62c}, L. Guo ⁴⁸, Y. Guo ¹⁰⁷, R. Gupta ⁴⁸, R. Gupta ¹³⁰, S. Gurbuz ²⁴, S.S. Gurdasani ⁵⁴,

G. Gustavino [ID36](#), M. Guth [ID56](#), P. Gutierrez [ID121](#), L.F. Gutierrez Zagazeta [ID129](#), M. Gutsche [ID50](#), C. Gutschow [ID97](#), C. Gwenlan [ID127](#), C.B. Gwilliam [ID93](#), E.S. Haaland [ID126](#), A. Haas [ID118](#), M. Habedank [ID48](#), C. Haber [ID17a](#), H.K. Hadavand [ID8](#), A. Hadeif [ID50](#), S. Hadzic [ID111](#), A.I. Hagan [ID92](#), J.J. Hahn [ID142](#), E.H. Haines [ID97](#), M. Haleem [ID167](#), J. Haley [ID122](#), J.J. Hall [ID140](#), G.D. Hallelwell [ID103](#), L. Halser [ID19](#), K. Hamano [ID166](#), M. Hamer [ID24](#), G.N. Hamity [ID52](#), E.J. Hampshire [ID96](#), J. Han [ID62b](#), K. Han [ID62a](#), L. Han [ID14c](#), L. Han [ID62a](#), S. Han [ID17a](#), Y.F. Han [ID156](#), K. Hanagaki [ID84](#), M. Hance [ID137](#), D.A. Hangal [ID41](#), H. Hanif [ID143](#), M.D. Hank [ID129](#), J.B. Hansen [ID42](#), P.H. Hansen [ID42](#), K. Hara [ID158](#), D. Harada [ID56](#), T. Harenberg [ID172](#), S. Harkusha [ID37](#), M.L. Harris [ID104](#), Y.T. Harris [ID127](#), J. Harrison [ID13](#), N.M. Harrison [ID120](#), P.F. Harrison [ID168](#), N.M. Hartman [ID111](#), N.M. Hartmann [ID110](#), Y. Hasegawa [ID141](#), S. Hassan [ID16](#), R. Hauser [ID108](#), C.M. Hawkes [ID20](#), R.J. Hawkins [ID36](#), Y. Hayashi [ID154](#), S. Hayashida [ID112](#), D. Hayden [ID108](#), C. Hayes [ID107](#), R.L. Hayes [ID115](#), C.P. Hays [ID127](#), J.M. Hays [ID95](#), H.S. Hayward [ID93](#), F. He [ID62a](#), M. He [ID14a,14e](#), Y. He [ID155](#), Y. He [ID48](#), Y. He [ID97](#), N.B. Heatley [ID95](#), V. Hedberg [ID99](#), A.L. Heggelund [ID126](#), N.D. Hehir [ID95,*](#), C. Heidegger [ID54](#), K.K. Heidegger [ID54](#), W.D. Heidorn [ID81](#), J. Heilman [ID34](#), S. Heim [ID48](#), T. Heim [ID17a](#), J.G. Heinlein [ID129](#), J.J. Heinrich [ID124](#), L. Heinrich [ID111,ac](#), J. Hejbal [ID132](#), A. Held [ID171](#), S. Hellesund [ID16](#), C.M. Helling [ID165](#), S. Hellman [ID47a,47b](#), R.C.W. Henderson [ID92](#), L. Henkelmann [ID32](#), A.M. Henriques Correia [ID36](#), H. Herde [ID99](#), Y. Hernández Jiménez [ID146](#), L.M. Herrmann [ID24](#), T. Herrmann [ID50](#), G. Herten [ID54](#), R. Hertenberger [ID110](#), L. Hervas [ID36](#), M.E. Hesping [ID101](#), N.P. Hessey [ID157a](#), E. Hill [ID156](#), S.J. Hillier [ID20](#), J.R. Hinds [ID108](#), F. Hinterkeuser [ID24](#), M. Hirose [ID125](#), S. Hirose [ID158](#), D. Hirschbuehl [ID172](#), T.G. Hitchings [ID102](#), B. Hiti [ID94](#), J. Hobbs [ID146](#), R. Hobincu [ID27e](#), N. Hod [ID170](#), M.C. Hodgkinson [ID140](#), B.H. Hodgkinson [ID127](#), A. Hoecker [ID36](#), D.D. Hofer [ID107](#), J. Hofer [ID48](#), T. Holm [ID24](#), M. Holzbock [ID111](#), L.B.A.H. Hommels [ID32](#), B.P. Honan [ID102](#), J. Hong [ID62c](#), T.M. Hong [ID130](#), B.H. Hooberman [ID163](#), W.H. Hopkins [ID6](#), Y. Horii [ID112](#), S. Hou [ID149](#), A.S. Howard [ID94](#), J. Howarth [ID59](#), J. Hoya [ID6](#), M. Hrabovsky [ID123](#), A. Hrynevich [ID48](#), T. Hryn'ova [ID4](#), P.J. Hsu [ID65](#), S.-C. Hsu [ID139](#), M. Hu [ID17a](#), Q. Hu [ID62a](#), S. Huang [ID64b](#), X. Huang [ID14a,14e](#), Y. Huang [ID140](#), Y. Huang [ID14a](#), Z. Huang [ID102](#), Z. Hubacek [ID133](#), M. Huebner [ID24](#), F. Huegging [ID24](#), T.B. Huffman [ID127](#), C.A. Hugli [ID48](#), M. Huhtinen [ID36](#), S.K. Huiberts [ID16](#), R. Hulsken [ID105](#), N. Huseynov [ID12](#), J. Huston [ID108](#), J. Huth [ID61](#), R. Hyneman [ID144](#), G. Iacobucci [ID56](#), G. Iakovidis [ID29](#), I. Ibragimov [ID142](#), L. Iconomidou-Fayard [ID66](#), J.P. Iddon [ID36](#), P. Iengo [ID72a,72b](#), R. Iguchi [ID154](#), T. Iizawa [ID127](#), Y. Ikegami [ID84](#), N. Ilic [ID156](#), H. Imam [ID35a](#), M. Ince Lezki [ID56](#), T. Ingebretsen Carlson [ID47a,47b](#), G. Introzzi [ID73a,73b](#), M. Iodice [ID77a](#), V. Ippolito [ID75a,75b](#), R.K. Irwin [ID93](#), M. Ishino [ID154](#), W. Islam [ID171](#), C. Issever [ID18,48](#), S. Istin [ID21a,ai](#), H. Ito [ID169](#), R. Iuppa [ID78a,78b](#), A. Ivina [ID170](#), J.M. Izen [ID45](#), V. Izzo [ID72a](#), P. Jacka [ID132,133](#), P. Jackson [ID1](#), B.P. Jaeger [ID143](#), C.S. Jagfeld [ID110](#), G. Jain [ID157a](#), P. Jain [ID54](#), K. Jakobs [ID54](#), T. Jakoubek [ID170](#), J. Jamieson [ID59](#), K.W. Janas [ID86a](#), M. Javurkova [ID104](#), L. Jeanty [ID124](#), J. Jejelava [ID150a,z](#), P. Jenni [ID54,g](#), C.E. Jessiman [ID34](#), C. Jia [ID62b](#), J. Jia [ID146](#), X. Jia [ID61](#), X. Jia [ID14a,14e](#), Z. Jia [ID14c](#), C. Jiang [ID52](#), S. Jiggins [ID48](#), J. Jimenez Pena [ID13](#), S. Jin [ID14c](#), A. Jinaru [ID27b](#), O. Jinnouchi [ID155](#), P. Johansson [ID140](#), K.A. Johns [ID7](#), J.W. Johnson [ID137](#), D.M. Jones [ID147](#), E. Jones [ID48](#), P. Jones [ID32](#), R.W.L. Jones [ID92](#), T.J. Jones [ID93](#), H.L. Joos [ID55,36](#), R. Joshi [ID120](#), J. Jovicevic [ID15](#), X. Ju [ID17a](#), J.J. Junggeburth [ID104](#), T. Junkermann [ID63a](#), A. Juste Rozas [ID13,s](#), M.K. Juzek [ID87](#), S. Kabana [ID138e](#), A. Kaczmarska [ID87](#), M. Kado [ID111](#), H. Kagan [ID120](#), M. Kagan [ID144](#), A. Kahn [ID41](#), A. Kahn [ID129](#), C. Kahra [ID101](#), T. Kaji [ID154](#), E. Kajomovitz [ID151](#), N. Kakati [ID170](#), I. Kalaitzidou [ID54](#), C.W. Kalderon [ID29](#), N.J. Kang [ID137](#), D. Kar [ID33g](#), K. Karava [ID127](#), M.J. Kareem [ID157b](#), E. Karentzos [ID54](#), I. Karkanias [ID153](#), O. Karkout [ID115](#), S.N. Karpov [ID38](#), Z.M. Karpova [ID38](#), V. Kartvelishvili [ID92](#), A.N. Karyukhin [ID37](#), E. Kasimi [ID153](#), J. Katzy [ID48](#), S. Kaur [ID34](#), K. Kawade [ID141](#), M.P. Kawale [ID121](#), C. Kawamoto [ID88](#), T. Kawamoto [ID62a](#), E.F. Kay [ID36](#), F.I. Kaya [ID159](#), S. Kazakos [ID108](#), V.F. Kazanin [ID37](#), Y. Ke [ID146](#), J.M. Keaveney [ID33a](#), R. Keeler [ID166](#), G.V. Kehris [ID61](#), J.S. Keller [ID34](#), A.S. Kelly [ID97](#), J.J. Kempster [ID147](#), P.D. Kennedy [ID101](#), O. Kepka [ID132](#), B.P. Kerridge [ID135](#), S. Kersten [ID172](#), B.P. Kerševan [ID94](#), L. Keszeghova [ID28a](#),

S. Ketabchi Haghighat [ID156](#), R.A. Khan [ID130](#), A. Khanov [ID122](#), A.G. Kharlamov [ID37](#), T. Kharlamova [ID37](#),
 E.E. Khoda [ID139](#), M. Kholodenko [ID37](#), T.J. Khoo [ID18](#), G. Khorauli [ID167](#), J. Khubua [ID150b](#),
 Y.A.R. Khwaira [ID66](#), B. Kibirige [ID33g](#), A. Kilgallon [ID124](#), D.W. Kim [ID47a,47b](#), Y.K. Kim [ID39](#),
 N. Kimura [ID97](#), M.K. Kingston [ID55](#), A. Kirchhoff [ID55](#), C. Kirfel [ID24](#), F. Kirfel [ID24](#), J. Kirk [ID135](#),
 A.E. Kiryunin [ID111](#), C. Kitsaki [ID10](#), O. Kivernyk [ID24](#), M. Klassen [ID159](#), C. Klein [ID34](#), L. Klein [ID167](#),
 M.H. Klein [ID44](#), S.B. Klein [ID56](#), U. Klein [ID93](#), P. Klimek [ID36](#), A. Klimentov [ID29](#), T. Klioutchnikova [ID36](#),
 P. Kluit [ID115](#), S. Kluth [ID111](#), E. Kneringer [ID79](#), T.M. Knight [ID156](#), A. Knue [ID49](#), R. Kobayashi [ID88](#),
 D. Kobylanskii [ID170](#), S.F. Koch [ID127](#), M. Kocian [ID144](#), P. Kodyš [ID134](#), D.M. Koeck [ID124](#),
 P.T. Koenig [ID24](#), T. Koffas [ID34](#), O. Kolay [ID50](#), I. Koletsou [ID4](#), T. Komarek [ID123](#), K. Köneke [ID54](#),
 A.X.Y. Kong [ID1](#), T. Kono [ID119](#), N. Konstantinidis [ID97](#), P. Kontaxakis [ID56](#), B. Konya [ID99](#),
 R. Kopeliansky [ID41](#), S. Koperny [ID86a](#), K. Korcyl [ID87](#), K. Kordas [ID153,e](#), A. Korn [ID97](#), S. Korn [ID55](#),
 I. Korolkov [ID13](#), N. Korotkova [ID37](#), B. Kortman [ID115](#), O. Kortner [ID111](#), S. Kortner [ID111](#),
 W.H. Kostecka [ID116](#), V.V. Kostyukhin [ID142](#), A. Kotsokechagia [ID136](#), A. Kotwal [ID51](#), A. Koulouris [ID36](#),
 A. Kourkoumeli-Charalampidi [ID73a,73b](#), C. Kourkoumelis [ID9](#), E. Kourlitis [ID111,ac](#), O. Kovanda [ID124](#),
 R. Kowalewski [ID166](#), W. Kozanecki [ID136](#), A.S. Kozhin [ID37](#), V.A. Kramarenko [ID37](#), G. Kramberger [ID94](#),
 P. Kramer [ID101](#), M.W. Krasny [ID128](#), A. Krasznahorkay [ID36](#), J.W. Kraus [ID172](#), J.A. Kremer [ID48](#),
 T. Kresse [ID50](#), J. Kretschmar [ID93](#), K. Kreul [ID18](#), P. Krieger [ID156](#), S. Krishnamurthy [ID104](#),
 M. Krivos [ID134](#), K. Krizka [ID20](#), K. Kroeninger [ID49](#), H. Kroha [ID111](#), J. Kroll [ID132](#), J. Kroll [ID129](#),
 K.S. Krowpman [ID108](#), U. Kruchonak [ID38](#), H. Krüger [ID24](#), N. Krumnack [ID81](#), M.C. Kruse [ID51](#),
 O. Kuchinskaia [ID37](#), S. Kuday [ID3a](#), S. Kuehn [ID36](#), R. Kuesters [ID54](#), T. Kuhl [ID48](#), V. Kukhtin [ID38](#),
 Y. Kulchitsky [ID37,a](#), S. Kuleshov [ID138d,138b](#), M. Kumar [ID33g](#), N. Kumari [ID48](#), P. Kumari [ID157b](#),
 A. Kupco [ID132](#), T. Kupfer [ID49](#), A. Kupich [ID37](#), O. Kuprash [ID54](#), H. Kurashige [ID85](#), L.L. Kurchaninov [ID157a](#),
 O. Kurdysh [ID66](#), Y.A. Kurochkin [ID37](#), A. Kurova [ID37](#), M. Kuze [ID155](#), A.K. Kvam [ID104](#), J. Kvita [ID123](#),
 T. Kwan [ID105](#), N.G. Kyriacou [ID107](#), L.A.O. Laatu [ID103](#), C. Lacasta [ID164](#), F. Lacava [ID75a,75b](#),
 H. Lacker [ID18](#), D. Lacour [ID128](#), N.N. Lad [ID97](#), E. Ladygin [ID38](#), A. Lafarge [ID40](#), B. Laforge [ID128](#),
 T. Lagouri [ID173](#), F.Z. Lahbabi [ID35a](#), S. Lai [ID55](#), I.K. Lakomic [ID86a](#), N. Lalloue [ID60](#), J.E. Lambert [ID166](#),
 S. Lammers [ID68](#), W. Lampl [ID7](#), C. Lampoudis [ID153,e](#), G. Lamprinoudis [ID101](#), A.N. Lancaster [ID116](#),
 E. Lançon [ID29](#), U. Landgraf [ID54](#), M.P.J. Landon [ID95](#), V.S. Lang [ID54](#), O.K.B. Langrekken [ID126](#),
 A.J. Lankford [ID160](#), F. Lanni [ID36](#), K. Lantzsch [ID24](#), A. Lanza [ID73a](#), A. Lapertosa [ID57b,57a](#),
 J.F. Laporte [ID136](#), T. Lari [ID71a](#), F. Lasagni Manghi [ID23b](#), M. Lassnig [ID36](#), V. Latonova [ID132](#),
 A. Laudrain [ID101](#), A. Laurier [ID151](#), S.D. Lawlor [ID140](#), Z. Lawrence [ID102](#), R. Lazaridou [ID168](#),
 M. Lazzaroni [ID71a,71b](#), B. Le [ID102](#), E.M. Le Boulicaut [ID51](#), L.T. Le Pottier [ID17a](#), B. Leban [ID23b,23a](#),
 A. Lebedev [ID81](#), M. LeBlanc [ID102](#), F. Ledroit-Guillon [ID60](#), A.C.A. Lee [ID97](#), S.C. Lee [ID149](#), S. Lee [ID47a,47b](#),
 T.F. Lee [ID93](#), L.L. Leeuw [ID33c](#), H.P. Lefebvre [ID96](#), M. Lefebvre [ID166](#), C. Leggett [ID17a](#),
 G. Lehmann Miotto [ID36](#), M. Leigh [ID56](#), W.A. Leight [ID104](#), W. Leinonen [ID114](#), A. Leisos [ID153,r](#),
 M.A.L. Leite [ID83c](#), C.E. Leitgeb [ID18](#), R. Leitner [ID134](#), K.J.C. Leney [ID44](#), T. Lenz [ID24](#), S. Leone [ID74a](#),
 C. Leonidopoulos [ID52](#), A. Leopold [ID145](#), C. Leroy [ID109](#), R. Les [ID108](#), C.G. Lester [ID32](#),
 M. Levchenko [ID37](#), J. Levêque [ID4](#), L.J. Levinson [ID170](#), G. Levrini [ID23b,23a](#), M.P. Lewicki [ID87](#),
 C. Lewis [ID139](#), D.J. Lewis [ID4](#), A. Li [ID5](#), B. Li [ID62b](#), C. Li [ID62a](#), C-Q. Li [ID111](#), H. Li [ID62a](#), H. Li [ID62b](#),
 H. Li [ID14c](#), H. Li [ID14b](#), H. Li [ID62b](#), J. Li [ID62c](#), K. Li [ID139](#), L. Li [ID62c](#), M. Li [ID14a,14e](#), Q.Y. Li [ID62a](#),
 S. Li [ID14a,14e](#), S. Li [ID62d,62c,d](#), T. Li [ID5](#), X. Li [ID105](#), Z. Li [ID127](#), Z. Li [ID105](#), Z. Li [ID14a,14e](#), S. Liang [ID14a,14e](#),
 Z. Liang [ID14a](#), M. Liberatore [ID136](#), B. Liberti [ID76a](#), K. Lie [ID64c](#), J. Lieber Marin [ID83e](#), H. Lien [ID68](#),
 K. Lin [ID108](#), R.E. Lindley [ID7](#), J.H. Lindon [ID2](#), E. Lipeles [ID129](#), A. Lipniacka [ID16](#), A. Lister [ID165](#),
 J.D. Little [ID4](#), B. Liu [ID14a](#), B.X. Liu [ID143](#), D. Liu [ID62d,62c](#), E.H.L. Liu [ID20](#), J.B. Liu [ID62a](#), J.K.K. Liu [ID32](#),
 K. Liu [ID62d](#), K. Liu [ID62d,62c](#), M. Liu [ID62a](#), M.Y. Liu [ID62a](#), P. Liu [ID14a](#), Q. Liu [ID62d,139,62c](#), X. Liu [ID62a](#),
 X. Liu [ID62b](#), Y. Liu [ID14d,14e](#), Y.L. Liu [ID62b](#), Y.W. Liu [ID62a](#), J. Llorente Merino [ID143](#), S.L. Lloyd [ID95](#),
 E.M. Lobodzinska [ID48](#), P. Loch [ID7](#), T. Lohse [ID18](#), K. Lohwasser [ID140](#), E. Loiacono [ID48](#),



























































































































































M. Lokajicek [id](#)^{132,*}, J.D. Lomas [id](#)²⁰, J.D. Long [id](#)¹⁶³, I. Longarini [id](#)¹⁶⁰, L. Longo [id](#)^{70a,70b},
R. Longo [id](#)¹⁶³, I. Lopez Paz [id](#)⁶⁷, A. Lopez Solis [id](#)⁴⁸, N. Lorenzo Martinez [id](#)⁴, A.M. Lory [id](#)¹¹⁰,
G. Löschcke Centeno [id](#)¹⁴⁷, O. Loseva [id](#)³⁷, X. Lou [id](#)^{47a,47b}, X. Lou [id](#)^{14a,14e}, A. Lounis [id](#)⁶⁶,
P.A. Love [id](#)⁹², G. Lu [id](#)^{14a,14e}, M. Lu [id](#)⁶⁶, S. Lu [id](#)¹²⁹, Y.J. Lu [id](#)⁶⁵, H.J. Lubatti [id](#)¹³⁹, C. Luci [id](#)^{75a,75b},
F.L. Lucio Alves [id](#)^{14c}, F. Luehring [id](#)⁶⁸, I. Luise [id](#)¹⁴⁶, O. Lukianchuk [id](#)⁶⁶, O. Lundberg [id](#)¹⁴⁵,
B. Lund-Jensen [id](#)¹⁴⁵, N.A. Luongo [id](#)⁶, M.S. Lutz [id](#)³⁶, A.B. Lux [id](#)²⁵, D. Lynn [id](#)²⁹, R. Lysak [id](#)¹³²,
E. Lytken [id](#)⁹⁹, V. Lyubushkin [id](#)³⁸, T. Lyubushkina [id](#)³⁸, M.M. Lyukova [id](#)¹⁴⁶, M.Firdaus M. Soberi [id](#)⁵²,
H. Ma [id](#)²⁹, K. Ma [id](#)^{62a}, L.L. Ma [id](#)^{62b}, W. Ma [id](#)^{62a}, Y. Ma [id](#)¹²², D.M. Mac Donell [id](#)¹⁶⁶,
G. Maccarrone [id](#)⁵³, J.C. MacDonald [id](#)¹⁰¹, P.C. Machado De Abreu Farias [id](#)^{83e}, R. Madar [id](#)⁴⁰,
T. Madula [id](#)⁹⁷, J. Maeda [id](#)⁸⁵, T. Maeno [id](#)²⁹, H. Maguire [id](#)¹⁴⁰, V. Maiboroda [id](#)¹³⁶,
A. Maio [id](#)^{131a,131b,131d}, K. Maj [id](#)^{86a}, O. Majersky [id](#)⁴⁸, S. Majewski [id](#)¹²⁴, N. Makovec [id](#)⁶⁶,
V. Maksimovic [id](#)¹⁵, B. Malaescu [id](#)¹²⁸, Pa. Malecki [id](#)⁸⁷, V.P. Maleev [id](#)³⁷, F. Malek [id](#)^{60,n}, M. Mali [id](#)⁹⁴,
D. Malito [id](#)⁹⁶, U. Mallik [id](#)⁸⁰, S. Maltezos [id](#)¹⁰, S. Malyukov [id](#)³⁸, J. Mamuzic [id](#)¹³, G. Mancini [id](#)⁵³,
M.N. Mancini [id](#)²⁶, G. Manco [id](#)^{73a,73b}, J.P. Mandalia [id](#)⁹⁵, I. Mandić [id](#)⁹⁴,
L. Manhaes de Andrade Filho [id](#)^{83a}, I.M. Maniatis [id](#)¹⁷⁰, J. Manjarres Ramos [id](#)⁹⁰, D.C. Mankad [id](#)¹⁷⁰,
A. Mann [id](#)¹¹⁰, S. Manzoni [id](#)³⁶, L. Mao [id](#)^{62c}, X. Mapekula [id](#)^{33c}, A. Marantis [id](#)^{153,r}, G. Marchiori [id](#)⁵,
M. Marcisovsky [id](#)¹³², C. Marcon [id](#)^{71a}, M. Marinescu [id](#)²⁰, S. Marium [id](#)⁴⁸, M. Marjanovic [id](#)¹²¹,
M. Markovitch [id](#)⁶⁶, E.J. Marshall [id](#)⁹², Z. Marshall [id](#)^{17a}, S. Marti-Garcia [id](#)¹⁶⁴, T.A. Martin [id](#)¹⁶⁸,
V.J. Martin [id](#)⁵², B. Martin dit Latour [id](#)¹⁶, L. Martinelli [id](#)^{75a,75b}, M. Martinez [id](#)^{13,s},
P. Martinez Agullo [id](#)¹⁶⁴, V.I. Martinez Outschoorn [id](#)¹⁰⁴, P. Martinez Suarez [id](#)¹³, S. Martin-Haugh [id](#)¹³⁵,
G. Martinovicova [id](#)¹³⁴, V.S. Martoiu [id](#)^{27b}, A.C. Martyniuk [id](#)⁹⁷, A. Marzin [id](#)³⁶, D. Mascione [id](#)^{78a,78b},
L. Masetti [id](#)¹⁰¹, T. Mashimo [id](#)¹⁵⁴, J. Masik [id](#)¹⁰², A.L. Maslennikov [id](#)³⁷, P. Massarotti [id](#)^{72a,72b},
P. Mastrandrea [id](#)^{74a,74b}, A. Mastroberardino [id](#)^{43b,43a}, T. Masubuchi [id](#)¹⁵⁴, T. Mathisen [id](#)¹⁶²,
J. Matousek [id](#)¹³⁴, N. Matsuzawa [id](#)¹⁵⁴, J. Maurer [id](#)^{27b}, A.J. Maury [id](#)⁶⁶, B. Maček [id](#)⁹⁴, D.A. Maximov [id](#)³⁷,
A.E. May [id](#)¹⁰², R. Mazini [id](#)¹⁴⁹, I. Maznas [id](#)¹¹⁶, M. Mazza [id](#)¹⁰⁸, S.M. Mazza [id](#)¹³⁷, E. Mazzeo [id](#)^{71a,71b},
C. Mc Ginn [id](#)²⁹, J.P. Mc Gowan [id](#)¹⁶⁶, S.P. Mc Kee [id](#)¹⁰⁷, C.C. McCracken [id](#)¹⁶⁵, E.F. McDonald [id](#)¹⁰⁶,
A.E. McDougall [id](#)¹¹⁵, J.A. Mcfayden [id](#)¹⁴⁷, R.P. McGovern [id](#)¹²⁹, G. Mchedlidze [id](#)^{150b},
R.P. Mckenzie [id](#)^{33g}, T.C. Mclachlan [id](#)⁴⁸, D.J. Mclaughlin [id](#)⁹⁷, S.J. McMahan [id](#)¹³⁵,
C.M. Mcpartland [id](#)⁹³, R.A. McPherson [id](#)^{166,w}, S. Mehlhase [id](#)¹¹⁰, A. Mehta [id](#)⁹³, D. Melini [id](#)¹⁶⁴,
B.R. Mellado Garcia [id](#)^{33g}, A.H. Melo [id](#)⁵⁵, F. Meloni [id](#)⁴⁸, A.M. Mendes Jacques Da Costa [id](#)¹⁰²,
H.Y. Meng [id](#)¹⁵⁶, L. Meng [id](#)⁹², S. Menke [id](#)¹¹¹, M. Mentink [id](#)³⁶, E. Meoni [id](#)^{43b,43a}, G. Mercado [id](#)¹¹⁶,
C. Merlassino [id](#)^{69a,69c}, L. Merola [id](#)^{72a,72b}, C. Meroni [id](#)^{71a,71b}, J. Metcalfe [id](#)⁶, A.S. Mete [id](#)⁶,
C. Meyer [id](#)⁶⁸, J-P. Meyer [id](#)¹³⁶, R.P. Middleton [id](#)¹³⁵, L. Mijović [id](#)⁵², G. Mikenberg [id](#)¹⁷⁰,
M. Mikestikova [id](#)¹³², M. Mikuž [id](#)⁹⁴, H. Mildner [id](#)¹⁰¹, A. Milic [id](#)³⁶, D.W. Miller [id](#)³⁹, E.H. Miller [id](#)¹⁴⁴,
L.S. Miller [id](#)³⁴, A. Milov [id](#)¹⁷⁰, D.A. Milstead [id](#)^{47a,47b}, T. Min [id](#)^{14c}, A.A. Minaenko [id](#)³⁷,
I.A. Minashvili [id](#)^{150b}, L. Mince [id](#)⁵⁹, A.I. Mincer [id](#)¹¹⁸, B. Mindur [id](#)^{86a}, M. Mineev [id](#)³⁸, Y. Mino [id](#)⁸⁸,
L.M. Mir [id](#)¹³, M. Miralles Lopez [id](#)⁵⁹, M. Mironova [id](#)^{17a}, A. Mishima [id](#)¹⁵⁴, M.C. Missio [id](#)¹¹⁴,
A. Mitra [id](#)¹⁶⁸, V.A. Mitsou [id](#)¹⁶⁴, Y. Mitsumori [id](#)¹¹², O. Miu [id](#)¹⁵⁶, P.S. Miyagawa [id](#)⁹⁵,
T. Mkrtchyan [id](#)^{63a}, M. Mlinarevic [id](#)⁹⁷, T. Mlinarevic [id](#)⁹⁷, M. Mlynarikova [id](#)³⁶, S. Mobius [id](#)¹⁹,
P. Mogg [id](#)¹¹⁰, M.H. Mohamed Farook [id](#)¹¹³, A.F. Mohammed [id](#)^{14a,14e}, S. Mohapatra [id](#)⁴¹,
G. Mokgatitswane [id](#)^{33g}, L. Moleri [id](#)¹⁷⁰, B. Mondal [id](#)¹⁴², S. Mondal [id](#)¹³³, K. Mönig [id](#)⁴⁸,
E. Monnier [id](#)¹⁰³, L. Monsonis Romero [id](#)¹⁶⁴, J. Montejo Berlingen [id](#)¹³, M. Montella [id](#)¹²⁰,
F. Montekali [id](#)^{77a,77b}, F. Monticelli [id](#)⁹¹, S. Monzani [id](#)^{69a,69c}, N. Morange [id](#)⁶⁶,
A.L. Moreira De Carvalho [id](#)⁴⁸, M. Moreno Llácer [id](#)¹⁶⁴, C. Moreno Martinez [id](#)⁵⁶, P. Morettini [id](#)^{57b},
S. Morgenstern [id](#)³⁶, M. Morii [id](#)⁶¹, M. Morinaga [id](#)¹⁵⁴, F. Morodei [id](#)^{75a,75b}, L. Morvaj [id](#)³⁶,
P. Moschovakos [id](#)³⁶, B. Moser [id](#)³⁶, M. Mosidze [id](#)^{150b}, T. Moskalets [id](#)⁵⁴, P. Moskvitina [id](#)¹¹⁴,
J. Moss [id](#)^{31,k}, A. Moussa [id](#)^{35d}, E.J.W. Moyse [id](#)¹⁰⁴, O. Mtintsilana [id](#)^{33g}, S. Muanza [id](#)¹⁰³,

J. Mueller ¹³⁰, D. Muenstermann ⁹², R. Müller ¹⁹, G.A. Mullier ¹⁶², A.J. Mullin³², J.J. Mullin¹²⁹, D.P. Mungo ¹⁵⁶, D. Munoz Perez ¹⁶⁴, F.J. Munoz Sanchez ¹⁰², M. Murin ¹⁰², W.J. Murray ^{168,135}, M. Muškinja ⁹⁴, C. Mwewa ²⁹, A.G. Myagkov ^{37,a}, A.J. Myers ⁸, G. Myers ¹⁰⁷, M. Myska ¹³³, B.P. Nachman ^{17a}, O. Nackenhorst ⁴⁹, K. Nagai ¹²⁷, K. Nagano ⁸⁴, J.L. Nagle ^{29,ag}, E. Nagy ¹⁰³, A.M. Nairz ³⁶, Y. Nakahama ⁸⁴, K. Nakamura ⁸⁴, K. Nakkalil ⁵, H. Nanjo ¹²⁵, R. Narayan ⁴⁴, E.A. Narayanan ¹¹³, I. Naryshkin ³⁷, M. Naseri ³⁴, S. Nasri ^{117b}, C. Nass ²⁴, G. Navarro ^{22a}, J. Navarro-Gonzalez ¹⁶⁴, R. Nayak ¹⁵², A. Nayaz ¹⁸, P.Y. Nechaeva ³⁷, F. Nechansky ⁴⁸, L. Nedic ¹²⁷, T.J. Neep ²⁰, A. Negri ^{73a,73b}, M. Negrini ^{23b}, C. Nellist ¹¹⁵, C. Nelson ¹⁰⁵, K. Nelson ¹⁰⁷, S. Nemecek ¹³², M. Nessi ^{36,h}, M.S. Neubauer ¹⁶³, F. Neuhaus ¹⁰¹, J. Neundorf ⁴⁸, R. Newhouse ¹⁶⁵, P.R. Newman ²⁰, C.W. Ng ¹³⁰, Y.W.Y. Ng ⁴⁸, B. Ngair ^{117a}, H.D.N. Nguyen ¹⁰⁹, R.B. Nickerson ¹²⁷, R. Nicolaidou ¹³⁶, J. Nielsen ¹³⁷, M. Niemeyer ⁵⁵, J. Niermann ⁵⁵, N. Nikiforou ³⁶, V. Nikolaenko ^{37,a}, I. Nikolic-Audit ¹²⁸, K. Nikolopoulos ²⁰, P. Nilsson ²⁹, I. Ninca ⁴⁸, H.R. Nindhito ⁵⁶, G. Ninio ¹⁵², A. Nisati ^{75a}, N. Nishu ², R. Nisius ¹¹¹, J-E. Nitschke ⁵⁰, E.K. Nkadimeng ^{33g}, T. Nobe ¹⁵⁴, D.L. Noel ³², T. Nommensen ¹⁴⁸, M.B. Norfolk ¹⁴⁰, R.R.B. Norisam ⁹⁷, B.J. Norman ³⁴, M. Noury ^{35a}, J. Novak ⁹⁴, T. Novak ⁴⁸, L. Novotny ¹³³, R. Novotny ¹¹³, L. Nozka ¹²³, K. Ntekas ¹⁶⁰, N.M.J. Nunes De Moura Junior ^{83b}, J. Ocariz ¹²⁸, A. Ochi ⁸⁵, I. Ochoa ^{131a}, S. Oerdek ^{48,t}, J.T. Offermann ³⁹, A. Ogrodnik ¹³⁴, A. Oh ¹⁰², C.C. Ohm ¹⁴⁵, H. Oide ⁸⁴, R. Oishi ¹⁵⁴, M.L. Ojeda ⁴⁸, Y. Okumura ¹⁵⁴, L.F. Oleiro Seabra ^{131a}, S.A. Olivares Pino ^{138d}, G. Oliveira Correa ¹³, D. Oliveira Damazio ²⁹, D. Oliveira Goncalves ^{83a}, J.L. Oliver ¹⁶⁰, Ö.O. Öncel ⁵⁴, A.P. O'Neill ¹⁹, A. Onofre ^{131a,131e}, P.U.E. Onyisi ¹¹, M.J. Oreglia ³⁹, G.E. Orellana ⁹¹, D. Orestano ^{77a,77b}, N. Orlando ¹³, R.S. Orr ¹⁵⁶, V. O'Shea ⁵⁹, L.M. Osojnak ¹²⁹, R. Ospanov ^{62a}, G. Otero y Garzon ³⁰, H. Otono ⁸⁹, P.S. Ott ^{63a}, G.J. Ottino ^{17a}, M. Ouchrif ^{35d}, F. Ould-Saada ¹²⁶, T. Ovsiannikova ¹³⁹, M. Owen ⁵⁹, R.E. Owen ¹³⁵, K.Y. Oyulmaz ^{21a}, V.E. Ozcan ^{21a}, F. Ozturk ⁸⁷, N. Ozturk ⁸, S. Ozturk ⁸², H.A. Pacey ¹²⁷, A. Pacheco Pages ¹³, C. Padilla Aranda ¹³, G. Padovano ^{75a,75b}, S. Pagan Griso ^{17a}, G. Palacino ⁶⁸, A. Palazzo ^{70a,70b}, J. Pampel ²⁴, J. Pan ¹⁷³, T. Pan ^{64a}, D.K. Panchal ¹¹, C.E. Pandini ¹¹⁵, J.G. Panduro Vazquez ⁹⁶, H.D. Pandya ¹, H. Pang ^{14b}, P. Pani ⁴⁸, G. Panizzo ^{69a,69c}, L. Panwar ¹²⁸, L. Paolozzi ⁵⁶, S. Parajuli ¹⁶³, A. Paramonov ⁶, C. Paraskevopoulos ⁵³, D. Paredes Hernandez ^{64b}, A. Pareti ^{73a,73b}, K.R. Park ⁴¹, T.H. Park ¹⁵⁶, M.A. Parker ³², F. Parodi ^{57b,57a}, E.W. Parrish ¹¹⁶, V.A. Parrish ⁵², J.A. Parsons ⁴¹, U. Parzefall ⁵⁴, B. Pascual Dias ¹⁰⁹, L. Pascual Dominguez ¹⁵², E. Pasqualucci ^{75a}, S. Passaggio ^{57b}, F. Pastore ⁹⁶, P. Patel ⁸⁷, U.M. Patel ⁵¹, J.R. Pater ¹⁰², T. Pauly ³⁶, C.I. Pazos ¹⁵⁹, J. Pearkes ¹⁴⁴, M. Pedersen ¹²⁶, R. Pedro ^{131a}, S.V. Peleganchuk ³⁷, O. Penc ³⁶, E.A. Pender ⁵², G.D. Penn ¹⁷³, K.E. Penski ¹¹⁰, M. Penzin ³⁷, B.S. Peralva ^{83d}, A.P. Pereira Peixoto ¹³⁹, L. Pereira Sanchez ¹⁴⁴, D.V. Perepelitsa ^{29,ag}, E. Perez Codina ^{157a}, M. Perganti ¹⁰, H. Pernegger ³⁶, O. Perrin ⁴⁰, K. Peters ⁴⁸, R.F.Y. Peters ¹⁰², B.A. Petersen ³⁶, T.C. Petersen ⁴², E. Petit ¹⁰³, V. Petousis ¹³³, C. Petridou ^{153,e}, T. Petru ¹³⁴, A. Petrukhin ¹⁴², M. Pettee ^{17a}, N.E. Pettersson ³⁶, A. Petukhov ³⁷, K. Petukhova ¹³⁴, R. Pezoa ^{138f}, L. Pezzotti ³⁶, G. Pezzullo ¹⁷³, T.M. Pham ¹⁷¹, T. Pham ¹⁰⁶, P.W. Phillips ¹³⁵, G. Piacquadio ¹⁴⁶, E. Pianori ^{17a}, F. Piazza ¹²⁴, R. Piegai ³⁰, D. Pietreanu ^{27b}, A.D. Pilkington ¹⁰², M. Pinamonti ^{69a,69c}, J.L. Pinfeld ², B.C. Pinheiro Pereira ^{131a}, A.E. Pinto Pinoargote ^{101,136}, L. Pintucci ^{69a,69c}, K.M. Piper ¹⁴⁷, A. Pirttikoski ⁵⁶, D.A. Pizzi ³⁴, L. Pizzimento ^{64b}, A. Pizzini ¹¹⁵, M.-A. Pleier ²⁹, V. Plesanovs⁵⁴, V. Pleskot ¹³⁴, E. Plotnikova³⁸, G. Poddar ⁹⁵, R. Poettgen ⁹⁹, L. Poggioli ¹²⁸, I. Pokharel ⁵⁵, S. Polacek ¹³⁴, G. Polesello ^{73a}, A. Poley ^{143,157a}, A. Polini ^{23b}, C.S. Pollard ¹⁶⁸, Z.B. Pollock ¹²⁰, E. Pompa Pacchi ^{75a,75b}, D. Ponomarenko ¹¹⁴, L. Pontecorvo ³⁶, S. Popa ^{27a}, G.A. Popeneciu ^{27d}, A. Poreba ³⁶, D.M. Portillo Quintero ^{157a},

S. Pospisil ¹³³, M.A. Postill ¹⁴⁰, P. Postolache ^{27c}, K. Potamianos ¹⁶⁸, P.A. Potepa ^{86a},
 I.N. Potrap ³⁸, C.J. Potter ³², H. Potti ¹, J. Poveda ¹⁶⁴, M.E. Pozo Astigarraga ³⁶,
 A. Prades Ibanez ¹⁶⁴, J. Pretel ⁵⁴, D. Price ¹⁰², M. Primavera ^{70a}, M.A. Principe Martin ¹⁰⁰,
 R. Privara ¹²³, T. Procter ⁵⁹, M.L. Proffitt ¹³⁹, N. Proklova ¹²⁹, K. Prokofiev ^{64c}, G. Proto ¹¹¹,
 J. Proudfoot ⁶, M. Przybycien ^{86a}, W.W. Przygoda ^{86b}, A. Psallidas ⁴⁶, J.E. Puddefoot ¹⁴⁰,
 D. Pudzha ³⁷, D. Pyatiizbyantseva ³⁷, J. Qian ¹⁰⁷, D. Qichen ¹⁰², Y. Qin ¹³, T. Qiu ⁵²,
 A. Quadt ⁵⁵, M. Queitsch-Maitland ¹⁰², G. Quetant ⁵⁶, R.P. Quinn ¹⁶⁵, G. Rabanal Bolanos ⁶¹,
 D. Rafanoharana ⁵⁴, F. Ragusa ^{71a,71b}, J.L. Rainbolt ³⁹, J.A. Raine ⁵⁶, S. Rajagopalan ²⁹,
 E. Ramakoti ³⁷, I.A. Ramirez-Berend ³⁴, K. Ran ^{48,14e}, N.P. Rapheeha ^{33g}, H. Rasheed ^{27b},
 V. Raskina ¹²⁸, D.F. Rassloff ^{63a}, A. Rastogi ^{17a}, S. Rave ¹⁰¹, B. Ravina ⁵⁵, I. Ravinovich ¹⁷⁰,
 M. Raymond ³⁶, A.L. Read ¹²⁶, N.P. Readioff ¹⁴⁰, D.M. Rebutzi ^{73a,73b}, G. Redlinger ²⁹,
 A.S. Reed ¹¹¹, K. Reeves ²⁶, J.A. Reidelsturz ¹⁷², D. Reikher ¹⁵², A. Rej ⁴⁹, C. Rembser ³⁶,
 M. Renda ^{27b}, M.B. Rendel ¹¹¹, F. Renner ⁴⁸, A.G. Rennie ¹⁶⁰, A.L. Rescia ⁴⁸, S. Resconi ^{71a},
 M. Ressegotti ^{57b,57a}, S. Rettie ³⁶, J.G. Reyes Rivera ¹⁰⁸, E. Reynolds ^{17a}, O.L. Rezanova ³⁷,
 P. Reznicek ¹³⁴, H. Riani ^{35d}, N. Ribaric ⁹², E. Ricci ^{78a,78b}, R. Richter ¹¹¹, S. Richter ^{47a,47b},
 E. Richter-Was ^{86b}, M. Ridel ¹²⁸, S. Ridouani ^{35d}, P. Rieck ¹¹⁸, P. Riedler ³⁶, E.M. Riefel ^{47a,47b},
 J.O. Rieger ¹¹⁵, M. Rijssenbeek ¹⁴⁶, M. Rimoldi ³⁶, L. Rinaldi ^{23b,23a}, T.T. Rinn ²⁹,
 M.P. Rinnagel ¹¹⁰, G. Ripellino ¹⁶², I. Riu ¹³, J.C. Rivera Vergara ¹⁶⁶, F. Rizatdinova ¹²²,
 E. Rizvi ⁹⁵, B.R. Roberts ^{17a}, S.H. Robertson ^{105,w}, D. Robinson ³², C.M. Robles Gajardo ^{138f},
 M. Robles Manzano ¹⁰¹, A. Robson ⁵⁹, A. Rocchi ^{76a,76b}, C. Roda ^{74a,74b}, S. Rodriguez Bosca ³⁶,
 Y. Rodriguez Garcia ^{22a}, A. Rodriguez Rodriguez ⁵⁴, A.M. Rodríguez Vera ¹¹⁶, S. Roe ³⁶,
 J.T. Roemer ¹⁶⁰, A.R. Roepe-Gier ¹³⁷, J. Roggel ¹⁷², O. Røhne ¹²⁶, R.A. Rojas ¹⁰⁴,
 C.P.A. Roland ¹²⁸, J. Roloff ²⁹, A. Romaniouk ³⁷, E. Romano ^{73a,73b}, M. Romano ^{23b},
 A.C. Romero Hernandez ¹⁶³, N. Rompotis ⁹³, L. Roos ¹²⁸, S. Rosati ^{75a}, B.J. Rosser ³⁹,
 E. Rossi ¹²⁷, E. Rossi ^{72a,72b}, L.P. Rossi ⁶¹, L. Rossini ⁵⁴, R. Rosten ¹²⁰, M. Rotaru ^{27b},
 B. Rottler ⁵⁴, C. Rougier ⁹⁰, D. Rousseau ⁶⁶, D. Rouso ³², A. Roy ¹⁶³, S. Roy-Garand ¹⁵⁶,
 A. Rozanov ¹⁰³, Z.M.A. Rozario ⁵⁹, Y. Rozen ¹⁵¹, A. Rubio Jimenez ¹⁶⁴, A.J. Ruby ⁹³,
 V.H. Ruelas Rivera ¹⁸, T.A. Ruggeri ¹, A. Ruggiero ¹²⁷, A. Ruiz-Martinez ¹⁶⁴, A. Rummler ³⁶,
 Z. Rurikova ⁵⁴, N.A. Rusakovich ³⁸, H.L. Russell ¹⁶⁶, G. Russo ^{75a,75b}, J.P. Rutherford ⁷,
 S. Rutherford Colmenares ³², K. Rybacki ⁹², M. Rybar ¹³⁴, E.B. Rye ¹²⁶, A. Ryzhov ⁴⁴,
 J.A. Sabater Iglesias ⁵⁶, P. Sabatini ¹⁶⁴, H.F.W. Sadrozinski ¹³⁷, F. Safai Tehrani ^{75a},
 B. Safarzadeh Samani ¹³⁵, S. Saha ¹, M. Sahinsoy ¹¹¹, A. Saibel ¹⁶⁴, M. Saimpert ¹³⁶,
 M. Saito ¹⁵⁴, T. Saito ¹⁵⁴, A. Sala ^{71a,71b}, D. Salamani ³⁶, A. Salnikov ¹⁴⁴, J. Salt ¹⁶⁴,
 A. Salvador Salas ¹⁵², D. Salvatore ^{43b,43a}, F. Salvatore ¹⁴⁷, A. Salzburger ³⁶, D. Sammel ⁵⁴,
 E. Sampson ⁹², D. Sampsonidis ^{153,e}, D. Sampsonidou ¹²⁴, J. Sánchez ¹⁶⁴,
 V. Sanchez Sebastian ¹⁶⁴, H. Sandaker ¹²⁶, C.O. Sander ⁴⁸, J.A. Sandesara ¹⁰⁴, M. Sandhoff ¹⁷²,
 C. Sandoval ^{22b}, D.P.C. Sankey ¹³⁵, T. Sano ⁸⁸, A. Sansoni ⁵³, L. Santi ^{75a,75b}, C. Santoni ⁴⁰,
 H. Santos ^{131a,131b}, A. Santra ¹⁷⁰, K.A. Saoucha ¹⁶¹, J.G. Saraiva ^{131a,131d}, J. Sardain ⁷,
 O. Sasaki ⁸⁴, K. Sato ¹⁵⁸, C. Sauer ^{63b}, F. Sauerburger ⁵⁴, E. Sauvan ⁴, P. Savard ^{156,ae},
 R. Sawada ¹⁵⁴, C. Sawyer ¹³⁵, L. Sawyer ⁹⁸, I. Sayago Galvan ¹⁶⁴, C. Sbarra ^{23b}, A. Sbrizzi ^{23b,23a},
 T. Scanlon ⁹⁷, J. Schaarschmidt ¹³⁹, U. Schäfer ¹⁰¹, A.C. Schaffer ^{66,44}, D. Schaile ¹¹⁰,
 R.D. Schamberger ¹⁴⁶, C. Scharf ¹⁸, M.M. Schefer ¹⁹, V.A. Schegelsky ³⁷, D. Scheirich ¹³⁴,
 F. Schenck ¹⁸, M. Schernau ¹⁶⁰, C. Scheulen ⁵⁵, C. Schiavi ^{57b,57a}, M. Schioppa ^{43b,43a},
 B. Schlag ^{144,m}, K.E. Schleicher ⁵⁴, S. Schlenker ³⁶, J. Schmeing ¹⁷², M.A. Schmidt ¹⁷²,
 K. Schmieden ¹⁰¹, C. Schmitt ¹⁰¹, N. Schmitt ¹⁰¹, S. Schmitt ⁴⁸, L. Schoeffel ¹³⁶,
 A. Schoening ^{63b}, P.G. Scholer ³⁴, E. Schopf ¹²⁷, M. Schott ¹⁰¹, J. Schovancova ³⁶,
 S. Schramm ⁵⁶, T. Schroer ⁵⁶, H-C. Schultz-Coulon ^{63a}, M. Schumacher ⁵⁴, B.A. Schumm ¹³⁷,

Ph. Schune ¹³⁶, A.J. Schuy ¹³⁹, H.R. Schwartz ¹³⁷, A. Schwartzman ¹⁴⁴, T.A. Schwarz ¹⁰⁷,
 Ph. Schwemling ¹³⁶, R. Schwienhorst ¹⁰⁸, A. Sciandra ²⁹, G. Sciolla ²⁶, F. Scuri ^{74a},
 C.D. Sebastiani ⁹³, K. Sedlaczek ¹¹⁶, P. Seema ¹⁸, S.C. Seidel ¹¹³, A. Seiden ¹³⁷,
 B.D. Seidlitz ⁴¹, C. Seitz ⁴⁸, J.M. Seixas ^{83b}, G. Sekhniaidze ^{72a}, L. Selem ⁶⁰,
 N. Semprini-Cesari ^{23b,23a}, D. Sengupta ⁵⁶, V. Senthilkumar ¹⁶⁴, L. Serin ⁶⁶, L. Serkin ^{69a,69b},
 M. Sessa ^{76a,76b}, H. Severini ¹²¹, F. Sforza ^{57b,57a}, A. Sfyrla ⁵⁶, Q. Sha ^{14a}, E. Shabalina ⁵⁵,
 A.H. Shah ³², R. Shaheen ¹⁴⁵, J.D. Shahinian ¹²⁹, D. Shaked Renous ¹⁷⁰, L.Y. Shan ^{14a},
 M. Shapiro ^{17a}, A. Sharma ³⁶, A.S. Sharma ¹⁶⁵, P. Sharma ⁸⁰, P.B. Shatalov ³⁷, K. Shaw ¹⁴⁷,
 S.M. Shaw ¹⁰², A. Shcherbakova ³⁷, Q. Shen ^{62c,5}, D.J. Sheppard ¹⁴³, P. Sherwood ⁹⁷, L. Shi ⁹⁷,
 X. Shi ^{14a}, C.O. Shimmin ¹⁷³, J.D. Shinner ⁹⁶, I.P.J. Shipsey ¹²⁷, S. Shirabe ⁸⁹,
 M. Shiyakova ^{38,u}, J. Shlomi ¹⁷⁰, M.J. Shochet ³⁹, J. Shojaii ¹⁰⁶, D.R. Shope ¹²⁶,
 B. Shrestha ¹²¹, S. Shrestha ^{120,ah}, E.M. Shrif ^{33g}, M.J. Shroff ¹⁶⁶, P. Sicho ¹³²,
 A.M. Sickles ¹⁶³, E. Sideras Haddad ^{33g}, A.C. Sidley ¹¹⁵, A. Sidoti ^{23b}, F. Siegert ⁵⁰,
 Dj. Sijacki ¹⁵, F. Sili ⁹¹, J.M. Silva ⁵², M.V. Silva Oliveira ²⁹, S.B. Silverstein ^{47a}, S. Simion ⁶⁶,
 R. Simoniello ³⁶, E.L. Simpson ¹⁰², H. Simpson ¹⁴⁷, L.R. Simpson ¹⁰⁷, N.D. Simpson ⁹⁹,
 S. Simsek ⁸², S. Sindhu ⁵⁵, P. Sinervo ¹⁵⁶, S. Singh ¹⁵⁶, S. Sinha ⁴⁸, S. Sinha ¹⁰²,
 M. Sioli ^{23b,23a}, I. Siral ³⁶, E. Sitnikova ⁴⁸, J. Sjölin ^{47a,47b}, A. Skaf ⁵⁵, E. Skorda ²⁰,
 P. Skubic ¹²¹, M. Slawinska ⁸⁷, V. Smakhtin ¹⁷⁰, B.H. Smart ¹³⁵, S.Yu. Smirnov ³⁷, Y. Smirnov ³⁷,
 L.N. Smirnova ^{37,a}, O. Smirnova ⁹⁹, A.C. Smith ⁴¹, D.R. Smith ¹⁶⁰, E.A. Smith ³⁹,
 H.A. Smith ¹²⁷, J.L. Smith ¹⁰², R. Smith ¹⁴⁴, M. Smizanska ⁹², K. Smolek ¹³³, A.A. Snesarev ³⁷,
 S.R. Snider ¹⁵⁶, H.L. Snoek ¹¹⁵, S. Snyder ²⁹, R. Sobie ^{166,w}, A. Soffer ¹⁵²,
 C.A. Solans Sanchez ³⁶, E.Yu. Soldatov ³⁷, U. Soldevila ¹⁶⁴, A.A. Solodkov ³⁷, S. Solomon ²⁶,
 A. Soloshenko ³⁸, K. Solovieva ⁵⁴, O.V. Solovyanov ⁴⁰, V. Solovyev ³⁷, P. Sommer ³⁶,
 A. Sonay ¹³, W.Y. Song ^{157b}, A. Sopczak ¹³³, A.L. Sapiro ⁹⁷, F. Sopkova ^{28b}, J.D. Sorenson ¹¹³,
 I.R. Sotarriva Alvarez ¹⁵⁵, V. Sothilingam ^{63a}, O.J. Soto Sandoval ^{138c,138b}, S. Sottocornola ⁶⁸,
 R. Soualah ¹⁶¹, Z. Soumami ^{35e}, D. South ⁴⁸, N. Soybelman ¹⁷⁰, S. Spagnolo ^{70a,70b},
 M. Spalla ¹¹¹, D. Sperlich ⁵⁴, G. Spigo ³⁶, S. Spinali ⁹², D.P. Spiteri ⁵⁹, M. Spousta ¹³⁴,
 E.J. Staats ³⁴, R. Stamen ^{63a}, A. Stampekis ²⁰, M. Standke ²⁴, E. Stanecka ⁸⁷,
 W. Stanek-Maslouska ⁴⁸, M.V. Stange ⁵⁰, B. Stanislaus ^{17a}, M.M. Stanitzki ⁴⁸, B. Stapf ⁴⁸,
 E.A. Starchenko ³⁷, G.H. Stark ¹³⁷, J. Stark ⁹⁰, P. Staroba ¹³², P. Starovoitov ^{63a}, S. Stärz ¹⁰⁵,
 R. Staszewski ⁸⁷, G. Stavropoulos ⁴⁶, J. Steentoft ¹⁶², P. Steinberg ²⁹, B. Stelzer ^{143,157a},
 H.J. Stelzer ¹³⁰, O. Stelzer-Chilton ^{157a}, H. Stenzel ⁵⁸, T.J. Stevenson ¹⁴⁷, G.A. Stewart ³⁶,
 J.R. Stewart ¹²², M.C. Stockton ³⁶, G. Stoicea ^{27b}, M. Stolarski ^{131a}, S. Stonjek ¹¹¹,
 A. Straessner ⁵⁰, J. Strandberg ¹⁴⁵, S. Strandberg ^{47a,47b}, M. Stratmann ¹⁷², M. Strauss ¹²¹,
 T. Streblner ¹⁰³, P. Strizenec ^{28b}, R. Ströhmer ¹⁶⁷, D.M. Strom ¹²⁴, R. Stroynowski ⁴⁴,
 A. Strubig ^{47a,47b}, S.A. Stucci ²⁹, B. Stugu ¹⁶, J. Stupak ¹²¹, N.A. Styles ⁴⁸, D. Su ¹⁴⁴,
 S. Su ^{62a}, W. Su ^{62d}, X. Su ^{62a}, D. Suchy ^{28a}, K. Sugizaki ¹⁵⁴, V.V. Sulim ³⁷, M.J. Sullivan ⁹³,
 D.M.S. Sultan ¹²⁷, L. Sultanaliyeva ³⁷, S. Sultansoy ^{3b}, T. Sumida ⁸⁸, S. Sun ¹⁰⁷, S. Sun ¹⁷¹,
 O. Sunneborn Gudnadottir ¹⁶², N. Sur ¹⁰³, M.R. Sutton ¹⁴⁷, H. Suzuki ¹⁵⁸, M. Svatos ¹³²,
 M. Swiatlowski ^{157a}, T. Swirski ¹⁶⁷, I. Sykora ^{28a}, M. Sykora ¹³⁴, T. Sykora ¹³⁴, D. Ta ¹⁰¹,
 K. Tackmann ^{48,t}, A. Taffard ¹⁶⁰, R. Tafirout ^{157a}, J.S. Tafoya Vargas ⁶⁶, Y. Takubo ⁸⁴,
 M. Talby ¹⁰³, A.A. Talyshv ³⁷, K.C. Tam ^{64b}, N.M. Tamir ¹⁵², A. Tanaka ¹⁵⁴, J. Tanaka ¹⁵⁴,
 R. Tanaka ⁶⁶, M. Tanasini ^{57b,57a}, Z. Tao ¹⁶⁵, S. Tapia Araya ^{138f}, S. Tapprogge ¹⁰¹,
 A. Tarek Abouelfadl Mohamed ¹⁰⁸, S. Tarem ¹⁵¹, K. Tariq ^{14a}, G. Tarna ^{27b}, G.F. Tartarelli ^{71a},
 M.J. Tartarin ⁹⁰, P. Tas ¹³⁴, M. Tasevsky ¹³², E. Tassi ^{43b,43a}, A.C. Tate ¹⁶³, G. Tateno ¹⁵⁴,
 Y. Tayalati ^{35e,v}, G.N. Taylor ¹⁰⁶, W. Taylor ^{157b}, A.S. Tee ¹⁷¹, R. Teixeira De Lima ¹⁴⁴,
 P. Teixeira-Dias ⁹⁶, J.J. Teoh ¹⁵⁶, K. Terashi ¹⁵⁴, J. Terron ¹⁰⁰, S. Terzo ¹³, M. Testa ⁵³,

R.J. Teuscher ^{156,w}, A. Thaler ⁷⁹, O. Theiner ⁵⁶, N. Themistokleous ⁵², T. Theveneaux-Pelzer ¹⁰³, O. Thielmann ¹⁷², D.W. Thomas ⁹⁶, J.P. Thomas ²⁰, E.A. Thompson ^{17a}, P.D. Thompson ²⁰, E. Thomson ¹²⁹, R.E. Thornberry ⁴⁴, Y. Tian ⁵⁵, V. Tikhomirov ^{37,a}, Yu.A. Tikhonov ³⁷, S. Timoshenko ³⁷, D. Timoshyn ¹³⁴, E.X.L. Ting ¹, P. Tipton ¹⁷³, S.H. Tlou ^{33g}, K. Todome ¹⁵⁵, S. Todorova-Nova ¹³⁴, S. Todt ⁵⁰, M. Togawa ⁸⁴, J. Tojo ⁸⁹, S. Tokár ^{28a}, K. Tokushuku ⁸⁴, O. Toldaiev ⁶⁸, R. Tombs ³², M. Tomoto ^{84,112}, L. Tompkins ^{144,m}, K.W. Topolnicki ^{86b}, E. Torrence ¹²⁴, H. Torres ⁹⁰, E. Torr  Pastor ¹⁶⁴, M. Toscani ³⁰, C. Toscir  ³⁹, M. Tost ¹¹, D.R. Tovey ¹⁴⁰, A. Traeet ¹⁶, I.S. Trandafir ^{27b}, T. Trefzger ¹⁶⁷, A. Tricoli ²⁹, I.M. Trigger ^{157a}, S. Trinc z-Duvoid ¹²⁸, D.A. Trischuk ²⁶, B. Trocm  ⁶⁰, L. Truong ^{33c}, M. Trzebinski ⁸⁷, A. Trzupke ⁸⁷, F. Tsai ¹⁴⁶, M. Tsai ¹⁰⁷, A. Tsiamis ^{153,e}, P.V. Tsiareshka ³⁷, S. Tsigaridas ^{157a}, A. Tsirigotis ^{153,r}, V. Tsiskaridze ¹⁵⁶, E.G. Tskhadadze ^{150a}, M. Tsopoulou ¹⁵³, Y. Tsujikawa ⁸⁸, I.I. Tsukerman ³⁷, V. Tsulaia ^{17a}, S. Tsuno ⁸⁴, K. Tsuru ¹¹⁹, D. Tsybychev ¹⁴⁶, Y. Tu ^{64b}, A. Tudorache ^{27b}, V. Tudorache ^{27b}, A.N. Tuna ⁶¹, S. Turchikhin ^{57b,57a}, I. Turk Cakir ^{3a}, R. Turra ^{71a}, T. Turtuvshin ^{38,x}, P.M. Tuts ⁴¹, S. Tzamarias ^{153,e}, E. Tzovara ¹⁰¹, F. Ukegawa ¹⁵⁸, P.A. Ulloa Poblete ^{138c,138b}, E.N. Umaka ²⁹, G. Unal ³⁶, A. Undrus ²⁹, G. Unel ¹⁶⁰, J. Urban ^{28b}, P. Urquijo ¹⁰⁶, P. Urrejola ^{138a}, G. Usai ⁸, R. Ushioda ¹⁵⁵, M. Usman ¹⁰⁹, Z. Uysal ⁸², V. Vacek ¹³³, B. Vachon ¹⁰⁵, K.O.H. Vadla ¹²⁶, T. Vafeiadis ³⁶, A. Vaitkus ⁹⁷, C. Valderanis ¹¹⁰, E. Valdes Santurio ^{47a,47b}, M. Valente ^{157a}, S. Valentinetti ^{23b,23a}, A. Valero ¹⁶⁴, E. Valiente Moreno ¹⁶⁴, A. Vallier ⁹⁰, J.A. Valls Ferrer ¹⁶⁴, D.R. Van Arneman ¹¹⁵, T.R. Van Daalen ¹³⁹, A. Van Der Graaf ⁴⁹, P. Van Gemmeren ⁶, M. Van Rijnbach ¹²⁶, S. Van Stroud ⁹⁷, I. Van Vulpen ¹¹⁵, P. Vana ¹³⁴, M. Vanadia ^{76a,76b}, W. Vandelli ³⁶, E.R. Vandewall ¹²², D. Vannicola ¹⁵², L. Vannoli ⁵³, R. Vari ^{75a}, E.W. Varnes ⁷, C. Varni ^{17b}, T. Varol ¹⁴⁹, D. Varouchas ⁶⁶, L. Varriale ¹⁶⁴, K.E. Varvell ¹⁴⁸, M.E. Vasile ^{27b}, L. Vaslin ⁸⁴, G.A. Vasquez ¹⁶⁶, A. Vasyukov ³⁸, R. Vavricka ¹⁰¹, F. Vazeille ⁴⁰, T. Vazquez Schroeder ³⁶, J. Veatch ³¹, V. Vecchio ¹⁰², M.J. Veen ¹⁰⁴, I. Veliscek ²⁹, L.M. Veloce ¹⁵⁶, F. Veloso ^{131a,131c}, S. Veneziano ^{75a}, A. Ventura ^{70a,70b}, S. Ventura Gonzalez ¹³⁶, A. Verbytskyi ¹¹¹, M. Verducci ^{74a,74b}, C. Vergis ⁹⁵, M. Verissimo De Araujo ^{83b}, W. Verkerke ¹¹⁵, J.C. Vermeulen ¹¹⁵, C. Vernieri ¹⁴⁴, M. Vessella ¹⁰⁴, M.C. Vetterli ^{143,ae}, A. Vgenopoulos ^{153,e}, N. Viaux Maira ^{138f}, T. Vickey ¹⁴⁰, O.E. Vickey Boeriu ¹⁴⁰, G.H.A. Viehhauser ¹²⁷, L. Vigani ^{63b}, M. Villa ^{23b,23a}, M. Villaplana Perez ¹⁶⁴, E.M. Villhauer ⁵², E. Vilucchi ⁵³, M.G. Vincter ³⁴, G.S. Virdee ²⁰, A. Vishwakarma ⁵², A. Visibile ¹¹⁵, C. Vittori ³⁶, I. Vivarelli ^{23b,23a}, E. Voevodina ¹¹¹, F. Vogel ¹¹⁰, J.C. Voigt ⁵⁰, P. Vokac ¹³³, Yu. Volkotrub ^{86b}, J. Von Ahnen ⁴⁸, E. Von Toerne ²⁴, B. Vormwald ³⁶, V. Vorobel ¹³⁴, K. Vorobev ³⁷, M. Vos ¹⁶⁴, K. Voss ¹⁴², M. Vozak ¹¹⁵, L. Vozdecky ¹²¹, N. Vranjes ¹⁵, M. Vranjes Milosavljevic ¹⁵, M. Vreeswijk ¹¹⁵, N.K. Vu ^{62d,62c}, R. Vuillermet ³⁶, O. Vujanovic ¹⁰¹, I. Vukotic ³⁹, S. Wada ¹⁵⁸, C. Wagner ¹⁰⁴, J.M. Wagner ^{17a}, W. Wagner ¹⁷², S. Wahdan ¹⁷², H. Wahlberg ⁹¹, M. Wakida ¹¹², J. Walder ¹³⁵, R. Walker ¹¹⁰, W. Walkowiak ¹⁴², A. Wall ¹²⁹, E.J. Wallin ⁹⁹, T. Wamorkar ⁶, A.Z. Wang ¹³⁷, C. Wang ¹⁰¹, C. Wang ¹¹, H. Wang ^{17a}, J. Wang ^{64c}, R.-J. Wang ¹⁰¹, R. Wang ⁶¹, R. Wang ⁶, S.M. Wang ¹⁴⁹, S. Wang ^{62b}, T. Wang ^{62a}, W.T. Wang ⁸⁰, W. Wang ^{14a}, X. Wang ^{14c}, X. Wang ¹⁶³, X. Wang ^{62c}, Y. Wang ^{62d}, Y. Wang ^{14c}, Z. Wang ¹⁰⁷, Z. Wang ^{62d,51,62c}, Z. Wang ¹⁰⁷, A. Warburton ¹⁰⁵, R.J. Ward ²⁰, N. Warrack ⁵⁹, S. Waterhouse ⁹⁶, A.T. Watson ²⁰, H. Watson ⁵⁹, M.F. Watson ²⁰, E. Watton ^{59,135}, G. Watts ¹³⁹, B.M. Waugh ⁹⁷, J.M. Webb ⁵⁴, C. Weber ²⁹, H.A. Weber ¹⁸, M.S. Weber ¹⁹, S.M. Weber ^{63a}, C. Wei ^{62a}, Y. Wei ¹²⁷, A.R. Weidberg ¹²⁷, E.J. Weik ¹¹⁸, J. Weingarten ⁴⁹, M. Weirich ¹⁰¹, C. Weiser ⁵⁴, C.J. Wells ⁴⁸, T. Wenaus ²⁹, B. Wendland ⁴⁹, T. Wengler ³⁶, N.S. Wenke ¹¹¹, N. Wermes ²⁴, M. Wessels ^{63a}, A.M. Wharton ⁹², A.S. White ⁶¹, A. White ⁸, M.J. White ¹, D. Whiteson ¹⁶⁰, L. Wickremasinghe ¹²⁵, W. Wiedenmann ¹⁷¹, M. Wielers ¹³⁵, C. Wiglesworth ⁴², D.J. Wilbern ¹²¹,

H.G. Wilkens , J.J.H. Wilkinson , D.M. Williams , H.H. Williams¹²⁹, S. Williams , S. Willocq , B.J. Wilson , P.J. Windischhofer , F.I. Winkel , F. Winklmeier , B.T. Winter , J.K. Winter , M. Wittgen¹⁴⁴, M. Wobisch , Z. Wolffs , J. Wollrath¹⁶⁰, M.W. Wolter , H. Wolters , M.C. Wong¹³⁷, E.L. Woodward , S.D. Worm , B.K. Wosiek , K.W. Woźniak , S. Wozniowski , K. Wraight , C. Wu , M. Wu , M. Wu , S.L. Wu , X. Wu , Y. Wu , Z. Wu , J. Wuerzinger , T.R. Wyatt , B.M. Wynne , S. Xella , L. Xia , M. Xia , J. Xiang , M. Xie , X. Xie , S. Xin , A. Xiong , J. Xiong , D. Xu , H. Xu , L. Xu , R. Xu , T. Xu , Y. Xu , Z. Xu , Z. Xu^{14c}, B. Yabsley , S. Yacoob , Y. Yamaguchi , E. Yamashita , H. Yamauchi , T. Yamazaki , Y. Yamazaki , J. Yan , S. Yan , Z. Yan , H.J. Yang , H.T. Yang , S. Yang , T. Yang , X. Yang , X. Yang , Y. Yang , Y. Yang^{62a}, Z. Yang , W-M. Yao , H. Ye , H. Ye , J. Ye , S. Ye , X. Ye , Y. Yeh , I. Yeletsikh , B.K. Yeo , M.R. Yexley , P. Yin , K. Yorita , S. Younas , C.J.S. Young , C. Young , C. Yu , Y. Yu , M. Yuan , R. Yuan , L. Yue , M. Zaazoua , B. Zabinski , E. Zaid⁵², Z.K. Zak , T. Zakareishvili , N. Zakharchuk , S. Zambito , J.A. Zamora Saa , J. Zang , D. Zanzi , O. Zaplatilek , C. Zeitnitz , H. Zeng , J.C. Zeng , D.T. Zenger Jr , O. Zenin , T. Ženiš , S. Zenz , S. Zerradi , D. Zerwas , M. Zhai , D.F. Zhang , J. Zhang , J. Zhang , K. Zhang , L. Zhang , L. Zhang , P. Zhang , R. Zhang , S. Zhang , S. Zhang , T. Zhang , X. Zhang , X. Zhang , Y. Zhang , Y. Zhang , Y. Zhang , Z. Zhang , Z. Zhang , H. Zhao , T. Zhao , Y. Zhao , Z. Zhao , Z. Zhao , A. Zhemchugov , J. Zheng , K. Zheng , X. Zheng , Z. Zheng , D. Zhong , B. Zhou , H. Zhou , N. Zhou , Y. Zhou , Y. Zhou⁷, C.G. Zhu , J. Zhu , Y. Zhu , Y. Zhu , X. Zhuang , K. Zhukov , N.I. Zimine , J. Zinsser , M. Ziolkowski , L. Živković , A. Zoccoli , K. Zoch , T.G. Zorbas , O. Zormpa , W. Zou , L. Zwalinski .

¹Department of Physics, University of Adelaide, Adelaide; Australia.

²Department of Physics, University of Alberta, Edmonton AB; Canada.

³(^a)Department of Physics, Ankara University, Ankara; (^b)Division of Physics, TOBB University of Economics and Technology, Ankara; Türkiye.

⁴LAPP, Université Savoie Mont Blanc, CNRS/IN2P3, Annecy; France.

⁵APC, Université Paris Cité, CNRS/IN2P3, Paris; France.

⁶High Energy Physics Division, Argonne National Laboratory, Argonne IL; United States of America.

⁷Department of Physics, University of Arizona, Tucson AZ; United States of America.

⁸Department of Physics, University of Texas at Arlington, Arlington TX; United States of America.

⁹Physics Department, National and Kapodistrian University of Athens, Athens; Greece.

¹⁰Physics Department, National Technical University of Athens, Zografou; Greece.

¹¹Department of Physics, University of Texas at Austin, Austin TX; United States of America.

¹²Institute of Physics, Azerbaijan Academy of Sciences, Baku; Azerbaijan.

¹³Institut de Física d'Altes Energies (IFAE), Barcelona Institute of Science and Technology, Barcelona; Spain.

¹⁴(^a)Institute of High Energy Physics, Chinese Academy of Sciences, Beijing; (^b)Physics Department, Tsinghua University, Beijing; (^c)Department of Physics, Nanjing University, Nanjing; (^d)School of Science, Shenzhen Campus of Sun Yat-sen University; (^e)University of Chinese Academy of Science (UCAS), Beijing; China.

¹⁵Institute of Physics, University of Belgrade, Belgrade; Serbia.

- ¹⁶Department for Physics and Technology, University of Bergen, Bergen; Norway.
- ¹⁷(^a)Physics Division, Lawrence Berkeley National Laboratory, Berkeley CA; (^b)University of California, Berkeley CA; United States of America.
- ¹⁸Institut für Physik, Humboldt Universität zu Berlin, Berlin; Germany.
- ¹⁹Albert Einstein Center for Fundamental Physics and Laboratory for High Energy Physics, University of Bern, Bern; Switzerland.
- ²⁰School of Physics and Astronomy, University of Birmingham, Birmingham; United Kingdom.
- ²¹(^a)Department of Physics, Bogazici University, Istanbul; (^b)Department of Physics Engineering, Gaziantep University, Gaziantep; (^c)Department of Physics, Istanbul University, Istanbul; Türkiye.
- ²²(^a)Facultad de Ciencias y Centro de Investigaciones, Universidad Antonio Nariño, Bogotá; (^b)Departamento de Física, Universidad Nacional de Colombia, Bogotá; Colombia.
- ²³(^a)Dipartimento di Fisica e Astronomia A. Righi, Università di Bologna, Bologna; (^b)INFN Sezione di Bologna; Italy.
- ²⁴Physikalisches Institut, Universität Bonn, Bonn; Germany.
- ²⁵Department of Physics, Boston University, Boston MA; United States of America.
- ²⁶Department of Physics, Brandeis University, Waltham MA; United States of America.
- ²⁷(^a)Transilvania University of Brasov, Brasov; (^b)Horia Hulubei National Institute of Physics and Nuclear Engineering, Bucharest; (^c)Department of Physics, Alexandru Ioan Cuza University of Iasi, Iasi; (^d)National Institute for Research and Development of Isotopic and Molecular Technologies, Physics Department, Cluj-Napoca; (^e)National University of Science and Technology Politehnica, Bucharest; (^f)West University in Timisoara, Timisoara; (^g)Faculty of Physics, University of Bucharest, Bucharest; Romania.
- ²⁸(^a)Faculty of Mathematics, Physics and Informatics, Comenius University, Bratislava; (^b)Department of Subnuclear Physics, Institute of Experimental Physics of the Slovak Academy of Sciences, Kosice; Slovak Republic.
- ²⁹Physics Department, Brookhaven National Laboratory, Upton NY; United States of America.
- ³⁰Universidad de Buenos Aires, Facultad de Ciencias Exactas y Naturales, Departamento de Física, y CONICET, Instituto de Física de Buenos Aires (IFIBA), Buenos Aires; Argentina.
- ³¹California State University, CA; United States of America.
- ³²Cavendish Laboratory, University of Cambridge, Cambridge; United Kingdom.
- ³³(^a)Department of Physics, University of Cape Town, Cape Town; (^b)iThemba Labs, Western Cape; (^c)Department of Mechanical Engineering Science, University of Johannesburg, Johannesburg; (^d)National Institute of Physics, University of the Philippines Diliman (Philippines); (^e)University of South Africa, Department of Physics, Pretoria; (^f)University of Zululand, KwaDlangezwa; (^g)School of Physics, University of the Witwatersrand, Johannesburg; South Africa.
- ³⁴Department of Physics, Carleton University, Ottawa ON; Canada.
- ³⁵(^a)Faculté des Sciences Ain Chock, Réseau Universitaire de Physique des Hautes Energies - Université Hassan II, Casablanca; (^b)Faculté des Sciences, Université Ibn-Tofail, Kénitra; (^c)Faculté des Sciences Semlalia, Université Cadi Ayyad, LPHEA-Marrakech; (^d)LPMR, Faculté des Sciences, Université Mohamed Premier, Oujda; (^e)Faculté des sciences, Université Mohammed V, Rabat; (^f)Institute of Applied Physics, Mohammed VI Polytechnic University, Ben Guerir; Morocco.
- ³⁶CERN, Geneva; Switzerland.
- ³⁷Affiliated with an institute covered by a cooperation agreement with CERN.
- ³⁸Affiliated with an international laboratory covered by a cooperation agreement with CERN.
- ³⁹Enrico Fermi Institute, University of Chicago, Chicago IL; United States of America.
- ⁴⁰LPC, Université Clermont Auvergne, CNRS/IN2P3, Clermont-Ferrand; France.
- ⁴¹Nevis Laboratory, Columbia University, Irvington NY; United States of America.
- ⁴²Niels Bohr Institute, University of Copenhagen, Copenhagen; Denmark.

- ^{43(a)}Dipartimento di Fisica, Università della Calabria, Rende; ^(b)INFN Gruppo Collegato di Cosenza, Laboratori Nazionali di Frascati; Italy.
- ⁴⁴Physics Department, Southern Methodist University, Dallas TX; United States of America.
- ⁴⁵Physics Department, University of Texas at Dallas, Richardson TX; United States of America.
- ⁴⁶National Centre for Scientific Research "Demokritos", Agia Paraskevi; Greece.
- ^{47(a)}Department of Physics, Stockholm University; ^(b)Oskar Klein Centre, Stockholm; Sweden.
- ⁴⁸Deutsches Elektronen-Synchrotron DESY, Hamburg and Zeuthen; Germany.
- ⁴⁹Fakultät Physik, Technische Universität Dortmund, Dortmund; Germany.
- ⁵⁰Institut für Kern- und Teilchenphysik, Technische Universität Dresden, Dresden; Germany.
- ⁵¹Department of Physics, Duke University, Durham NC; United States of America.
- ⁵²SUPA - School of Physics and Astronomy, University of Edinburgh, Edinburgh; United Kingdom.
- ⁵³INFN e Laboratori Nazionali di Frascati, Frascati; Italy.
- ⁵⁴Physikalisches Institut, Albert-Ludwigs-Universität Freiburg, Freiburg; Germany.
- ⁵⁵II. Physikalisches Institut, Georg-August-Universität Göttingen, Göttingen; Germany.
- ⁵⁶Département de Physique Nucléaire et Corpusculaire, Université de Genève, Genève; Switzerland.
- ^{57(a)}Dipartimento di Fisica, Università di Genova, Genova; ^(b)INFN Sezione di Genova; Italy.
- ⁵⁸II. Physikalisches Institut, Justus-Liebig-Universität Giessen, Giessen; Germany.
- ⁵⁹SUPA - School of Physics and Astronomy, University of Glasgow, Glasgow; United Kingdom.
- ⁶⁰LPSC, Université Grenoble Alpes, CNRS/IN2P3, Grenoble INP, Grenoble; France.
- ⁶¹Laboratory for Particle Physics and Cosmology, Harvard University, Cambridge MA; United States of America.
- ^{62(a)}Department of Modern Physics and State Key Laboratory of Particle Detection and Electronics, University of Science and Technology of China, Hefei; ^(b)Institute of Frontier and Interdisciplinary Science and Key Laboratory of Particle Physics and Particle Irradiation (MOE), Shandong University, Qingdao; ^(c)School of Physics and Astronomy, Shanghai Jiao Tong University, Key Laboratory for Particle Astrophysics and Cosmology (MOE), SKLPPC, Shanghai; ^(d)Tsung-Dao Lee Institute, Shanghai; ^(e)School of Physics and Microelectronics, Zhengzhou University; China.
- ^{63(a)}Kirchhoff-Institut für Physik, Ruprecht-Karls-Universität Heidelberg, Heidelberg; ^(b)Physikalisches Institut, Ruprecht-Karls-Universität Heidelberg, Heidelberg; Germany.
- ^{64(a)}Department of Physics, Chinese University of Hong Kong, Shatin, N.T., Hong Kong; ^(b)Department of Physics, University of Hong Kong, Hong Kong; ^(c)Department of Physics and Institute for Advanced Study, Hong Kong University of Science and Technology, Clear Water Bay, Kowloon, Hong Kong; China.
- ⁶⁵Department of Physics, National Tsing Hua University, Hsinchu; Taiwan.
- ⁶⁶IJCLab, Université Paris-Saclay, CNRS/IN2P3, 91405, Orsay; France.
- ⁶⁷Centro Nacional de Microelectrónica (IMB-CNM-CSIC), Barcelona; Spain.
- ⁶⁸Department of Physics, Indiana University, Bloomington IN; United States of America.
- ^{69(a)}INFN Gruppo Collegato di Udine, Sezione di Trieste, Udine; ^(b)ICTP, Trieste; ^(c)Dipartimento Politecnico di Ingegneria e Architettura, Università di Udine, Udine; Italy.
- ^{70(a)}INFN Sezione di Lecce; ^(b)Dipartimento di Matematica e Fisica, Università del Salento, Lecce; Italy.
- ^{71(a)}INFN Sezione di Milano; ^(b)Dipartimento di Fisica, Università di Milano, Milano; Italy.
- ^{72(a)}INFN Sezione di Napoli; ^(b)Dipartimento di Fisica, Università di Napoli, Napoli; Italy.
- ^{73(a)}INFN Sezione di Pavia; ^(b)Dipartimento di Fisica, Università di Pavia, Pavia; Italy.
- ^{74(a)}INFN Sezione di Pisa; ^(b)Dipartimento di Fisica E. Fermi, Università di Pisa, Pisa; Italy.
- ^{75(a)}INFN Sezione di Roma; ^(b)Dipartimento di Fisica, Sapienza Università di Roma, Roma; Italy.
- ^{76(a)}INFN Sezione di Roma Tor Vergata; ^(b)Dipartimento di Fisica, Università di Roma Tor Vergata, Roma; Italy.
- ^{77(a)}INFN Sezione di Roma Tre; ^(b)Dipartimento di Matematica e Fisica, Università Roma Tre, Roma;

Italy.

^{78(a)}INFN-TIFPA; ^(b)Università degli Studi di Trento, Trento; Italy.

⁷⁹Universität Innsbruck, Department of Astro and Particle Physics, Innsbruck; Austria.

⁸⁰University of Iowa, Iowa City IA; United States of America.

⁸¹Department of Physics and Astronomy, Iowa State University, Ames IA; United States of America.

⁸²Istinye University, Sariyer, Istanbul; Türkiye.

^{83(a)}Departamento de Engenharia Elétrica, Universidade Federal de Juiz de Fora (UFJF), Juiz de Fora; ^(b)Universidade Federal do Rio De Janeiro COPPE/EE/IF, Rio de Janeiro; ^(c)Instituto de Física, Universidade de São Paulo, São Paulo; ^(d)Rio de Janeiro State University, Rio de Janeiro; ^(e)Federal University of Bahia, Bahia; Brazil.

⁸⁴KEK, High Energy Accelerator Research Organization, Tsukuba; Japan.

⁸⁵Graduate School of Science, Kobe University, Kobe; Japan.

^{86(a)}AGH University of Krakow, Faculty of Physics and Applied Computer Science, Krakow; ^(b)Marian Smoluchowski Institute of Physics, Jagiellonian University, Krakow; Poland.

⁸⁷Institute of Nuclear Physics Polish Academy of Sciences, Krakow; Poland.

⁸⁸Faculty of Science, Kyoto University, Kyoto; Japan.

⁸⁹Research Center for Advanced Particle Physics and Department of Physics, Kyushu University, Fukuoka ; Japan.

⁹⁰L2IT, Université de Toulouse, CNRS/IN2P3, UPS, Toulouse; France.

⁹¹Instituto de Física La Plata, Universidad Nacional de La Plata and CONICET, La Plata; Argentina.

⁹²Physics Department, Lancaster University, Lancaster; United Kingdom.

⁹³Oliver Lodge Laboratory, University of Liverpool, Liverpool; United Kingdom.

⁹⁴Department of Experimental Particle Physics, Jožef Stefan Institute and Department of Physics, University of Ljubljana, Ljubljana; Slovenia.

⁹⁵School of Physics and Astronomy, Queen Mary University of London, London; United Kingdom.

⁹⁶Department of Physics, Royal Holloway University of London, Egham; United Kingdom.

⁹⁷Department of Physics and Astronomy, University College London, London; United Kingdom.

⁹⁸Louisiana Tech University, Ruston LA; United States of America.

⁹⁹Fysiska institutionen, Lunds universitet, Lund; Sweden.

¹⁰⁰Departamento de Física Teórica C-15 and CIAFF, Universidad Autónoma de Madrid, Madrid; Spain.

¹⁰¹Institut für Physik, Universität Mainz, Mainz; Germany.

¹⁰²School of Physics and Astronomy, University of Manchester, Manchester; United Kingdom.

¹⁰³CPPM, Aix-Marseille Université, CNRS/IN2P3, Marseille; France.

¹⁰⁴Department of Physics, University of Massachusetts, Amherst MA; United States of America.

¹⁰⁵Department of Physics, McGill University, Montreal QC; Canada.

¹⁰⁶School of Physics, University of Melbourne, Victoria; Australia.

¹⁰⁷Department of Physics, University of Michigan, Ann Arbor MI; United States of America.

¹⁰⁸Department of Physics and Astronomy, Michigan State University, East Lansing MI; United States of America.

¹⁰⁹Group of Particle Physics, University of Montreal, Montreal QC; Canada.

¹¹⁰Fakultät für Physik, Ludwig-Maximilians-Universität München, München; Germany.

¹¹¹Max-Planck-Institut für Physik (Werner-Heisenberg-Institut), München; Germany.

¹¹²Graduate School of Science and Kobayashi-Maskawa Institute, Nagoya University, Nagoya; Japan.

¹¹³Department of Physics and Astronomy, University of New Mexico, Albuquerque NM; United States of America.

¹¹⁴Institute for Mathematics, Astrophysics and Particle Physics, Radboud University/Nikhef, Nijmegen; Netherlands.

- ¹¹⁵Nikhef National Institute for Subatomic Physics and University of Amsterdam, Amsterdam; Netherlands.
- ¹¹⁶Department of Physics, Northern Illinois University, DeKalb IL; United States of America.
- ¹¹⁷(^a)New York University Abu Dhabi, Abu Dhabi;(^b)United Arab Emirates University, Al Ain; United Arab Emirates.
- ¹¹⁸Department of Physics, New York University, New York NY; United States of America.
- ¹¹⁹Ochanomizu University, Otsuka, Bunkyo-ku, Tokyo; Japan.
- ¹²⁰Ohio State University, Columbus OH; United States of America.
- ¹²¹Homer L. Dodge Department of Physics and Astronomy, University of Oklahoma, Norman OK; United States of America.
- ¹²²Department of Physics, Oklahoma State University, Stillwater OK; United States of America.
- ¹²³Palacký University, Joint Laboratory of Optics, Olomouc; Czech Republic.
- ¹²⁴Institute for Fundamental Science, University of Oregon, Eugene, OR; United States of America.
- ¹²⁵Graduate School of Science, Osaka University, Osaka; Japan.
- ¹²⁶Department of Physics, University of Oslo, Oslo; Norway.
- ¹²⁷Department of Physics, Oxford University, Oxford; United Kingdom.
- ¹²⁸LPNHE, Sorbonne Université, Université Paris Cité, CNRS/IN2P3, Paris; France.
- ¹²⁹Department of Physics, University of Pennsylvania, Philadelphia PA; United States of America.
- ¹³⁰Department of Physics and Astronomy, University of Pittsburgh, Pittsburgh PA; United States of America.
- ¹³¹(^a)Laboratório de Instrumentação e Física Experimental de Partículas - LIP, Lisboa;(^b)Departamento de Física, Faculdade de Ciências, Universidade de Lisboa, Lisboa;(^c)Departamento de Física, Universidade de Coimbra, Coimbra;(^d)Centro de Física Nuclear da Universidade de Lisboa, Lisboa;(^e)Departamento de Física, Universidade do Minho, Braga;(^f)Departamento de Física Teórica y del Cosmos, Universidad de Granada, Granada (Spain);(^g)Departamento de Física, Instituto Superior Técnico, Universidade de Lisboa, Lisboa; Portugal.
- ¹³²Institute of Physics of the Czech Academy of Sciences, Prague; Czech Republic.
- ¹³³Czech Technical University in Prague, Prague; Czech Republic.
- ¹³⁴Charles University, Faculty of Mathematics and Physics, Prague; Czech Republic.
- ¹³⁵Particle Physics Department, Rutherford Appleton Laboratory, Didcot; United Kingdom.
- ¹³⁶IRFU, CEA, Université Paris-Saclay, Gif-sur-Yvette; France.
- ¹³⁷Santa Cruz Institute for Particle Physics, University of California Santa Cruz, Santa Cruz CA; United States of America.
- ¹³⁸(^a)Departamento de Física, Pontificia Universidad Católica de Chile, Santiago;(^b)Millennium Institute for Subatomic physics at high energy frontier (SAPHIR), Santiago;(^c)Instituto de Investigación Multidisciplinario en Ciencia y Tecnología, y Departamento de Física, Universidad de La Serena;(^d)Universidad Andres Bello, Department of Physics, Santiago;(^e)Instituto de Alta Investigación, Universidad de Tarapacá, Arica;(^f)Departamento de Física, Universidad Técnica Federico Santa María, Valparaíso; Chile.
- ¹³⁹Department of Physics, University of Washington, Seattle WA; United States of America.
- ¹⁴⁰Department of Physics and Astronomy, University of Sheffield, Sheffield; United Kingdom.
- ¹⁴¹Department of Physics, Shinshu University, Nagano; Japan.
- ¹⁴²Department Physik, Universität Siegen, Siegen; Germany.
- ¹⁴³Department of Physics, Simon Fraser University, Burnaby BC; Canada.
- ¹⁴⁴SLAC National Accelerator Laboratory, Stanford CA; United States of America.
- ¹⁴⁵Department of Physics, Royal Institute of Technology, Stockholm; Sweden.
- ¹⁴⁶Departments of Physics and Astronomy, Stony Brook University, Stony Brook NY; United States of

America.

¹⁴⁷Department of Physics and Astronomy, University of Sussex, Brighton; United Kingdom.

¹⁴⁸School of Physics, University of Sydney, Sydney; Australia.

¹⁴⁹Institute of Physics, Academia Sinica, Taipei; Taiwan.

¹⁵⁰(^a) E. Andronikashvili Institute of Physics, Iv. Javakhishvili Tbilisi State University, Tbilisi; (^b) High Energy Physics Institute, Tbilisi State University, Tbilisi; (^c) University of Georgia, Tbilisi; Georgia.

¹⁵¹Department of Physics, Technion, Israel Institute of Technology, Haifa; Israel.

¹⁵²Raymond and Beverly Sackler School of Physics and Astronomy, Tel Aviv University, Tel Aviv; Israel.

¹⁵³Department of Physics, Aristotle University of Thessaloniki, Thessaloniki; Greece.

¹⁵⁴International Center for Elementary Particle Physics and Department of Physics, University of Tokyo, Tokyo; Japan.

¹⁵⁵Department of Physics, Tokyo Institute of Technology, Tokyo; Japan.

¹⁵⁶Department of Physics, University of Toronto, Toronto ON; Canada.

¹⁵⁷(^a) TRIUMF, Vancouver BC; (^b) Department of Physics and Astronomy, York University, Toronto ON; Canada.

¹⁵⁸Division of Physics and Tomonaga Center for the History of the Universe, Faculty of Pure and Applied Sciences, University of Tsukuba, Tsukuba; Japan.

¹⁵⁹Department of Physics and Astronomy, Tufts University, Medford MA; United States of America.

¹⁶⁰Department of Physics and Astronomy, University of California Irvine, Irvine CA; United States of America.

¹⁶¹University of Sharjah, Sharjah; United Arab Emirates.

¹⁶²Department of Physics and Astronomy, University of Uppsala, Uppsala; Sweden.

¹⁶³Department of Physics, University of Illinois, Urbana IL; United States of America.

¹⁶⁴Instituto de Física Corpuscular (IFIC), Centro Mixto Universidad de Valencia - CSIC, Valencia; Spain.

¹⁶⁵Department of Physics, University of British Columbia, Vancouver BC; Canada.

¹⁶⁶Department of Physics and Astronomy, University of Victoria, Victoria BC; Canada.

¹⁶⁷Fakultät für Physik und Astronomie, Julius-Maximilians-Universität Würzburg, Würzburg; Germany.

¹⁶⁸Department of Physics, University of Warwick, Coventry; United Kingdom.

¹⁶⁹Waseda University, Tokyo; Japan.

¹⁷⁰Department of Particle Physics and Astrophysics, Weizmann Institute of Science, Rehovot; Israel.

¹⁷¹Department of Physics, University of Wisconsin, Madison WI; United States of America.

¹⁷²Fakultät für Mathematik und Naturwissenschaften, Fachgruppe Physik, Bergische Universität Wuppertal, Wuppertal; Germany.

¹⁷³Department of Physics, Yale University, New Haven CT; United States of America.

^a Also Affiliated with an institute covered by a cooperation agreement with CERN.

^b Also at An-Najah National University, Nablus; Palestine.

^c Also at Borough of Manhattan Community College, City University of New York, New York NY; United States of America.

^d Also at Center for High Energy Physics, Peking University; China.

^e Also at Center for Interdisciplinary Research and Innovation (CIRI-AUTH), Thessaloniki; Greece.

^f Also at Centro Studi e Ricerche Enrico Fermi; Italy.

^g Also at CERN, Geneva; Switzerland.

^h Also at Département de Physique Nucléaire et Corpusculaire, Université de Genève, Genève; Switzerland.

ⁱ Also at Departament de Física de la Universitat Autònoma de Barcelona, Barcelona; Spain.

^j Also at Department of Financial and Management Engineering, University of the Aegean, Chios; Greece.

^k Also at Department of Physics, California State University, Sacramento; United States of America.

- ^l Also at Department of Physics, King's College London, London; United Kingdom.
- ^m Also at Department of Physics, Stanford University, Stanford CA; United States of America.
- ⁿ Also at Department of Physics, Stellenbosch University; South Africa.
- ^o Also at Department of Physics, University of Fribourg, Fribourg; Switzerland.
- ^p Also at Department of Physics, University of Thessaly; Greece.
- ^q Also at Department of Physics, Westmont College, Santa Barbara; United States of America.
- ^r Also at Hellenic Open University, Patras; Greece.
- ^s Also at Institutio Catalana de Recerca i Estudis Avancats, ICREA, Barcelona; Spain.
- ^t Also at Institut für Experimentalphysik, Universität Hamburg, Hamburg; Germany.
- ^u Also at Institute for Nuclear Research and Nuclear Energy (INRNE) of the Bulgarian Academy of Sciences, Sofia; Bulgaria.
- ^v Also at Institute of Applied Physics, Mohammed VI Polytechnic University, Ben Guerir; Morocco.
- ^w Also at Institute of Particle Physics (IPP); Canada.
- ^x Also at Institute of Physics and Technology, Mongolian Academy of Sciences, Ulaanbaatar; Mongolia.
- ^y Also at Institute of Physics, Azerbaijan Academy of Sciences, Baku; Azerbaijan.
- ^z Also at Institute of Theoretical Physics, Ilia State University, Tbilisi; Georgia.
- ^{aa} Also at Lawrence Livermore National Laboratory, Livermore; United States of America.
- ^{ab} Also at National Institute of Physics, University of the Philippines Diliman (Philippines); Philippines.
- ^{ac} Also at Technical University of Munich, Munich; Germany.
- ^{ad} Also at The Collaborative Innovation Center of Quantum Matter (CICQM), Beijing; China.
- ^{ae} Also at TRIUMF, Vancouver BC; Canada.
- ^{af} Also at Università di Napoli Parthenope, Napoli; Italy.
- ^{ag} Also at University of Colorado Boulder, Department of Physics, Colorado; United States of America.
- ^{ah} Also at Washington College, Chestertown, MD; United States of America.
- ^{ai} Also at Yeditepe University, Physics Department, Istanbul; Türkiye.
- * Deceased