



## In-beam performance of a Resistive Plate Chamber operated with eco-friendly gas mixtures

L. Quaglia<sup>a, b, \*</sup>, on behalf of the ALICE and RPC ECOgas@GIF++ collaborations., The RPC ECOgas@GIF++ collaboration:, M. Abbrescia<sup>f, c</sup>, G. Aielli<sup>u</sup>, R. Aly<sup>c, h</sup>, M.C. Arena<sup>q</sup>, M. Barroso<sup>k</sup>, L. Benussi<sup>d</sup>, S. Bianco<sup>d</sup>, D. Boscherini<sup>g</sup>, F. Bordon<sup>p</sup>, A. Bruni<sup>g</sup>, S. Buontempo<sup>r</sup>, M. Busato<sup>p</sup>, P. Camarri<sup>u</sup>, R. Cardarelli<sup>m</sup>, L. Congedo<sup>c</sup>, D. De Jesus Damiao<sup>k</sup>, M. De Serio<sup>f, c</sup>, A. Di Ciaccio<sup>u</sup>, L. Di Stante<sup>u</sup>, P. Dupieux<sup>n</sup>, J. Eysermans<sup>s</sup>, A. Ferretti<sup>l, a</sup>, G. Galati<sup>f, c</sup>, M. Gagliardi<sup>l, a</sup>, R. Guida<sup>p</sup>, G. Iaselli<sup>b, c</sup>, B. Joly<sup>n</sup>, S.A. Juks<sup>x</sup>, K.S. Lee<sup>w</sup>, B. Liberti<sup>m</sup>, D. Lucero Ramirez<sup>v</sup>, B. Mandelli<sup>p</sup>, S.P. Manen<sup>n</sup>, L. Massa<sup>g</sup>, A. Pastore<sup>c</sup>, E. Pastori<sup>m</sup>, D. Piccolo<sup>d</sup>, L. Pizzimento<sup>m</sup>, A. Polini<sup>g</sup>, G. Proto<sup>m</sup>, G. Pugliese<sup>b, c</sup>, D. Ramos<sup>b, c</sup>, G. Rigoletti<sup>p</sup>, A. Rocchi<sup>m</sup>, M. Romano<sup>g</sup>, A. Samalan<sup>j</sup>, P. Salvini<sup>i</sup>, R. Santonico<sup>u</sup>, G. Saviano<sup>e</sup>, M. Sessa<sup>m</sup>, S. Simone<sup>f, c</sup>, L. Terlizzi<sup>l, a</sup>, M. Tytgat<sup>i, t</sup>, E. Vercellin<sup>l, a</sup>, M. Verzeroli<sup>o</sup>, N. Zaganidis<sup>v</sup>

<sup>a</sup> INFN Sezione di Torino, Via P. Giuria 1, Torino, 10125, Italy

<sup>b</sup> Politecnico di Bari, Dipartimento Interateneo di Fisica, via Amendola 173, Bari, 70125, Italy

<sup>c</sup> INFN Sezione di Bari, Via E. Orabona 4, Bari, 70125, Italy

<sup>d</sup> INFN - Laboratori Nazionali di Frascati, Via Enrico Fermi 54, Frascati (Roma), 00044, Italy

<sup>e</sup> Sapienza Università di Roma, Dipartimento di Ingegneria Chimica Materiali Ambiente, Piazzale Aldo Moro 5, Roma, 00185, Italy

<sup>f</sup> Università degli studi di Bari, Dipartimento Interateneo di Fisica, Via Amendola 173, Bari, 70125, Italy

<sup>g</sup> INFN Sezione di Bologna, Via C. Berti Pichat 4/2, Bologna, 40127, Italy

<sup>h</sup> Helwan University, Helwan, Cairo Governorate, 4037120, Egypt

<sup>i</sup> INFN Sezione di Pavia, Via A. Bassi 6, Pavia, 27100, Italy

<sup>j</sup> Ghent University, Department of Physics and Astronomy, Proeftuinstraat 86, Ghent, B-9000, Belgium

<sup>k</sup> Universidade do Estado do Rio de Janeiro, R. São Francisco Xavier, 524, Maracanã, Rio de Janeiro - RJ, 20550-013, Brazil

<sup>l</sup> Università degli studi di Torino, Dipartimento di Fisica, Via P. Giuria 1, Torino, 10125, Italy

<sup>m</sup> INFN Sezione di Roma Tor Vergata, Via della Ricerca Scientifica 1, Roma, 00133, Italy

<sup>n</sup> Clermont Université, Université Blaise Pascal, CNRS/IN2P3, Laboratoire de Physique Corpusculaire, BP 10448, Clermont-Ferrand, F-63000, France

<sup>o</sup> Université Claude Bernard Lyon I, 43 Bd du 11 Novembre 1918, Villeurbanne, 69100, France

<sup>p</sup> CERN, Espl. des Particules 1, Meyrin, 1211, Switzerland

<sup>q</sup> Università degli studi di Pavia, Corso Strada Nuova 65, Pavia, 27100, Italy

<sup>r</sup> INFN Sezione di Napoli, Complesso universitario di Monte S. Angelo ed. 6 Via Cintia, Napoli, 80126, Italy

<sup>s</sup> Massachusetts Institute of Technology, 77 Massachusetts Ave, Cambridge, MA, 02139, USA

<sup>t</sup> Vrije Universiteit Brussel (VUB-ELEM), Department of Physics, Pleinlaan 2, Brussels, 1050, Belgium

<sup>u</sup> Università degli studi di Roma Tor Vergata, Dipartimento di Fisica, Via della Ricerca Scientifica 1, Roma, 00133, Italy

<sup>v</sup> Universidad Iberoamericana, Dept. de Física y Matemáticas, Mexico City, 01210, Mexico

<sup>w</sup> Korea University, 145 Anam-ro, Seongbuk-gu, Seoul, Republic of Korea

<sup>x</sup> Université Paris-Saclay, 3 rue Joliot Curie, Bâtiment Breguet, Gif-sur-Yvette, 91190, France

### ARTICLE INFO

#### Keywords:

Resistive plate chambers  
Beam test  
Eco-friendly gas mixtures

### ABSTRACT

ALICE (A Large Ion Collider Experiment) studies the Quark-Gluon Plasma (QGP): a deconfined state of nuclear matter obtained in ultra-relativistic heavy-ion collisions. One of the key probes for QGP characterization is the study of quarkonia and open heavy flavor production, of which ALICE exploits the muonic decay. In particular, a set of Resistive Plate Chambers (RPCs), placed in the forward rapidity region of the ALICE detector, is used for muon identification purposes.

The correct operation of these detectors is ensured by the choice of the proper gas mixture. Currently they are operated with a mixture of C<sub>2</sub>H<sub>2</sub>F<sub>4</sub>, i-C<sub>4</sub>H<sub>10</sub> and SF<sub>6</sub> but, starting from 2017, new EU regulations have

\* Corresponding author.

E-mail address: [luca.quaglia@cern.ch](mailto:luca.quaglia@cern.ch) (L. Quaglia).

<https://doi.org/10.1016/j.nima.2024.169672>

Received 7 December 2023; Received in revised form 9 July 2024; Accepted 28 July 2024

Available online 2 August 2024

0168-9002/© 2024 The Author(s). Published by Elsevier B.V. This is an open access article under the CC BY license (<http://creativecommons.org/licenses/by/4.0/>).

enforced a progressive phase-out of  $C_2H_2F_4$  because of its large Global Warming Potential (GWP), which is making it difficult and costly to purchase. Moreover, CERN asked LHC experiments to reduce greenhouse gases emissions, to which RPC operation contributes significantly.

A possible candidate for  $C_2H_2F_4$  replacement is the  $C_3H_2F_4$  (diluted with other gases, such as  $CO_2$ ), which has been extensively tested using cosmic muons. Promising gas mixtures have been devised; the next crucial steps are the detailed in-beam characterization of such mixtures as well as the study of their performance under increasing irradiation levels.

This contribution will describe the methodology and results of beam tests carried out at the CERN Gamma Irradiation Facility (equipped with a high activity  $^{137}Cs$  source and muon beam) with an ALICE-like RPC prototype, operated with several mixtures with varying proportions of  $CO_2$ ,  $C_3H_2F_4$ ,  $i-C_4H_{10}$  and  $SF_6$ . Absorbed currents, efficiencies, prompt charges, cluster sizes, time resolutions and rate capabilities will be presented, both from digitized (for detailed shape and charge analysis) and discriminated (using the same front-end electronics as employed in ALICE) signals.

## 1. Introduction

A Large Ion Collider Experiment (ALICE) [1] is one of the four main LHC experiments. Its main goal is the study of the Quark Gluon plasma (QGP) in heavy-ion collisions. One of the exploited signatures for QGP studies in ALICE is the suppression of quarkonia (bound states of heavy quarks and corresponding anti-quark) production [2]. ALICE studies their dimuon decays using its forward muon spectrometer [3] and the Resistive Plate Chambers (RPCs), main subject of this contribution, are employed to identify the muons among all the particles crossing the spectrometer since they are located downstream of a hadron filter which absorbs any hadron traversing the muon spectrometer (hence the name Muon Identifier, MID)

RPCs are gaseous detectors with planar geometry and resistive electrodes. In the case of the ALICE MID, they have a 2 mm single gas gap and 2 mm thick bakelite electrodes ( $\rho \approx 10^9-10^{10} \Omega\cdot cm$ ); they are readout by two perpendicular copper strips planes and they employ the FEERIC front-end electronics [4]. The RPCs are operated in maxi-avalanche mode, with a mixture of 89.7%  $C_2H_2F_4$ , 10%  $i-C_4H_{10}$  and 0.3%  $SF_6$  and, although this mixture satisfies all the performance requirements, it contains a high fraction of fluorinated greenhouse gases (F-gases/GHG) ( $C_2H_2F_4$  and  $SF_6$ ).

Starting from 2017, new EU regulations [5] have imposed a progressive phase-down in the production and usage of these gases, leading to an increase of cost and reduction in availability. For this reason, CERN has adopted a policy of F-gases reduction. Since RPCs represent a significant fraction of the total GHG-gases emission of the LHC experiments, it is of the utmost importance to search for more eco-friendly RPC gas mixtures. The first efforts are concentrated on the replacement of  $C_2H_2F_4$  using a gas known as *tetrafluoropropene* ( $C_3H_2F_4$ ) diluted with other gases to lower the detector working voltage [6–9]. Promising gas mixtures have been identified by different research groups and their complete characterization in controlled data-taking environments (such as beam tests), as well as the study of the detectors long-term behavior when operated with low-GWP gas mixtures is now needed.

To this aim, the RPC ECOgas@GIF++ collaboration [10] (between ALICE, ATLAS, CMS, SHiP/LHCb and the CERN EP-DT group) was created to join forces among RPC experts of the different LHC experiments to share knowledge and manpower. Each group provided a detector prototype to be installed in a common support and the results shown hereafter have been obtained with the detector provided by the ALICE RPC group.

This contribution is divided as follows: Section 2 contains a description of the experimental setup and the methodology used in the data-taking, Section 3 reports the main results obtained from a beam test campaign where mixtures with different HFO/ $CO_2$  ratios have been beam-tested. Lastly, Section 4 is dedicated to the conclusion and to possible outlooks for the future of this work.

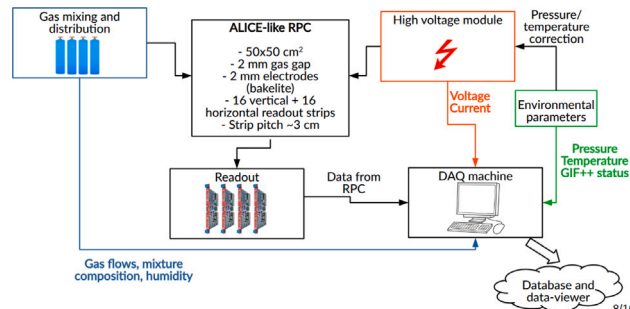


Fig. 1. Sketch of the experimental setup installed in GIF++ (a detailed description of each component is reported in the text).

## 2. Experimental setup

The experimental setup is located at the CERN Gamma Irradiation Facility (GIF++) [11], installed on the H4 secondary beam line of the CERN SPS. This facility is equipped with a high activity ( $\sim 12.5$  TBq)  $^{137}Cs$  source and, in dedicated beam time periods, it is exposed to a high energy ( $\sim 150$  GeV) muon beam. The source can either be used to produce a high background radiation on the detector, simulating long operation periods in shorter time-spans (years in  $\sim$ months) or it can be combined with the muon beam to study the detector performance under varying background levels.

The  $\gamma$  radiation can be attenuated by means of lead filters and a total of 27 combinations can be obtained. The attenuation is measured with a pure number, which ranges from 1 to 46,000 (maximum and minimum irradiation respectively). Moreover, the source can be fully shielded, allowing one to access the irradiation zone and to study the detector behavior without background radiation.

The ALICE detector is  $50 \times 50$  cm<sup>2</sup> ALICE-like RPC prototype (made with the same construction process as well as with the same features as a real-life MID RPC). It is equipped with two perpendicular planes of 16 strips each (with a pitch of  $\approx 3$  cm). Fig. 1 reports a sketch of the experimental setup. Its main components are: the gas mixing and distribution system (4 Mass Flow Controllers to regulate the flow of each gas mixture component and a humidifier to add water vapour to the mixture, up to 40% relative humidity), the high voltage system (a CAEN SY1527 mainframe<sup>1</sup> and A1526P<sup>2</sup> high voltage board), the readout system, which can either be VME TDCs<sup>3</sup> coupled with the ALICE MID front-end discriminators (FEERIC) [4] or a CAEN digitizer<sup>4</sup> directly connected to the readout strips. Lastly, the DAQ machine

<sup>1</sup> <https://www.caen.it/subfamilies/mainframes/>.

<sup>2</sup> <https://www.caen.it/products/a1526/>.

<sup>3</sup> V1190 with 128 input channels and time resolution of 100 ps.

<sup>4</sup> DT5742, 16 input channels, 12 bit resolution and 1, 2.5 and 5 Gs/s sampling rate.

Table 1

Composition of the gas mixtures used in the tests described.

Name	C <sub>2</sub> H <sub>2</sub> F <sub>4</sub> %	HFO %	CO <sub>2</sub> %	i-C <sub>4</sub> H <sub>10</sub> %	SF <sub>6</sub> %
STD	95.2	0	0	4.5	0.3
MIX0	0	0	95	4	1
MIX1	0	10	85	4	1
MIX2	0	20	75	4	1
MIX3	0	25	69	5	1
MIX4	0	30	65	4	1
MIX5	0	35	60	4	1
MIX6	0	40	55	4	1

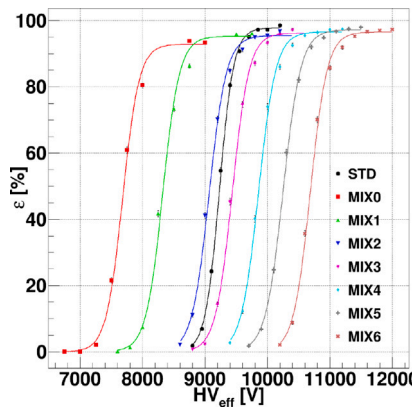


Fig. 2. Efficiency as a function of the effective high voltage without gamma background. Results obtained when the readout strips are coupled directly to the digitizer.

supervising the whole data-taking procedure (as well as the continuous logging of relevant environmental parameters) is also shown in the figure.

A total of seven low-GWP candidate mixtures has been tested, together with the mixture currently employed by CMS for reference. Table 1 reports the composition of the different beam-tested gas mixtures (MIX0-6 for the low-GWP and STD for the reference one).

### 3. Results

Section 3.1 describes the RPC response to the muon beam in the absence of  $\gamma$  background (source-off) while Section 3.2 reports the results for varying levels of  $\gamma$  background (source-on)

#### 3.1. Source-off results

The first parameter that has been studied in the beam test is the RPC efficiency without any gamma background from the <sup>137</sup>Cs source. This value has been computed using both the digitizer and the FEERIC front-end electronics. Fig. 2 shows the efficiency curves obtained when the digitizer was used. In this case, the threshold was set on the signal amplitude. A time interval where no muon signal is expected was identified as the “noise window” and the RMS of the signal amplitude was calculated in this interval. Then, if the signal amplitude, in a time region where a muon-induced signal is expected, is above five times the RMS calculated earlier (which usually translates to  $\approx 1.5$  mV), the RPC is considered efficient. Fig. 3 reports the efficiency trend when the FEERIC front-end electronics are used in combination with the VME TDCs (in this case only the STD and two of the seven mentioned low-GWP mixtures have been tested), the threshold was set to  $\approx 150$  fC before amplification. In general, the efficiency is calculated as the ratio between the number of signals above the thresholds and the total number of muon triggers.

Note that the efficiency is shown as a function of the *effective* high voltage ( $HV_{eff}$ ), i.e. the voltage corrected for temperature and pressure

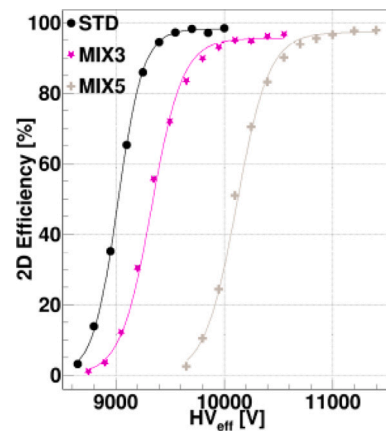


Fig. 3. Efficiency as a function of the effective high voltage without gamma background. Results obtained when the readout strips are connected to the FEERIC discriminators.

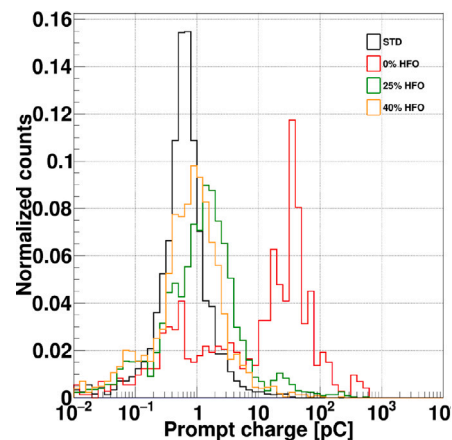


Fig. 4. Prompt charge distributions at the  $HV_{eff}$  closest to the estimated WP for selected gas mixtures.

variations, to keep the gain constant, according to the formula reported in [12].

In both cases, the efficiency curves have been interpolated using the logistic function, reported in Eq. (1)

$$\epsilon(HV) = \frac{\epsilon_{max}}{1 + e^{-\lambda(HV - HV_{50})}} \quad (1)$$

where  $\epsilon_{max}$  represents the maximum asymptotic efficiency reached by the detector,  $\lambda$  is related to the steepness of the curve and  $HV_{50}$  is the voltage where the efficiency reaches 50% of its maximum. These parameters are used to extract the working point (WP, i.e. the voltage which grants full efficiency) as  $WP = \frac{\log(19)}{\lambda} + HV_{50} + 150$  V, according to [12].

By looking at both Figs. 2 and 3, one sees that if the HFO concentration increases, so does the WP ( $\approx 1$  kV for every 10% HFO added to the mixture). Moreover, the plateau efficiency reaches lower values if the HFO concentration is below 20%. This could probably be explained by the lower number of primary electron-ion pairs produced by a MIP crossing CO<sub>2</sub> with respect to crossing C<sub>2</sub>H<sub>2</sub>F<sub>4</sub> [13].

Another useful quantity, which can be computed when the RPC analog signals are directly sent to a digitizer, and the full waveform of each hit is saved, is the signal prompt charge. This quantity is the time integral of the waveform and it has been computed following the procedure described in [14]. Fig. 4 shows the distribution of this quantity at the  $HV_{eff}$  closest to the WP estimated earlier.

In general, two distinct populations (separated at the  $\approx 20$  pC) can be observed; the one below 20 pC represents the avalanche signals

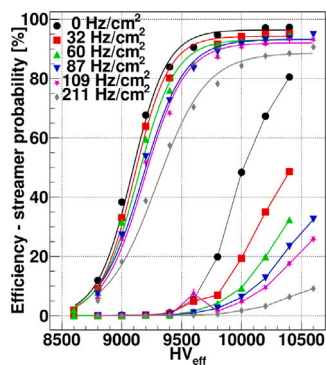


Fig. 5. Efficiency and large signal contamination as a function of the effective high voltage for increasing  $\gamma$  background rates for the MIX2 mixture.

(with smaller charge content) while the one above refers to the, so-called, streamers (larger signals due to avalanche degeneration). The STD gas mixture (in black) shows a single, well-defined peak and almost no streamers. For what concerns the low-GWP mixtures, one sees that for lower HFO concentrations the avalanche peak is shifted towards higher values and the amount of streamers is higher (this translates to an increase of the absorbed current of  $\approx 1.6/1.7$  times with respect to the STD gas mixture). If the HFO concentration is increased (going from MIX0 to MIX6) the avalanche peak moves towards smaller values and the number of streamers also decreases, this is due to a quenching effect of more HFO in the mixture.

### 3.2. Source-on results

The study of the RPC response to the muon beam, when exposed to a high intensity photon flux from the  $^{137}\text{Cs}$  source, is useful to simulate real-life operating conditions at the LHC. The expected background rate for the MID RPCs, during LHC Run 3 and 4, is  $\approx 100$  Hz/cm $^2$  [15], for the most exposed RPC during the Pb-Pb data-taking periods.

Fig. 5 shows the efficiency (measured using the digitizer), as well as the streamer contamination (calculated as the ratio between the number of signals with a charge above 20 pC and the total number of signals), as a function of  $HV_{eff}$  for the MIX2 mixture, at increasing levels of  $\gamma$  background (from 0 up to 200 Hz/cm $^2$ )

Three main effects can be pointed out: if the  $\gamma$  background increases, the efficiency curves tend to shift towards higher voltages, the plateau efficiency decreases and the streamer contamination is reduced. A possible explanation for this effect is that, when the  $\gamma$  background increases, so does the current absorbed by the RPC. This current flows through all the detector elements, including the resistive electrodes. When it does so, it leads to an ohmic voltage drop across them, leading to a decrease of the high voltage effectively applied to the gas, hence to a lower gain. All the three effects highlighted earlier seem to point to a gain decrease.

Since the current-induced voltage drop is ohmic, one can calculate it as the product between the resistance of the electrodes and the flowing current. The latter is measured during data-taking while the former can be estimated using the Ar method [16]. Using those quantities one can calculate the actual HV applied to the gas as:  $HV_{gas} = HV - R \times I$  where HV is the high voltage measured, R is the electrodes resistance and I the flowing current.

Fig. 6 shows the efficiency and large signal (streamer) probability as a function of  $HV_{gas}$  and one can see how the curves are now superimposed (the same is true also for other mixtures, as reported in [14]).

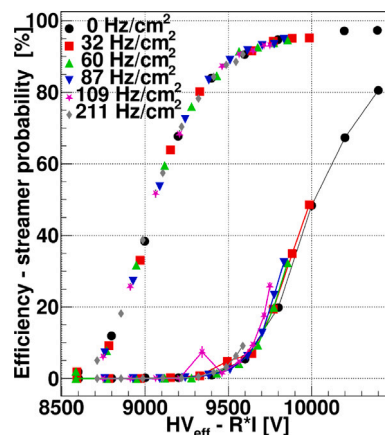


Fig. 6. Efficiency and large signal contamination as a function of actual high voltage applied to the gas, for increasing  $\gamma$  background rates for the MIX2 mixture.

## 4. Conclusions and outlook

Several low-GWP mixtures, where  $\text{C}_2\text{H}_2\text{F}_4$  is replaced with different ratios of HFO/ $\text{CO}_2$  have been beam-tested at the CERN GIF++. First of all, the working point of the detectors increases by  $\sim 1$  kV for every 10% HFO added to the mixture; secondly, the large signal contamination decreases if the HFO concentration increases; mixtures with 30–40% HFO provide values of streamer contamination similar to the ones given by the STD gas mixture, but streamers grow faster for voltages above the WP, reducing the safe operating region.

When exposed to gamma background, the efficiency curves shift to higher voltages and the maximum efficiency decreases (these observations can be explained by the current-induced voltage drop on the bakelite electrodes). In particular, for ALICE-like background rates ( $\approx 100$  Hz/cm $^2$ ) the efficiency drop is  $\sim 1$  percentage point (pp) for the standard gas mixture and  $\sim 3$ –4 pp for the low-GWP alternatives.

The results obtained from the beam tests are promising and a long-term aging test is now ongoing at GIF++, in order to study the stability of the detector response when operated for a long time with low-GWP alternatives (preliminary results of these studies are reported in [17]).

### Declaration of competing interest

The authors declare that they have no known competing financial interests or personal relationships that could have appeared to influence the work reported in this paper.

### Funding

This work is part of the AIDA Innova project, which received funding from the European Union's Horizon 2020 Research and Innovation programme under GA n.101004761. In particular, this work is part of the Working Package 7.2 (Multigap RPCs (MRPCs) for fast timing and Eco-friendly gas mixtures for RPCs)

### References

- [1] ALICE collaboration, ALICE: Technical proposal for a large ion collider experiment at the CERN LHC, LHC technical proposal. ALICE, 1995, <https://cds.cern.ch/record/293391>.
- [2] T. Matsui, H. Satz,  $J/\psi$  Suppression by Quark-Gluon plasma formation, Phys. Lett. B 178 (1986) 416–422, [http://dx.doi.org/10.1016/0370-2693\(86\)91404-8](http://dx.doi.org/10.1016/0370-2693(86)91404-8).
- [3] ALICE collaboration, ALICE technical design report of the dimuon forward spectrometer, CERN/LHCC 99-22, 1999.
- [4] S. Manen, et al., FEERIC, a very-front-end ASIC for the ALICE muon trigger resistive plate chambers, in: 2013 IEEE Conference, 2013, <http://dx.doi.org/10.1109/NSSMIC.2013.6829539>.
- [5] Council of European union, council regulation (EU) no 517/2014, 2014.

- [6] G. Proto, Study of the performance of the RPC detector with new eco-friendly gas mixtures, *Il nuovo Cimento C* (2021) <http://dx.doi.org/10.1393/ncc/i2021-21070-1>.
- [7] A. Bianchi, et al., Studies on tetrafluoropropene-based gas mixtures with low environmental impact for resistive plate chambers, *JINST* 15 (2020) C04039, <http://dx.doi.org/10.1088/1748-0221/15/04/C04039>.
- [8] G. Rigoletti, et al., Characterization of RPC detectors with LHC-like background radiation and new eco-friendly gas mixtures, *JINST* 15 (2020) C11003, <http://dx.doi.org/10.1088/1748-0221/15/11/C11003>.
- [9] L. Benussi, et al., A study of HFO-1234ze (1, 3, 3, 3-tetrafluoropropene) as an eco-friendly replacement in RPC detectors, *INFN-REPORT-INFN-14-14-LNF*, 2014, <https://arxiv.org/abs/1505.01648>.
- [10] RPC ECOgas@GIF++ collaboration, Eco-friendly resistive plate chambers for detectors in future HEP applications, *NIM-A* 1058 (2024) 168757, <http://dx.doi.org/10.1016/j.nima.2023.168757>.
- [11] D. Pfeiffer, et al., The radiation field in the Gamma irradiation facility GIF++ at CERN, *NIM A* 866 (2017) 91–103, <http://dx.doi.org/10.1016/j.nima.2017.05.045>.
- [12] M. Shah, et al., The CMS rpc detector performance and stability during LHC run-2, *JINST* 14 (2019) C11012, <http://dx.doi.org/10.1088/1748-0221/14/11/C11012>.
- [13] F. Sauli, Gaseous radiation detectors: Fundamentals and applications, Cambridge monographs on particle physics, in: *Nuclear Physics and Cosmology*, Cambridge University Press, 2014, <http://dx.doi.org/10.1017/CBO9781107337701>.
- [14] L. Quaglia, Development of Eco-Friendly Gas Mixtures for Resistive Plate Chambers (Ph.D. thesis), the University of Turin, 2023, <https://cds.cern.ch/record/2861614>.
- [15] A. Ferretti, The upgrade of the RPC-based ALICE muon trigger, *JINST* 14 (2019) C06011, <http://dx.doi.org/10.1088/1748-0221/14/06/C06011>.
- [16] G. Aielli, et al., Fluoride production in RPCs operated with F-compound gases, *Nuclear Phys. B* 158 (2006) 143–148, <http://dx.doi.org/10.1016/j.nuclphysb.2006.07.025>.
- [17] L. Quaglia, et al., Preliminary results on the long term operation of RPCs with eco-friendly gas mixtures under irradiation at the CERN Gamma irradiation facility, *EPJ Plus* (2024) submitted for publication.