

CERN-EP-2024-022  
2024/07/22

CMS-EXO-22-017

# Search for long-lived heavy neutral leptons decaying in the CMS muon detectors in proton-proton collisions at $\sqrt{s} = 13$ TeV

The CMS Collaboration\*

## Abstract

A search for heavy neutral leptons (HNLs) decaying in the CMS muon system is presented. A data sample is used corresponding to an integrated luminosity of  $138 \text{ fb}^{-1}$  of proton-proton collisions at  $\sqrt{s} = 13$  TeV, recorded at the CERN LHC in 2016–2018. Decay products of long-lived HNLs could interact with the shielding materials in the CMS muon system and create hadronic and electromagnetic showers detected in the muon chambers. This distinctive signature provides a unique handle to search for HNLs with masses below 4 GeV and proper decay lengths of the order of meters. The signature is sensitive to HNL couplings to all three generations of leptons. Candidate events are required to contain a prompt electron or muon originating from a vertex on the beam axis and a displaced shower in the muon chambers. No significant deviations from the standard model background expectation are observed. In the electron (muon) channel, the most stringent limits to date are set for HNLs in the mass range of 2.1–3.0 (1.9–3.3) GeV, reaching mixing matrix element squared values as low as  $8.6 (4.6) \times 10^{-6}$ .

*Published in Physical Review D as doi:10.1103/PhysRevD.110.012004.*



# 1 Introduction

The observation of neutrino oscillations [1–3] provides experimental evidence for nonzero neutrino masses [4]. Cosmological considerations [5, 6] and direct measurements [7] imply that the neutrino masses are much smaller than both the masses of other standard model (SM) fermions and the vacuum expectation value of the Higgs field, hinting at a different mechanism for generating masses of neutrinos compared with that for the masses of charged fermions.

One possible explanation of the nonzero neutrino masses is the existence of heavy neutral leptons (HNLs) with right-handed chirality, giving rise to the gauge-invariant mass terms for the SM neutrinos through the “seesaw” mechanism [8–15]. The HNLs are singlets with respect to the SM gauge groups and therefore do not interact with SM particles through the electroweak or strong interactions, but can be produced through mixing with the SM electron, muon, and  $\tau$  neutrinos [16–20]. There can be either distinct HNL particles and antiparticles [(pseudo) Dirac type], or the HNL can be its own antiparticle [Majorana type]. An HNL is characterized by its mass,  $m_N$ , and its mixing matrix elements  $V_{N\ell}$ , with  $\ell = e, \mu, \tau$ , respectively. The HNL lifetime is inversely proportional to  $m_N^5 |V_{N\ell}|^2$  [21], and HNLs can be macroscopically long-lived for sufficiently low values of mixing matrix elements. Models with HNLs are well motivated because they can explain the baryon asymmetry of the universe through  $CP$  violation in the HNL system [22, 23], provide a dark matter candidate [24], and explain the observed anomalous magnetic moment of the muon [25, 26].

Past searches for HNLs have covered a wide range of masses ranging from a few keV to several TeV [27–33]. At the CERN LHC, searches conducted by the ATLAS, CMS, and LHCb Collaborations [34–40] have targeted both prompt and long-lived HNL decays. The search presented in this paper focuses on HNLs with masses between 1 and 4 GeV. In this region, the most stringent prior limits for the muon (electron) mixing parameter  $|V_{N\mu}|^2$  ( $|V_{Ne}|^2$ ) have been set by the BEBC, CHARM and NuTeV experiments [27, 28, 30] below about 1.9 (2.1) GeV, and by the CMS searches [38, 41] for masses above 1.9 (2.1) GeV. The most stringent prior limits for the  $\tau$  mixing parameter  $|V_{N\tau}|^2$  have been set by the DELPHI and CHARM experiments [28, 29]. This search aims to extend the discovery reach towards the lowest values of  $|V_{N\ell}|^2$  achieved in the 1–4 GeV mass range.

In this paper, a search for Dirac and Majorana HNLs with mean proper decay lengths ( $c\tau_0$ ) in the range of 0.1–10 m is performed. A data sample collected by the CMS experiment in 2016–2018 and corresponding to an integrated luminosity of  $138 \text{ fb}^{-1}$  is used. An HNL that decays via a virtual  $W$  boson can result in a final state with two charged leptons and a neutrino, or one lepton and two quarks. Figure 1 shows the Feynman diagram for the production of an HNL via  $W$  boson decay, where the prompt lepton from the  $W$  boson decay originates from a vertex on the beam axis and serves as a clean signature for triggering. We search for HNL decays occurring within the muon detector system. The hadrons and electrons from the HNL decays, including those resulting from an intermediate  $\tau$  lepton, could produce a particle shower as they interact with the steel shielding material of the muon detectors. This process results in the striking signature of a localized high-multiplicity cluster of muon detector hits, referred to as a muon detector shower (MDS) object. Because of the macroscopic distance from the primary interaction point to the muon detectors and its large volume of geometric acceptance, this signature is sensitive to a large class of models involving long-lived particles (LLPs). It is uniquely sensitive to HNLs with  $c\tau_0$  in the range 0.1–10 m, extending the search sensitivity to unprecedentedly low mixing parameter values in the  $m_N$  range of 1–3 GeV. We follow an analysis strategy for MDS objects that is similar to one used by CMS in Ref. [42].

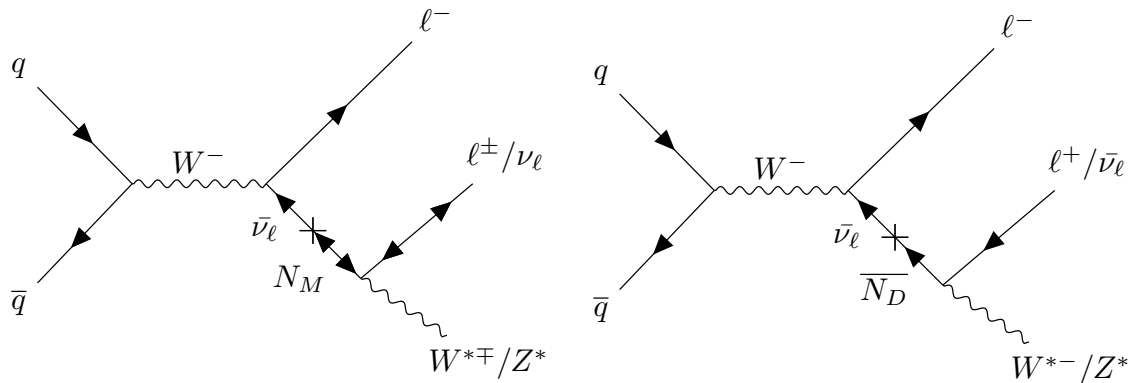


Figure 1: Feynman diagrams for the production of a Majorana HNL  $N_M$  (left) and a Dirac HNL  $\bar{N}_D$  (right) via a  $W^-$  boson decay and through its mixing with an SM neutrino of the same flavor. The prompt lepton from the  $W^-$  boson serves as a clean signature for triggering, whereas the decay products of the HNL are reconstructed as a cluster of muon detector hits.

The outline of the paper is as follows: a brief description of the CMS detector is given in Section 2. The data set and the simulated samples of events are detailed in Section 3, followed by a description of the event selection and categorization in Section 4. A description of the backgrounds and the method used to estimate them is given in Section 5. Sources of systematic uncertainty affecting the expected numbers of signal and background events are discussed in Section 6. The results and their interpretations are presented in Section 7, followed by a summary of the paper in Section 8. The numerical results of this paper can be found in its HEPData record [43].

## 2 The CMS detector

The central feature of the CMS detector is a superconducting solenoid of 6 m internal diameter, providing a magnetic field of 3.8 T. Within the solenoid volume are a silicon pixel and strip tracker, a lead tungstate crystal electromagnetic calorimeter (ECAL), and a brass and scintillator hadron calorimeter (HCAL), each composed of a barrel and two endcap sections. The ECAL consists of 75,848 lead tungstate crystals, which cover  $|\eta| < 1.48$  in the barrel region and  $1.48 < |\eta| < 3.00$  in the two endcap regions. The HCAL is composed of cells of width 0.087 in  $\eta$  and azimuth ( $\phi$ , in radians) for the region  $|\eta| < 1.74$ , progressively increasing to a maximum of 0.174 for larger values of  $|\eta|$ , along with the forward calorimeters extending the  $\eta$  coverage provided by the barrel and endcap detectors.

Muons are measured in the pseudorapidity range of  $|\eta| < 2.4$ , with detection planes embedded in the steel flux-return yoke outside the solenoid and made using three technologies: drift tubes (DTs), cathode strip chambers (CSCs), and resistive-plate chambers (RPCs).

The barrel DT detectors cover  $|\eta| < 1.2$  and are organized into four layers (“stations”), labeled MB1 to MB4. The stations are located approximately 4, 5, 6, and 7 m in radial distance ( $r$ ) from the interaction point. Each station is a concentric ring of chambers, interleaved with the layers of the steel flux-return yoke of the solenoid and is divided along the beamline axis ( $z$ ) into five wheels. In the first three stations, every DT chamber consists of three “superlayers” (SLs), each comprising four staggered layers of parallel DT cells, for a total of 12 layers. The innermost and outermost SLs measure the hit coordinate in the  $r\phi$  plane, and the central SL measures in the  $z$  direction, along the beamline. The fourth station (MB4) contains only two SLs measuring the

hit position in the  $r\phi$  plane. The DT cells are designed to provide a uniform electric field, such that the position of a traversing charged particle can be inferred from the measured arrival time and the constant drift velocity. Individual hits have a resolution of about  $600\ \mu\text{m}$  which can be improved to about  $260\ \mu\text{m}$  by incorporating information from hits in the same SL [44].

The CSC detectors cover  $0.9 < |\eta| < 2.4$  and comprise four stations in each endcap, labeled ME1 to ME4. Each station is a ring of chambers interleaved between two layers of steel-flux return yoke at approximately the same value of  $z$ . The stations are located approximately 7, 8, 9.5, and 10.5 m from the interaction point along the beamline axis on both ends of the detector. Each chamber consists of six layers containing cathode strips along the radial direction and anode wires perpendicular to the central strip. Position and timing measurements of traversing charged particles are extracted from the electrical signals on the anode wires and the cathode strips in each chamber, for which the typical resolutions are  $400\text{--}500\ \mu\text{m}$  and 5 ns.

The RPC detectors are placed alongside the DT and CSC detectors and are primarily designed to provide timing information for the muon trigger.

Events of interest are selected using a two-tiered trigger system. The first level, composed of custom hardware processors, uses information from the calorimeters and muon detectors to select events at a rate of around 100 kHz within a fixed latency of about  $4\ \mu\text{s}$  [45]. The second level, known as the high-level trigger, consists of a farm of processors running a version of the full event reconstruction software optimized for fast processing, and reduces the event rate to around 1 kHz before data storage [46]. A more detailed description of the CMS detector, together with a definition of the coordinate system used and the relevant kinematic variables, is reported in Ref. [47].

### 3 Simulated samples

Simulated samples of Drell-Yan produced Z+jets are used to validate the MDS object reconstruction efficiency. They are produced using POWHEG 2.0 [48–50] and normalized to next-to-next-to-leading-order (NNLO) precision [51, 52]. Signal samples for HNL production are generated at leading order (LO) with the Monte Carlo (MC) generator MADGRAPH5\_aMC@NLO 2.3.3 [53–56]. This matrix element level calculation includes only the W-channel production of HNLs with up to two additional partons. The simulated events are interfaced with PYTHIA 8.226 [57] to simulate the parton shower and hadronization of partons, and the underlying event description.

The branching fraction of W boson decays into an HNL plus a lepton is proportional to the mixing parameter  $|V_{N\ell}|^2$ . The signatures considered in this search are sensitive to mixing with  $\nu_e$ ,  $\nu_\mu$ , or  $\nu_\tau$  since the decay products of the HNL in the muon detector system are reconstructed as particle showers. The final states consist of one prompt lepton (e or  $\mu$ ) from the W boson decay and HNL decay products. To account for higher order effects, the cross sections of the signal samples are scaled to the NNLO W boson production cross section, which is  $20\,510 \pm 770\ \text{pb}$  [58] including the branching fraction to one lepton flavor, multiplied by the square of the HNL mixing matrix elements. The branching ratios to all three lepton generations are assumed to be the same. To obtain a more accurate description of the boost of the HNL signal, W-boson- $p_T$ -dependent corrections based on an MC sample generated with DYTURBO1.3.2 at next-to-next-to-next-to-leading-logarithm and next-to-NNLO accuracy [59, 60] are computed and applied as an event-by-event weight.

Signals corresponding to both Dirac and Majorana HNLs are considered in this search, for  $c\tau_0$

values in the range of 0.1–10 m. Lepton number violating (LNV) decays are only possible for Majorana HNLs, whereas lepton number conserving (LNC) decay channels are available for both Majorana and Dirac HNLs. This distinction implies that the widths of the Dirac HNL are exactly half of that of the Majorana HNLs for the same  $m_N$  and mixing matrix; therefore, the lifetime of the Dirac HNLs will be twice the Majorana ones [56]. In this search, the charged lepton from the HNL decay is either not detected or its charge is not measured, resulting in identical detector response between LNV and LNC events. Therefore, we can predict the signal yields of a simulated Majorana sample as those from a Dirac HNL sample with twice the lifetime.

Generated events are processed through a simulation of the detector geometry and response using GEANT4 [61]. The same reconstruction software is applied to both data and simulated events. Simulated events include an expected distribution of the number of additional pp interactions within the same or nearby bunch crossings (pileup). All generated events are weighted such that the distribution of the number of collisions per bunch crossing matches the one observed in data, with an average of approximately 23 (32) interactions per bunch crossing [62–64] in 2016 (2017–2018). The underlying Pythia event tune CUETP8M1 [65] (CP5 [66]) and NNPDF3.0 [67] (3.1 [68]) parton distribution functions are used to simulate all samples for the 2016 (2017–2018) data taking period.

The HNL signal samples are generated for  $m_N$  in the range from 1 to 4 GeV and  $c\tau_0$  in the range from 0.1 to 10 m. Since only a discrete set of lifetimes was generated, the signal predictions for intermediate lifetimes were estimated by performing the reweighting procedure described below. The simulated HNLs are assumed to couple exclusively to one of the three SM neutrino families. The signal production cross sections and lifetimes are determined by the values of  $m_N$  and  $|V_{N\ell}|^2$ , which in turn determine the signal acceptance and reconstruction efficiency. Thus, for a fixed value of  $m_N$ , a simple cross section rescaling is not sufficient to correctly reproduce the behavior of other HNLs with the same  $m_N$  but different  $|V_{N\ell}|^2$ . To emulate an HNL signal sample with a specific value of  $|V_{N\ell}|^2$  (and thus  $c\tau_0$ ), we thus apply per-event weights to the events, such that the HNL lifetime distribution (taken before the parton shower and detector simulation) matches the predicted distribution for the chosen  $|V_{N\ell}|^2$  value. For signal scenarios with  $m_N$  between the masses of the simulated samples, we estimate the signal yield by interpolating between the predictions from the simulated samples at nearby  $m_N$  using the fact that the acceptance of the muon system differs only through the Lorentz boost factor.

## 4 Event reconstruction and selection

The objects in each event are reconstructed using the particle-flow (PF) algorithm [69], which aims to identify each individual particle in an event as an electron, photon, muon, charged or neutral hadron, with an optimized combination of information from the various elements of the CMS detector. The resulting particles are referred to as PF candidates. Each electron is identified as a charged-particle track that extrapolates to an ECAL energy cluster and any nearby ECAL clusters that are consistent with possible bremsstrahlung photons [70]. The electron momentum is estimated by combining the energy measurement in the ECAL with the momentum measurement in the tracker. Muons are identified as tracks in the central tracker consistent with either tracks or several hits in the muon system, and associated with calorimeter deposits compatible with the muon hypothesis [71]. Photons are identified as ECAL energy clusters not linked to the extrapolation of any charged-particle trajectory to the ECAL [72]. The energies of photons are obtained from the ECAL measurement. Charged hadrons are identified as charged-particle tracks neither identified as electrons, nor as muons. The energy of

each charged hadron is determined from a combination of the track momentum and the corresponding ECAL and HCAL energies, corrected for the response function of the calorimeters to hadronic showers. Finally, a neutral hadron is identified as HCAL energy clusters not linked to any charged-hadron trajectory, or as a combined ECAL and HCAL energy excess with respect to the expected charged-hadron energy deposit. The energy of each neutral hadron is obtained from the corresponding corrected ECAL and HCAL energies.

To identify the electrons and muons resulting from the decays of the  $W$  bosons, we impose additional selection requirements to enhance the signal purities of these objects. For each electron candidate, requirements are imposed on the shape of the electromagnetic shower in the ECAL, the quality of the matching between the track trajectory and the ECAL shower, and isolation from additional particles near the candidate. A tight working point [70] for this electron identification is used, which has an average efficiency of 70% and a misidentification rate of about 2%. We consider electron candidates with transverse momenta  $p_T > 30$  GeV and  $|\eta| < 2.5$ ; a more stringent requirement of  $p_T > 35$  GeV is imposed for the data collected in 2017–2018 to match the increase in the  $p_T$  threshold of the single electron trigger from 27 to 32 GeV. For muon candidates, requirements are imposed on the quality of the track in the silicon tracker, the global compatibility of the hits in the silicon tracker and muon detector comprising the muon candidate, and isolation from additional particles near the candidate. The tight working point [71] is used, which has an efficiency above 95% and a misidentification rate of about 0.1% for hadrons. We consider muon candidates with  $p_T > 25$  GeV and  $|\eta| < 2.4$ ; a more stringent requirement of  $p_T > 28$  GeV is imposed for the data collected in 2017 to match the increase in the  $p_T$  threshold of the single-muon trigger from 24 to 27 GeV.

In this search, jets are used to veto muon detector shower cluster objects to suppress the punch-through jet background. Jets are reconstructed by clustering PF candidates using the anti- $k_T$  algorithm [73, 74] with a distance parameter  $\Delta R = \sqrt{(\Delta\eta)^2 + (\Delta\phi)^2} = 0.4$ . Jets are required to have  $p_T > 10$  GeV and  $|\eta| < 3.0$ . Pileup can contribute additional tracks and calorimetric energy depositions to the jet momentum. To mitigate this effect, charged particles identified to be originating from pileup vertices are discarded and an offset correction is applied to account for remaining contributions [75]. Jet energy corrections are derived from simulation studies so that the average measured energy of jets becomes identical to that of particle-level jets [76].

The missing transverse momentum vector  $\vec{p}_T^{\text{miss}}$  is computed as the negative vector  $p_T$  sum of all the PF candidates in an event, and its magnitude is denoted as  $p_T^{\text{miss}}$  [77]. The jet energy corrections are propagated into the computation of  $p_T^{\text{miss}}$ . The primary vertex (PV) is taken to be the vertex corresponding to the hardest scattering in the event, evaluated using tracking information alone, as described in Section 9.4.1 of Ref. [78].

We select data events triggered by the single-electron or single-muon triggers and require the events to have exactly one prompt electron or prompt muon candidate, respectively, satisfying the identification and isolation criteria described above. To further suppress the background from SM events composed uniquely of jets produced through the strong interaction, referred to as quantum chromodynamics (QCD) multijet events, we require  $p_T^{\text{miss}} > 30$  GeV. The above requirements are designed to select events with an HNL candidate produced in a  $W$  boson decay. Because the constituents of MDS clusters are not included in the  $p_T^{\text{miss}}$  calculation, typical HNL signal events would satisfy this  $p_T^{\text{miss}}$  selection.

## 4.1 Muon detector shower clusters

For LLPs that decay within or just prior to the DT and CSC muon detectors, the material in the steel-flux return yoke structure can induce a particle shower, creating a geometrically localized

and isolated cluster of detector hits. In CSC chambers, the detector hits are reconstructed by combining the signal pulses from the anode wires and the cathode strips, forming a point on a two-dimensional plane in each chamber layer. In DT chambers, the detector hits are reconstructed from the signal pulses from the anode wires at the center of the DT cells. Since the DT hits only provide measurement in either the  $\phi$  or  $z$  dimension, the DT hit position is assumed to be at the center of each DT chamber in the orthogonal direction. Together with the position of the chambers, each CSC and DT hit is assigned a three-dimensional coordinate in space. We cluster the CSC and DT hits based on their  $\eta$  and  $\phi$  coordinates using the Density-Based Spatial Clustering of Applications with Noise (DBSCAN) algorithm [79], which is a commonly used density-based clustering algorithm that is robust against outliers. A distance parameter of 0.2 and a minimum number of hits per cluster ( $N_{\text{hits}}$ ) of 50 is used in the DBSCAN algorithm. We choose a minimum of 50 hits to avoid misidentifying a minimum ionizing muon as a cluster object. A muon is expected to produce a maximum of 24 and 44 hits in the CSC and DT detectors, respectively. The centroid of the cluster is taken to be the geometric center of the hits in the cluster. These clusters, which we refer to as MDS objects, provide a powerful signature to distinguish LLP signal events from background events.

The efficiency for MDS objects to be reconstructed depends on whether the LLP decays primarily to hadrons, including the hadronic decays of  $\tau$  leptons, or to electrons and photons. Typically, more cluster hits are produced by hadrons, resulting in a higher MDS reconstruction efficiency for LLPs that decay to hadrons as compared with LLPs that decay to electrons and photons. The reconstruction efficiency is about 80 (30–45)% for hadronic (electron and photon) decays, depending on whether the MDS is reconstructed in the CSCs or DTs. Muons that are produced from HNL decays do not produce a particle shower and are not reconstructed. Further details of the efficiency dependence on LLP decay location can be found in reference [42].

Energetic particles produced in jet hadronization or from secondary material interactions can produce MDS clusters by traversing the shielding material between the tracking volume and the muon detectors without being stopped. To suppress this process, known as the punch-through jet background, we veto any MDS clusters in the DT (CSC) detectors whose centroid lies within  $\Delta R = 0.4$  of a jet with  $p_T > 20$  (10) GeV and  $|\eta| < 3.0$ . To suppress clusters produced by muon bremsstrahlung, we impose a tighter veto on any MDS clusters in the DT (CSC) detectors whose centroid lies within  $\Delta R = 0.8$  of a muon candidate with  $p_T > 10$  (20) GeV. The  $p_T$  thresholds for the jet and muon vetoes were chosen to optimize the signal-to-background discrimination and differ between the DT and CSC detectors because of the different amounts of shielding present. Because MDS cluster hits do not enter the  $\vec{p}_T^{\text{miss}}$  calculation, the MDS cluster tends to align with the  $\vec{p}_T^{\text{miss}}$  and the momentum of the LLP in signal events. We leverage this feature to validate the background estimation method discussed in Section 5. Muons with trajectories pointing toward two regions of the detector near the cavern chimneys have highly reduced reconstruction efficiencies because these regions are occupied by cables and other support structures resulting in a smaller detector coverage. As a result, the rate of background MDS clusters produced by muon bremsstrahlung and passing the muon veto is significantly increased. To suppress these backgrounds, we veto any clusters whose centroid is within  $\Delta R = 0.3$  of the following two locations in  $\eta$  and  $\phi$  coordinates:  $(\eta = 0.3, \phi = 1.70)$  or  $(\eta = -0.3, \phi = 1.15)$ , corresponding to the chimney locations.

The rate of MDS clusters caused by punch-through jets is significantly larger for clusters with hits in the muon detector station closest to the interaction point because of the reduced amount of shielding material. Furthermore, any hits observed in the stations between the interaction point and the station containing the majority of the cluster hits are indicative of a punch-through jet because signal LLPs are neutral and therefore do not produce any hits before they



decay. To further suppress such punch-through jets, we veto any MDS clusters in the CSCs whose centroid lies within  $\Delta R = 0.4$  of any hits observed in the two innermost rings of the ME1 station (ME1/1 and ME1/2), or in the RPCs located immediately next to ME1/2, or any segments in the MB1 station. Segments are required in the MB1 station instead of single hits because of the larger rate of noise in the DT detectors, which would produce a larger signal inefficiency for such a veto. For MDS clusters in the DTs, we veto any cluster whose centroid lies within  $\Delta R = 0.5$  of two or more hits in the MB1 station. We also require no more than 8 MB1 hits in the adjacent wheels within  $\Delta\phi < \pi/4$ . As a result of the above vetoes, only clusters located beyond the station closest to the interaction point are accepted.

After the jet and muon vetoes, the dominant background consists of clusters from pileup, including interactions not in the same bunch crossing as the PV, known as out-of-time (OOT) pileup. To eliminate the background clusters from OOT pileup, we reconstruct a characteristic time for the clusters in both the CSC and DT detectors. For the CSC clusters, the cluster time is reconstructed from the mean time of the hits comprising the cluster, where the time of each hit is calibrated to result in a distribution centered at zero for the triggering bunch crossing. Note that the adjacent bunch crossings occur at  $\pm 25$  ns with this definition. We require that the CSC cluster time ( $t_{\text{cluster}}^{\text{CSC}}$ ) is between  $-5.0$  and  $12.5$  ns and that the root-mean-square spread of the timestamps of hits comprising the cluster ( $t_{\text{spread}}$ ) is less than 20 ns. Because hits in the DT detectors do not have a time measurement that is independent of their position measurement, we require that DT clusters coincide with at least one hit in an RPC detector in the same wheel and within  $\Delta\phi < 0.5$  of the DT cluster centroid. The time measurements of each matching RPC hit are matched to discrete bunch crossing times. The most frequently occurring bunch crossing time among the matching RPC hits is defined as the DT cluster time ( $t_{\text{cluster}}^{\text{DT}}$ ). The DT cluster time is required to coincide with the bunch crossing corresponding to the PV.

Finally, additional identification requirements, developed in Ref. [42], are imposed on CSC clusters. They are required to satisfy successively more central  $|\eta|$  requirements as the number of CSC stations containing hits ( $N_{\text{stations}}$ ) and the distance between the station and the primary interaction point decrease. The  $|\eta|$  requirements are

- $|\eta| < 1.9$  if  $N_{\text{stations}} > 1$ ,
- $|\eta| < 1.8$  if  $N_{\text{stations}} = 1$  and the cluster is in station 4,
- $|\eta| < 1.6$  if  $N_{\text{stations}} = 1$  and the cluster is in station 2 or station 3, and
- $|\eta| < 1.1$  if  $N_{\text{stations}} = 1$  the cluster is in station 1.

This CSC cluster identification algorithm has  $\sim 60\%$  efficiency and suppresses the background by a factor of 8.

For a certain period of data taking, anomalous detector noise in specific components of the DT detectors produced a high rate of background MDS clusters. To suppress this noise-induced background, we veto MDS clusters comprising hits detected in those particular DT chambers taken during the affected time period. The amount of data rejected by this veto corresponds to less than 0.1% of the total integrated luminosity.

After applying all the cluster vetoes, we require the events to contain at least one CSC or DT cluster with  $N_{\text{hits}} > 50$ . The minimum number of hits is chosen to exceed the number of hits that a muon is expected to create in either CSC or DT detectors. The presence of an MDS cluster passing the associated vetoes and identification criteria suppresses SM background by a factor exceeding  $10^7$ , whereas typical signal efficiencies are 25–35%.

## 5 Background estimation

After the event selections described in Section 4, two types of background events remain, in which the MDS cluster can be muon-induced or non-muon-induced. The non-muon-induced background involves a hard scattering process that produces a prompt lepton, and low momentum hadrons from pileup or an underlying event generate an MDS cluster. The dominant component of this background comes from  $W$  production, and subdominant contributions arise from QCD,  $t\bar{t}$ , or diboson production. The muon-induced background comes from  $Z \rightarrow \mu\mu$  events, in which one of the two muons from the  $Z$  boson undergoes bremsstrahlung in the muon detector and produces an MDS cluster back to back with the other prompt muon, mimicking the configuration of a signal event. For the non-muon-induced background, which is present in both the prompt-muon and prompt-electron categories, we use an “ABCD” (matrix) method, which requires two variables that discriminate between signal and background and are independent of one another for the background. For the  $Z \rightarrow \mu\mu$  background, which is present only in the prompt-muon categories, the background estimation is derived from dedicated control regions in data.

In the ABCD method, we select the two independent variables to be (i) the azimuthal angle between the prompt lepton and the cluster centroid ( $\Delta\phi_{\text{lep}}$ ) and (ii)  $N_{\text{hits}}$ . For non-muon-induced events,  $\Delta\phi_{\text{lep}}$  is uniformly distributed and is independent of  $N_{\text{hits}}$ , because the cluster and lepton are produced from two independent processes. Figure 2 shows the shapes of the  $N_{\text{hits}}$  and  $\Delta\phi_{\text{lep}}$  distribution for signal and background.

Two separate requirements, one on each variable, partition the two-dimensional space into four bins, A, B, C, and D, as illustrated in Fig. 3. The bin boundaries are optimized for the best expected search sensitivity, separately for each of the search categories. Since the HNL is primarily produced back-to-back with the prompt lepton, the bin with the best signal-to-background ratio is bin D defined as  $\Delta\phi_{\text{lep}} > 2.8$  and  $N_{\text{hits}} > 150$  or 200. Similarly, bin C is defined as  $\Delta\phi_{\text{lep}} > 2.8$  and  $N_{\text{hits}} \leq 150$  or 200, bin A is defined as  $\Delta\phi_{\text{lep}} < 2.8$  and  $N_{\text{hits}} > 150$  or 200, and bin B containing the least signal is defined as  $\Delta\phi_{\text{lep}} < 2.8$  and  $N_{\text{hits}} \leq 150$  or 200. The responses of the DT and CSC detectors to shower particles are generally different with CSC signal clusters having a larger hit multiplicity compared with DT signal clusters. The optimal bin boundary is found to be higher (200) for the CSC signal regions (SRs) compared with the DT SRs (150), with a similar signal efficiency of about 0.01% for an HNL with a  $c\tau_0$  of 1 m. Because of the independence of the two variables, the expected background event rate in the signal-enriched bin D can be related to the other three bins by  $\lambda_D = (\lambda_A\lambda_C)/\lambda_B$ , where  $\lambda_X$  is the expected background event rate (i.e. the Poisson mean) in bin X. To account for a potential signal contribution to bins A, B, and C, a binned maximum likelihood fit is performed simultaneously in the four bins, with a common signal strength parameter scaling the signal yields in each bin. The background component of the fit is constrained to obey the ABCD relationship.

Because of the different background composition, we separate events with a selected prompt electron and a selected prompt muon into two disjoint categories. We also separate events with clusters in the CSC and DT detectors. Finally, for events in the category with a prompt muon and an MDS cluster in the DT detectors, we separate events into subcategories, which we call the DT-MB2 and DT-MB3/MB4, depending on whether the majority of the cluster’s hits fall in the MB2 station or the MB3 or MB4 station of the DT detector. This categorization is motivated by the fact that the background differs for clusters in the MB2 station because of the thinner shielding in front of it. The additional subcategories for DT clusters are advantageous for the prompt muon channel because of its ability to suppress the additional  $Z \rightarrow \mu\mu$  background as

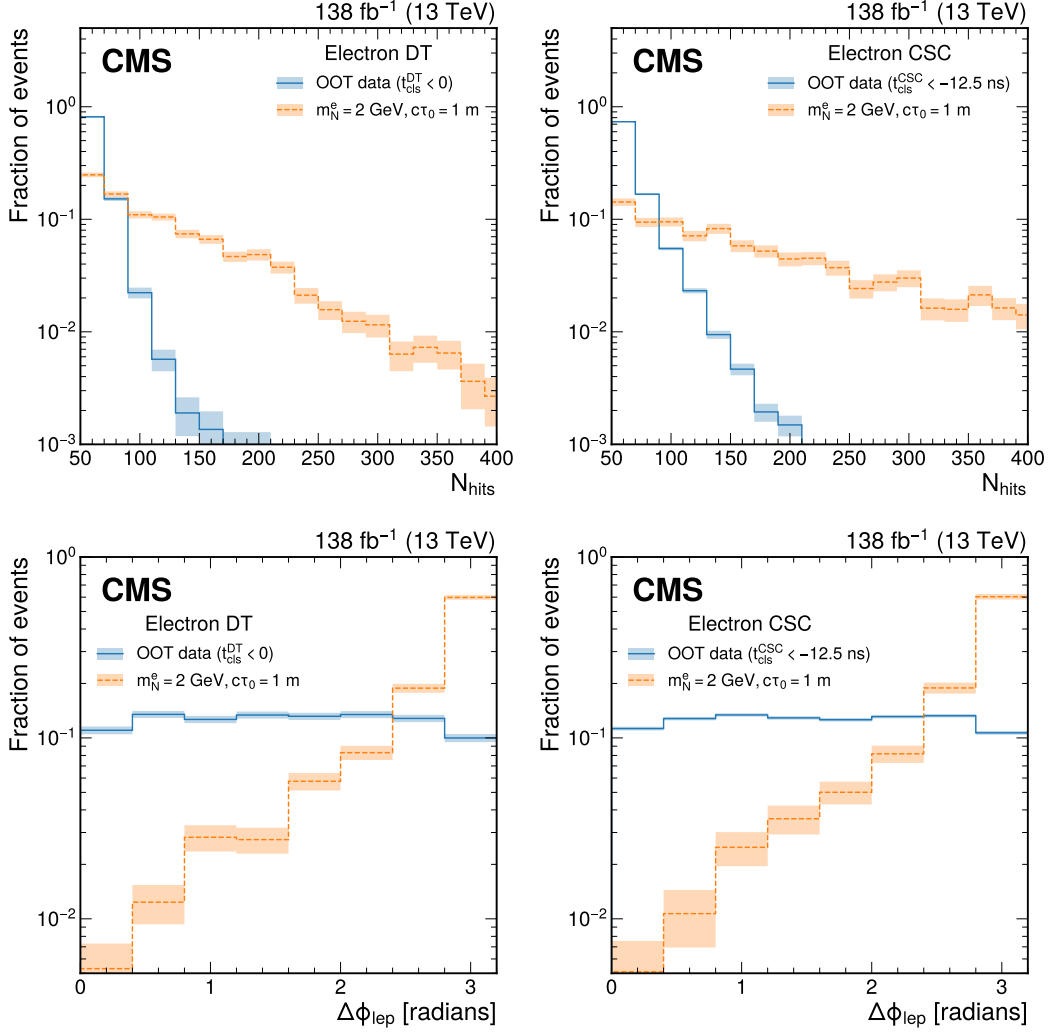


Figure 2: Distribution of  $N_{\text{hits}}$  (upper) and  $\Delta\phi_{\text{lep}}$  (lower) for DT clusters (left) and CSC clusters (right). Signal distributions of a Majorana HNL with  $m_N = 2$  GeV and  $c\tau_0 = 1$  m are compared with the OOT background distributions selected with  $t_{\text{cluster}}^{\text{DT}}$  matched to bunch crossings earlier than the PV for DT clusters and  $t_{\text{cluster}}^{\text{CSC}} < -12.5$  ns for CSC clusters. The centroids of the clusters in the signal events are required to be within  $\Delta R = 0.4$  of the HNL's direction. The distributions are normalized to unit area. The shapes of the distributions shown are similar for the electron and muon channels.

detailed below. This results in a total of five SRs.

The background estimation procedure is validated using events in the early OOT validation region (VR), defined as events passing all analysis selections except those related to the cluster time; instead, a negative cluster time is required. Additionally, the background estimation procedure is also checked for the in-time VR, defined as events with the azimuthal angle between the MDS cluster centroid position and the  $\vec{p}_T^{\text{miss}}$ :  $\Delta\phi(\text{cluster}, \vec{p}_T^{\text{miss}}) > 0.7$ . This VR is signal depleted because the MDS cluster and  $\vec{p}_T^{\text{miss}}$  tend to align, as described in Section 4.1. The observed and predicted yields for these VRs are summarized in Table 1 and show that the ABCD method results are consistent with observed background yields. Similar consistencies are observed when the validations are performed in both in-time and OOT VRs with looser

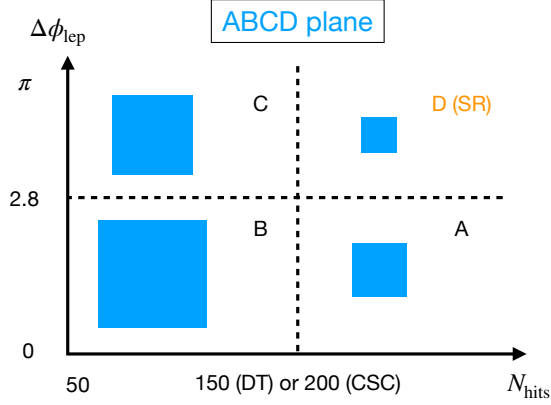


Figure 3: Definition of the ABCD plane. The area of the blue squares illustrates the relative amount of expected events in each of the bins, with bins B and C having the majority of the event yields. Bin D is the signal region.

$N_{\text{hits}}$  requirements than in the SRs.

Table 1: Validation of the ABCD method in the OOT and in-time validation regions. The predictions of the method for the signal bin (last column) are consistent with the observed number of events, shown in the second-to-last column.

Event category	Validation region	A	B	C	D	D (pred.)
Muon, DT-MB2	OOT	9	6924	944	0	$1.2 \pm 0.4$
Muon, DT-MB3/MB4	OOT	11	593	86	1	$1.6 \pm 0.5$
Muon, CSC	OOT	103	31074	4044	9	$13.4 \pm 1.3$
Electron, DT	OOT	14	3301	366	2	$1.6 \pm 0.4$
Electron, CSC	OOT	33	13774	1647	2	$4.0 \pm 0.7$
Muon, DT-MB2	In time	10	5087	467	2	$0.9 \pm 0.3$
Muon, DT-MB3/MB4	In time	9	785	107	2	$1.2 \pm 0.4$
Muon, CSC	In time	31	7445	532	1	$2.2 \pm 0.4$
Electron, DT	In time	8	2446	220	0	$0.7 \pm 0.3$
Electron, CSC	In time	7	3217	227	0	$0.5 \pm 0.2$

The ABCD background predictions for bin D of the SRs are listed in Table 2 for each of the event categories considered in this search. The event yields for the bins A, B, and C are shown, as well as the prediction for the background in the signal-enriched bin D.

Table 2: The event yields in the bins A, B, and C are shown in each of the event categories considered in the search, as well as the prefit prediction for the ABCD background in the signal-enriched bin D.

Channel	Region	A	B	C	D (pred.)
Muon	CSC	40	9316	1219	$5.2 \pm 0.8$
Muon	DT-MB2	16	6512	1048	$2.6 \pm 0.7$
Muon	DT-MB3/MB4	11	1011	229	$2.5 \pm 0.8$
Electron	CSC	10	3993	497	$1.2 \pm 0.4$
Electron	DT	15	3069	463	$2.3 \pm 0.6$

In the prompt-muon event categories,  $Z \rightarrow \mu\mu$  events constitute a significant background source that is not predicted by the ABCD method. The muon veto normally suppresses such

backgrounds, but in rare cases, the muon may not be reconstructed in the muon system due to instrumental effects such as gaps between chambers. These nonreconstructed muons will lead to  $p_T^{\text{miss}}$  in the same direction as the cluster, and thus these events are not present in the VRs listed in Table 1.

We define a  $Z \rightarrow \mu\mu$  control region (CR) by inverting the MB1, or ME1/1 or ME1/2 hit veto requirements for MDS clusters in the DT or CSC detectors, respectively. After that, bin D will be dominated by the  $Z \rightarrow \mu\mu$  background. The  $Z \rightarrow \mu\mu$  expected background yield in bin D of the  $Z \rightarrow \mu\mu$  CR is calculated as  $\lambda_{Z \rightarrow \mu\mu, D}^{\text{CR}} = N_D^{\text{CR}} - \lambda_{\text{ABCD bkg}, D}^{\text{CR}}$ , where  $N_D^{\text{CR}}$  is the observed data yield in bin D and  $\lambda_{\text{ABCD bkg}, D}^{\text{CR}}$  is the ABCD method prediction. We extrapolate  $\lambda_{Z \rightarrow \mu\mu, D}^{\text{CR}}$  to the SR by applying a transfer factor  $\zeta$ , which estimates the pass-to-fail efficiency ratio for the MB1, ME1/1, and ME1/2 veto requirements for MDS clusters produced by muon bremsstrahlung.

The factor  $\zeta$  is measured in a sample enhanced in MDS clusters produced by muon bremsstrahlung obtained by selecting dileptonic decays of  $t\bar{t}$  pairs with an electron and muon in the final state. We select events with: (i) one prompt electron matched to an electron trigger object; (ii) no reconstructed muon; (iii) one MDS cluster passing all the veto selections except the MB1, ME1/1, or ME1/2 vetoes; and (iv) exactly two additional jets with  $p_T > 20$  GeV,  $|\eta| < 2.4$  that pass the medium working point of the combined secondary vertex (CSV) b-tagging algorithm [80, 81], which has an efficiency of 60% and a mistag rate of 1% for light-flavor or gluon jets. We also require that the MDS cluster is geometrically separated by  $\Delta R > 0.8$  from the two jets that satisfy the CSV algorithm requirement to ensure that the MDS cluster is not produced by a punch-through jet. These requirements result in an event sample that is pure in dileptonic  $t\bar{t}$  events, in which both the electron and jets cannot produce the MDS cluster, thus ensuring that the MDS cluster is produced by the unreconstructed muon. We measure the  $\zeta$  factors separately for MDS clusters in the DT and CSC detectors. We observed a linear dependence of  $\zeta$  on  $N_{\text{hits}}$  in the MB2 category. To account for this dependence, we perform a linear fit to the data in the CR and evaluate the fitted function at  $N_{\text{hits}} = 150$  as the  $\zeta$  for the MB2 category. Finally, the expected  $Z \rightarrow \mu\mu$  background contribution to bin D of the SR is calculated as  $\lambda_{Z \rightarrow \mu\mu, D}^{\text{SR}} = \zeta \lambda_{Z \rightarrow \mu\mu, D}^{\text{CR}}$ . Details of the  $Z \rightarrow \mu\mu$  background prediction are summarized in Table 3.

To validate the  $Z \rightarrow \mu\mu$  background estimation method, we define another VR as a subset of the MB2 SR with  $N_{\text{hits}} \leq 120$  which is expected to have a negligible signal contribution. In this VR, we define the bin boundaries for the ABCD method to be at 2.8 in  $\Delta\phi_{\text{lep}}$  and at 110 in  $N_{\text{hits}}$ . We perform the prediction of the  $Z \rightarrow \mu\mu$  and non-muon-induced background events using the same method applied to the full SR and obtain predictions of  $2.7 \pm 1.6$  for the  $Z \rightarrow \mu\mu$  background and  $9.9 \pm 1.3$  for the other background, for a total background prediction of  $12.6 \pm 2.1$  events. We observe an event yield of 12, which is consistent with our background predictions.

Table 3: Summary of the  $Z \rightarrow \mu\mu$  background estimate in different categories. The first three columns show the estimates in the  $Z \rightarrow \mu\mu$  enriched control region of the total background and its  $Z \rightarrow \mu\mu$  and non-muon-induced components. The fourth column shows the transfer factors  $\zeta$  used to predict the  $Z \rightarrow \mu\mu$  background in the signal region, shown in the fifth column.

Region	$N_D^{\text{CR}}$	$\lambda_{\text{ABCD bkg}, D}^{\text{CR}}$	$\lambda_{Z \rightarrow \mu\mu, D}^{\text{CR}}$	$\zeta$	$\lambda_{Z \rightarrow \mu\mu, D}^{\text{SR}}$
CSC	129	$45 \pm 2$	$84 \pm 12$	$(4.8 \pm 1.3)\%$	$3.9 \pm 1.2$
DT-MB2	35	$12.2 \pm 1.5$	$22.8 \pm 6.1$	$(36 \pm 31)\%$	$8.2 \pm 7.4$
DT-MB3/MB4	6	$2.9 \pm 0.7$	$3.1 \pm 2.6$	$(2 \pm 1)\%$	$0.06 \pm 0.06$

## 6 Systematic uncertainties

The dominant systematic uncertainties in this search are those in the background predictions. The main source of uncertainty for the ABCD method arises from the statistical uncertainties of the background-enriched bins A, B, and C. This uncertainty accounts for 27% and 22% (40% and 18%) of the size of the total background in the electron and muon categories, respectively, for MDS clusters in the DT (CSC) detector.

For the prompt-muon categories, an uncertainty in the estimate of the  $Z \rightarrow \mu\mu$  background also contributes significantly to the total uncertainty. The uncertainty for that background prediction arises from the statistical uncertainty of the  $\zeta$  measurement, accounting for about 72%, 2%, and 15% of the size of the total background in the muon channel for DT-MB2, DT-MB3/MB4, and CSC clusters, respectively.

Systematic uncertainties in the signal yield include both theoretical and instrumentation effects. The theoretical uncertainty in the inclusive cross section of  $W$  boson production is 3.8%, which is dominated by the PDF uncertainty. The uncertainty in the  $W$  boson  $p_T$  distribution is estimated by varying the renormalization and factorization scales by a factor of two separately and coherently, and evaluating the size of the envelope in the resulting signal yield, which is found to be 1.6%. The uncertainty of parton shower modeling is estimated similarly by varying the renormalization scales for parton showers and is found to be 4%.

The accuracy of the CMS simulation and the GEANT4 software in describing the details of the evolution of electromagnetic and hadronic showers has already been validated extensively in past measurements. However, the accuracy of the CMS simulation implementation of the response of the muon detectors in an environment with a large multiplicity of secondary particles, which affects the simulated reconstruction efficiencies in the SR, has not been explicitly verified. This aspect is validated by comparing clusters produced in  $Z \rightarrow \mu\mu$  data and simulated events, in which one of the muons undergoes bremsstrahlung in the muon detectors and the associated photon produces an electromagnetic shower. With this comparison, we derive the uncertainties in the cluster reconstruction efficiency for both CSC and DT clusters in simulation; they account for 16% and 13% of the signal yield for the DT and CSC categories, respectively. These uncertainties apply to both electromagnetic and hadronic showers. Figure 4 illustrates this validation of the cluster simulation. Data-to-simulation corrections on other cluster properties are also derived with the same method, and the uncertainties in the corrections are propagated as systematic uncertainties. For DT clusters, a correction of 6.8% is applied for the MB1 veto efficiency, with an uncertainty of 7.4%. For CSC clusters, corrections are applied to account for the hit and segment vetoes (2.8%), muon veto (6.8%), and jet veto efficiencies (2.1%), with uncertainties of 0.1%, 4.5%, and 0.06%, respectively. Additionally, the uncertainties on efficiencies of the CSC cluster identification, time, and time spread requirements are estimated to be 5%, 0.9%, and 2.8%, respectively. In data, only the reconstructed hits that have at least two cathode hits in different CSC layers and match a given predefined pattern are read out. In contrast, this readout condition is assumed to be satisfied in the signal simulation, which could lead to an overestimation of the  $N_{\text{hits}}$  in signal clusters. We estimated this effect by excluding those chambers with less than 6 hits in signal clusters, and assigning the change in signal efficiency (1%) as an uncertainty.

We also propagate additional systematic uncertainties that have a minor impact on the signal yield prediction. They include uncertainties due to pileup, integrated luminosity, jet energy scale, and prompt electron or muon trigger and selection efficiencies. The integrated luminosities for the 2016, 2017, and 2018 data-taking years have 1.2–2.5% individual uncertainties [62–64], while the overall uncertainty for the 2016–2018 period is 1.6%.

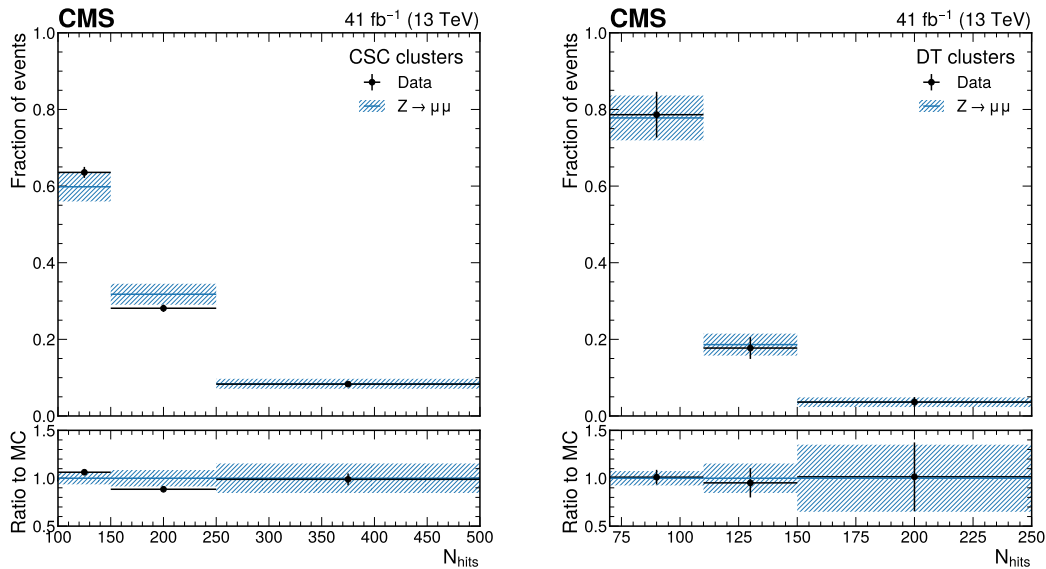


Figure 4: Comparison of  $N_{\text{hits}}$  distributions for events with muons from  $Z \rightarrow \mu\mu$  between data and simulation, for CSC clusters (left) and DT clusters (right), using data collected in 2017 and the simulation of the corresponding data-taking conditions. The data sample is selected by requiring a two-muon invariant mass consistent with a Z boson and one of the muons is matched to an MDS cluster. Data-to-simulation correction factors are applied to the  $Z \rightarrow \mu\mu$  simulation. Only statistical uncertainties are included in the figure. Distributions made using data collected in 2016 and 2018 are found to have similar shape as the 2017 data sample.

Finally, the uncertainties on the signal yields from the limited numbers of simulated events are in the ranges 5–10% depending on  $m_N$  and lifetime. Theoretical and experimental uncertainties that are not related to the clusters are treated as fully correlated across different event categories. Experimental uncertainties related to the clusters are treated as fully uncorrelated. A full list of systematic uncertainties affecting the predicted signal yield is shown in Table 4.

## 7 Results and interpretation

Figure 5 shows the expected and observed number of events in the SRs of the different event categories and the corresponding background predictions. The observed yields agree with the predicted background in all channels.

No excess of data events over the background prediction is observed, and upper limits on the HNL production cross sections are evaluated using the  $CL_s$  criterion [82, 83], with the binned profile likelihood ratio [84] as the test statistic. The likelihood is constructed as the product of Poisson distributions with mean values based on the predicted event rates across all five event categories. The predicted event rates in each bin include the background yields predicted with the ABCD method plus the  $Z \rightarrow \mu\mu$  background contribution for bin D and the signal yields obtained from simulated events. Systematic uncertainties in the predicted event rates are incorporated in the likelihood as nuisance parameters with log-normal constraints. The asymptotic formulas [85] are used to evaluate the exclusion limits for each HNL signal scenario. The exclusion limits derived from the asymptotic formulas are consistent within 10% with those based on pseudo-experiments.

Table 4: Summary of systematic uncertainties affecting the signal yield prediction. For DT clusters, the systematic uncertainties due to jet and muon vetoes are found to be negligible and are omitted. The uncertainties are reported relative to their impact on the predicted signal yield.

Systematic uncertainty	Object	Size of unc. [%]
Integrated luminosity	—	1.6
Pileup	—	1
W boson cross section	—	3.8
W boson $p_T$	—	1.6
Parton shower modeling	—	4
Trigger	Muon	<0.1
Identification	Muon	0.4–0.5
Isolation	Muon	0.2–0.6
Trigger	Electron	0.2–0.3
Identification	Electron	2.2–8.0
Jet energy scale	$p_T^{\text{miss}}$	2.0
Cluster reconstruction	CSC cluster	13
Cutoff-based ID	CSC cluster	5.1
Jet veto	CSC cluster	0.06
Muon veto	CSC cluster	4.5
CSC readout	CSC cluster	1.0
Hits and segment veto	CSC cluster	0.1
Cluster time	CSC cluster	0.9
Cluster time spread	CSC cluster	2.8
Cluster reconstruction	DT cluster	16
MB1 veto	DT cluster	7.4

Due to the lower  $p_T$  thresholds for the prompt muons, the signal yields in the muon channel are larger than those of the electron channels for the same  $m_N$  and lifetime. However, the presence of the  $Z \rightarrow \mu\mu$  background reduces the overall sensitivity of the muon channel to a level comparable to the electron channel. For both the muon and electron channels, the CSC category contributes the majority of the overall sensitivity. This is because the CSC category has smaller background rates compared with the DT category, hence retaining more signal events at the optimal thresholds for background rejection.

Figure 6 shows the expected and observed upper limits at 95% confidence level (CL) on the HNL mixing parameters  $|V_{Ne}|^2$ ,  $|V_{N\mu}|^2$ , and  $|V_{N\tau}|^2$ , as functions of  $m_N$  for the Majorana and Dirac HNL interpretations. For  $|V_{Ne}|^2$  ( $|V_{N\mu}|^2$ ), only events passing the electron (muon) selections are used to evaluate the limits. For  $|V_{N\tau}|^2$ , both the events passing the electron and muon selections are used, because the prompt  $\tau$  lepton can decay into an electron or muon. The limits of  $|V_{N\ell}|^2$  versus  $m_N$  feature an upper branch (short lifetime) and a lower branch (long lifetime). The lower acceptance in the short lifetime branch is compensated by an increased cross section, and thus achieves a signal yield comparable with the long lifetime branch. Below  $m_N$  of 2.0 (1.5) GeV for electron or muon ( $\tau$ ) type HNLs, we do not calculate a limit in the short lifetime branch because the signal acceptance in the muon system approaches zero and renders the calculation inaccurate. Furthermore, in that region other experimental results [27, 28, 30] place more stringent limits. Table 5 summarizes the observed limits on  $|V_{N\ell}|^2$  for Majorana and Dirac type HNL of this search. This result sets the most stringent limits to date in  $|V_{N\ell}|^2$  for



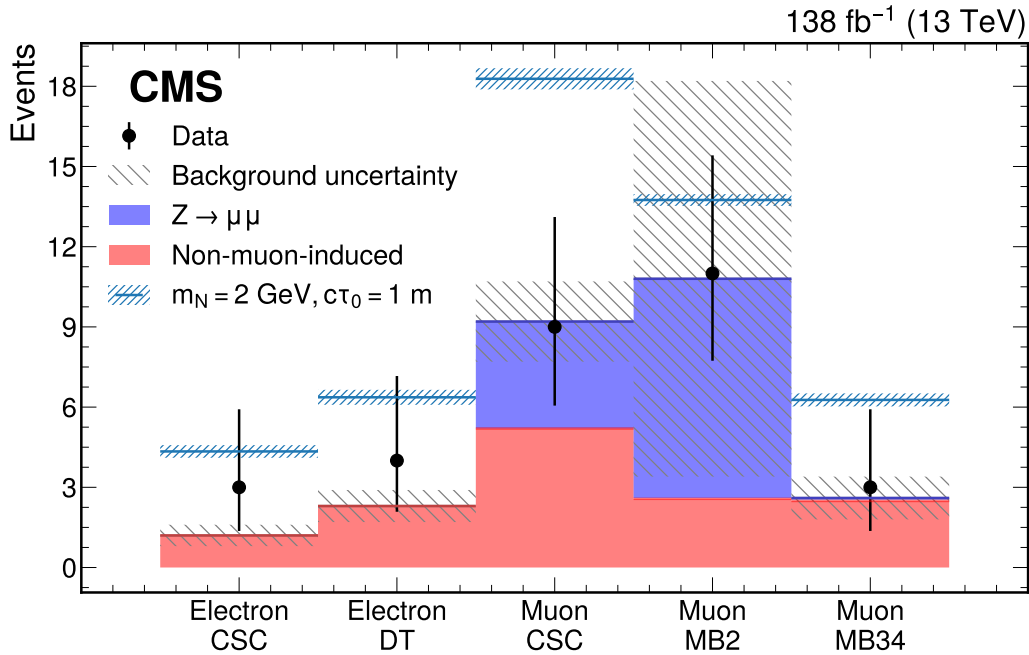


Figure 5: The expected and observed number of events in the signal region (bin D) of different event categories. Signal yields of a 2 GeV Majorana HNL with the mean proper decay length of 1 m are added to the expected background.

HNL masses in the range 2.1–3.0 (1.9–3.3) GeV for electron (muon) neutrino mixing parameters [43]. Above 3.0 (3.3) GeV, previous CMS results [38] place tighter limits on electron (muon) mixing parameters.

Table 5: Excluded ranges of  $|V_{N\ell}|^2$  for Majorana and Dirac type HNLs at select HNL masses. The chosen HNL masses are those at which the excluded values of  $|V_{N\ell}|^2$  have the smallest magnitude.

Mixing parameter	HNL type	$m_N$ (GeV)	Excluded range at 95% CL
$ V_{Ne} ^2$	Majorana	2.6	$8.6 \times 10^{-6}$ – $5.0 \times 10^{-5}$
$ V_{N\mu} ^2$	Majorana	2.8	$5.0 \times 10^{-6}$ – $3.9 \times 10^{-5}$
$ V_{N\tau} ^2$	Majorana	1.8	$2.5 \times 10^{-4}$ – $1.8 \times 10^{-3}$
$ V_{Ne} ^2$	Dirac	2.8	$8.9 \times 10^{-6}$ – $7.5 \times 10^{-5}$
$ V_{N\mu} ^2$	Dirac	3.3	$4.6 \times 10^{-6}$ – $2.8 \times 10^{-5}$
$ V_{N\tau} ^2$	Dirac	1.8	$3.1 \times 10^{-4}$ – $5.9 \times 10^{-3}$

Signal yields for mixing among several different lepton flavors are obtained by reweighting the single flavor signal yields with the same  $m_N$  and  $c\tau_0$ . In this case, the signal yields for multiple neutrino species mixing are proportional to  $|V_{N\ell}|^2$ . The ratio of  $|V_{N\ell}|^2$  to the sum of the mixing matrix elements squared is defined as  $f_\ell = |V_{N\ell}|^2 / (|V_{Ne}|^2 + |V_{N\mu}|^2 + |V_{N\tau}|^2)$ , and sums to unity by construction. For a fixed value of  $m_N$  ( $c\tau_0$ ), we scan the three  $f_\ell$  parameters and exclude a range in the  $c\tau_0$  ( $m_N$ ) parameter for each set of  $f_\ell$  values. On the left (right) of Fig. 7, we show the largest values of  $m_N$  ( $c\tau_0$ ) that are excluded as a function of the  $f_\ell$  parameters. The sensitivity across the  $f_\ell$  plane varies mainly because of the different trigger and

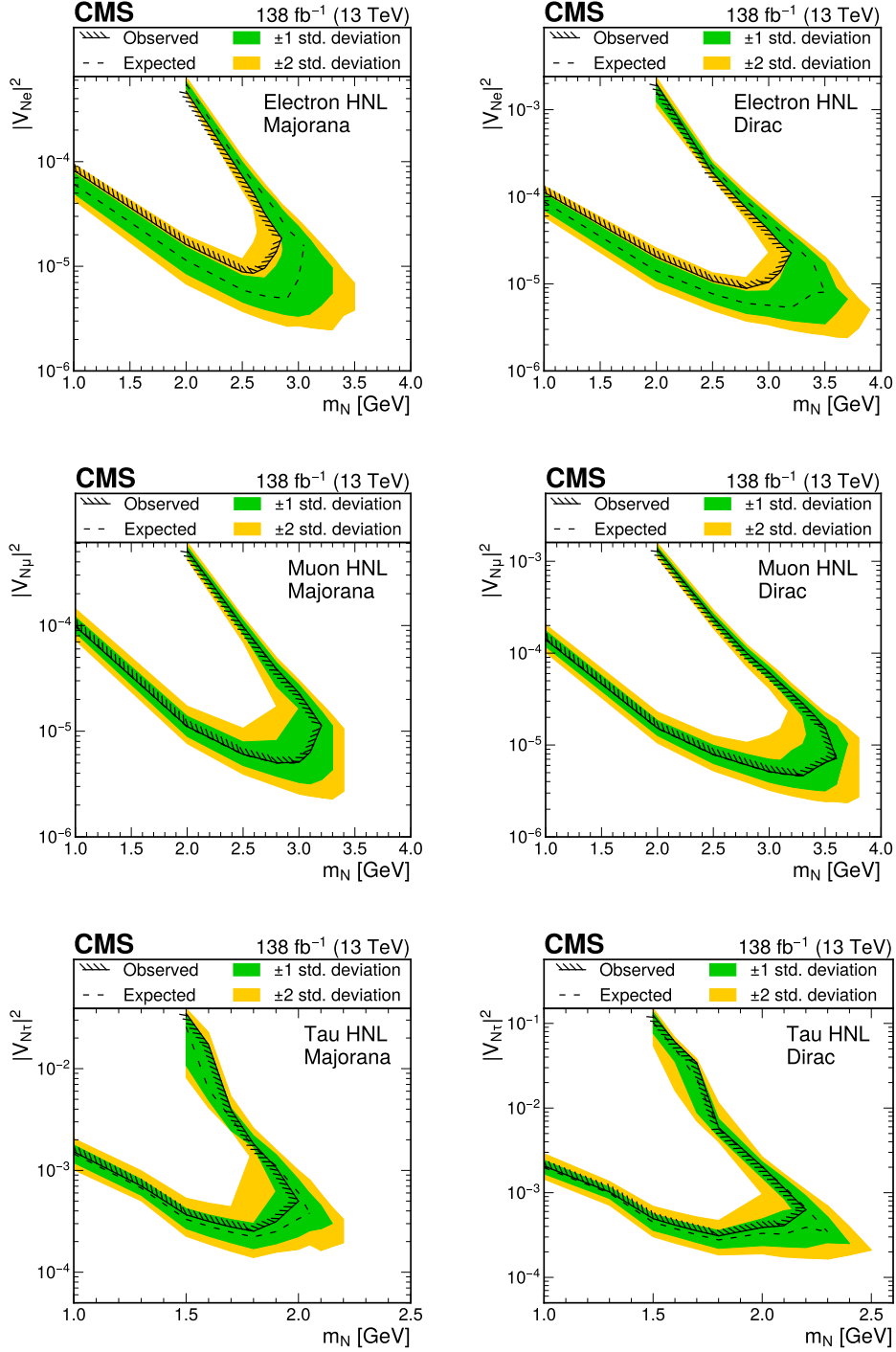


Figure 6: Expected and observed upper 95% CL limits on  $|V_{Ne}|^2$  (upper),  $|V_{N\mu}|^2$  (middle) and  $|V_{N\tau}|^2$  (lower) as functions of the HNL mass ( $m_N$ ) for a Majorana (left) and Dirac (right) type HNL. The  $\tau$  neutrino mixing limit is obtained by combining the results from the electron and muon channels. For these limit calculations, the HNL is assumed to mix with a single lepton flavor state only. The differences between the expected and observed limits on  $|V_{N\mu}|^2$  are not visible in this figure.

reconstruction efficiencies of the prompt lepton. The limits at  $f_e:f_\mu:f_\tau = 0:\frac{1}{2}:\frac{1}{2}$  and  $\frac{1}{3}:\frac{1}{3}:\frac{1}{3}$  probe

parameter space consistent with the constraints from neutrino oscillation data in the minimal seesaw scenarios [86].

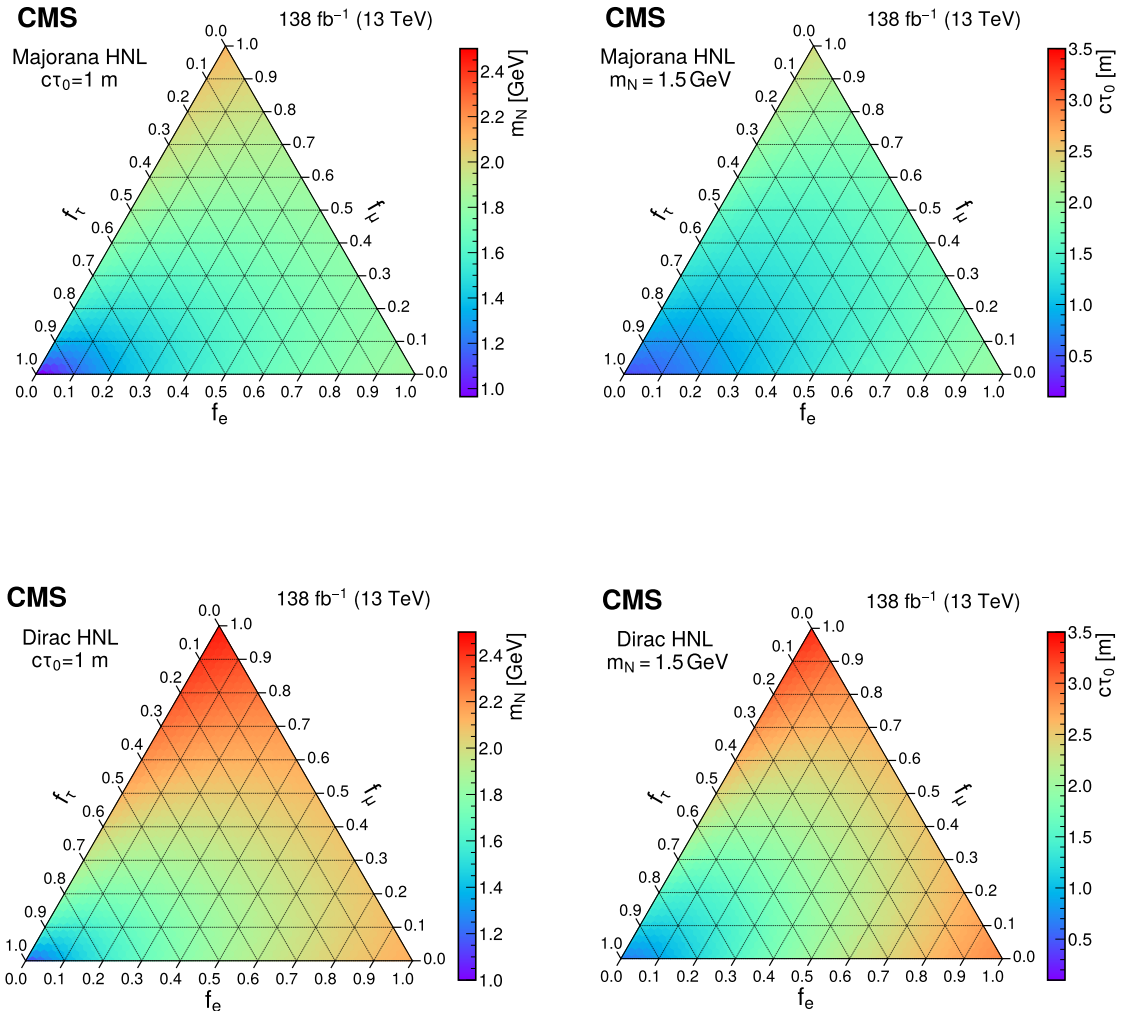


Figure 7: The largest values of the Majorana (upper) and Dirac (lower) HNL mass (left) and mean proper decay length (right) parameters that are excluded at 95% CL are shown as a function of the mixing matrix elements squared ratios  $f_\ell$  with the three lepton generations, considering a mean proper decay length of 1 m and a fixed mass of 1.5 GeV, respectively.

## 8 Summary

A search for long-lived Dirac or Majorana heavy neutral leptons (HNLs) has been performed using proton-proton collision data at  $\sqrt{s} = 13$  TeV, corresponding to an integrated luminosity of  $138 \text{ fb}^{-1}$ . The search targets events with one prompt electron or muon and a muon detector shower (MDS) that would result from HNL decays occurring in the CMS muon detector. The presence of the MDS signature along with the associated vetoes and identification criteria suppresses the standard model background by a factor exceeding  $10^7$ , while maintaining typical

signal efficiencies of 25–35%. No significant excess over the standard model background is observed. The results are interpreted as 95% confidence level limits on the HNL mixing matrix elements squared  $|V_{Ne}|^2$ ,  $|V_{N\mu}|^2$ , and  $|V_{N\tau}|^2$ . We also present limits on the HNL mass and mean proper decay length as a function of the mixing matrix element squared fractions to the three lepton generations. The most stringent limits to date for HNLs in the mass range of 2.1–3.0 (1.9–3.3) GeV are set, reaching squared mixing matrix element values as low as  $8.6 (4.6) \times 10^{-6}$  in the electron (muon) channel.

## Acknowledgments

We congratulate our colleagues in the CERN accelerator departments for the excellent performance of the LHC and thank the technical and administrative staffs at CERN and at other CMS institutes for their contributions to the success of the CMS effort. In addition, we gratefully acknowledge the computing centers and personnel of the Worldwide LHC Computing Grid and other centers for delivering so effectively the computing infrastructure essential to our analyses. Finally, we acknowledge the enduring support for the construction and operation of the LHC, the CMS detector, and the supporting computing infrastructure provided by the following funding agencies: SC (Armenia), BMBWF and FWF (Austria); FNRS and FWO (Belgium); CNPq, CAPES, FAPERJ, FAPERGS, and FAPESP (Brazil); MES and BNSF (Bulgaria); CERN; CAS, MoST, and NSFC (China); MINCIENCIAS (Colombia); MSES and CSF (Croatia); RIF (Cyprus); SENESCYT (Ecuador); ERC PRG, RVTT3 and MoER TK202 (Estonia); Academy of Finland, MEC, and HIP (Finland); CEA and CNRS/IN2P3 (France); SRNSF (Georgia); BMBF, DFG, and HGF (Germany); GSRI (Greece); NKFIH (Hungary); DAE and DST (India); IPM (Iran); SFI (Ireland); INFN (Italy); MSIP and NRF (Republic of Korea); MES (Latvia); LMTLT (Lithuania); MOE and UM (Malaysia); BUAP, CINVESTAV, CONACYT, LNS, SEP, and UASLP-FAI (Mexico); MOS (Montenegro); MBIE (New Zealand); PAEC (Pakistan); MES and NSC (Poland); FCT (Portugal); MESTD (Serbia); MCIN/AEI and PCTI (Spain); MOSTR (Sri Lanka); Swiss Funding Agencies (Switzerland); MST (Taipei); MHESI and NSTDA (Thailand); TUBITAK and TENMAK (Turkey); NASU (Ukraine); STFC (United Kingdom); DOE and NSF (USA).

Individuals have received support from the Marie-Curie program and the European Research Council and Horizon 2020 Grant, contract Nos. 675440, 724704, 752730, 758316, 765710, 824093, 101115353, and COST Action CA16108 (European Union); the Leventis Foundation; the Alfred P. Sloan Foundation; the Alexander von Humboldt Foundation; the Science Committee, project no. 22rl-037 (Armenia); the Belgian Federal Science Policy Office; the Fonds pour la Formation à la Recherche dans l'Industrie et dans l'Agriculture (FRIA-Belgium); the Agentschap voor Innovatie door Wetenschap en Technologie (IWT-Belgium); the F.R.S.-FNRS and FWO (Belgium) under the “Excellence of Science – EOS” – be.h project n. 30820817; the Beijing Municipal Science & Technology Commission, No. Z191100007219010 and Fundamental Research Funds for the Central Universities (China); the Ministry of Education, Youth and Sports (MEYS) of the Czech Republic; the Shota Rustaveli National Science Foundation, grant FR-22-985 (Georgia); the Deutsche Forschungsgemeinschaft (DFG), under Germany’s Excellence Strategy – EXC 2121 “Quantum Universe” – 390833306, and under project number 400140256 – GRK2497; the Hellenic Foundation for Research and Innovation (HFRI), Project Number 2288 (Greece); the Hungarian Academy of Sciences, the New National Excellence Program – ÚNKP, the NKFIH research grants K 124845, K 124850, K 128713, K 128786, K 129058, K 131991, K 133046, K 138136, K 143460, K 143477, 2020-2.2.1-ED-2021-00181, and TKP2021-NKTA-64 (Hungary); the Council of Science and Industrial Research, India; ICSC – National Research Center for High Performance Computing, Big Data and Quantum Computing, funded by the

NextGenerationEU program (Italy); the Latvian Council of Science; the Ministry of Education and Science, project no. 2022/WK/14, and the National Science Center, contracts Opus 2021/41/B/ST2/01369 and 2021/43/B/ST2/01552 (Poland); the Fundação para a Ciência e a Tecnologia, grant CEECIND/01334/2018 (Portugal); the National Priorities Research Program by Qatar National Research Fund; MCIN/AEI/10.13039/501100011033, ERDF “a way of making Europe”, and the Programa Estatal de Fomento de la Investigación Científica y Técnica de Excelencia María de Maeztu, grant MDM-2017-0765 and Programa Severo Ochoa del Principado de Asturias (Spain); the Chulalongkorn Academic into Its 2nd Century Project Advancement Project, and the National Science, Research and Innovation Fund via the Program Management Unit for Human Resources & Institutional Development, Research and Innovation, grant B37G660013 (Thailand); the Kavli Foundation; the Nvidia Corporation; the SuperMicro Corporation; the Welch Foundation, contract C-1845; and the Weston Havens Foundation (USA).

## References

- [1] Super-Kamiokande Collaboration, “Evidence for oscillation of atmospheric neutrinos”, *Phys. Rev. Lett.* **81** (1998) 1562, doi:10.1103/PhysRevLett.81.1562, arXiv:hep-ex/9807003.
- [2] SNO Collaboration, “Direct evidence for neutrino flavor transformation from neutral-current interactions in the Sudbury Neutrino Observatory”, *Phys. Rev. Lett.* **89** (2002) 011301, doi:10.1103/PhysRevLett.89.011301, arXiv:nucl-ex/0204008.
- [3] KamLAND Collaboration, “First results from KamLAND: Evidence for reactor antineutrino disappearance”, *Phys. Rev. Lett.* **90** (2003) 021802, doi:10.1103/PhysRevLett.90.021802, arXiv:hep-ex/0212021.
- [4] S. Bilenky, “Neutrino oscillations: From a historical perspective to the present status”, *Nucl. Phys. B* **908** (2016) 2, doi:10.1016/j.nuclphysb.2016.01.025, arXiv:1602.00170.
- [5] S. Roy Choudhury and S. Hannestad, “Updated results on neutrino mass and mass hierarchy from cosmology with Planck 2018 likelihoods”, *JCAP* **07** (2020) 037, doi:10.1088/1475-7516/2020/07/037, arXiv:1907.12598.
- [6] M. Ivanov, M. Simonović, and M. Zaldarriaga, “Cosmological parameters and neutrino masses from the final Planck and full-shape BOSS data”, *Phys. Rev. D* **101** (2020) 083504, doi:10.1103/PhysRevD.101.083504, arXiv:1912.08208.
- [7] J. Formaggio, A. de Gouvêa, and R. Robertson, “Direct measurements of neutrino mass”, *Phys. Rept.* **914** (2021) 1, doi:10.1016/j.physrep.2021.02.002, arXiv:2102.00594.
- [8] P. Minkowski, “ $\mu \rightarrow e\gamma$  at a rate of one out of  $10^9$  muon decays?”, *Phys. Lett. B* **67** (1977) 421, doi:10.1016/0370-2693(77)90435-X.
- [9] T. Yanagida, “Horizontal symmetry and masses of neutrinos”, *Prog. of Theo. Phys.* **64** (1980) 1103.
- [10] M. Gell-Mann, P. Ramond, and R. Slansky, “Complex spinors and unified theories”, in *Supergravity*, p. 315. North Holland Publishing, 1979. arXiv:1306.4669.

- 
- [11] S. Glashow, "The future of elementary particle physics", *NATO Sci. Ser. B* **61** (1980) 687, doi:10.1007/978-1-4684-7197-7\_15.
- [12] R. N. Mohapatra and G. Senjanović, "Neutrino mass and spontaneous parity nonconservation", *Phys. Rev. Lett.* **44** (1980) 912, doi:10.1103/PhysRevLett.44.912.
- [13] J. Schechter and J. W. F. Valle, "Neutrino masses in  $SU(2) \otimes U(1)$  theories", *Phys. Rev. D* **22** (1980) 2227, doi:10.1103/PhysRevD.22.2227.
- [14] R. E. Shrock, "General theory of weak leptonic and semileptonic decays. I. Leptonic pseudoscalar meson decays, with associated tests for, and bounds on, neutrino masses and lepton mixing", *Phys. Rev. D* **24** (1981) 1232, doi:10.1103/PhysRevD.24.1232.
- [15] Y. Cai, T. Han, T. Li, and R. Ruiz, "Lepton number violation: Seesaw models and their collider tests", *Front. Phys.* **6** (2018) 40, doi:10.3389/fphy.2018.00040, arXiv:1711.02180.
- [16] Z. Maki, M. Nakagawa, and S. Sakata, "Remarks on the unified model of elementary particles", *Prog. Theor. Phys.* **28** (1962) 870, doi:10.1143/PTP.28.870.
- [17] B. Pontecorvo, "Neutrino experiments and the problem of conservation of leptonic charge", *Zh. Eksp. Teor. Fiz.* **53** (1967) 1717.
- [18] A. Das, P. Konar, and S. Majhi, "Production of Heavy neutrino in next-to-leading order QCD at the LHC and beyond", *JHEP* **06** (2016) 019, doi:10.1007/JHEP06(2016)019, arXiv:1604.00608.
- [19] A. Das and N. Okada, "Bounds on heavy Majorana neutrinos in type-I seesaw and implications for collider searches", *Phys. Lett. B* **774** (2017) 32, doi:10.1016/j.physletb.2017.09.042, arXiv:1702.04668.
- [20] G. Cottin et al., "Long-lived heavy neutral leptons with a displaced shower signature at CMS", *JHEP* **02** (2023) 011, doi:10.1007/JHEP02(2023)011, arXiv:2210.17446.
- [21] K. Bondarenko, A. Boyarsky, D. Gorbunov, and O. Ruchayskiy, "Phenomenology of GeV-scale heavy neutral leptons", *JHEP* **11** (2018) 032, doi:10.1007/JHEP11(2018)032, arXiv:1805.08567.
- [22] M. Fukugita and T. Yanagida, "Baryogenesis without grand unification", *Phys. Lett. B* **174** (1986) 45, doi:10.1016/0370-2693(86)91126-3.
- [23] E. Chun et al., "Probing leptogenesis", *Int. J. Mod. Phys. A* **33** (2018) 1842005, doi:10.1142/S0217751X18420058, arXiv:1711.02865.
- [24] A. Boyarsky et al., "Sterile neutrino dark matter", *Prog. Part. Nucl. Phys.* **104** (2019) 1, doi:10.1016/j.pnpnp.2018.07.004, arXiv:1807.07938v2.
- [25] V. Cirigliano et al., "Leptonic anomalous magnetic moments in  $\nu$  SMEFT", *JHEP* **08** (2021) 103, doi:10.1007/JHEP08(2021)103, arXiv:2105.11462.
- [26] Muon g-2 Collaboration, "Measurement of the Positive Muon Anomalous Magnetic Moment to 0.20 ppm", *Phys. Rev. Lett.* **131** (2023) 161802, doi:10.1103/PhysRevLett.131.161802, arXiv:2308.06230.

- [27] WA66 Collaboration, “Search for heavy neutrino decays in the BEBC beam dump experiment”, *Phys. Lett. B* **160** (1985) 207, doi:10.1016/0370-2693(85)91493-5.
- [28] CHARM Collaboration, “A search for decays of heavy neutrinos in the mass range 0.5–2.8 GeV”, *Phys. Lett. B* **166** (1986) 473, doi:10.1016/0370-2693(86)91601-1.
- [29] DELPHI Collaboration, “Search for neutral heavy leptons produced in Z decays”, *Z. Phys. C* **74** (1997) 57, doi:10.1007/s002880050370. [Erratum: doi:10.1007/BF03546181].
- [30] NuTeV(E815) Collaboration, “Search for neutral heavy leptons in a high-energy neutrino beam”, *Phys. Rev. Lett.* **83** (1999) 4943, doi:10.1103/PhysRevLett.83.4943, arXiv:hep-ex/9908011.
- [31] Belle Collaboration, “Search for heavy neutrinos at Belle”, *Phys. Rev. D* **87** (2013) 071102, doi:10.1103/PhysRevD.87.071102, arXiv:1301.1105. [Erratum: doi:10.1103/PhysRevD.95.099903].
- [32] F. F. Deppisch, P. S. Bhupal Dev, and A. Pilaftsis, “Neutrinos and collider physics”, *New J. Phys.* **17** (2015) 075019, doi:10.1088/1367-2630/17/7/075019, arXiv:1502.06541.
- [33] J. Beacham et al., “Physics beyond colliders at CERN: Beyond the standard model working group report”, *J. Phys. G* **47** (2020) 010501, doi:10.1088/1361-6471/ab4cd2, arXiv:1901.09966.
- [34] ATLAS Collaboration, “Search for heavy neutral leptons in decays of W bosons produced in 13 TeV pp collisions using prompt and displaced signatures with the ATLAS detector”, *JHEP* **10** (2019) 265, doi:10.1007/JHEP10(2019)265, arXiv:1905.09787.
- [35] ATLAS Collaboration, “Search for heavy neutral leptons in decays of W bosons using a dilepton displaced vertex in  $\sqrt{s} = 13$  TeV pp collisions with the ATLAS detector”, *Phys. Rev. Lett.* **131** (2023) 061803, doi:10.1103/PhysRevLett.131.061803, arXiv:2204.11988.
- [36] CMS Collaboration, “Search for heavy neutral leptons in events with three charged leptons in proton-proton collisions at  $\sqrt{s} = 13$  TeV”, *Phys. Rev. Lett.* **120** (2018) 221801, doi:10.1103/PhysRevLett.120.221801, arXiv:1802.02965.
- [37] CMS Collaboration, “Search for heavy Majorana neutrinos in same-sign dilepton channels in proton-proton collisions at  $\sqrt{s} = 13$  TeV”, *JHEP* **01** (2019) 122, doi:10.1007/JHEP01(2019)122, arXiv:1806.10905.
- [38] CMS Collaboration, “Search for long-lived heavy neutral leptons with displaced vertices in proton-proton collisions at  $\sqrt{s} = 13$  TeV”, *JHEP* **07** (2022) 081, doi:10.1007/JHEP07(2022)081, arXiv:2201.05578.
- [39] LHCb Collaboration, “Search for heavy neutral leptons in  $W^+ \rightarrow \mu^+ \mu^\pm \text{jet}$  decays”, *Eur. Phys. J. C* **81** (2021) 248, doi:10.1140/epjc/s10052-021-08973-5, arXiv:2011.05263.
- [40] LHCb Collaboration, “Search for long-lived particles decaying to  $e^\pm \mu^\mp \nu$ ”, *Eur. Phys. J. C* **81** (2021) 261, doi:10.1140/epjc/s10052-021-08994-0, arXiv:2012.02696.

- 
- [41] CMS Collaboration, “Search for long-lived heavy neutral leptons with lepton flavour conserving or violating decays to a jet and a charged lepton”, 12, 2023. arXiv:2312.07484. Submitted to *JHEP*.
- [42] CMS Collaboration, “Search for long-lived particles decaying in the CMS endcap muon detectors in proton-proton collisions at  $\sqrt{s} = 13$  TeV”, *Phys. Rev. Lett.* **127** (2021) 261804, doi:10.1103/PhysRevLett.127.261804, arXiv:2107.04838.
- [43] HEPData record for this analysis, 2023. doi:10.17182/hepdata.146757.
- [44] CMS Collaboration, “Performance of the CMS Drift Tube Chambers with Cosmic Rays”, *JINST* **5** (2010) T03015, doi:10.1088/1748-0221/5/03/T03015, arXiv:0911.4855.
- [45] CMS Collaboration, “Performance of the CMS Level-1 trigger in proton-proton collisions at  $\sqrt{s} = 13$  TeV”, *JINST* **15** (2020) P10017, doi:10.1088/1748-0221/15/10/P10017, arXiv:2006.10165.
- [46] CMS Collaboration, “The CMS trigger system”, *JINST* **12** (2017) P01020, doi:10.1088/1748-0221/12/01/P01020, arXiv:1609.02366.
- [47] CMS Collaboration, “The CMS experiment at the CERN LHC”, *JINST* **3** (2008) S08004, doi:10.1088/1748-0221/3/08/S08004.
- [48] P. Nason, “A new method for combining NLO QCD with shower Monte Carlo algorithms”, *JHEP* **11** (2004) 040, doi:10.1088/1126-6708/2004/11/040, arXiv:hep-ph/0409146.
- [49] S. Frixione, P. Nason, and C. Oleari, “Matching NLO QCD computations with parton shower simulations: the POWHEG method”, *JHEP* **11** (2007) 070, doi:10.1088/1126-6708/2007/11/070, arXiv:0709.2092.
- [50] S. Alioli, P. Nason, C. Oleari, and E. Re, “A general framework for implementing NLO calculations in shower Monte Carlo programs: the POWHEG box”, *JHEP* **06** (2010) 043, doi:10.1007/JHEP06(2010)043, arXiv:1002.2581.
- [51] R. Gavin, Y. Li, F. Petriello, and S. Quackenbush, “FEWZ 2.0: A code for hadronic Z production at next-to-next-to-leading order”, *Comput. Phys. Commun.* **182** (2011) 2388, doi:10.1016/j.cpc.2011.06.008, arXiv:1011.3540.
- [52] R. Gavin, Y. Li, F. Petriello, and S. Quackenbush, “W physics at the LHC with FEWZ 2.1”, *Comput. Phys. Commun.* **184** (2013) 208, doi:10.1016/j.cpc.2012.09.005, arXiv:1201.5896.
- [53] J. Alwall et al., “The automated computation of tree-level and next-to-leading order differential cross sections, and their matching to parton shower simulations”, *JHEP* **07** (2014) 079, doi:10.1007/JHEP07(2014)079, arXiv:1405.0301.
- [54] D. Alva, T. Han, and R. Ruiz, “Heavy Majorana neutrinos from  $W\gamma$  fusion at hadron colliders”, *JHEP* **02** (2015) 072, doi:10.1007/JHEP02(2015)072, arXiv:1411.7305.
- [55] C. Degrande, O. Mattelaer, R. Ruiz, and J. Turner, “Fully-automated precision predictions for heavy neutrino production mechanisms at hadron colliders”, *Phys. Rev. D* **94** (2016) 053002, doi:10.1103/PhysRevD.94.053002, arXiv:1602.06957.



- [56] S. Pascoli, R. Ruiz, and C. Weiland, “Heavy neutrinos with dynamic jet vetoes: Multilepton searches at  $\sqrt{s} = 14, 27, \text{ and } 100 \text{ TeV}$ ”, *JHEP* **06** (2019) 049, doi:10.1007/JHEP06(2019)049, arXiv:1812.08750.
- [57] T. Sjöstrand et al., “An introduction to PYTHIA 8.2”, *Comp. Phys. Comm.* **191** (2015) 159, doi:10.1016/j.cpc.2015.01.024, arXiv:1410.3012.
- [58] Y. Li and F. Petriello, “Combining QCD and electroweak corrections to dilepton production in FEWZ”, *Phys. Rev. D* **86** (2012) 094034, doi:10.1103/PhysRevD.86.094034, arXiv:1208.5967.
- [59] S. Camarda et al., “DYTURBO: Fast predictions for Drell-Yan processes”, *Eur. Phys. J. C* **80** (2020) 251, doi:10.1140/epjc/s10052-020-7757-5, arXiv:1910.07049.
- [60] S. Camarda, L. Cieri, and G. Ferrera, “Drell-yan lepton-pair production:  $q_T$  resummation at  $N^3\text{LL}$  accuracy and fiducial cross sections at  $N^3\text{LO}$ ”, *Phys. Rev. D* **104** (2021) L111503, doi:10.1103/PhysRevD.104.L111503, arXiv:2103.04974v3.
- [61] GEANT4 Collaboration, “GEANT4—a simulation toolkit”, *Nucl. Instrum. Meth. A* **506** (2003) 250, doi:10.1016/S0168-9002(03)01368-8.
- [62] CMS Collaboration, “Precision luminosity measurement in proton-proton collisions at  $\sqrt{s} = 13 \text{ TeV}$  in 2015 and 2016 at CMS”, *Eur. Phys. J. C* **81** (2021) 800, doi:10.1140/epjc/s10052-021-09538-2, arXiv:2104.01927.
- [63] CMS Collaboration, “CMS luminosity measurement for the 2017 data-taking period at  $\sqrt{s} = 13 \text{ TeV}$ ”, CMS Physics Analysis Summary CMS-PAS-LUM-17-004, 2018.
- [64] CMS Collaboration, “CMS luminosity measurement for the 2018 data-taking period at  $\sqrt{s} = 13 \text{ TeV}$ ”, CMS Physics Analysis Summary CMS-PAS-LUM-18-002, 2019.
- [65] CMS Collaboration, “Event generator tunes obtained from underlying event and multiparton scattering measurements”, *Eur. Phys. J. C* **76** (2016) 155, doi:10.1140/epjc/s10052-016-3988-x, arXiv:1512.00815.
- [66] CMS Collaboration, “Extraction and validation of a new set of CMS PYTHIA 8 tunes from underlying-event measurements”, *Eur. Phys. J. C* **80** (2020) 4, doi:10.1140/epjc/s10052-019-7499-4, arXiv:1903.12179.
- [67] NNPDF Collaboration, “Parton distributions for the LHC Run II”, *JHEP* **04** (2015) 040, doi:10.1007/JHEP04(2015)040, arXiv:1410.8849.
- [68] NNPDF Collaboration, “Parton distributions from high-precision collider data”, *Eur. Phys. J. C* **77** (2017) 663, doi:10.1140/epjc/s10052-017-5199-5, arXiv:1706.00428.
- [69] CMS Collaboration, “Particle-flow reconstruction and global event description with the CMS detector”, *JINST* **12** (2017) P10003, doi:10.1088/1748-0221/12/10/P10003, arXiv:1706.04965.
- [70] CMS Collaboration, “Electron and photon reconstruction and identification with the CMS experiment at the CERN LHC”, *JINST* **16** (2021) P05014, doi:10.1088/1748-0221/16/05/P05014, arXiv:2012.06888.

- 
- [71] CMS Collaboration, “Performance of the CMS muon detector and muon reconstruction with proton-proton collisions at  $\sqrt{s} = 13$  TeV”, *JINST* **13** (2018) P06015, doi:10.1088/1748-0221/13/06/P06015, arXiv:1804.04528.
- [72] CMS Collaboration, “Performance of photon reconstruction and identification with the CMS detector in proton-proton collisions at  $\sqrt{s} = 8$  TeV”, *JINST* **10** (2015) P08010, doi:10.1088/1748-0221/10/08/P08010, arXiv:1502.02702.
- [73] M. Cacciari, G. P. Salam, and G. Soyez, “The anti- $k_T$  jet clustering algorithm”, *JHEP* **04** (2008) 063, doi:10.1088/1126-6708/2008/04/063, arXiv:0802.1189.
- [74] M. Cacciari, G. P. Salam, and G. Soyez, “FASTJET user manual”, *Eur. Phys. J. C* **72** (2012) 1896, doi:10.1140/epjc/s10052-012-1896-2, arXiv:1111.6097.
- [75] CMS Collaboration, “Pileup mitigation at CMS in 13 TeV data”, *JINST* **15** (2020) P09018, doi:10.1088/1748-0221/15/09/P09018, arXiv:2003.00503.
- [76] CMS Collaboration, “Jet energy scale and resolution in the CMS experiment in pp collisions at 8 TeV”, *JINST* **12** (2017) P02014, doi:10.1088/1748-0221/12/02/P02014, arXiv:1607.03663.
- [77] CMS Collaboration, “Performance of missing transverse momentum reconstruction in proton-proton collisions at  $\sqrt{s} = 13$  TeV using the CMS detector”, *JINST* **14** (2019) P07004, doi:10.1088/1748-0221/14/07/P07004, arXiv:1903.06078.
- [78] CMS Collaboration, “Technical proposal for the Phase-II upgrade of the Compact Muon Solenoid”, CMS Technical Proposal CERN-LHCC-2015-010, CMS-TDR-15-02, 2015.
- [79] M. Ester, H.-P. Kriegel, J. Sander, and X. Xu, “A density-based algorithm for discovering clusters in large spatial databases with noise”, in *Proc. 2nd Int. Conf. on Knowledge Discovery and Data Mining*, p. 226. Association for the Advancement of Artificial Intelligence, 1996.
- [80] CMS Collaboration, “Identification of b-quark jets with the CMS experiment”, *JINST* **8** (2013) P04013, doi:10.1088/1748-0221/8/04/P04013, arXiv:1211.4462.
- [81] CMS Collaboration, “Identification of heavy-flavour jets with the CMS detector in pp collisions at 13 TeV”, *JINST* **13** (2018) P05011, doi:10.1088/1748-0221/13/05/P05011, arXiv:1712.07158.
- [82] T. Junk, “Confidence level computation for combining searches with small statistics”, *Nucl. Instrum. Meth. A* **434** (1999) 435, doi:10.1016/S0168-9002(99)00498-2, arXiv:hep-ex/9902006.
- [83] A. L. Read, “Presentation of search results: the  $CL_s$  technique”, *J. Phys. G* **28** (2002) 2693, doi:10.1088/0954-3899/28/10/313.
- [84] ATLAS and CMS Collaborations, and the LHC Higgs Combination Group, “Procedure for the LHC Higgs boson search combination in Summer 2011”, Technical Report CMS-NOTE-2011-005, ATL-PHYS-PUB-2011-11, 2011.
- [85] G. Cowan, K. Cranmer, E. Gross, and O. Vitells, “Asymptotic formulae for likelihood-based tests of new physics”, *Eur. Phys. J. C* **71** (2011) 1554, doi:10.1140/epjc/s10052-011-1554-0, arXiv:1007.1727. [Erratum: doi:10.1140/epjc/s10052-013-2501-z].

- 
- [86] M. Drewes, J. Klarić, and J. López-Pavón, “New benchmark models for heavy neutral lepton searches”, *Eur. Phys. J. C* **82** (2022) 1176, doi:10.1140/epjc/s10052-022-11100-7, arXiv:2207.02742.



## A The CMS Collaboration

### Yerevan Physics Institute, Yerevan, Armenia

A. Hayrapetyan, A. Tumasyan<sup>1</sup> 

### Institut für Hochenergiephysik, Vienna, Austria

W. Adam , J.W. Andrejkovic, T. Bergauer , S. Chatterjee , K. Damanakis , M. Dragicevic , P.S. Hussain , M. Jeitler<sup>2</sup> , N. Krammer , A. Li , D. Liko , I. Mikulec , J. Schieck<sup>2</sup> , R. Schöfbeck , D. Schwarz , M. Sonawane , S. Templ , W. Waltenberger , C.-E. Wulz<sup>2</sup> 















### Universiteit Antwerpen, Antwerpen, Belgium

M.R. Darwish<sup>3</sup> , T. Janssen , P. Van Mechelen 

### Vrije Universiteit Brussel, Brussel, Belgium

E.S. Bols , J. D'Hondt , S. Dansana , A. De Moor , M. Delcourt , H. El Faham , S. Lowette , I. Makarenko , D. Müller , A.R. Sahasransu , S. Tavernier , M. Tytgat<sup>4</sup> , S. Van Putte , D. Vannerom 

### Université Libre de Bruxelles, Bruxelles, Belgium

B. Clerbaux , G. De Lentdecker , L. Favart , D. Hohov , J. Jaramillo , A. Khalilzadeh, K. Lee , M. Mahdavihorrami , A. Malara , S. Paredes , L. Pétré , N. Postiau, L. Thomas , M. Vanden Bemden , C. Vander Velde , P. Vanlaer 







### Ghent University, Ghent, Belgium

M. De Coen , D. Dobur , Y. Hong , J. Knolle , L. Lambrecht , G. Mestdach, C. Rendón, A. Samalan, K. Skovpen , N. Van Den Bossche , L. Wezenbeek 



















### Université Catholique de Louvain, Louvain-la-Neuve, Belgium

A. Benecke , G. Bruno , C. Caputo , C. Delaere , I.S. Donertas , A. Giammanco , K. Jaffel , Sa. Jain , V. Lemaitre, J. Lidrych , P. Mastrapasqua , K. Mondal , T.T. Tran , S. Wertz 

### Centro Brasileiro de Pesquisas Físicas, Rio de Janeiro, Brazil

G.A. Alves , E. Coelho , C. Hensel , T. Menezes De Oliveira , A. Moraes , P. Rebello Teles , M. Soeiro

### Universidade do Estado do Rio de Janeiro, Rio de Janeiro, Brazil

W.L. Aldá Júnior , M. Alves Gallo Pereira , M. Barroso Ferreira Filho , H. Brandao Malbouisson , W. Carvalho , J. Chinellato<sup>5</sup>, E.M. Da Costa , G.G. Da Silveira<sup>6</sup> , D. De Jesus Damiao , S. Fonseca De Souza , J. Martins<sup>7</sup> , C. Mora Herrera , K. Mota Amarilo , L. Mundim , H. Nogima , A. Santoro , A. Sznajder , M. Thiel , A. Vilela Pereira 

### Universidade Estadual Paulista, Universidade Federal do ABC, São Paulo, Brazil

C.A. Bernardes<sup>6</sup> , L. Calligaris , T.R. Fernandez Perez Tomei , E.M. Gregores , P.G. Mercadante , S.F. Novaes , B. Orzari , Sandra S. Padula 

### Institute for Nuclear Research and Nuclear Energy, Bulgarian Academy of Sciences, Sofia, Bulgaria

A. Aleksandrov , G. Antchev , R. Hadjiiska , P. Iaydjiev , M. Misheva , M. Shopova , G. Sultanov 




### University of Sofia, Sofia, Bulgaria

A. Dimitrov , L. Litov , B. Pavlov , P. Petkov , A. Petrov , E. Shumka 

**Instituto De Alta Investigación, Universidad de Tarapacá, Casilla 7 D, Arica, Chile**

S. Keshri , S. Thakur 












**Beihang University, Beijing, China**

T. Cheng , Q. Guo, T. Javaid , L. Yuan 

**Department of Physics, Tsinghua University, Beijing, China**

Z. Hu , J. Liu, K. Yi<sup>8,9</sup> 

**Institute of High Energy Physics, Beijing, China**

G.M. Chen<sup>10</sup> , H.S. Chen<sup>10</sup> , M. Chen<sup>10</sup> , F. Iemmi , C.H. Jiang, A. Kapoor<sup>11</sup> , H. Liao , Z.-A. Liu<sup>12</sup> , R. Sharma<sup>13</sup> , J.N. Song<sup>12</sup>, J. Tao , C. Wang<sup>10</sup>, J. Wang , Z. Wang<sup>10</sup>, H. Zhang 

**State Key Laboratory of Nuclear Physics and Technology, Peking University, Beijing, China**

A. Agapitos , Y. Ban , A. Levin , C. Li , Q. Li , Y. Mao, S.J. Qian , X. Sun , D. Wang , H. Yang, L. Zhang , C. Zhou 

**Sun Yat-Sen University, Guangzhou, China**

Z. You 




**University of Science and Technology of China, Hefei, China**

N. Lu 

**Nanjing Normal University, Nanjing, China**

G. Bauer<sup>14</sup>

**Institute of Modern Physics and Key Laboratory of Nuclear Physics and Ion-beam Application (MOE) - Fudan University, Shanghai, China**

X. Gao<sup>15</sup> , D. Leggat, H. Okawa , Y. Zhang 





**Zhejiang University, Hangzhou, Zhejiang, China**

Z. Lin , C. Lu , M. Xiao 





**Universidad de Los Andes, Bogota, Colombia**

C. Avila , D.A. Barbosa Trujillo, A. Cabrera , C. Florez , J. Fraga , J.A. Reyes Vega

**Universidad de Antioquia, Medellin, Colombia**

J. Mejia Guisao , F. Ramirez , M. Rodriguez , J.D. Ruiz Alvarez 

**University of Split, Faculty of Electrical Engineering, Mechanical Engineering and Naval Architecture, Split, Croatia**

D. Giljanovic , N. Godinovic , D. Lelas , A. Sculac 









**University of Split, Faculty of Science, Split, Croatia**

M. Kovac , T. Sculac<sup>16</sup> 




**Institute Rudjer Boskovic, Zagreb, Croatia**









































































































P. Bargassa , V. Brigljevic , B.K. Chitroda , D. Ferencek , S. Mishra , A. Starodumov<sup>17</sup> , T. Susa 

**University of Cyprus, Nicosia, Cyprus**

A. Attikis , K. Christoforou , S. Konstantinou , J. Mousa , C. Nicolaou, F. Ptochos , P.A. Razis , H. Rykaczewski, H. Saka , A. Stepennov 

**Charles University, Prague, Czech Republic**

























M. Finger , M. Finger Jr. , A. Kveton 

**Escuela Politecnica Nacional, Quito, Ecuador**E. Ayala **Universidad San Francisco de Quito, Quito, Ecuador**E. Carrera Jarrin **Academy of Scientific Research and Technology of the Arab Republic of Egypt, Egyptian Network of High Energy Physics, Cairo, Egypt**S. Elgammal<sup>18</sup>, A. Ellithi Kamel<sup>19</sup>**Center for High Energy Physics (CHEP-FU), Fayoum University, El-Fayoum, Egypt**M. Abdullah Al-Mashad , M.A. Mahmoud **National Institute of Chemical Physics and Biophysics, Tallinn, Estonia**R.K. Dewanjee<sup>20</sup> , K. Ehataht , M. Kadastik, T. Lange , S. Nandan , C. Nielsen , J. Pata , M. Raidal , L. Tani , C. Veelken **Department of Physics, University of Helsinki, Helsinki, Finland**H. Kirschenmann , K. Osterberg , M. Voutilainen **Helsinki Institute of Physics, Helsinki, Finland**S. Bharthuar , E. Brücken , F. Garcia , J. Havukainen , K.T.S. Kallonen , R. Kinnunen, T. Lampén , K. Lassila-Perini , S. Lehti , T. Lindén , M. Lotti, L. Martikainen , M. Myllymäki , M.m. Rantanen , H. Siikonen , E. Tuominen , J. Tuominiemi **Lappeenranta-Lahti University of Technology, Lappeenranta, Finland**P. Luukka , H. Petrow , T. Tuuva<sup>†</sup>**IRFU, CEA, Université Paris-Saclay, Gif-sur-Yvette, France**M. Besancon , F. Couderc , M. Dejardin , D. Denegri, J.L. Faure, F. Ferri , S. Ganjour , P. Gras , G. Hamel de Monchenault , V. Lohezic , J. Malcles , J. Rander, A. Rosowsky , M.Ö. Sahin , A. Savoy-Navarro<sup>21</sup> , P. Simkina , M. Titov , M. Tornago **Laboratoire Leprince-Ringuet, CNRS/IN2P3, Ecole Polytechnique, Institut Polytechnique de Paris, Palaiseau, France**C. Baldenegro Barrera , F. Beaudette , A. Buchot Perraguin , P. Busson , A. Cappati , C. Charlot , F. Damas , O. Davignon , A. De Wit , G. Falmagne , B.A. Fontana Santos Alves , S. Ghosh , A. Gilbert , R. Granier de Cassagnac , A. Hakimi , B. Harikrishnan , L. Kalipoliti , G. Liu , J. Motta , M. Nguyen , C. Ochando , L. Portales , R. Salerno , J.B. Sauvan , Y. Sirois , A. Tarabini , E. Vernazza , A. Zabi , A. Zghiche **Université de Strasbourg, CNRS, IPHC UMR 7178, Strasbourg, France**J.-L. Agram<sup>22</sup> , J. Andrea , D. Apparú , D. Bloch , J.-M. Brom , E.C. Chabert , C. Collard , S. Falke , U. Goerlach , C. Grimault, R. Haeberle , A.-C. Le Bihan , M. Meena , G. Saha , M.A. Sessini , P. Van Hove **Institut de Physique des 2 Infinis de Lyon (IP2I ), Villeurbanne, France**S. Beauceron , B. Blancon , G. Boudoul , N. Chanon , J. Choi , D. Contardo , P. Depasse , C. Dozen<sup>23</sup> , H. El Mamouni, J. Fay , S. Gascon , M. Gouzevitch , C. Greenberg, G. Grenier , B. Ille , I.B. Laktineh, M. Lethuillier , L. Mirabito, S. Perries, A. Purohit , M. Vander Donckt , P. Verdier , J. Xiao **Georgian Technical University, Tbilisi, Georgia**I. Lomidze , T. Toriashvili<sup>24</sup> , Z. Tsamalaidze<sup>17</sup> 




**RWTH Aachen University, I. Physikalisches Institut, Aachen, Germany**

V. Botta , L. Feld , K. Klein , M. Lipinski , D. Meuser , A. Pauls , N. Röwert , M. Teroerde 














**RWTH Aachen University, III. Physikalisches Institut A, Aachen, Germany**

S. Diekmann , A. Dodonova , N. Eich , D. Eliseev , F. Engelke , M. Erdmann , P. Fackeldey , B. Fischer , T. Hebbeker , K. Hoepfner , F. Ivone , A. Jung , M.y. Lee , L. Mastrolorenzo, F. Mausolf , M. Merschmeyer , A. Meyer , S. Mukherjee , D. Noll , A. Novak , F. Nowotny, A. Pozdnyakov , Y. Rath, W. Redjeb , F. Rehm, H. Reithler , U. Sarkar , V. Sarkisovi , A. Schmidt , A. Sharma , J.L. Spah , A. Stein , F. Torres Da Silva De Araujo<sup>25</sup> , L. Vigilante, S. Wiedenbeck , S. Zaleski
























**RWTH Aachen University, III. Physikalisches Institut B, Aachen, Germany**

C. Dziwok , G. Flügge , W. Haj Ahmad<sup>26</sup> , T. Kress , A. Nowack , O. Pooth , A. Stahl , T. Ziemons , A. Zotz 

**Deutsches Elektronen-Synchrotron, Hamburg, Germany**

H. Aarup Petersen , M. Aldaya Martin , J. Alimena , S. Amoroso, Y. An , S. Baxter , M. Bayatmakou , H. Becerril Gonzalez , O. Behnke , A. Belvedere , S. Bhattacharya , F. Blekman<sup>27</sup> , K. Borras<sup>28</sup> , D. Brunner , A. Campbell , A. Cardini , C. Cheng, F. Colombina , S. Consuegra Rodríguez , G. Correia Silva , M. De Silva , G. Eckerlin, D. Eckstein , L.I. Estevez Banos , O. Filatov , E. Gallo<sup>27</sup> , A. Geiser , A. Giraldi , G. Greau, V. Guglielmi , M. Guthoff , A. Hinzmann , A. Jafari<sup>29</sup> , L. Jeppe , N.Z. Jomhari , B. Kaech , M. Kasemann , H. Kaveh , C. Kleinwort , R. Kogler , M. Komm , D. Krücker , W. Lange, D. Leyva Pernia , K. Lipka<sup>30</sup> , W. Lohmann<sup>31</sup> , R. Mankel , I.-A. Melzer-Pellmann , M. Mendizabal Morentin , J. Metwally, A.B. Meyer , G. Milella , A. Mussgiller , L.P. Nair , A. Nürnberg , Y. Otariid, J. Park , D. Pérez Adán , E. Ranken , A. Raspereza , B. Ribeiro Lopes , J. Rübenach, A. Saggio , M. Scham<sup>32,28</sup> , S. Schnake<sup>28</sup> , P. Schütze , C. Schwanenberger<sup>27</sup> , D. Selivanova , M. Shchedrolosiev , R.E. Sosa Ricardo , D. Stafford, F. Vazzoler , A. Ventura Barroso , R. Walsh , Q. Wang , Y. Wen , K. Wichmann, L. Wiens<sup>28</sup> , C. Wissing , Y. Yang , A. Zimmermann Castro Santos 

**University of Hamburg, Hamburg, Germany**

A. Albrecht , S. Albrecht , M. Antonello , S. Bein , L. Benato , M. Bonanomi , P. Connor , M. Eich, K. El Morabit , Y. Fischer , A. Fröhlich, C. Garbers , E. Garutti , A. Grohsjean , M. Hajheidari, J. Haller , H.R. Jabusch , G. Kasieczka , P. Keicher, R. Klanner , W. Korcari , T. Kramer , V. Kutzner , F. Labe , J. Lange , A. Lobanov , C. Matthies , A. Mehta , L. Moureaux , M. Mrowietz, A. Nigamova , Y. Nissan, A. Paasch , K.J. Pena Rodriguez , T. Quadfasel , B. Raciti , M. Rieger , D. Savoii , J. Schindler , P. Schleper , M. Schröder , J. Schwandt , M. Sommerhalder , H. Stadie , G. Steinbrück , A. Tews, M. Wolf 

**Karlsruher Institut fuer Technologie, Karlsruhe, Germany**

S. Brommer , M. Burkart, E. Butz , T. Chwalek , A. Dierlamm , A. Droll, N. Faltermann , M. Giffels , A. Gottmann , F. Hartmann<sup>33</sup> , R. Hofsaess , M. Horzela , U. Husemann , J. Kieseler , M. Klute , R. Koppenhöfer , J.M. Lawhorn , M. Link, A. Lintuluoto , S. Maier , S. Mitra , M. Mormile , Th. Müller , M. Neukum, M. Oh , M. Presilla , G. Quast , K. Rabbertz , B. Regnery , N. Shadskiy , I. Shvetsov , H.J. Simonis , M. Toms<sup>34</sup> , N. Trevisani , R. Ulrich , J. van der Linden , R.F. Von Cube , M. Wassmer , S. Wieland , F. Wittig, R. Wolf , S. Wunsch, X. Zuo 



**Institute of Nuclear and Particle Physics (INPP), NCSR Demokritos, Aghia Paraskevi, Greece**

G. Anagnostou, G. Daskalakis , A. Kyriakis, A. Papadopoulos<sup>33</sup>, A. Stakia 








**National and Kapodistrian University of Athens, Athens, Greece**

P. Kontaxakis , G. Melachroinos, A. Panagiotou, I. Papavergou , I. Paraskevas , N. Saoulidou , K. Theofilatos , E. Tziaferi , K. Vellidis , I. Zisopoulos 






**National Technical University of Athens, Athens, Greece**

G. Bakas , T. Chatzistavrou, G. Karapostoli , K. Kousouris , I. Papakrivopoulos , E. Siamarkou, G. Tsipolitis, A. Zacharopoulou

**University of Ioánnina, Ioánnina, Greece**

K. Adamidis, I. Bestintzanos, I. Evangelou , C. Foudas, P. Gianneios , C. Kamtsikis, P. Katsoulis, P. Kokkas , P.G. Kosmoglou Kioseoglou , N. Manthos , I. Papadopoulos , J. Strologas 


**HUN-REN Wigner Research Centre for Physics, Budapest, Hungary**

M. Bartók<sup>35</sup> , C. Hajdu , D. Horvath<sup>36,37</sup> , F. Sikler , V. Veszpremi 

**MTA-ELTE Lendület CMS Particle and Nuclear Physics Group, Eötvös Loránd University, Budapest, Hungary**

M. Csanád , K. Farkas , M.M.A. Gadallah<sup>38</sup> , Á. Kadlecik , P. Major , K. Mandal , G. Pásztor , A.J. Rádl<sup>39</sup> , G.I. Veres 




**Faculty of Informatics, University of Debrecen, Debrecen, Hungary**

P. Raics, B. Ujvari , G. Zilizi 















**Institute of Nuclear Research ATOMKI, Debrecen, Hungary**

G. Bencze, S. Czellar, J. Karancsi<sup>35</sup> , J. Molnar, Z. Szillasi

**Karoly Robert Campus, MATE Institute of Technology, Gyongyos, Hungary**

T. Csorgo<sup>39</sup> , F. Nemes<sup>39</sup> , T. Novak 

**Panjab University, Chandigarh, India**

J. Babbar , S. Bansal , S.B. Beri, V. Bhatnagar , G. Chaudhary , S. Chauhan , N. Dhingra<sup>40</sup> , A. Kaur , A. Kaur , H. Kaur , M. Kaur , S. Kumar , K. Sandeep , T. Sheokand, J.B. Singh , A. Singla 















**University of Delhi, Delhi, India**

A. Ahmed , A. Bhardwaj , A. Chhetri , B.C. Choudhary , A. Kumar , A. Kumar , M. Naimuddin , K. Ranjan , S. Saumya 



**Saha Institute of Nuclear Physics, HBNI, Kolkata, India**

S. Baradia , S. Barman<sup>41</sup> , S. Bhattacharya , S. Dutta , S. Dutta, P. Palit , S. Sarkar






**Indian Institute of Technology Madras, Madras, India**






M.M. Ameen , P.K. Behera , S.C. Behera , S. Chatterjee , P. Jana , P. Kalbhor , J.R. Komaragiri<sup>42</sup> , D. Kumar<sup>42</sup> , L. Panwar<sup>42</sup> , P.R. Pujahari , N.R. Saha , A. Sharma , A.K. Sikdar , S. Verma 

**Tata Institute of Fundamental Research-A, Mumbai, India**





S. Dugad, M. Kumar , G.B. Mohanty , P. Suryadevara

**Tata Institute of Fundamental Research-B, Mumbai, India**









A. Bala , S. Banerjee , R.M. Chatterjee, M. Guchait , Sh. Jain , S. Karmakar 

S. Kumar , G. Majumder , K. Mazumdar , S. Parolia , A. Thachayath 

**National Institute of Science Education and Research, An OCC of Homi Bhabha National Institute, Bhubaneswar, Odisha, India**

S. Bahinipati<sup>43</sup> , A.K. Das , C. Kar , D. Maity<sup>44</sup> , P. Mal , T. Mishra , V.K. Muraleedharan Nair Bindhu<sup>44</sup> , K. Naskar<sup>44</sup> , A. Nayak<sup>44</sup> , P. Sadangi , P. Saha , S.K. Swain , S. Varghese<sup>44</sup> , D. Vats<sup>44</sup> 

**Indian Institute of Science Education and Research (IISER), Pune, India**

S. Acharya<sup>45</sup> , A. Alpana , S. Dube , B. Gomber<sup>45</sup> , B. Kansal , A. Laha , B. Sahu<sup>45</sup> , S. Sharma 

**Isfahan University of Technology, Isfahan, Iran**

H. Bakhshiansohi<sup>46</sup> , E. Khazaie<sup>47</sup> , M. Zeinali<sup>48</sup> 

































**Institute for Research in Fundamental Sciences (IPM), Tehran, Iran**

S. Chenarani<sup>49</sup> , S.M. Etesami , M. Khakzad , M. Mohammadi Najafabadi 




























**University College Dublin, Dublin, Ireland**

M. Grunewald 






**INFN Sezione di Bari<sup>a</sup>, Università di Bari<sup>b</sup>, Politecnico di Bari<sup>c</sup>, Bari, Italy**

M. Abbrescia<sup>a,b</sup> , R. Aly<sup>a,c,50</sup> , A. Colaleo<sup>a,b</sup> , D. Creanza<sup>a,c</sup> , B. D'Anzi<sup>a,b</sup> , N. De Filippis<sup>a,c</sup> , M. De Palma<sup>a,b</sup> , A. Di Florio<sup>a,c</sup> , W. Elmetenawee<sup>a,b,50</sup> , L. Fiore<sup>a</sup> , G. Iaselli<sup>a,c</sup> , M. Louka<sup>a,b</sup> , G. Maggi<sup>a,c</sup> , M. Maggi<sup>a</sup> , I. Margjeka<sup>a,b</sup> , V. Mastrapasqua<sup>a,b</sup> , S. My<sup>a,b</sup> , S. Nuzzo<sup>a,b</sup> , A. Pellecchia<sup>a,b</sup> , A. Pompili<sup>a,b</sup> , G. Pugliese<sup>a,c</sup> , R. Radogna<sup>a</sup> , G. Ramirez-Sanchez<sup>a,c</sup> , D. Ramos<sup>a</sup> , A. Ranieri<sup>a</sup> , L. Silvestris<sup>a</sup> , F.M. Simone<sup>a,b</sup> , Ü. Sözbilir<sup>a</sup> , A. Stamerra<sup>a</sup> , R. Venditti<sup>a</sup> , P. Verwilligen<sup>a</sup> , A. Zaza<sup>a,b</sup> 




















**INFN Sezione di Bologna<sup>a</sup>, Università di Bologna<sup>b</sup>, Bologna, Italy**

G. Abbiendi<sup>a</sup> , C. Battilana<sup>a,b</sup> , D. Bonacorsi<sup>a,b</sup> , L. Borgonovi<sup>a</sup> , P. Capiluppi<sup>a,b</sup> , A. Castro<sup>a,b</sup> , F.R. Cavallo<sup>a</sup> , M. Cuffiani<sup>a,b</sup> , G.M. Dallavalle<sup>a</sup> , T. Diotallevi<sup>a,b</sup> , F. Fabbri<sup>a</sup> , A. Fanfani<sup>a,b</sup> , D. Fasanella<sup>a,b</sup> , P. Giacomelli<sup>a</sup> , L. Giommi<sup>a,b</sup> , C. Grandi<sup>a</sup> , L. Guiducci<sup>a,b</sup> , S. Lo Meo<sup>a,51</sup> , L. Lunerti<sup>a,b</sup> , S. Marcellini<sup>a</sup> , G. Masetti<sup>a</sup> , F.L. Navarria<sup>a,b</sup> , A. Perrotta<sup>a</sup> , F. Primavera<sup>a,b</sup> , A.M. Rossi<sup>a,b</sup> , T. Rovelli<sup>a,b</sup> , G.P. Siroli<sup>a,b</sup> 

**INFN Sezione di Catania<sup>a</sup>, Università di Catania<sup>b</sup>, Catania, Italy**

S. Costa<sup>a,b,52</sup> , A. Di Mattia<sup>a</sup> , R. Potenza<sup>a,b</sup> , A. Tricomi<sup>a,b,52</sup> , C. Tuve<sup>a,b</sup> 

**INFN Sezione di Firenze<sup>a</sup>, Università di Firenze<sup>b</sup>, Firenze, Italy**

P. Assiouras<sup>a</sup> , G. Barbagli<sup>a</sup> , G. Bardelli<sup>a,b</sup> , B. Camaiani<sup>a,b</sup> , A. Cassese<sup>a</sup> , R. Ceccarelli<sup>a</sup> , V. Ciulli<sup>a,b</sup> , C. Civinini<sup>a</sup> , R. D'Alessandro<sup>a,b</sup> , E. Focardi<sup>a,b</sup> , T. Kello<sup>a</sup> , G. Latino<sup>a,b</sup> , P. Lenzi<sup>a,b</sup> , M. Lizzo<sup>a</sup> , M. Meschini<sup>a</sup> , S. Paoletti<sup>a</sup> , A. Papanastassiou<sup>a,b</sup> , G. Sguazzoni<sup>a</sup> , L. Viliani<sup>a</sup> 






**INFN Laboratori Nazionali di Frascati, Frascati, Italy**



















L. Benussi , S. Bianco , S. Meola<sup>53</sup> , D. Piccolo 

**INFN Sezione di Genova<sup>a</sup>, Università di Genova<sup>b</sup>, Genova, Italy**











P. Chatagnon<sup>a</sup> , F. Ferro<sup>a</sup> , E. Robutti<sup>a</sup> , S. Tosi<sup>a,b</sup> 

**INFN Sezione di Milano-Bicocca<sup>a</sup>, Università di Milano-Bicocca<sup>b</sup>, Milano, Italy**




























A. Benaglia<sup>a</sup> , G. Boldrini<sup>a,b</sup> , F. Brivio<sup>a</sup> , F. Cetorelli<sup>a</sup> , F. De Guio<sup>a,b</sup> 

M.E. Dinardo<sup>a,b</sup> , P. Dini<sup>a</sup> , S. Gennai<sup>a</sup> , R. Gerosa<sup>a,b</sup> , A. Ghezzi<sup>a,b</sup> , P. Govoni<sup>a,b</sup> , L. Guzzi<sup>a</sup> , M.T. Lucchini<sup>a,b</sup> , M. Malberti<sup>a</sup> , S. Malvezzi<sup>a</sup> , A. Massironi<sup>a</sup> , D. Menasce<sup>a</sup> , L. Moroni<sup>a</sup> , M. Paganoni<sup>a,b</sup> , D. Pedrini<sup>a</sup> , B.S. Pinolini<sup>a</sup>, S. Ragazzi<sup>a,b</sup> , T. Tabarelli de Fatis<sup>a,b</sup> , D. Zuolo<sup>a</sup> 










**INFN Sezione di Napoli<sup>a</sup>, Università di Napoli 'Federico II'<sup>b</sup>, Napoli, Italy; Università della Basilicata<sup>c</sup>, Potenza, Italy; Scuola Superiore Meridionale (SSM)<sup>d</sup>, Napoli, Italy**

S. Buontempo<sup>a</sup> , A. Cagnotta<sup>a,b</sup> , F. Carnevali<sup>a,b</sup>, N. Cavallo<sup>a,c</sup> , A. De Iorio<sup>a,b</sup> , F. Fabozzi<sup>a,c</sup> , A.O.M. Iorio<sup>a,b</sup> , L. Lista<sup>a,b,54</sup> , P. Paolucci<sup>a,33</sup> , B. Rossi<sup>a</sup> , C. Sciacca<sup>a,b</sup> 










**INFN Sezione di Padova<sup>a</sup>, Università di Padova<sup>b</sup>, Padova, Italy; Università di Trento<sup>c</sup>, Trento, Italy**

R. Ardino<sup>a</sup> , P. Azzi<sup>a</sup> , N. Bacchetta<sup>a,55</sup> , M. Biasotto<sup>a,56</sup> , P. Bortignon<sup>a</sup> , A. Bragagnolo<sup>a,b</sup> , R. Carlin<sup>a,b</sup> , P. Checchia<sup>a</sup> , T. Dorigo<sup>a</sup> , F. Gasparini<sup>a,b</sup> , U. Gasparini<sup>a,b</sup> , G. Grosso<sup>a</sup>, E. Lusiani<sup>a</sup> , M. Margoni<sup>a,b</sup> , A.T. Meneguzzo<sup>a,b</sup> , M. Migliorini<sup>a,b</sup> , J. Pazzini<sup>a,b</sup> , P. Ronchese<sup>a,b</sup> , R. Rossin<sup>a,b</sup> , F. Simonetto<sup>a,b</sup> , G. Strong<sup>a</sup> , M. Tosi<sup>a,b</sup> , A. Triossi<sup>a,b</sup> , S. Ventura<sup>a</sup> , H. Yarar<sup>a,b</sup>, M. Zanetti<sup>a,b</sup> , P. Zotto<sup>a,b</sup> , A. Zucchetta<sup>a,b</sup> , G. Zumerle<sup>a,b</sup> 































**INFN Sezione di Pavia<sup>a</sup>, Università di Pavia<sup>b</sup>, Pavia, Italy**

S. Abu Zeid<sup>a,57</sup> , C. Aimè<sup>a,b</sup> , A. Braghieri<sup>a</sup> , S. Calzaferri<sup>a</sup> , D. Fiorina<sup>a</sup> , P. Montagna<sup>a,b</sup> , V. Re<sup>a</sup> , C. Riccardi<sup>a,b</sup> , P. Salvini<sup>a</sup> , I. Vai<sup>a,b</sup> , P. Vitulo<sup>a,b</sup> 




















**INFN Sezione di Perugia<sup>a</sup>, Università di Perugia<sup>b</sup>, Perugia, Italy**

S. Ajmal<sup>a,b</sup> , P. Asenov<sup>a,58</sup> , G.M. Bilei<sup>a</sup> , D. Ciangottini<sup>a,b</sup> , L. Fanò<sup>a,b</sup> , M. Magherini<sup>a,b</sup> , G. Mantovani<sup>a,b</sup>, V. Mariani<sup>a,b</sup> , M. Menichelli<sup>a</sup> , F. Moscatelli<sup>a,58</sup> , A. Rossi<sup>a,b</sup> , A. Santocchia<sup>a,b</sup> , D. Spiga<sup>a</sup> , T. Tedeschi<sup>a,b</sup> 






































**INFN Sezione di Pisa<sup>a</sup>, Università di Pisa<sup>b</sup>, Scuola Normale Superiore di Pisa<sup>c</sup>, Pisa, Italy; Università di Siena<sup>d</sup>, Siena, Italy**

P. Azzurri<sup>a</sup> , G. Bagliesi<sup>a</sup> , R. Bhattacharya<sup>a</sup> , L. Bianchini<sup>a,b</sup> , T. Boccali<sup>a</sup> , E. Bossini<sup>a</sup> , D. Bruschini<sup>a,c</sup> , R. Castaldi<sup>a</sup> , M.A. Ciocci<sup>a,b</sup> , M. Cipriani<sup>a,b</sup> , V. D'Amante<sup>a,d</sup> , R. Dell'Orso<sup>a</sup> , S. Donato<sup>a</sup> , A. Giassi<sup>a</sup> , F. Ligabue<sup>a,c</sup> , D. Matos Figueiredo<sup>a</sup> , A. Messineo<sup>a,b</sup> , M. Musich<sup>a,b</sup> , F. Palla<sup>a</sup> , A. Rizzi<sup>a,b</sup> , G. Rolandi<sup>a,c</sup> , S. Roy Chowdhury<sup>a</sup> , T. Sarkar<sup>a</sup> , A. Scribano<sup>a</sup> , P. Spagnolo<sup>a</sup> , R. Tenchini<sup>a</sup> , G. Tonelli<sup>a,b</sup> , N. Turini<sup>a,d</sup> , A. Venturi<sup>a</sup> , P.G. Verdini<sup>a</sup> 







**INFN Sezione di Roma<sup>a</sup>, Sapienza Università di Roma<sup>b</sup>, Roma, Italy**

P. Barria<sup>a</sup> , M. Campana<sup>a,b</sup> , F. Cavallari<sup>a</sup> , L. Cunqueiro Mendez<sup>a,b</sup> , D. Del Re<sup>a,b</sup> , E. Di Marco<sup>a</sup> , M. Diemoz<sup>a</sup> , F. Errico<sup>a,b</sup> , E. Longo<sup>a,b</sup> , P. Meridiani<sup>a</sup> , J. Mijuskovic<sup>a,b</sup> , G. Organtini<sup>a,b</sup> , F. Pandolfi<sup>a</sup> , R. Paramatti<sup>a,b</sup> , C. Quaranta<sup>a,b</sup> , S. Rahatlou<sup>a,b</sup> , C. Rovelli<sup>a</sup> , F. Santanastasio<sup>a,b</sup> , L. Soffi<sup>a</sup> 








**INFN Sezione di Torino<sup>a</sup>, Università di Torino<sup>b</sup>, Torino, Italy; Università del Piemonte Orientale<sup>c</sup>, Novara, Italy**

N. Amapane<sup>a,b</sup> , R. Arcidiacono<sup>a,c</sup> , S. Argiro<sup>a,b</sup> , M. Arneodo<sup>a,c</sup> , N. Bartosik<sup>a</sup> , R. Bellan<sup>a,b</sup> , A. Bellora<sup>a,b</sup> , C. Biino<sup>a</sup> , N. Cartiglia<sup>a</sup> , M. Costa<sup>a,b</sup> , R. Covarelli<sup>a,b</sup> , N. Demaria<sup>a</sup> , L. Finco<sup>a</sup> , M. Grippo<sup>a,b</sup> , B. Kiani<sup>a,b</sup> , F. Legger<sup>a</sup> , F. Luongo<sup>a,b</sup> , C. Mariotti<sup>a</sup> , S. Maselli<sup>a</sup> , A. Mecca<sup>a,b</sup> , E. Migliore<sup>a,b</sup> , M. Monteno<sup>a</sup> , R. Mulargia<sup>a</sup> , M.M. Obertino<sup>a,b</sup> , G. Ortona<sup>a</sup> , L. Pacher<sup>a,b</sup> , N. Pastrone<sup>a</sup> , M. Pelliccioni<sup>a</sup> , M. Ruspa<sup>a,c</sup> , F. Siviero<sup>a,b</sup> , V. Sola<sup>a,b</sup> , A. Solano<sup>a,b</sup> , A. Staiano<sup>a</sup> , C. Tarricone<sup>a,b</sup> , D. Trocino<sup>a</sup> , G. Umoret<sup>a,b</sup> , E. Vlasov<sup>a,b</sup> 

**INFN Sezione di Trieste<sup>a</sup>, Università di Trieste<sup>b</sup>, Trieste, Italy**

S. Belforte<sup>a</sup> , V. Candelise<sup>a,b</sup> , M. Casarsa<sup>a</sup> , F. Cossutti<sup>a</sup> , K. De Leo<sup>a,b</sup> ,  
G. Della Ricca<sup>a,b</sup> 



**Kyungpook National University, Daegu, Korea**

S. Dogra , J. Hong , C. Huh , B. Kim , D.H. Kim , J. Kim, H. Lee, S.W. Lee ,  
C.S. Moon , Y.D. Oh , M.S. Ryu , S. Sekmen , Y.C. Yang 

**Department of Mathematics and Physics - GWNNU, Gangneung, Korea**

M.S. Kim 



**Chonnam National University, Institute for Universe and Elementary Particles, Kwangju, Korea**

G. Bak , P. Gwak , H. Kim , D.H. Moon 

**Hanyang University, Seoul, Korea**

E. Asilar , D. Kim , T.J. Kim , J.A. Merlin

**Korea University, Seoul, Korea**

S. Choi , S. Han, B. Hong , K. Lee, K.S. Lee , S. Lee , J. Park, S.K. Park, J. Yoo 

**Kyung Hee University, Department of Physics, Seoul, Korea**

J. Goh , S. Yang 








**Sejong University, Seoul, Korea**

H. S. Kim , Y. Kim, S. Lee

**Seoul National University, Seoul, Korea**

J. Almond, J.H. Bhyun, J. Choi , W. Jun , J. Kim , J.S. Kim, S. Ko , H. Kwon , H. Lee ,  
J. Lee , J. Lee , B.H. Oh , S.B. Oh , H. Seo , U.K. Yang, I. Yoon 

**University of Seoul, Seoul, Korea**

W. Jang , D.Y. Kang, Y. Kang , S. Kim , B. Ko, J.S.H. Lee , Y. Lee , I.C. Park , Y. Roh,  
I.J. Watson 

**Yonsei University, Department of Physics, Seoul, Korea**

S. Ha , H.D. Yoo 

**Sungkyunkwan University, Suwon, Korea**

M. Choi , M.R. Kim , H. Lee, Y. Lee , I. Yu 


**College of Engineering and Technology, American University of the Middle East (AUM), Dasman, Kuwait**

T. Beyrouthy, Y. Maghrbi 

**Riga Technical University, Riga, Latvia**

K. Dreimanis , A. Gaile , G. Pikurs, A. Potrebko , M. Seidel , V. Veckalns<sup>59</sup> 

**University of Latvia (LU), Riga, Latvia**

N.R. Strautnieks 

**Vilnius University, Vilnius, Lithuania**

M. Ambrozas , A. Juodagalvis , A. Rinkevicius , G. Tamulaitis 

**National Centre for Particle Physics, Universiti Malaya, Kuala Lumpur, Malaysia**

N. Bin Norjoharuddeen , I. Yusuff<sup>60</sup> , Z. Zolkapli

**Universidad de Sonora (UNISON), Hermosillo, Mexico**

J.F. Benitez , A. Castaneda Hernandez , H.A. Encinas Acosta, L.G. Gallegos Maríñez, M. León Coello , J.A. Murillo Quijada , A. Sehwat , L. Valencia Palomo 





**Centro de Investigacion y de Estudios Avanzados del IPN, Mexico City, Mexico**

G. Ayala , H. Castilla-Valdez , E. De La Cruz-Burelo , I. Heredia-De La Cruz<sup>61</sup> , R. Lopez-Fernandez , C.A. Mondragon Herrera, A. Sánchez Hernández 


**Universidad Iberoamericana, Mexico City, Mexico**

C. Oropeza Barrera , M. Ramírez García 


**Benemerita Universidad Autonoma de Puebla, Puebla, Mexico**

I. Bautista , I. Pedraza , H.A. Salazar Ibarguen , C. Uribe Estrada 

**University of Montenegro, Podgorica, Montenegro**

I. Bubanja, N. Raicevic 

**University of Canterbury, Christchurch, New Zealand**

P.H. Butler 








**National Centre for Physics, Quaid-I-Azam University, Islamabad, Pakistan**

A. Ahmad , M.I. Asghar, A. Awais , M.I.M. Awan, H.R. Hoorani , W.A. Khan 







**AGH University of Krakow, Faculty of Computer Science, Electronics and Telecommunications, Krakow, Poland**

V. Avati, L. Grzanka , M. Malawski 

**National Centre for Nuclear Research, Swierk, Poland**

H. Bialkowska , M. Bluj , B. Boimska , M. Górski , M. Kazana , M. Szeper , P. Zalewski 

















**Institute of Experimental Physics, Faculty of Physics, University of Warsaw, Warsaw, Poland**

K. Bunkowski , K. Doroba , A. Kalinowski , M. Konecki , J. Krolikowski , A. Muhammad 



**Warsaw University of Technology, Warsaw, Poland**

K. Pozniak , W. Zabolotny 

**Laboratório de Instrumentação e Física Experimental de Partículas, Lisboa, Portugal**

M. Araujo , D. Bastos , C. Beirão Da Cruz E Silva , A. Boletti , M. Bozzo , T. Camporesi , G. Da Molin , P. Faccioli , M. Gallinaro , J. Hollar , N. Leonardo , T. Niknejad , A. Petrilli , M. Pisano , J. Seixas , J. Varela , J.W. Wulff



























**Faculty of Physics, University of Belgrade, Belgrade, Serbia**

P. Adzic , P. Milenovic 

**VINCA Institute of Nuclear Sciences, University of Belgrade, Belgrade, Serbia**

M. Dordevic , J. Milosevic , V. Rekovic

**Centro de Investigaciones Energéticas Medioambientales y Tecnológicas (CIEMAT), Madrid, Spain**














M. Aguilar-Benitez, J. Alcaraz Maestre , Cristina F. Bedoya , M. Cepeda , M. Cerrada , N. Colino , B. De La Cruz , A. Delgado Peris , A. Escalante Del Valle , D. Fernández Del Val , J.P. Fernández Ramos , J. Flix , M.C. Fouz , O. Gonzalez Lopez , S. Goy Lopez , J.M. Hernandez , M.I. Josa , D. Moran , C. M. Morcillo Perez , Á. Navarro Tobar , C. Perez Dengra , A. Pérez-Calero Yzquierdo , J. Puerta Pelayo , I. Redondo , D.D. Redondo Ferrero , L. Romero, S. Sánchez Navas , L. Urda Gómez 

J. Vazquez Escobar , C. Willmott



















**Universidad Autónoma de Madrid, Madrid, Spain**

J.F. de Trocóniz 

**Universidad de Oviedo, Instituto Universitario de Ciencias y Tecnologías Espaciales de Asturias (ICTEA), Oviedo, Spain**

B. Alvarez Gonzalez , J. Cuevas , J. Fernandez Menendez , S. Folgueras , I. Gonzalez Caballero , J.R. González Fernández , E. Palencia Cortezon , C. Ramón Álvarez , V. Rodríguez Bouza , A. Soto Rodríguez , A. Trapote , C. Vico Villalba , P. Vischia 





**Instituto de Física de Cantabria (IFCA), CSIC-Universidad de Cantabria, Santander, Spain**

S. Bhowmik , S. Blanco Fernández , J.A. Brochero Cifuentes , I.J. Cabrillo , A. Calderon , J. Duarte Campderros , M. Fernandez , G. Gomez , C. Lasasoa García , C. Martinez Rivero , P. Martinez Ruiz del Arbol , F. Matorras , P. Matorras Cuevas , E. Navarrete Ramos , J. Piedra Gomez , L. Scodellaro , I. Vila , J.M. Vizan Garcia 

**University of Colombo, Colombo, Sri Lanka**

M.K. Jayananda , B. Kailasapathy<sup>62</sup> , D.U.J. Sonnadara , D.D.C. Wickramarathna 













**University of Ruhuna, Department of Physics, Matara, Sri Lanka**

W.G.D. Dharmaratna<sup>63</sup> , K. Liyanage , N. Perera , N. Wickramage 





































**CERN, European Organization for Nuclear Research, Geneva, Switzerland**

D. Abbaneo , C. Amendola , E. Auffray , G. Auzinger , J. Baechler, D. Barney , A. Bermúdez Martínez , M. Bianco , B. Bilin , A.A. Bin Anuar , A. Bocci , E. Brondolin , C. Caillol , G. Cerminara , N. Chernyavskaya , D. d'Enterria , A. Dabrowski , A. David , A. De Roeck , M.M. Defranchis , M. Deile , M. Dobson , F. Fallavollita<sup>64</sup>, L. Forthomme , G. Franzoni , W. Funk , S. Giani, D. Gigi, K. Gill , F. Glege , L. Gouskos , M. Haranko , J. Hegeman , B. Huber, V. Innocente , T. James , P. Janot , S. Laurila , P. Lecoq , E. Leutgeb , C. Lourenço , B. Maier , L. Malgeri , M. Mannelli , A.C. Marini , M. Matthewman, F. Meijers , S. Mersi , E. Meschi , V. Milosevic , F. Monti , F. Moortgat , M. Mulders , I. Neutelings , S. Orfanelli, F. Pantaleo , G. Petrucciani , A. Pfeiffer , M. Pierini , D. Piparo , H. Qu , D. Rabadý , G. Reales Gutiérrez, M. Rovere , H. Sakulin , S. Scarfi , C. Schwick, M. Selvaggi , A. Sharma , K. Shchelina , P. Silva , P. Sphicas<sup>65</sup> , A.G. Stahl Leitner , A. Steen , S. Summers , D. Treille , P. Tropea , A. Tsiros, D. Walter , J. Wanczyk<sup>66</sup> , S. Wuchterl , P. Zehetner , P. Zejdl , W.D. Zeuner























**Paul Scherrer Institut, Villigen, Switzerland**

T. Bevilacqua<sup>67</sup> , L. Caminada<sup>67</sup> , A. Ebrahimi , W. Erdmann , R. Horisberger , Q. Ingram , H.C. Kaestli , D. Kotlinski , C. Lange , M. Missiroli<sup>67</sup> , L. Noehte<sup>67</sup> , T. Rohe 




**ETH Zurich - Institute for Particle Physics and Astrophysics (IPA), Zurich, Switzerland**

T.K. Aarrestad , K. Androsova<sup>66</sup> , M. Backhaus , A. Calandri , C. Cazzaniga , K. Datta , A. De Cosa , G. Dissertori , M. Dittmar, M. Donegà , F. Eble , M. Galli , K. Gedia , F. Glessgen , C. Grab , D. Hits , W. Lustermann , A.-M. Lyon , R.A. Manzoni , M. Marchegiani , L. Marchese , C. Martin Perez , A. Mascellani<sup>66</sup> , F. Nessi-Tedaldi , F. Pauss , V. Perovic , S. Pigazzini , M. Reichmann , C. Reissel , T. Reitenspiess , B. Ristic , F. Riti , D. Ruini, D.A. Sanz Becerra , R. Seidita , J. Steggemann<sup>66</sup> , D. Valsecchi , R. Wallny 











**Universität Zürich, Zurich, Switzerland**

C. Amsler<sup>68</sup> , P. Bäertschi , C. Botta , D. Brzhechko, M.F. Canelli , K. Cormier , R. Del Burgo, J.K. Heikkilä , M. Huwiler , W. Jin , A. Jofrehei , B. Kilminster , S. Leontsinis , S.P. Liechti , A. Macchiolo , P. Meiring , V.M. Mikuni , U. Molinatti , A. Reimers , P. Robmann, S. Sanchez Cruz , K. Schweiger , M. Senger , Y. Takahashi , R. Tramontano 




#### National Central University, Chung-Li, Taiwan

C. Adloff<sup>69</sup>, D. Bhowmik, C.M. Kuo, W. Lin, P.K. Rout , P.C. Tiwari<sup>42</sup> , S.S. Yu 




















#### National Taiwan University (NTU), Taipei, Taiwan

L. Ceard, Y. Chao , K.F. Chen , P.s. Chen, Z.g. Chen, W.-S. Hou , T.h. Hsu, Y.w. Kao, R. Khurana, G. Kole , Y.y. Li , R.-S. Lu , E. Paganis , X.f. Su , J. Thomas-Wilsker , L.s. Tsai, H.y. Wu, E. Yazgan 


#### High Energy Physics Research Unit, Department of Physics, Faculty of Science, Chulalongkorn University, Bangkok, Thailand

C. Asawatrangkuldee , N. Srimanobhas , V. Wachirapusanand 

#### Çukurova University, Physics Department, Science and Art Faculty, Adana, Turkey

D. Agyel , F. Boran , Z.S. Demiroglu , F. Dolek , I. Dumanoglu<sup>70</sup> , E. Eskut , Y. Guler<sup>71</sup> , E. Gurpınar Guler<sup>71</sup> , C. Isik , O. Kara, A. Kayis Topaksu , U. Kiminsu , G. Onengut , K. Ozdemir<sup>72</sup> , A. Polatoz , B. Tali<sup>73</sup> , U.G. Tok , S. Turkcapar , E. Uslan , I.S. Zorbakir 

#### Middle East Technical University, Physics Department, Ankara, Turkey

M. Yalvac<sup>74</sup> 

#### Bogazici University, Istanbul, Turkey

B. Akgun , I.O. Atakisi , E. Gülmez , M. Kaya<sup>75</sup> , O. Kaya<sup>76</sup> , S. Tekten<sup>77</sup> 

#### Istanbul Technical University, Istanbul, Turkey

A. Cakir , K. Cankocak<sup>70,78</sup> , Y. Komurcu , S. Sen<sup>79</sup> 

#### Istanbul University, Istanbul, Turkey

O. Aydilek , S. Cerci<sup>73</sup> , V. Epshteyn , B. Hacisahinoglu , I. Hos<sup>80</sup> , B. Kaynak , S. Ozkorucuklu , O. Potok , H. Sert , C. Simsek , D. Sunar Cerci<sup>73</sup> , C. Zorbilmez 

#### Yildiz Technical University, Istanbul, Turkey

B. Isildak<sup>81</sup> 















#### Institute for Scintillation Materials of National Academy of Science of Ukraine, Kharkiv, Ukraine

A. Boyaryntsev , B. Grynyov 















#### National Science Centre, Kharkiv Institute of Physics and Technology, Kharkiv, Ukraine

L. Levchuk 

#### University of Bristol, Bristol, United Kingdom



































D. Anthony , J.J. Brooke , A. Bundock , F. Bury , E. Clement , D. Cussans , H. Flacher , M. Glowacki, J. Goldstein , H.F. Heath , L. Kreczko , S. Paramesvaran , S. Seif El Nasr-Storey, V.J. Smith , N. Stylianou<sup>82</sup> , K. Walkingshaw Pass, R. White 

#### Rutherford Appleton Laboratory, Didcot, United Kingdom




A.H. Ball, K.W. Bell , A. Belyaev<sup>83</sup> , C. Brew , R.M. Brown , D.J.A. Cockerill , C. Cooke , K.V. Ellis, K. Harder , S. Harper , M.-L. Holmberg<sup>84</sup> , J. Linacre , K. Manolopoulos, D.M. Newbold , E. Olaiya, D. Petyt , T. Reis , G. Salvi , T. Schuh,

C.H. Shepherd-Themistocleous , I.R. Tomalin , T. Williams 













### Imperial College, London, United Kingdom

R. Bainbridge , P. Bloch , C.E. Brown , O. Buchmuller, V. Cacchio, C.A. Carrillo Montoya , G.S. Chahal<sup>85</sup> , D. Colling , J.S. Dancu, I. Das , P. Dauncey , G. Davies , J. Davies, M. Della Negra , S. Fayer, G. Fedi , G. Hall , M.H. Hassanshahi , A. Howard, G. Iles , M. Knight , J. Langford , J. León Holgado , L. Lyons , A.-M. Magnan , S. Malik, A. Martelli , M. Mieskolainen , J. Nash<sup>86</sup> , M. Pesaresi , B.C. Radburn-Smith , A. Richards, A. Rose , C. Seez , R. Shukla , A. Tapper , K. Uchida , G.P. Uttley , L.H. Vage, T. Virdee<sup>33</sup> , M. Vojinovic , N. Wardle , D. Winterbottom 






### Brunel University, Uxbridge, United Kingdom

K. Coldham, J.E. Cole , A. Khan, P. Kyberd , I.D. Reid 

### Baylor University, Waco, Texas, USA

S. Abdullin , A. Brinkerhoff , B. Caraway , J. Dittmann , K. Hatakeyama , J. Hiltbrand , A.R. Kanuganti , B. McMaster , M. Saunders , S. Sawant , C. Sutantawibul , J. Wilson 





















### Catholic University of America, Washington, DC, USA

R. Bartek , A. Dominguez , C. Huerta Escamilla, A.E. Simsek , R. Uniyal , A.M. Vargas Hernandez 


















### The University of Alabama, Tuscaloosa, Alabama, USA

R. Chudasama , S.I. Cooper , S.V. Gleyzer , C.U. Perez , P. Rumerio<sup>87</sup> , E. Usai , R. Yi 



















### Boston University, Boston, Massachusetts, USA

A. Akpinar , A. Albert , D. Arcaro , C. Cosby , Z. Demiragli , C. Erice , C. Fangmeier , C. Fernandez Madrazo , E. Fontanesi , D. Gastler , F. Golf , S. Jeon , I. Reed , J. Rohlf , K. Salyer , D. Sperka , D. Spitzbart , I. Suarez , A. Tsatsos , S. Yuan , A.G. Zecchinelli 

### Brown University, Providence, Rhode Island, USA

G. Benelli , X. Coubez<sup>28</sup>, D. Cutts , M. Hadley , U. Heintz , J.M. Hogan<sup>88</sup> , T. Kwon , G. Landsberg , K.T. Lau , D. Li , J. Luo , S. Mondal , M. Narain<sup>†</sup> , N. Pervan , S. Sagir<sup>89</sup> , F. Simpson , M. Stamenkovic , W.Y. Wong, X. Yan , W. Zhang






### University of California, Davis, Davis, California, USA

S. Abbott , J. Bonilla , C. Brainerd , R. Breedon , M. Calderon De La Barca Sanchez , M. Chertok , M. Citron , J. Conway , P.T. Cox , R. Erbacher , F. Jensen , O. Kukral , G. Mocellin , M. Mulhearn , D. Pellett , W. Wei , Y. Yao , F. Zhang 
























### University of California, Los Angeles, California, USA

M. Bachtis , R. Cousins , A. Datta , G. Flores Avila, J. Hauser , M. Ignatenko , M.A. Iqbal , T. Lam , E. Manca , A. Nunez Del Prado, D. Saltzberg , V. Valuev 

### University of California, Riverside, Riverside, California, USA



















R. Clare , J.W. Gary , M. Gordon, G. Hanson , W. Si , S. Wimpenny<sup>†</sup> 

### University of California, San Diego, La Jolla, California, USA











J.G. Branson , S. Cittolin , S. Cooperstein , D. Diaz , J. Duarte , L. Giannini , J. Guiang , R. Kansal , V. Krutelyov , R. Lee , J. Letts , M. Masciovecchio , F. Mokhtar , S. Mukherjee , M. Pieri , M. Quinnan , B.V. Sathia Narayanan , V. Sharma , M. Tadel , E. Vourliotis , F. Würthwein , Y. Xiang , A. Yagil 


















**University of California, Santa Barbara - Department of Physics, Santa Barbara, California, USA**

A. Barzdukas , L. Brennan , C. Campagnari , A. Dorsett , J. Incandela , J. Kim , A.J. Li , P. Masterson , H. Mei , M. Oshiro , J. Richman , U. Sarica , R. Schmitz , F. Setti , J. Sheplock , D. Stuart , T.Á. Vámi , S. Wang 















**California Institute of Technology, Pasadena, California, USA**

A. Bornheim , O. Cerri , A. Latorre , J. Mao , H.B. Newman , M. Spiropulu , J.R. Vlimant , C. Wang , S. Xie , R.Y. Zhu 


















**Carnegie Mellon University, Pittsburgh, Pennsylvania, USA**

J. Alison , S. An , M.B. Andrews , P. Bryant , M. Cremonesi , V. Dutta , T. Ferguson , A. Harilal , C. Liu , T. Mudholkar , S. Murthy , M. Paulini , A. Roberts , A. Sanchez , W. Terrill 











































































**University of Colorado Boulder, Boulder, Colorado, USA**

J.P. Cumalat , W.T. Ford , A. Hassani , G. Karathanasis , E. MacDonald , N. Manganelli , F. Marini , A. Perloff , C. Savard , N. Schonbeck , K. Stenson , K.A. Ulmer , S.R. Wagner , N. Zipper 























**Cornell University, Ithaca, New York, USA**

J. Alexander , S. Bright-Thonney , X. Chen , D.J. Cranshaw , J. Fan , X. Fan , D. Gadkari , S. Hogan , P. Kotamnives , J. Monroy , J.R. Patterson , J. Reichert , M. Reid , A. Ryd , J. Thom , P. Wittich , R. Zou 


















**Fermi National Accelerator Laboratory, Batavia, Illinois, USA**

M. Albrow , M. Alyari , O. Amram , G. Apollinari , A. Apresyan , L.A.T. Bauerdick , D. Berry , J. Berryhill , P.C. Bhat , K. Burkett , J.N. Butler , A. Canepa , G.B. Cerati , H.W.K. Cheung , F. Chlebana , G. Cummings , J. Dickinson , I. Dutta , V.D. Elvira , Y. Feng , J. Freeman , A. Gandrakota , Z. Gecse , L. Gray , D. Green , A. Grummer , S. Grünendahl , D. Guerrero , O. Gutsche , R.M. Harris , R. Heller , T.C. Herwig , J. Hirschauer , L. Horyn , B. Jayatilaka , S. Jindariani , M. Johnson , U. Joshi , T. Klijsma , B. Klima , K.H.M. Kwok , S. Lammel , D. Lincoln , R. Lipton , T. Liu , C. Madrid , K. Maeshima , C. Mantilla , D. Mason , P. McBride , P. Merkel , S. Mrenna , S. Nahn , J. Ngadiuba , D. Noonan , V. Papadimitriou , N. Pastika , K. Pedro , C. Pena<sup>90</sup> , F. Ravera , A. Reinsvold Hall<sup>91</sup> , L. Ristori , E. Sexton-Kennedy , N. Smith , A. Soha , L. Spiegel , S. Stoynev , J. Strait , L. Taylor , S. Tkaczyk , N.V. Tran , L. Uplegger , E.W. Vaandering , I. Zoi 




**University of Florida, Gainesville, Florida, USA**

C. Aruta , P. Avery , D. Bourilkov , L. Cadamuro , P. Chang , V. Cherepanov , R.D. Field , E. Koenig , M. Kolosova , J. Konigsberg , A. Korytov , K.H. Lo , K. Matchev , N. Menendez , G. Mitselmakher , K. Mohrman , A. Muthirakalayil Madhu , N. Rawal , D. Rosenzweig , S. Rosenzweig , K. Shi , J. Wang 

**Florida State University, Tallahassee, Florida, USA**





















T. Adams , A. Al Kadhim , A. Askew , N. Bower , R. Habibullah , V. Hagopian , R. Hashmi , R.S. Kim , S. Kim , T. Kolberg , G. Martinez , H. Prosper , P.R. Prova , O. Viazlo , M. Wulansatiti , R. Yohay , J. Zhang 

**Florida Institute of Technology, Melbourne, Florida, USA**












B. Alsufyani , M.M. Baarmand , S. Butalla , T. Elkafrawy<sup>57</sup> , M. Hohlmann 

R. Kumar Verma , M. Rahmani, E. Yanes












**University of Illinois Chicago, Chicago, USA, Chicago, USA**

M.R. Adams , C. Bennett, R. Cavanaugh , S. Dittmer , R. Escobar Franco , O. Evdokimov , C.E. Gerber , D.J. Hofman , J.h. Lee , D. S. Lemos , A.H. Merrit , C. Mills , S. Nanda , G. Oh , B. Ozek , D. Pilipovic , R. Pradhan , T. Roy , S. Rudrabhatla , M.B. Tonjes , N. Varelas , X. Wang , Z. Ye , J. Yoo 



















**The University of Iowa, Iowa City, Iowa, USA**

M. Alhousseini , D. Blend, K. Dilsiz<sup>92</sup> , L. Emediato , G. Karaman , O.K. Köseyan , J.-P. Merlo, A. Mestvirishvili<sup>93</sup> , J. Nachtman , O. Neogi, H. Ogul<sup>94</sup> , Y. Onel , A. Penzo , C. Snyder, E. Tiras<sup>95</sup> 









**Johns Hopkins University, Baltimore, Maryland, USA**

B. Blumenfeld , L. Corcodilos , J. Davis , A.V. Gritsan , L. Kang , S. Kyriacou , P. Maksimovic , M. Roguljic , J. Roskes , S. Sekhar , M. Swartz 

**The University of Kansas, Lawrence, Kansas, USA**

A. Abreu , L.F. Alcerro Alcerro , J. Anguiano , P. Baringer , A. Bean , Z. Flowers , D. Grove , J. King , G. Krintiras , M. Lazarovits , C. Le Mahieu , C. Lindsey, J. Marquez , N. Minafra , M. Murray , M. Nickel , M. Pitt , S. Popescu<sup>96</sup> , C. Rogan , C. Royon , R. Salvatico , S. Sanders , C. Smith , Q. Wang , G. Wilson 















**Kansas State University, Manhattan, Kansas, USA**

B. Allmond , A. Ivanov , K. Kaadze , A. Kalogeropoulos , D. Kim, Y. Maravin , K. Nam, J. Natoli , D. Roy , G. Sorrentino 

















**Lawrence Livermore National Laboratory, Livermore, California, USA**

F. Rebassoo , D. Wright 














**University of Maryland, College Park, Maryland, USA**

A. Baden , A. Belloni , A. Bethani , Y.M. Chen , S.C. Eno , N.J. Hadley , S. Jabeen , R.G. Kellogg , T. Koeth , Y. Lai , S. Lascio , A.C. Mignerey , S. Nabili , C. Palmer , C. Papageorgakis , M.M. Paranjpe, L. Wang 


**Massachusetts Institute of Technology, Cambridge, Massachusetts, USA**

J. Bendavid , W. Busza , I.A. Cali , Y. Chen , M. D'Alfonso , J. Eysermans , C. Freer , G. Gomez-Ceballos , M. Goncharov, P. Harris, D. Hoang, D. Kovalskyi , J. Krupa , L. Lavezzo , Y.-J. Lee , K. Long , C. Mironov , C. Paus , D. Rankin , C. Roland , G. Roland , S. Rothman , Z. Shi , G.S.F. Stephans , J. Wang, Z. Wang , B. Wyslouch , T. J. Yang 




**University of Minnesota, Minneapolis, Minnesota, USA**

B. Crossman , B.M. Joshi , C. Kapsiak , M. Krohn , D. Mahon , J. Mans , B. Marzocchi , S. Pandey , M. Revering , R. Rusack , R. Saradhy , N. Schroeder , N. Strobbe , M.A. Wadud 








**University of Mississippi, Oxford, Mississippi, USA**

L.M. Cremaldi 


















**University of Nebraska-Lincoln, Lincoln, Nebraska, USA**

K. Bloom , M. Bryson, D.R. Claes , G. Haza , J. Hossain , C. Joo , I. Kravchenko , J.E. Siado , W. Tabb , A. Vagnerini , A. Wightman , F. Yan , D. Yu 









**State University of New York at Buffalo, Buffalo, New York, USA**

H. Bandyopadhyay , L. Hay , I. Iashvili , A. Kharchilava , M. Morris , D. Nguyen , S. Rappoccio , H. Rejeb Sfar, A. Williams 



























#### **Northeastern University, Boston, Massachusetts, USA**

G. Alverson , E. Barberis , J. Dervan, Y. Haddad , Y. Han , A. Krishna , J. Li , M. Lu , G. Madigan , R. Mccarthy , D.M. Morse , V. Nguyen , T. Orimoto , A. Parker , L. Skinnari , A. Tishelman-Charny , B. Wang , D. Wood 









#### **Northwestern University, Evanston, Illinois, USA**

S. Bhattacharya , J. Bueghly, Z. Chen , K.A. Hahn , Y. Liu , Y. Miao , D.G. Monk , M.H. Schmitt , A. Taliercio , M. Velasco



















#### **University of Notre Dame, Notre Dame, Indiana, USA**

G. Agarwal , R. Band , R. Bucci, S. Castells , A. Das , R. Goldouzian , M. Hildreth , K.W. Ho , K. Hurtado Anampa , T. Ivanov , C. Jessop , K. Lannon , J. Lawrence , N. Loukas , L. Lutton , J. Mariano, N. Marinelli, I. Mcalister, T. McCauley , C. Mcgrady , C. Moore , Y. Musienko<sup>17</sup> , H. Nelson , M. Osherson , A. Piccinelli , R. Ruchti , A. Townsend , Y. Wan, M. Wayne , H. Yockey, M. Zarucki , L. Zygalá 

#### **The Ohio State University, Columbus, Ohio, USA**

A. Basnet , B. Bylsma, M. Carrigan , L.S. Durkin , C. Hill , M. Joyce , M. Nunez Ornelas , K. Wei, B.L. Winer , B. R. Yates 





















#### **Princeton University, Princeton, New Jersey, USA**

F.M. Addesa , H. Bouchamaoui , P. Das , G. Dezoort , P. Elmer , A. Frankenthal , B. Greenberg , N. Haubrich , G. Kopp , S. Kwan , D. Lange , A. Loeliger , D. Marlow , I. Ojalvo , J. Olsen , A. Shevelev , D. Stickland , C. Tully 




#### **University of Puerto Rico, Mayaguez, Puerto Rico, USA**

S. Malik 













#### **Purdue University, West Lafayette, Indiana, USA**

A.S. Bakshi , V.E. Barnes , S. Chandra , R. Chawla , S. Das , A. Gu , L. Gutay, M. Jones , A.W. Jung , D. Kondratyev , A.M. Koshy, M. Liu , G. Negro , N. Neumeister , G. Paspalaki , S. Piperov , V. Scheurer, J.F. Schulte , M. Stojanovic , J. Thieman , A. K. Viridi , F. Wang , W. Xie 












#### **Purdue University Northwest, Hammond, Indiana, USA**

J. Dolen , N. Parashar , A. Pathak 

#### **Rice University, Houston, Texas, USA**

D. Acosta , A. Baty , T. Carnahan , K.M. Ecklund , P.J. Fernández Manteca , S. Freed, P. Gardner, F.J.M. Geurts , W. Li , O. Miguel Colin , B.P. Padley , R. Redjimi, J. Rotter , E. Yigitbasi , Y. Zhang 






#### **University of Rochester, Rochester, New York, USA**












A. Bodek , P. de Barbaro , R. Demina , J.L. Dulemba , C. Fallon, A. Garcia-Bellido , O. Hindrichs , A. Khukhunaishvili , N. Parmar, P. Parygin<sup>34</sup> , E. Popova<sup>34</sup> , R. Taus , G.P. Van Onsem 

#### **The Rockefeller University, New York, New York, USA**










K. Goulianos 

#### **Rutgers, The State University of New Jersey, Piscataway, New Jersey, USA**















B. Chiarito, J.P. Chou , Y. Gershtein , E. Halkiadakis , A. Hart , M. Heindl 

D. Jaroslowski , O. Karacheban<sup>31</sup> , I. Laflotte , A. Lath , R. Montalvo, K. Nash, H. Routray , S. Salur , S. Schnetzer, S. Somalwar , R. Stone , S.A. Thayil , S. Thomas, J. Vora , H. Wang 











#### University of Tennessee, Knoxville, Tennessee, USA

H. Acharya, D. Ally , A.G. Delannoy , S. Fiorendi , S. Higginbotham , T. Holmes , N. Karunarathna , L. Lee , E. Nibigira , S. Spanier 

#### Texas A&M University, College Station, Texas, USA

D. Aebi , M. Ahmad , O. Bouhali<sup>97</sup> , M. Dalchenko , R. Eusebi , J. Gilmore , T. Huang , T. Kamon<sup>98</sup> , H. Kim , S. Luo , S. Malhotra, R. Mueller , D. Overton , D. Rathjens , A. Safonov 








#### Texas Tech University, Lubbock, Texas, USA

N. Akchurin , J. Damgov , V. Hegde , A. Hussain , Y. Kazhykarim, K. Lamichhane , S.W. Lee , A. Mankel , T. Peltola , I. Volobouev , A. Whitbeck 

#### Vanderbilt University, Nashville, Tennessee, USA

E. Appelt , S. Greene, A. Gurrola , W. Johns , R. Kunnawalkam Elayavalli , A. Melo , F. Romeo , P. Sheldon , S. Tuo , J. Velkovska , J. Viinikainen 






















#### University of Virginia, Charlottesville, Virginia, USA

B. Cardwell , B. Cox , J. Hakala , R. Hirosky , A. Ledovskoy , C. Neu , C.E. Perez Lara 


































































#### Wayne State University, Detroit, Michigan, USA

P.E. Karchin 

#### University of Wisconsin - Madison, Madison, Wisconsin, USA

A. Aravind, S. Banerjee , K. Black , T. Bose , S. Dasu , I. De Bruyn , P. Everaerts , C. Galloni, H. He , M. Herndon , A. Herve , C.K. Koraka , A. Lanaro, R. Loveless , J. Madhusudanan Sreekala , A. Mallampalli , A. Mohammadi , S. Mondal, G. Parida , D. Pinna, A. Savin, V. Shang , V. Sharma , W.H. Smith , D. Teague, H.F. Tsoi , W. Vetens , A. Warden 

#### Authors affiliated with an institute or an international laboratory covered by a cooperation agreement with CERN

S. Afanasiev , V. Andreev , Yu. Andreev , T. Aushev , M. Azarkin , A. Babaev , A. Belyaev , V. Blinov<sup>99</sup>, E. Boos , V. Borshch , D. Budkouski , V. Bunichev , M. Chadeeva<sup>99</sup> , V. Chekhovsky, R. Chistov<sup>99</sup> , A. Dermenev , T. Dimova<sup>99</sup> , D. Druzhkin<sup>100</sup> , M. Dubinin<sup>90</sup> , L. Dudko , A. Ershov , G. Gavrilo , V. Gavrilo , S. Gninenko , V. Golovtsov , N. Golubev , I. Golutvin , I. Gorbunov , A. Gribushin , Y. Ivanov , V. Kachanov , V. Karjavine , A. Karneyeu , V. Kim<sup>99</sup> , M. Kirakosyan, D. Kirpichnikov , M. Kirsanov , V. Klyukhin , O. Kodolova<sup>101</sup> , V. Korenkov , A. Kozyrev<sup>99</sup> , N. Krasnikov , A. Lanev , P. Levchenko<sup>102</sup> , N. Lychkovskaya , V. Makarenko , A. Malakhov , V. Matveev<sup>99</sup> , V. Murzin , A. Nikitenko<sup>103,101</sup> , S. Obraztsov , V. Oreshkin , V. Palichik , V. Perelygin , M. Perfilov, S. Petrushanko , S. Polikarpov<sup>99</sup> , V. Popov , O. Radchenko<sup>99</sup> , M. Savina , V. Savrin , V. Shalaev , S. Shmatov , S. Shulha , Y. Skovpen<sup>99</sup> , S. Slabospitskii , V. Smirnov , D. Sosnov , V. Sulimov , E. Tcherniaev , A. Terkulov , O. Teryaev , I. Tlisova , A. Toropin , L. Uvarov , A. Uzunian , A. Vorobyev<sup>†</sup>, N. Voytishin , B.S. Yuldashev<sup>104</sup>, A. Zarubin , I. Zhizhin , A. Zhokin 

†: Deceased

- 
- <sup>1</sup>Also at Yerevan State University, Yerevan, Armenia
- <sup>2</sup>Also at TU Wien, Vienna, Austria
- <sup>3</sup>Also at Institute of Basic and Applied Sciences, Faculty of Engineering, Arab Academy for Science, Technology and Maritime Transport, Alexandria, Egypt
- <sup>4</sup>Also at Ghent University, Ghent, Belgium
- <sup>5</sup>Also at Universidade Estadual de Campinas, Campinas, Brazil
- <sup>6</sup>Also at Federal University of Rio Grande do Sul, Porto Alegre, Brazil
- <sup>7</sup>Also at UFMS, Nova Andradina, Brazil
- <sup>8</sup>Also at Nanjing Normal University, Nanjing, China
- <sup>9</sup>Now at The University of Iowa, Iowa City, Iowa, USA
- <sup>10</sup>Also at University of Chinese Academy of Sciences, Beijing, China
- <sup>11</sup>Also at China Center of Advanced Science and Technology, Beijing, China
- <sup>12</sup>Also at University of Chinese Academy of Sciences, Beijing, China
- <sup>13</sup>Also at China Spallation Neutron Source, Guangdong, China
- <sup>14</sup>Now at Henan Normal University, Xinxiang, China
- <sup>15</sup>Also at Université Libre de Bruxelles, Bruxelles, Belgium
- <sup>16</sup>Also at University of Latvia (LU), Riga, Latvia
- <sup>17</sup>Also at an institute or an international laboratory covered by a cooperation agreement with CERN
- <sup>18</sup>Now at British University in Egypt, Cairo, Egypt
- <sup>19</sup>Now at Cairo University, Cairo, Egypt
- <sup>20</sup>Also at Birla Institute of Technology, Mesra, Mesra, India
- <sup>21</sup>Also at Purdue University, West Lafayette, Indiana, USA
- <sup>22</sup>Also at Université de Haute Alsace, Mulhouse, France
- <sup>23</sup>Also at Department of Physics, Tsinghua University, Beijing, China
- <sup>24</sup>Also at Tbilisi State University, Tbilisi, Georgia
- <sup>25</sup>Also at The University of the State of Amazonas, Manaus, Brazil
- <sup>26</sup>Also at Erzincan Binali Yildirim University, Erzincan, Turkey
- <sup>27</sup>Also at University of Hamburg, Hamburg, Germany
- <sup>28</sup>Also at RWTH Aachen University, III. Physikalisches Institut A, Aachen, Germany
- <sup>29</sup>Also at Isfahan University of Technology, Isfahan, Iran
- <sup>30</sup>Also at Bergische University Wuppertal (BUW), Wuppertal, Germany
- <sup>31</sup>Also at Brandenburg University of Technology, Cottbus, Germany
- <sup>32</sup>Also at Forschungszentrum Jülich, Juelich, Germany
- <sup>33</sup>Also at CERN, European Organization for Nuclear Research, Geneva, Switzerland
- <sup>34</sup>Now at an institute or an international laboratory covered by a cooperation agreement with CERN
- <sup>35</sup>Also at Institute of Physics, University of Debrecen, Debrecen, Hungary
- <sup>36</sup>Also at Institute of Nuclear Research ATOMKI, Debrecen, Hungary
- <sup>37</sup>Now at Universitatea Babeş-Bolyai - Facultatea de Fizica, Cluj-Napoca, Romania
- <sup>38</sup>Also at Physics Department, Faculty of Science, Assiut University, Assiut, Egypt
- <sup>39</sup>Also at HUN-REN Wigner Research Centre for Physics, Budapest, Hungary
- <sup>40</sup>Also at Punjab Agricultural University, Ludhiana, India
- <sup>41</sup>Also at University of Visva-Bharati, Santiniketan, India
- <sup>42</sup>Also at Indian Institute of Science (IISc), Bangalore, India
- <sup>43</sup>Also at IIT Bhubaneswar, Bhubaneswar, India
- <sup>44</sup>Also at Institute of Physics, Bhubaneswar, India
- <sup>45</sup>Also at University of Hyderabad, Hyderabad, India
- <sup>46</sup>Also at Deutsches Elektronen-Synchrotron, Hamburg, Germany

- <sup>47</sup>Also at Department of Physics, Isfahan University of Technology, Isfahan, Iran
- <sup>48</sup>Also at Sharif University of Technology, Tehran, Iran
- <sup>49</sup>Also at Department of Physics, University of Science and Technology of Mazandaran, Behshahr, Iran
- <sup>50</sup>Also at Helwan University, Cairo, Egypt
- <sup>51</sup>Also at Italian National Agency for New Technologies, Energy and Sustainable Economic Development, Bologna, Italy
- <sup>52</sup>Also at Centro Siciliano di Fisica Nucleare e di Struttura Della Materia, Catania, Italy
- <sup>53</sup>Also at Università degli Studi Guglielmo Marconi, Roma, Italy
- <sup>54</sup>Also at Scuola Superiore Meridionale, Università di Napoli 'Federico II', Napoli, Italy
- <sup>55</sup>Also at Fermi National Accelerator Laboratory, Batavia, Illinois, USA
- <sup>56</sup>Also at Laboratori Nazionali di Legnaro dell'INFN, Legnaro, Italy
- <sup>57</sup>Also at Ain Shams University, Cairo, Egypt
- <sup>58</sup>Also at Consiglio Nazionale delle Ricerche - Istituto Officina dei Materiali, Perugia, Italy
- <sup>59</sup>Also at Riga Technical University, Riga, Latvia
- <sup>60</sup>Also at Department of Applied Physics, Faculty of Science and Technology, Universiti Kebangsaan Malaysia, Bangi, Malaysia
- <sup>61</sup>Also at Consejo Nacional de Ciencia y Tecnología, Mexico City, Mexico
- <sup>62</sup>Also at Trincomalee Campus, Eastern University, Sri Lanka, Nilaveli, Sri Lanka
- <sup>63</sup>Also at Saegis Campus, Nugegoda, Sri Lanka
- <sup>64</sup>Also at INFN Sezione di Pavia, Università di Pavia, Pavia, Italy
- <sup>65</sup>Also at National and Kapodistrian University of Athens, Athens, Greece
- <sup>66</sup>Also at Ecole Polytechnique Fédérale Lausanne, Lausanne, Switzerland
- <sup>67</sup>Also at Universität Zürich, Zurich, Switzerland
- <sup>68</sup>Also at Stefan Meyer Institute for Subatomic Physics, Vienna, Austria
- <sup>69</sup>Also at Laboratoire d'Annecy-le-Vieux de Physique des Particules, IN2P3-CNRS, Annecy-le-Vieux, France
- <sup>70</sup>Also at Near East University, Research Center of Experimental Health Science, Mersin, Turkey
- <sup>71</sup>Also at Konya Technical University, Konya, Turkey
- <sup>72</sup>Also at Izmir Bakircay University, Izmir, Turkey
- <sup>73</sup>Also at Adiyaman University, Adiyaman, Turkey
- <sup>74</sup>Also at Bozok Universitetesi Rektörlüğü, Yozgat, Turkey
- <sup>75</sup>Also at Marmara University, Istanbul, Turkey
- <sup>76</sup>Also at Milli Savunma University, Istanbul, Turkey
- <sup>77</sup>Also at Kafkas University, Kars, Turkey
- <sup>78</sup>Now at Istanbul Okan University, Istanbul, Turkey
- <sup>79</sup>Also at Hacettepe University, Ankara, Turkey
- <sup>80</sup>Also at Istanbul University - Cerrahpasa, Faculty of Engineering, Istanbul, Turkey
- <sup>81</sup>Also at Yildiz Technical University, Istanbul, Turkey
- <sup>82</sup>Also at Vrije Universiteit Brussel, Brussel, Belgium
- <sup>83</sup>Also at School of Physics and Astronomy, University of Southampton, Southampton, United Kingdom
- <sup>84</sup>Also at University of Bristol, Bristol, United Kingdom
- <sup>85</sup>Also at IPPP Durham University, Durham, United Kingdom
- <sup>86</sup>Also at Monash University, Faculty of Science, Clayton, Australia
- <sup>87</sup>Also at Università di Torino, Torino, Italy
- <sup>88</sup>Also at Bethel University, St. Paul, Minnesota, USA
- <sup>89</sup>Also at Karamanoğlu Mehmetbey University, Karaman, Turkey

<sup>90</sup>Also at California Institute of Technology, Pasadena, California, USA

<sup>91</sup>Also at United States Naval Academy, Annapolis, Maryland, USA

<sup>92</sup>Also at Bingol University, Bingol, Turkey

<sup>93</sup>Also at Georgian Technical University, Tbilisi, Georgia

<sup>94</sup>Also at Sinop University, Sinop, Turkey

<sup>95</sup>Also at Erciyes University, Kayseri, Turkey

<sup>96</sup>Also at Horia Hulubei National Institute of Physics and Nuclear Engineering (IFIN-HH), Bucharest, Romania

<sup>97</sup>Also at Texas A&M University at Qatar, Doha, Qatar

<sup>98</sup>Also at Kyungpook National University, Daegu, Korea

<sup>99</sup>Also at another institute or international laboratory covered by a cooperation agreement with CERN

<sup>100</sup>Also at Universiteit Antwerpen, Antwerpen, Belgium

<sup>101</sup>Also at Yerevan Physics Institute, Yerevan, Armenia

<sup>102</sup>Also at Northeastern University, Boston, Massachusetts, USA

<sup>103</sup>Also at Imperial College, London, United Kingdom

<sup>104</sup>Also at Institute of Nuclear Physics of the Uzbekistan Academy of Sciences, Tashkent, Uzbekistan