

RECEIVED: December 4, 2023

REVISED: February 14, 2024

ACCEPTED: March 19, 2024

PUBLISHED: April 17, 2024

Broad sterile neutrinos & the reactor/gallium tension

Hannah Banks^{a,b}, Kevin J. Kelly^{b,c}, Matthew McCullough^b and Tao Zhou^c

^a*DAMTP, University of Cambridge,
Wilberforce Road, Cambridge, U.K.*

^b*Theoretical Physics Department, CERN, Esplanade des Particules,
1211 Geneva 23, Switzerland*

^c*Department of Physics and Astronomy, Mitchell Institute for Fundamental Physics and Astronomy,
Texas A&M University,
College Station, TX 77843, U.S.A.*

E-mail: hmb61@cam.ac.uk, kjkelly@tamu.edu, matthew.mccullough@cern.ch,
taozhou@tamu.edu

ABSTRACT: Significant evidence exists for the apparent disappearance of electron-type neutrinos in radioactive source experiments. Yet, interpreted within the standard ‘3+1 sterile neutrino scenario’, precision short-baseline measurements of electron antineutrinos from nuclear reactors strongly disagree with these results. Recently, it has been demonstrated that allowing for a finite wavepacket size for the reactor neutrinos can ameliorate such a tension, however the smallness of the required wavepackets is a subject of intense debate. In this work, we demonstrate that a ‘broad’ sterile neutrino may relax this tension in much the same way. Such a phenomenological possibility can arise in plausible hidden sector scenarios, such as a clockwork-style sector, for which we provide a concrete microscopic model.

KEYWORDS: Neutrino Mixing, New Light Particles, Non-Standard Neutrino Properties, Sterile or Heavy Neutrinos

ARXIV EPRINT: [2311.06352](https://arxiv.org/abs/2311.06352)

Contents

1	Introduction	1
2	Experimental landscape & phenomenological approach	2
3	Analysis & results	4
4	Complete model	6
5	Discussion & conclusions	13

1 Introduction

The number of neutrinos — fundamental, neutral fermions of the Standard Model (SM) — that exist has long been studied and debated. With observations of the Z -boson decay width, it has been determined that any such particles beyond the three expected to match the number of charged-lepton flavors (electron, muon, tau) must be ‘sterile’, i.e. uncharged under the SM gauge group. As more has been learned about neutrino masses, mixing, and oscillation in the past twenty-plus years, several perplexing experimental results have bubbled up and persisted, potentially providing evidence for additional sterile neutrino states. To date, some of the strongest evidence comes from measurements of electron-flavor neutrinos from radioactive sources interacting with detectors constructed of gallium, wherein the observed interaction rate is significantly smaller than the expected rate in the standard, three-neutrino framework [1–6]. However, when interpreted in the simplest ‘3+1-neutrino’ framework, such apparent disappearance is inconsistent with both observations from solar neutrinos and measurements of reactor-antineutrino interaction rates at short baselines [7–9] — this picture is further clouded by a host of positive and null results in different experimental facilities, see, e.g., refs. [10–17].

Various solutions to this reactor/gallium dilemma have been proposed in hope of explaining the apparent inconsistency between the different results, utilizing various mechanisms both within and beyond the SM [18–21]. One of the most phenomenologically successful ideas for relaxing this tension comes from proposing that the neutrino wave-packet size is finite and (relatively) small, such that neutrinos propagating from nuclear reactors have time to significantly decohere on the length scales of interest in such experiments (e.g. NEOS [22] and PROSPECT [23]), but not over the radioactive source ones (e.g. BEST [5]). The origin of the wavepacket size required for this scenario is unclear from a quantum-mechanical perspective [24–26] but will nevertheless be tested by the upcoming JUNO medium-baseline reactor-antineutrino experiment [27, 28]. In the standard 3+1 scenario, all new effects scale with baseline length L divided by neutrino energy E (where BEST probes $L \lesssim 1$ m and $E \approx 750$ keV, NEOS $L \approx 20$ m and $E \approx 5$ MeV, etc.). The wavepacket approach relaxes the tension by introducing new length- and energy-dependence which causes dampening at large (reactor) distances relative to short (radioactive source) ones.

In this work, we study an alternative, related phenomenological ansatz — that the sterile neutrino that exists beyond the standard three does not occupy a single, definite mass state. Such a situation may be realized, for example, on the microscopic level, by UV-complete models with a band of multiple closely spaced mass eigenstates. This echoes some of the spirit of models involving large extra dimension constructions which also give rise to a band of states [29–31]. Whereas such models remain in significant tension with reactor rate measurements this is not the case for our approach, where the overall mass scale and spectral distribution of the new states are, in principle, unrelated. To examine the potential impact of such a class of mass spectra in a general fashion, we take, as a convenient phenomenological ansatz, the mass spectrum attributed to the fourth sterile state to comprise a top hat function. We dub this scenario, which we demonstrate is capable of significantly ameliorating the aforementioned tension, as a ‘broad sterile neutrino.’ This approach parallels the studies of ref. [32] in which deviations from the canonical 3-neutrino oscillation probabilities induced by the ‘broadening’ of these states were systematically investigated.

The remainder of this work is organized as follows. In section 2 we introduce the phenomenological model deployed in our investigations, before presenting the results of our analysis on experimental neutrino data in section 3. Whilst the mass spectrum adopted in this analysis is not intended to represent a concrete UV-complete model, we emphasize that it constitutes a convenient means by which to examine the potential of more complex mass spectra to relax the tension between the different experiments, showing that significant improvement can be achieved. In section 4 we then offer an example of a specific model in which such a broadened mass spectrum arises. We discuss its relation to the phenomenological ansatz utilized in our analysis in addition to commenting on its potential cosmological implications. Finally, in section 5, some concluding remarks are provided.

2 Experimental landscape & phenomenological approach

Oscillations among the three, light, SM-like neutrinos have been measured to remarkable precision [33–35], leading to a coherent three-flavor mixing paradigm. However, some other results may point to one or more additional ‘sterile’ neutrino states around the eV scale. Following refs. [32, 36], we allow for non-standard neutrino spectral densities $\rho(\mu^2)$ in the Källén-Lehmann representation. Since the spectral densities of m_i , $1 \leq i \leq 3$, are well constrained [32], we focus on the scenario in which the fourth (mostly-sterile) mass-eigenstate can be modeled as a state with a central mass value at $\mu^2 = m_4^2$ with some finite breadth b . The spectral densities are thus

$$\rho_{ee}(\mu^2) = \left\{ \begin{array}{ll} |U_{e1}|^2 \delta(\mu^2 - m_1^2) & , \quad \mu^2 = m_1^2 \\ |U_{e2}|^2 \delta(\mu^2 - m_2^2) & , \quad \mu^2 = m_2^2 \\ |U_{e3}|^2 \delta(\mu^2 - m_3^2) & , \quad \mu^2 = m_3^2 \\ \frac{1}{b} |U_{e4}|^2, \quad m_4^2 - \frac{b}{2} \leq \mu^2 \leq m_4^2 + \frac{b}{2} & \end{array} \right\}, \quad (2.1)$$

where U_{ei} represent the elements of the (extended 4×4) leptonic mixing matrix. We use the standard parameterization in which $U_{e4} = \sin \theta_{14}$. This spectral density is illustrated in figure 1. Naturally, we will only be sensitive to this scenario with experiments that have access to the energy/length scales dictated by m_4^2 and/or b .

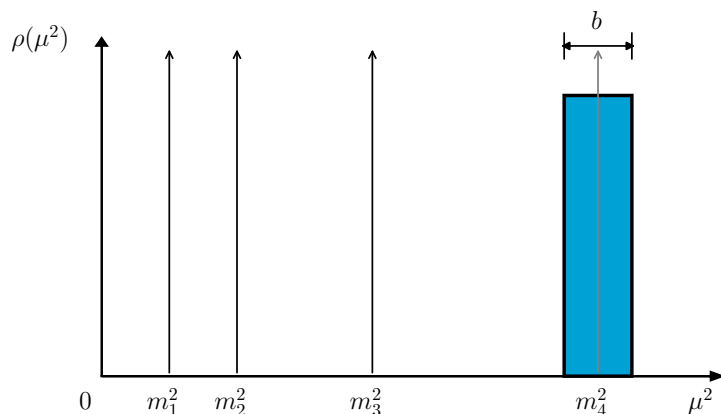


Figure 1. Sketch of spectral functions composed of 3 delta function (black arrows) and 1 top-hat function (blue box) as defined in eq. (2.1).

The amplitude for $\nu_e \rightarrow \nu_e$ transitions (relevant for reactor antineutrino oscillations) can be expressed as

$$\begin{aligned}
 i\mathcal{A}_{ee} &= \int_0^\infty d\mu^2 e^{-i\frac{\mu^2 L}{2E}} \rho_{ee}(\mu^2) \\
 &= \text{sinc}\left(\frac{bL}{4E}\right) |U_{e4}|^2 e^{-\frac{iLm_4^2}{2E}} + \sum_{i=1}^3 |U_{ei}|^2 e^{-\frac{iLm_i^2}{2E}}.
 \end{aligned}
 \tag{2.2}$$

In the limit that $\Delta m_{41}^2 \gg |\Delta m_{31}^2|$, Δm_{21}^2 and that the phases associated with Δm_{21}^2 and Δm_{31}^2 have yet to develop, the oscillation probability $P_{ee} \equiv |\mathcal{A}_{ee}|^2$ can be approximated as

$$\begin{aligned}
 P_{ee} &\simeq \left(1 + \left(\text{sinc}\left(\frac{bL}{4E}\right) - 1\right) |U_{e4}|^2\right)^2 \\
 &\quad - 4|U_{e4}|^2 (1 - |U_{e4}|^2) \sin^2\left(\frac{\Delta m_{41}^2 L}{4E}\right) \text{sinc}\left(\frac{bL}{4E}\right).
 \end{aligned}
 \tag{2.3}$$

Here we have defined $\Delta m_{ij}^2 \equiv m_i^2 - m_j^2$. The sinc term appearing in eq. (2.3) provides an energy-dependent overall normalization as well as an energy-dependent modification of the effective mixing angle between the sterile and active states. The dominant effect of the breadth b in this respect is to replace $\sin^2(2\theta_{ee}) = 4|U_{e4}|^2(1 - |U_{e4}|^2)$ with $\sin^2(2\theta_{ee}^{\text{eff.}})(E)$, where

$$\sin^2(2\theta_{ee}^{\text{eff.}})(E) = \sin^2(2\theta_{ee}) \text{sinc}\left(\frac{bL}{4E}\right).
 \tag{2.4}$$

This effect mirrors the exponential suppression present in the decoherence model studied in refs. [19, 20] and the decay model in ref. [20], particularly when L/E is large (relative to the size of b). For this reason, we expect the broad sterile neutrino scenario introduced here to be able to achieve a similar impact on neutrino data as the decoherence and decay scenarios.

We demonstrate the impact of nonzero b on the oscillation probability in figure 2, akin to the presentations in refs. [19, 20]. Concretely, in the broad sterile neutrino scenario (green) we assume $L = 24$ m (as in NEOS), $\Delta m_{41}^2 = 1.83$ eV², $\sin^2 2\theta_{14} = 0.15$, and $b = 0.24\Delta m_{41}^2$. The pink line demonstrates the oscillation probability, relative to the three-flavor case, with

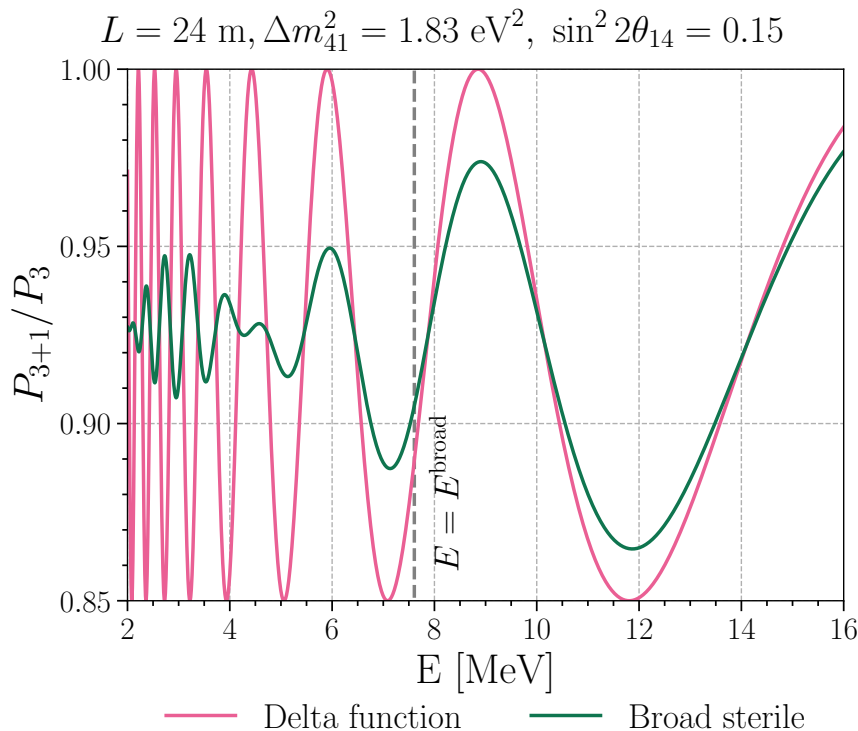


Figure 2. Demonstration of the damped oscillations from the broad sterile neutrino. We plot the ratio of the oscillation probabilities between the 3+1 sterile neutrino model and the three-neutrino model as a function of energy, assuming a baseline of 24 m and $\Delta m_{41}^2 = 1.83 \text{ eV}^2$. The pink line corresponds to the vanilla 3 + 1 scenario, whereas the green line assumes $\tilde{b} = b/\Delta m_{41}^2 = 0.24$ such that the low-energy damping effect is apparent.

$b = 0$. Similar to the above references which study the decohering and decaying sterile-neutrino scenarios, we find a dampening of the new oscillations at relatively low neutrino energies, relative to the vanilla 3 + 1 case. In contrast, however, the sinc function presented here causes a ‘rebounding’ of the oscillation probability, which could allow for distinctions between the various scenarios. The effect of the sinc term is most evident below the energy we have labeled ‘ $E = E^{\text{broad}}$ ’, where the sinc function begins to contribute noticeably to the oscillation probability.

3 Analysis & results

With this formalism in mind, we turn to the impact of such a broad sterile neutrino on neutrino oscillation data. For clarity, we assume a normal mass ordering and that $m_4 \gg m_1$, so that $\Delta m_{41}^2 \approx m_4^2$. We introduce a (dimensionless) reduced breadth parameter $\tilde{b} \equiv b/m_4^2 \approx b/\Delta m_{41}^2$ such that $\tilde{b} < 2$. We include this scenario into the framework presented in ref. [19] (code available at [37]) which allows us to analyze the Daya Bay [38, 39], NEOS [22], PROSPECT [23], and BEST [3] experiments either individually or simultaneously.

Figure 3 shows the main results of this analysis. The pink line and shaded regions respectively show the constraints from reactor experiments and the parameter space preferred by the BEST experiment, under the standard 3 + 1 sterile neutrino scenario. Significant

tension is evident between these results. Considering nonzero breadth, we allow \tilde{b} to vary and find that (a) the parameter space preferred by BEST does not change substantially (green shaded region) and (b) the constraints by reactor experiments on $\sin^2 2\theta_{14}$ as a function of Δm_{41}^2 relax considerably. We present these results at 2σ confidence level and see that, while the reactor analysis' best-fit point (green cross) is far outside the preferred region of BEST, there is significant overlap between the datasets for relatively large mixing angles. We present the reactor antineutrino results as a 2σ CL ($\Delta\chi^2 = 6.18$) upper limit with respect to the *null hypothesis*, rather than the best-fit point. We do this for two reasons: first, it allows for a direct comparison to the results of ref. [19], which adopted the same approach. We see in figure 3 that the broad sterile neutrino scenario provides as good of a relaxation, if not better, to this tension than the wavepacket approach. Secondly, this decision also allows for a slightly more conservative limit than in drawing contours with respect to the best-fit point, and guards against statistical fluctuations leading to (potentially) overstated significance for sterile neutrino evidence. Refs. [6–8] have explored the issues associated with these statistical fluctuations in great detail; we direct the interested reader to them for further discussion. The reactor-only best-fit point moves from $(\sin^2 2\theta_{14}, \Delta m_{41}^2) = (0.03, 1.76 \text{ eV}^2)$ to $(0.09, 1.73 \text{ eV}^2)$ when $b \neq 0$ is allowed.

Not drawn in figure 3 is the constraint on such a scenario from solar neutrino measurements [8, 40], which disfavors $\sin^2 2\theta_{14} \gtrsim 0.15$ (0.23) at 2σ (3σ) CL in the $3 + 1$ scenario. Like with the decoherence scenario [19], we expect that nonzero b will not significantly relax such a constraint and so this tension remains.

In contrast to the marginalized- b figure 3, in figure 4 the data is analyzed with fixed $\tilde{b} = 0.24$. Because we have fixed this parameter, the green constraints are not as relaxed (compared to the $b = 0$ ones), but agreement does start to appear between reactors and BEST for $\Delta m_{41}^2 \approx 5 \text{ eV}^2$. Overall, the newfound agreement between the reactor constraints and the BEST preferred region arises because the breadth dampens the (expected) oscillations at (primarily) NEOS and Daya Bay, but does not have a large impact on the relatively small BEST scales.

Finally, we also are interested in the rough value of \tilde{b} preferred in such an analysis. figure 5 demonstrates the test-statistic $\Delta\chi^2$ (relative to the best-fit) as a function of \tilde{b} , marginalized over the mixing angle and mass-squared splitting. The best fit lies at $\tilde{b} = 0.032$ ($b = 0.055 \text{ eV}^2$), and improves the global reactor fit by approximately 6 units of χ^2 . We summarize the quality of this fit and its improvement over the delta function $3 + 1$ scenario in table 1. Effectively, the tension is reduced when $b \neq 0$ is allowed because it allows for a smaller effective mixing angle at the reactor experiments (operating at larger L/E than the source ones (at lower L/E), where this effective mixing angle is suppressed by b). We find similar improvement to this data to the decohering sterile neutrino hypothesis. We leave the statistical significance of this improvement to future work, but briefly highlight the prospects of disentangling these two scenarios. The decohering sterile neutrino hypothesis (as well as the decaying one) predicts the oscillation amplitudes to go to zero for sufficiently large L/E , whereas our broadened scenario predicts this to “rebound.” In principle, precise enough low-energy reactor antineutrino data could discern the mechanism at play.

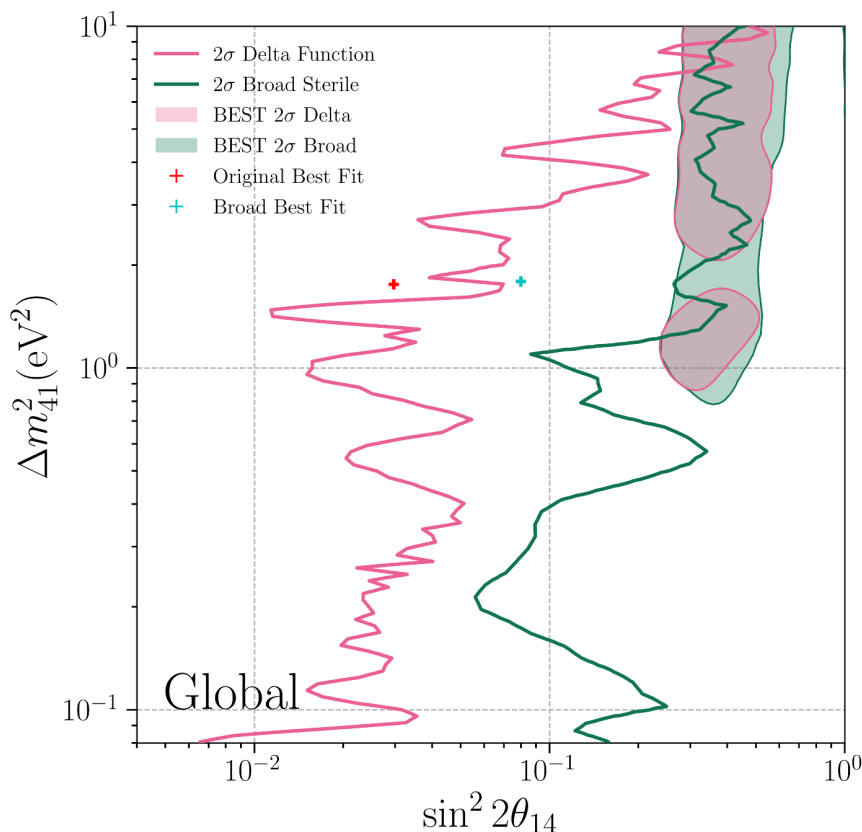


Figure 3. Joint constraint from reactor antineutrino experiments (solid lines) vs. the preferred region by BEST (shaded) at 2σ CL. Pink line/regions correspond to the standard $3 + 1$ scenario, where green allows for nonzero sterile neutrino breadth b (where we have marginalized over this parameter in the analysis). Crosses indicate the best-fit point of the reactor analyses in each scenario — see text for more detail.

Experiments	χ^2/dof ($b \neq 0$)	χ^2/dof ($b = 0$)
PROSPECT	125.7/157	126.1/158
NEOS+DayaBay	68.9/137	73.9/138
Reactor Global	198.7/297	205.0/298

Table 1. Best fit χ^2/dof for various experiments.

4 Complete model

It remains to present a concrete microscopic theory which could lead to such a broad sterile neutrino. Our goal here is not to build a model that exactly fits the data analysis under the phenomenological approach presented in sections 2 and 3, but to provide a demonstrative example of a scenario which shares the desired phenomenological features required to reduce the experimental tension. We will assume that the active SM neutrinos are Majorana, such that at the energy scales of interest their masses are generated via the usual lepton-number-

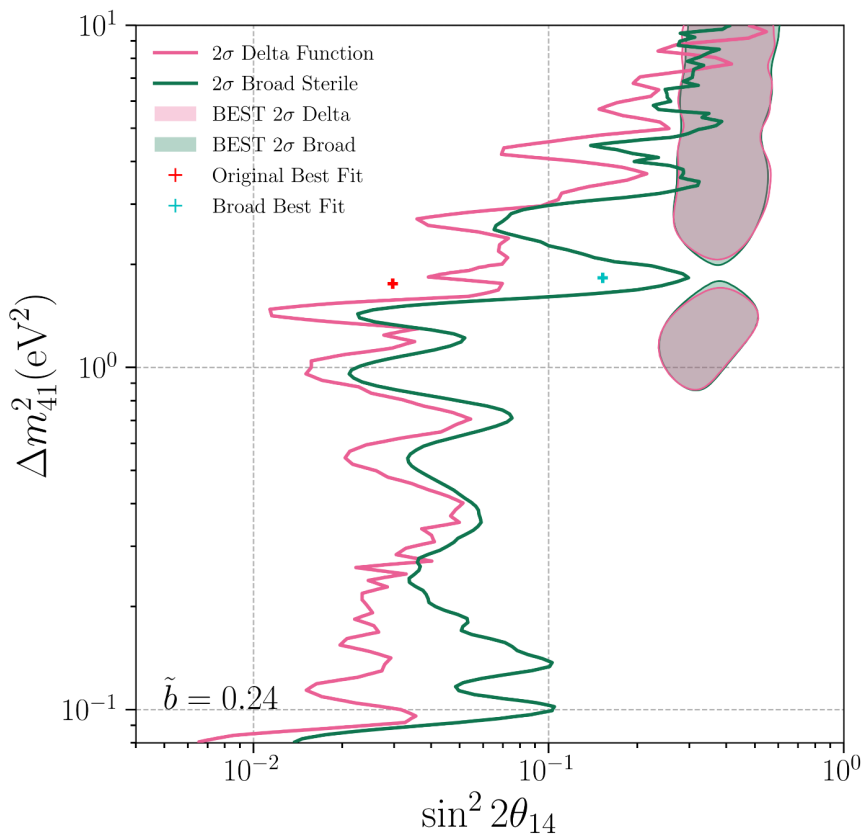


Figure 4. Same as figure 3 but with $\tilde{b} = 0.24$ fixed instead of marginalized.

Reactor Global best-fit: $\tilde{b} = 0.032$, Total $\chi^2 = 198.65$

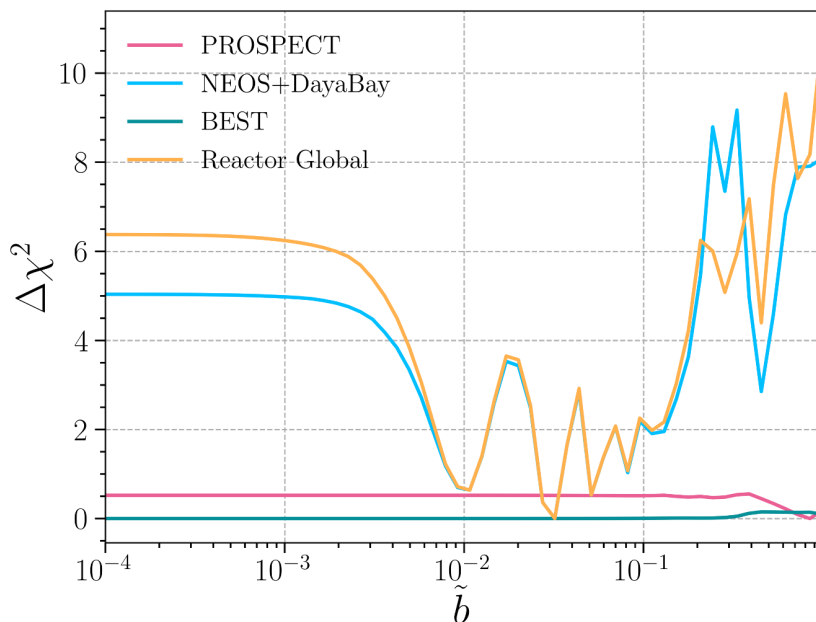


Figure 5. $\Delta\chi^2$ vs. \tilde{b} relative to its minimum value, marginalizing over Δm_{41}^2 and mixing for various experiments. The best-fit mass and mixing are $\Delta m_{41}^2 = 1.73 \text{ eV}^2$, $\sin^2(2\theta_{14}) = 0.09$.

violating Weinberg operator

$$\mathcal{L}_\nu = \frac{1}{\Lambda} \lambda_{ij} (L_i H)(L_j H). \tag{4.1}$$

The generated neutrino mass matrix is assumed to be diagonalized by the usual PMNS matrix, such that $\nu_\alpha = U_{\alpha i} \nu_i$. The main novel ingredient in this construction is that these states will mix with a band of sterile neutrinos with a mass spectrum centred around a value M and with an effective mass-squared width b .

There are many scenarios that could give rise to such a band of sterile states, particularly if a hidden sector involved a strongly coupled composite sector. Consider, for instance, a QCD-like sector with two light quarks and no electroweak group and keep in mind throughout, for intuition, the QCD sector of the Standard Model. At low masses there are no composite fermions, due to the mass gap. Just above the mass gap one would have the equivalent of the proton, neutron, and then above that a number of composite fermionic states. Continuing to higher masses, once well above the scale of strong coupling there are no new fermionic resonances as individual quark production channels open. Thus such a QCD-like sector would give rise to a band of fermionic resonances in the region of the strong coupling scale which are sterile to us SM observers. The fact that such a band of fermionic states has already arisen in the visible sector lends weight to the possibility that it could also do so in a hidden sector.

For concreteness we may model such a sector by employing a ‘clockwork-inspired’ construction as per refs. [41–43]. In this model one has a ring of sterile Majorana fermions ‘ S ’ with site translation-invariant clockwork-inspired masses

$$\mathcal{L} \supset \frac{M}{2q^2} \left[\sum_{\text{Ring}} S_j \left((1 + q^2) S_j - 2q (S_{j-1} + S_{j+1}) \right) \right]. \tag{4.2}$$

The mass matrix is

$$M_S = \frac{M}{q^2} \begin{pmatrix} 1 + q^2 & -q & 0 & \cdots & -q \\ -q & 1 + q^2 & -q & \cdots & 0 \\ 0 & -q & 1 + q^2 & \cdots & 0 \\ \vdots & \vdots & \vdots & \ddots & \vdots \\ 0 & 0 & 0 & \cdots & 1 + q^2 & -q \\ -q & 0 & 0 & \cdots & -q & 1 + q^2 \end{pmatrix}, \tag{4.3}$$

with eigenvalues

$$m_J = \frac{M}{q^2} \left(1 + q^2 - 2q \cos \left(\frac{2\pi J}{N} \right) \right). \tag{4.4}$$

For $q \gg 1$ we thus have a band of states centered at mass M with fractional width scaling as $\propto 1/q$. The rotation matrix for the mass matrix is

$$R_{JK}^{\text{CW}} = \frac{\cos \left(\frac{2\pi JK}{N} \right) + \sin \left(\frac{2\pi JK}{N} \right)}{\sqrt{N}}. \tag{4.5}$$

Thus far the SM and hidden sectors are decoupled and may be independently diagonalized by the matrices U and R^{CW} respectively.

In linking the two sectors we assume that the only interaction between the active and sterile sectors is through the neutrino portal

$$\mathcal{L}_{\nu N} = \sum_{iI} \alpha_{Ii} S_I L_i H, \tag{4.6}$$

where α is an $N \times 3$ matrix, where N is the number of sterile neutrino mass eigenstates.

The combined mass matrix in the weak eigenstate basis is thus

$$\overline{M} = \begin{pmatrix} M_\nu & \alpha_* \\ \alpha_*^T & M_S \end{pmatrix}, \tag{4.7}$$

where $\alpha_* = \alpha v / \sqrt{2}$ and v denotes the Higgs VEV. It is this matrix which must, provided a given α , be diagonalized to reveal the physical neutrino mass and mixing matrices required to compute the oscillation probabilities.

With the model thus outlined, we seek to investigate its correspondence to the effective ‘broad’ description deployed in our above analysis. We do this by seeking a set of model parameters for which the $\nu_e \rightarrow \nu_e$ oscillation probability as a function of L/E approximates that predicted by our broad ansatz for the parameters which best fit the experimental data ($\tilde{b} = 0.24$, $\sin^2 2\theta_{14} = 0.15$, $\Delta m_{41}^2 = 1.83 \text{ eV}^2$), whilst remaining consistent with the usual mass-squared splittings and mixings between the active neutrinos as determined experimentally.

In this latter respect, for both simplicity and demonstrative purposes, we work in the ‘alignment’ limit in which the matrix O required to diagonalize \overline{M} can be factorized to the form

$$O = \begin{pmatrix} \cos(\theta)U & \sin(\theta)T \\ -\sin(\theta)T^T & \cos(\theta)\tilde{R} \end{pmatrix}, \tag{4.8}$$

where, U is the usual PMNS matrix, \tilde{R} is an $N \times N$ rotation matrix and T is a $3 \times N$ matrix defined according to

$$T_{ij} = \begin{cases} 1, & \text{if } i = 1 \\ 0, & \text{if } i \neq 1 \end{cases}, \tag{4.9}$$

$\forall j \in 1, \dots, N$.

By definition one has that

$$\overline{M} = O M^D O^T, \tag{4.10}$$

where

$$M^D = \begin{pmatrix} \tilde{M}_\nu^D & 0 \\ 0 & \tilde{M}_S^D \end{pmatrix}, \tag{4.11}$$

and \tilde{M}_ν^D and \tilde{M}_S^D are respectively 3×3 and $N \times N$ diagonal matrices containing the physical mass eigenvalues of the active and sterile neutrinos.

For the purpose of comparison, we construct a matrix M according to eq. (4.10), setting \tilde{R} to R^{CW} , \tilde{M}_ν^D to $\text{diag}(0, \sqrt{\Delta m_{21}^2}, \sqrt{\Delta m_{31}^2})$ and \tilde{M}_S^D to $(R^{\text{CW}})^T M_S R^{\text{CW}}$. We then diagonalize this numerically to obtain the physical mass, M_n^D and mixing, O_n matrices.

We emphasize that whilst the eigenvalues that we obtain post diagonalization will not equal the ‘guesses’ used as input in our starting choices of \widetilde{M}_ν^D and \widetilde{M}_S^D exactly, due the form of O , the differences are small. Similarly, the upper 3×3 sub-matrix of O_n that encodes the mixing between the active states, should, by construction, approximately equal the input PMNS matrix U .

We compute the $\nu_e \rightarrow \nu_e$ oscillation probability from the numerically obtained mass and mixing matrices according to

$$P(\nu_e \rightarrow \nu_e) = \left| \sum_{j=1}^{N+3} |(O_n)_{1j}|^2 e^{-\frac{iLm_j^2}{2E}} \right|^2, \quad (4.12)$$

where $m_j \equiv (M_n^D)_{jj}$.

With these choices in hand, there remain 4 free parameters — N , M , q and θ . We wish to demonstrate that the broad sterile neutrino ansatz adequately describes the oscillation spectrum of this concrete clockwork-inspired band model. To this end, for demonstration we fix $N = 40$ in the clockwork band model and perform a least squares fit of the clockwork model probability distribution to the broad model probability distribution as a function of L/E over the range 1–10 m/MeV, fitting for the clockwork parameters M , q and θ . For the broad model we use the parameters corresponding to the best-fit to the oscillation data, $\tilde{b} = 0.24$, $\sin^2 \theta = 0.15$, $\Delta_{41}^2 = 1.83 \text{ eV}^2$.

The agreement between the probability distributions as a function of L/E for the selected broad case and corresponding clockwork band model is displayed in figure 6. For reference, the standard 3+1 oscillation probability for the same θ_{14} and Δ_{41}^2 as used in the broad case is shown in black. The lower panel shows the residuals of the fit of the band model to the broad case. The concordance between the band model and broad ansatz is excellent at low L/E (including the entirety of the domain measured at BEST) where the experiments are unable to resolve the different microscopic splittings within the band. We note here that the oscillation probabilities for neutrinos (e.g. BEST) are identical to those for antineutrinos (e.g. reactors). As expected, the oscillation probability for the band model deviates from that of the broad ansatz at higher L/E , above the BEST line as the experiments gain sensitivity to the differences in the microphysical structure of their mass spectra. Crucially, however, the desired amelioration of tension persists as the amplitude of the oscillations in the $\bar{\nu}_e$ disappearance probability are damped at reactor experiments relative to the radioactive source ones, even though the spectra do not match precisely.

In figure 7 we plot the density of states for these models using the same parameters as detailed above. Corresponding to formally infinite delta functions, the vertical extent of the states for the band case are for illustrative purposes only. We note that the three lightest states in the band and broad case are (up to small corrections) coincident, and thus plotted here in blue only.

It is interesting to note that the band model is centred at a lower μ^2 than the broad model. Indeed, it is centred at $M^2 = 1.69 \text{ eV}^2$, as opposed to 1.83 eV^2 . This may seem to point to an inconsistency between the two pictures, however it is important to keep in mind the mixing angles in eq. (4.12). If one calculates the mass-squared differences weighted

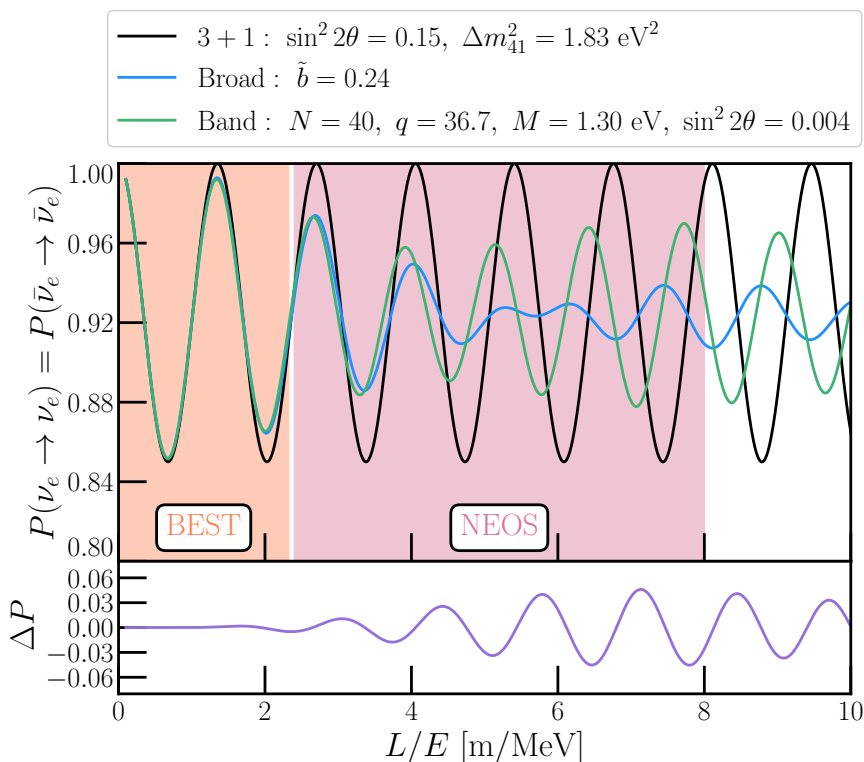


Figure 6. Comparisons of $\nu_e \rightarrow \nu_e$ (equivalent for antineutrino oscillations) oscillation probabilities as a function of L/E determined from the standard 3+1 scenario (black), the same with a broadened fourth state (blue), and from the ‘best-fit’ band scenario (green) obtained by a least-squares fit. Parameters for each are given in the legend. Colored shaded regions in the top panel indicate portions of L/E to which BEST and NEOS are most sensitive.

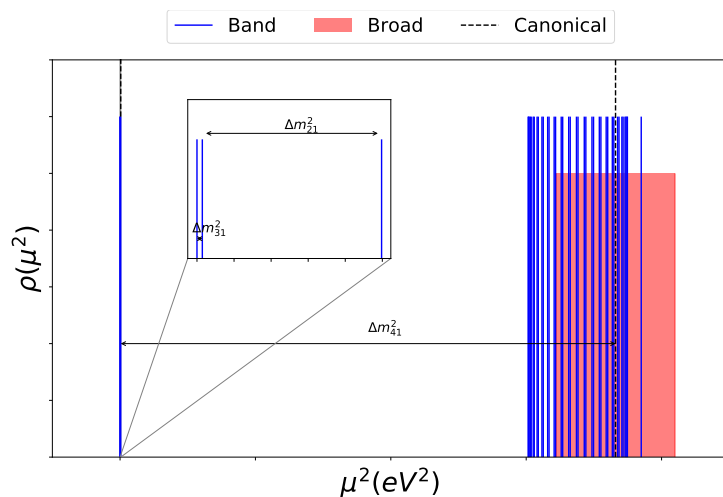


Figure 7. A plot of the spectral function $\rho(\mu^2)$ for the broad and the band cases, using the same parameters as in figure 6. The vertical extent of the formally infinite δ functions corresponding to the band case are for illustrative purposes only.

by the mixing angles, according to

$$\overline{m}_{\text{Band}}^2 = \frac{\sum_{j=1}^N |(O_n)_{1j}|^2 m_j^2}{\sum_{j=1}^N |(O_n)_{1j}|^2}, \quad (4.13)$$

one finds, for the parameters of figure 6,

$$\overline{m}_{\text{Band}}^2 = 1.83 \text{ eV}^2, \quad (4.14)$$

in perfect agreement with the central value of the broad model.

In this way we can also understand the connection between the overall mixing angles in the two approaches. If an effective broad sterile neutrino arises microscopically as a result of a band of N sterile neutrinos each with a mixing angle $\sim \theta$ with the active neutrinos then the total effective mixing angle of the broad sterile neutrino, θ_b will be approximately given by

$$\sin^2 \theta_b \approx N \sin^2 \theta. \quad (4.15)$$

For example, if we consider $N = 40$, then an effective mixing angle $\sin^2 2\theta_b \approx 0.15$ required by BEST may be generated by $\sin^2 2\theta \approx 0.004$, as observed in figure 6.

Cosmology. Cosmological production from scattering for a single sterile neutrino state with active-sterile mixing angle θ will scale proportional to $\sin^2 \theta$. Thus, for a band of states the total abundance of produced sterile states will scale as $N \sin^2 \theta$. However, we already saw that this is the same as $\propto \sin^2 \theta_b$, for the effective broad neutrino. Thus for a single broad neutrino, no matter the underlying microscopic narrow states which give rise to the effective breadth, one expects to generate a similar cosmological production rate as would be generated for a single narrow sterile neutrino state with mixing angle θ_b . In other words, there is no special N -dependence which can significantly modify the scaling of cosmological production.

Sterile neutrinos have a rich and complex impact on the early universe and observational cosmology. See, for instance, ref. [44] for a recent review. While a broad sterile scenario can render a gallium anomaly explanation consistent with reactor data, an additional source of tension comes from cosmological N_{eff} determinations, from BBN, CMB and BAO observables (see also refs. [18, 45]). For the same mixing and mass, if the N states of the band thermalize, then this model will predict a contribution to N_{eff} which is a factor $\sim N$ greater than for a single thermalized sterile neutrino. Since a single thermalized sterile neutrino is already ruled out, in this case some additional mechanism must be appealed to in order to render predictions consistent with observations. On the other hand, if the sterile neutrinos do not thermalize, for instance due to a low reheat temperature, then one expects a comparable N_{eff} contribution as for a single sterile neutrino, hence the scenarios proposed here will also be in tension to a similar overall degree.¹

Many of the proposed resolutions for ameliorating cosmological tensions in the case of standard sterile neutrinos can apply in these cases — see ref. [46] for a recent review. For instance, if the states comprising the band of sterile neutrinos can decay into an active neutrino and radiation, such as a new ultralight boson, on a fast enough timescale (i.e. well before SM-neutrino decoupling), then predictions can be brought into line with cosmological observations.

¹We thank Thomas Schwetz for discussions on this aspect.

5 Discussion & conclusions

In this work we have reassessed a long-standing neutrino-physics tension between the null results of reactor antineutrino experiments and the putative positive signal in gallium source experiments. We have drawn on previous analyses which suggested that decoherence from small neutrino wavepackets is at play. Building on this suggestion, we have demonstrated that a ‘broad sterile neutrino’ scenario, where the additional neutrino species does not occupy a single definite mass state, is qualitatively similar in relaxing the tension between these experimental results.

We have shown that this scenario provides a relatively good, albeit not perfect, fit to the data of interest. In doing so, we have identified the rough scale of the sterile neutrino breadth as a target for future experimental efforts. Such nonzero breadth could be discovered in future studies of reactor antineutrino experiments.

Finally, we have placed a significant emphasis on the fact that such a broad sterile neutrino could be realized in a variety of UV-complete, beyond-the-Standard-Model theories. The concrete model we have focused on resembles a clockwork scenario of new fermions, strongly coupled to each other and weakly coupled (via mixing) to the Standard Model neutrinos. We have shown that, for length and energy scales of interest, this model can be reasonably well described by the simple phenomenological approach we have used in fitting data. It would be interesting to investigate if alternative microscopic models could improve the gallium/reactor tension even further, since the shape of the phenomenological model has not been optimized to this end.

Whether the evidence from gallium source experiments is *bona fide* new physics remains to be seen, but, if it is, additional phenomena are required to resolve tension with reactor antineutrino measurements, as well as predictions regarding solar neutrinos and cosmology which lie beyond our main focus. Broad sterile neutrinos provide a novel and interesting class of potential solutions.

Acknowledgments

We would like to thank Toni Bertólez-Martínez for sharing his fitting codes and providing detailed clarification. We are grateful to Joachim Kopp for valuable discussions regarding this work. We also acknowledge Texas A&M University High Performance Research Computing (HPRC) for providing computing resources. KJK and TZ acknowledge support from the United States DOE grant DE-SC0010813. HB acknowledges partial support from the STFC HEP Theory Consolidated grants ST/T000694/1 and ST/X000664/1 and thanks other members of the Cambridge Pheno Working Group for useful discussions.

Open Access. This article is distributed under the terms of the Creative Commons Attribution License ([CC-BY4.0](https://creativecommons.org/licenses/by/4.0/)), which permits any use, distribution and reproduction in any medium, provided the original author(s) and source are credited.

References

- [1] GALLEX collaboration, *Solar neutrinos observed by GALLEX at Gran Sasso*, *Phys. Lett. B* **285** (1992) 376 [INSPIRE].
- [2] SAGE collaboration, *Results from SAGE*, *Phys. Lett. B* **328** (1994) 234 [INSPIRE].
- [3] V.V. Barinov et al., *Results from the Baksan Experiment on Sterile Transitions (BEST)*, *Phys. Rev. Lett.* **128** (2022) 232501 [arXiv:2109.11482] [INSPIRE].
- [4] V. Barinov and D. Gorbunov, *BEST impact on sterile neutrino hypothesis*, *Phys. Rev. D* **105** (2022) L051703 [arXiv:2109.14654] [INSPIRE].
- [5] V.V. Barinov et al., *Search for electron-neutrino transitions to sterile states in the BEST experiment*, *Phys. Rev. C* **105** (2022) 065502 [arXiv:2201.07364] [INSPIRE].
- [6] C. Giunti et al., *Gallium Anomaly: critical view from the global picture of ν_e and $\bar{\nu}_e$ disappearance*, *JHEP* **10** (2022) 164 [arXiv:2209.00916] [INSPIRE].
- [7] C. Giunti, Y.F. Li, C.A. Ternes and Z. Xin, *Reactor antineutrino anomaly in light of recent flux model refinements*, *Phys. Lett. B* **829** (2022) 137054 [arXiv:2110.06820] [INSPIRE].
- [8] J.M. Berryman et al., *Statistical significance of the sterile-neutrino hypothesis in the context of reactor and gallium data*, *JHEP* **02** (2022) 055 [arXiv:2111.12530] [INSPIRE].
- [9] A. Letourneau et al., *Origin of the Reactor Antineutrino Anomalies in Light of a New Summation Model with Parametrized β - Transitions*, *Phys. Rev. Lett.* **130** (2023) 021801 [arXiv:2205.14954] [INSPIRE].
- [10] M.A. Acero et al., *White Paper on Light Sterile Neutrino Searches and Related Phenomenology*, arXiv:2203.07323 [INSPIRE].
- [11] LSND collaboration, *Evidence for neutrino oscillations from the observation of $\bar{\nu}_e$ appearance in a $\bar{\nu}_\mu$ beam*, *Phys. Rev. D* **64** (2001) 112007 [hep-ex/0104049] [INSPIRE].
- [12] MINIBOONE collaboration, *Updated MiniBooNE neutrino oscillation results with increased data and new background studies*, *Phys. Rev. D* **103** (2021) 052002 [arXiv:2006.16883] [INSPIRE].
- [13] ICECUBE collaboration, *Searching for eV-scale sterile neutrinos with eight years of atmospheric neutrinos at the IceCube Neutrino Telescope*, *Phys. Rev. D* **102** (2020) 052009 [arXiv:2005.12943] [INSPIRE].
- [14] MINOS+ and DAYA BAY collaborations, *Improved Constraints on Sterile Neutrino Mixing from Disappearance Searches in the MINOS, MINOS+, Daya Bay, and Bugey-3 Experiments*, *Phys. Rev. Lett.* **125** (2020) 071801 [arXiv:2002.00301] [INSPIRE].
- [15] MINOS+ collaboration, *Precision Constraints for Three-Flavor Neutrino Oscillations from the Full MINOS+ and MINOS Dataset*, *Phys. Rev. Lett.* **125** (2020) 131802 [arXiv:2006.15208] [INSPIRE].
- [16] MICROBOONE collaboration, *First Constraints on Light Sterile Neutrino Oscillations from Combined Appearance and Disappearance Searches with the MicroBooNE Detector*, *Phys. Rev. Lett.* **130** (2023) 011801 [arXiv:2210.10216] [INSPIRE].
- [17] C.A. Argüelles et al., *MicroBooNE and the ν_e Interpretation of the MiniBooNE Low-Energy Excess*, *Phys. Rev. Lett.* **128** (2022) 241802 [arXiv:2111.10359] [INSPIRE].
- [18] V. Brdar, J. Gehrlein and J. Kopp, *Towards resolving the gallium anomaly*, *JHEP* **05** (2023) 143 [arXiv:2303.05528] [INSPIRE].

- [19] C.A. Argüelles, T. Bertólez-Martínez and J. Salvado, *Impact of wave packet separation in low-energy sterile neutrino searches*, *Phys. Rev. D* **107** (2023) 036004 [[arXiv:2201.05108](#)] [[INSPIRE](#)].
- [20] J.M. Hardin et al., *New Clues about light sterile neutrinos: preference for models with damping effects in global fits*, *JHEP* **09** (2023) 058 [[arXiv:2211.02610](#)] [[INSPIRE](#)].
- [21] Y. Farzan and T. Schwetz, *A decoherence explanation of the gallium neutrino anomaly*, *SciPost Phys.* **15** (2023) 172 [[arXiv:2306.09422](#)] [[INSPIRE](#)].
- [22] NEOS collaboration, *Sterile Neutrino Search at the NEOS Experiment*, *Phys. Rev. Lett.* **118** (2017) 121802 [[arXiv:1610.05134](#)] [[INSPIRE](#)].
- [23] PROSPECT collaboration, *Improved short-baseline neutrino oscillation search and energy spectrum measurement with the PROSPECT experiment at HFIR*, *Phys. Rev. D* **103** (2021) 032001 [[arXiv:2006.11210](#)] [[INSPIRE](#)].
- [24] E. Akhmedov and A.Y. Smirnov, *Damping of neutrino oscillations, decoherence and the lengths of neutrino wave packets*, *JHEP* **11** (2022) 082 [[arXiv:2208.03736](#)] [[INSPIRE](#)].
- [25] B.J.P. Jones, E. Marzec and J. Spitz, *Width of a beta-decay-induced antineutrino wave packet*, *Phys. Rev. D* **107** (2023) 013008 [[arXiv:2211.00026](#)] [[INSPIRE](#)].
- [26] A.Y. Smirnov, *Neutrino oscillations unlocked*, *PoS NOW2022* (2023) 001 [[arXiv:2212.10242](#)] [[INSPIRE](#)].
- [27] A. de Gouvêa, V. de Romeri and C.A. Ternes, *Probing neutrino quantum decoherence at reactor experiments*, *JHEP* **08** (2020) 049 [[arXiv:2005.03022](#)] [[INSPIRE](#)].
- [28] A. de Gouvêa, V. De Romeri and C.A. Ternes, *Combined analysis of neutrino decoherence at reactor experiments*, *JHEP* **06** (2021) 042 [[arXiv:2104.05806](#)] [[INSPIRE](#)].
- [29] P.A.N. Machado, H. Nunokawa, F.A.P. dos Santos and R.Z. Funchal, *Bulk Neutrinos as an Alternative Cause of the Gallium and Reactor Anti-neutrino Anomalies*, *Phys. Rev. D* **85** (2012) 073012 [[arXiv:1107.2400](#)] [[INSPIRE](#)].
- [30] M. Carena et al., *Neutrinos in Large Extra Dimensions and Short-Baseline ν_e Appearance*, *Phys. Rev. D* **96** (2017) 095014 [[arXiv:1708.09548](#)] [[INSPIRE](#)].
- [31] D.V. Forero, C. Giunti, C.A. Ternes and O. Tyagi, *Large extra dimensions and neutrino experiments*, *Phys. Rev. D* **106** (2022) 035027 [[arXiv:2207.02790](#)] [[INSPIRE](#)].
- [32] H. Banks, K.J. Kelly and M. McCullough, *How broad is a neutrino?*, *JHEP* **02** (2023) 136 [[arXiv:2209.11270](#)] [[INSPIRE](#)].
- [33] I. Esteban et al., *The fate of hints: updated global analysis of three-flavor neutrino oscillations*, *JHEP* **09** (2020) 178 [[arXiv:2007.14792](#)] [[INSPIRE](#)].
- [34] P.F. de Salas et al., *2020 global reassessment of the neutrino oscillation picture*, *JHEP* **02** (2021) 071 [[arXiv:2006.11237](#)] [[INSPIRE](#)].
- [35] F. Capozzi et al., *Unfinished fabric of the three neutrino paradigm*, *Phys. Rev. D* **104** (2021) 083031 [[arXiv:2107.00532](#)] [[INSPIRE](#)].
- [36] H. Banks and M. McCullough, *Charting the Fifth Force Landscape*, *Phys. Rev. D* **103** (2021) 075018 [[arXiv:2009.12399](#)] [[INSPIRE](#)].
- [37] DayaBaySterileDecoherence, <https://github.com/Harvard-Neutrino/DayaBaySterileDecoherence>.

- [38] DAYA BAY collaboration, *Improved Search for a Light Sterile Neutrino with the Full Configuration of the Daya Bay Experiment*, *Phys. Rev. Lett.* **117** (2016) 151802 [[arXiv:1607.01174](#)] [[INSPIRE](#)].
- [39] DAYA BAY collaboration, *Measurement of electron antineutrino oscillation based on 1230 days of operation of the Daya Bay experiment*, *Phys. Rev. D* **95** (2017) 072006 [[arXiv:1610.04802](#)] [[INSPIRE](#)].
- [40] K. Goldhagen, M. Maltoni, S.E. Reichard and T. Schwetz, *Testing sterile neutrino mixing with present and future solar neutrino data*, *Eur. Phys. J. C* **82** (2022) 116 [[arXiv:2109.14898](#)] [[INSPIRE](#)].
- [41] K. Choi and S.H. Im, *Realizing the relaxation from multiple axions and its UV completion with high scale supersymmetry*, *JHEP* **01** (2016) 149 [[arXiv:1511.00132](#)] [[INSPIRE](#)].
- [42] D.E. Kaplan and R. Rattazzi, *Large field excursions and approximate discrete symmetries from a clockwork axion*, *Phys. Rev. D* **93** (2016) 085007 [[arXiv:1511.01827](#)] [[INSPIRE](#)].
- [43] G.F. Giudice and M. McCullough, *A Clockwork Theory*, *JHEP* **02** (2017) 036 [[arXiv:1610.07962](#)] [[INSPIRE](#)].
- [44] B. Dasgupta and J. Kopp, *Sterile Neutrinos*, *Phys. Rept.* **928** (2021) 1 [[arXiv:2106.05913](#)] [[INSPIRE](#)].
- [45] S. Hagstotz et al., *Bounds on light sterile neutrino mass and mixing from cosmology and laboratory searches*, *Phys. Rev. D* **104** (2021) 123524 [[arXiv:2003.02289](#)] [[INSPIRE](#)].
- [46] M. Gerbino et al., *Synergy between cosmological and laboratory searches in neutrino physics*, *Phys. Dark Univ.* **42** (2023) 101333 [[arXiv:2203.07377](#)] [[INSPIRE](#)].