

1983 Drawing list for PS equipment

This is a list of the drawing numbers for the equipment in the 100 straight sections. The general reference is the list compiled by U. Jacob. Except for small changes foreseen for Jan. 1984, the overall situation is that existing in October 1983. Copies of drawings may usually be obtained from the PS/ML/ED section. Further information concerning the auxiliary magnets may be obtained by consulting the list compiled by L. Brouwers.

In order to facilitate additions and modifications, a loose-leaf binding has been adopted. The contents have been divided into an introductory section containing general straight section information and dimensions, and ten vacuum sectors. Updating of the file will be done periodically by distributing the modified sheets to the distribution list below.

Each of the 100 straight sections and various standard items are also stored in the Euclid C.A.D. data base. Scale drawings including perspective views are available from PS/ML/ED (P. Bourquin).

P. Mann
J.M. Roux

Distribution :

PS Group Leaders
PS/ML/ED
P. Bigler
P. Bossard → M. Bole-Feysot
R. Bourgeois
L. Brouwers
A. Burlet
F. Contant
D. Dekkers
J.P. Delahaye

J.Y. Freeman
A. Gailloud
C. Germain
L. Grandclément
G. Granger
L. Henny
J. Jamsek
L. Jeannerot
J. Léault
P. Monteferrario

A. Poncet
Y. Renaud
~~F. Röhrer~~ *
G. Rosset
C. Steinbach
H. Umstätter
M. Van Rooy
B. Szeless
P. Zettwoch

* sur remarque de F. R. lui-même

P. Bossard

MESSAGE 7/12/83

Pour : *Francisco Kraun*
For :

Date : _____ Heure _____
Time _____

PENDANT VOTRE ABSENCE DURING YOUR ABSENCE

M _____

de/of _____

No. tél. _____

<input type="checkbox"/> A téléphoné Telephoned	<input type="checkbox"/> Rappellera Will call again
<input type="checkbox"/> Est venu Called	<input type="checkbox"/> Rappelez s.v.p. Please call back
<input checked="" type="checkbox"/> Désire vous voir Wishes to see you	<input type="checkbox"/> URGENT

*Veuillez svp
mettre Bonnard + Tardif
sur la distribution ;
vous pouvez enlever
+ Rohmer, par contre.*

Salutations P. Bonnard

PS/ML
27.10.1983

THIS NEW STRAIGHT SECTIONS HANDBOOK REPLACES
ENTIRELY THE VERSION OF MARCH 1981.

ALL THE PAGES ARE TO BE CHANGED EXCEPT FOR
THE GENERAL INFORMATION AT THE BEGINNING.

CERN/ PS/ML.Oct.83
SB/slb –

1983/84

**Drawing list for CPS
straight section equipment**

1983 Drawing list for PS equipment

This is a list of the drawing numbers for the equipment in the 100 straight sections. The general reference is the list compiled by U. Jacob. Except for small changes foreseen for Jan. 1984, the overall situation is that existing in October 1983. Copies of drawings may usually be obtained from the PS/ML/ED section. Further information concerning the auxiliary magnets may be obtained by consulting the list compiled by L. Brouwers.

In order to facilitate additions and modifications, a loose-leaf binding has been adopted. The contents have been divided into an introductory section containing general straight section information and dimensions, and ten vacuum sectors. Updating of the file will be done periodically by distributing the modified sheets to the distribution list below.

Each of the 100 straight sections and various standard items are also stored in the Euclid C.A.D. data base. Scale drawings including perspective views are available from PS/ML/ED (P. Bourquin).

P. Mann
J.M. Roux

Distribution :

PS Group Leaders	J.Y. Freeman	A. Poncet
PS/ML/ED	A. Gailloud	Y. Renaud
P. Bigler	C. Germain	F. Röhner
M. Bole-Feysot	L. Grandclément	G. Rosset
R. Bourgeois	G. Granger	C. Steinbach
L. Brouwers	L. Henny	H. Umstätter
A. Burlet	J. Jamsek	M. Van Rooy
F. Contant	L. Jeannerot	B. Szeless
D. Dekkers	J. Léault	P. Zettwoch
J.P. Delahaye	P. Monteferrario	

1	A B C DEFGHIKLMNOP	51	A B C DEFGHIKLMNOP
2	A B C D EFGHIKLMNOP	52	A B C D E F GHIKLMNOP
3	A B C D E F GHIKLMNOP	53	A B C D E F GHIKLMNOP
4	A B C D E F GHIKLMNOP	54	A B C D E F G H I KLMNOP
5	A B C D E F G H I KLMNOP	55	A B C D E F G H I KLMNOP
6	A B C D E F G H I KLMNOP	56	A B C D E F G H I J KLMNOP
7	A B C D E F G H I J KLMNOP	57	A B C D E F G H I J KLMNOP
8	A B C D E F G H I J KLMNOP	58	A B C D E F G H I J K L MNOP
9	A B C D E F G H I J K L MNOP	59	A B C D E F G H I J K L MNOP
10	A B C D E F G H I J K L MNOP	60	A B C D E F G H I J K L M NOP
11	A B C D E F G H I J K L M NOP	61	A B C D E F G H I J K L M N OP
12	A B C D E F G H I J K L M N OP	62	A B C D E F G H I J K L M N O P
13	A B C D E F G H I J K L M N O P	63	A B C D E F G H I J K L M N O P
14	A B C D E F G H I J K L M N O P	64	A B C D E F G H I J K L M N O P
15	A B C D E F G H I J K L M N O P	65	A B C D E F G H I J K L M N O P
16	A B C D E F G H I J K L M N O P	66	A B C D E F G H I J K L M N O P
17	A B C D E F G H I J K L M N O P	67	A B C D E F G H I J K L M N O P
18	A B C D E F G H I J K L M N O P	68	A B C D E F G H I J K L M N O P
19	A B C D E F G H I J K L M N O P	69	A B C D E F G H I J K L M N O P
20	A B C D E F G H I J K L M N O P	70	A B C D E F G H I J K L M N O P
21	A B C D E F G H I J K L M N O P	71	A B C D E F G H I J K L M N O P
22	A B C D E F G H I J K L M N O P	72	A B C D E F G H I J K L M N O P
23	A B C D E F G H I J K L M N O P	73	A B C D E F G H I J K L M N O P
24	A B C D E F G H I J K L M N O P	74	A B C D E F G H I J K L M N O P
25	A B C D E F G H I J K L M N O P	75	A B C D E F G H I J K L M N O P
26	A B C D E F G H I J K L M N O P	76	A B C D E F G H I J K L M N O P
27	A B C D E F G H I J K L M N O P	77	A B C D E F G H I J K L M N O P
28	A B C D E F G H I J K L M N O P	78	A B C D E F G H I J K L M N O P
29	A B C D E F G H I J K L M N O P	79	A B C D E F G H I J K L M N O P
30	A B C D E F G H I J K L M N O P	80	A B C D E F G H I J K L M N O P
31	A B C D E F G H I J K L M N O P	81	A B C D E F G H I J K L M N O P
32	A B C D E F G H I J K L M N O P	82	A B C D E F G H I J K L M N O P
33	A B C D E F G H I J K L M N O P	83	A B C D E F G H I J K L M N O P
34	A B C D E F G H I J K L M N O P	84	A B C D E F G H I J K L M N O P
35	A B C D E F G H I J K L M N O P	85	A B C D E F G H I J K L M N O P
36	A B C D E F G H I J K L M N O P	86	A B C D E F G H I J K L M N O P
37	A B C D E F G H I J K L M N O P	87	A B C D E F G H I J K L M N O P
38	A B C D E F G H I J K L M N O P	88	A B C D E F G H I J K L M N O P
39	A B C D E F G H I J K L M N O P	89	A B C D E F G H I J K L M N O P
40	A B C D E F G H I J K L M N O P	90	A B C D E F G H I J K L M N O P
41	A B C D E F G H I J K L M N O P	91	A B C D E F G H I J K L M N O P
42	A B C D E F G H I J K L M N O P	92	A B C D E F G H I J K L M N O P
43	A B C D E F G H I J K L M N O P	93	A B C D E F G H I J K L M N O P
44	A B C D E F G H I J K L M N O P	94	A B C D E F G H I J K L M N O P
45	A B C D E F G H I J K L M N O P	95	A B C D E F G H I J K L M N O P
46	A B C D E F G H I J K L M N O P	96	A B C D E F G H I J K L M N O P
47	A B C D E F G H I J K L M N O P	97	A B C D E F G H I J K L M N O P
48	A B C D E F G H I J K L M N O P	98	A B C D E F G H I J K L M N O P
49	A B C D E F G H I J K L M N O P	99	A B C D E F G H I J K L M N O P
50	A B C D E F G H I J K L M N O P	100	A B C D E F G H I J K L M N O P

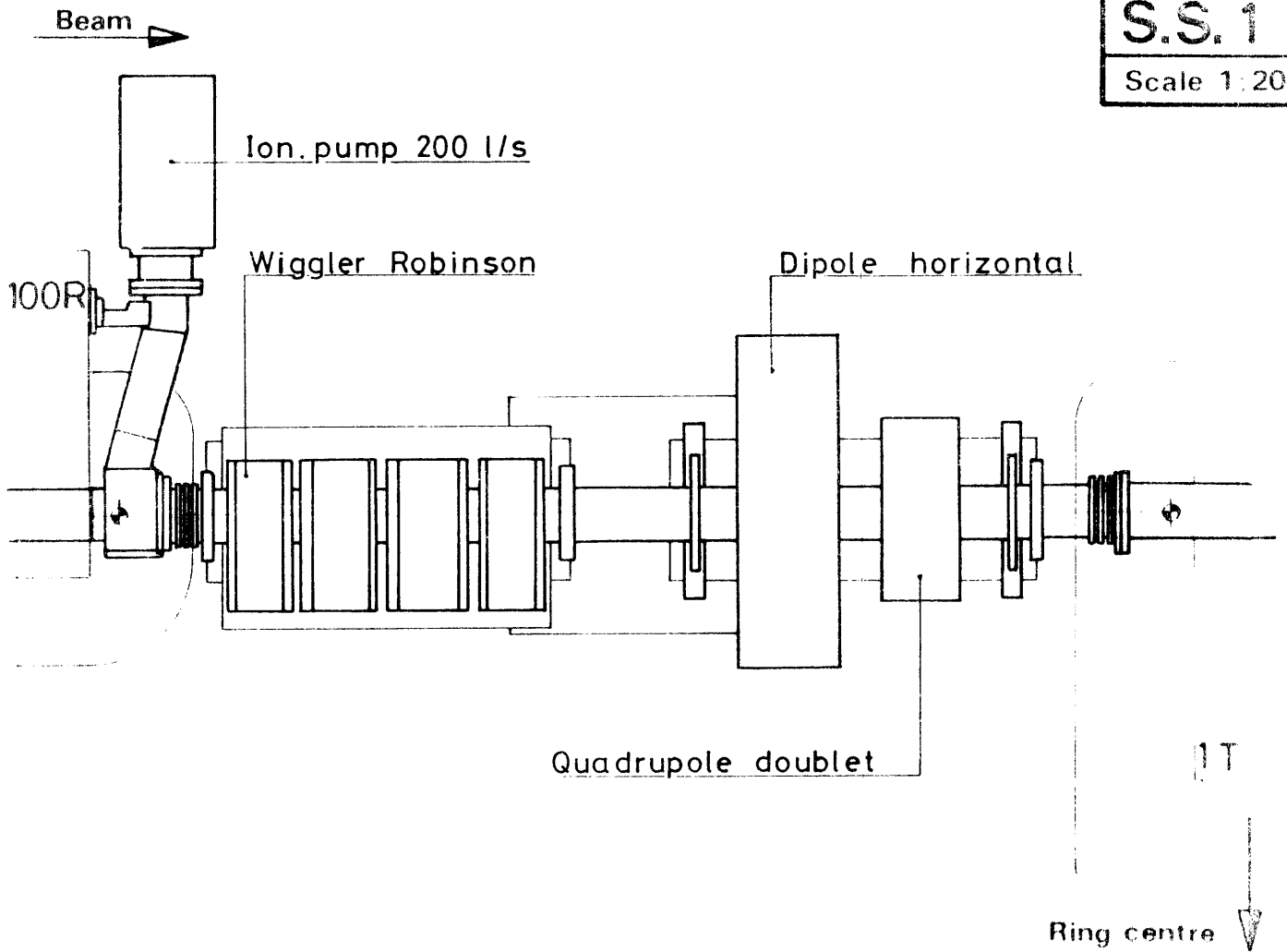
Latest crossed issue is valid

OCTOBER 1983

SITUATION ACTUELLE FEUILLES S.D.
LATEST STRAIGHT SECTION SITUATION

S.S. 1

Scale 1:20



	Description	Drawing number
Upstream	Standard vacuum chamber Connection	3V03.000.1 3A65.100.1F
	Vacuum chamber Wiggler Robinson Horizontal dipole Quadrupole doublet Table Support Support Bus - bar position Type III and IV	3A65.775.3 & 3A65.775.2 pos. 4 4C26.001.1 4C14.004.0 4C10.000.0 4C08.800.3 4C08.907.3 3S.001.4
Downstream	Connection Standard vacuum chamber	3A65.200.1C 3V03.000.1

Notes :

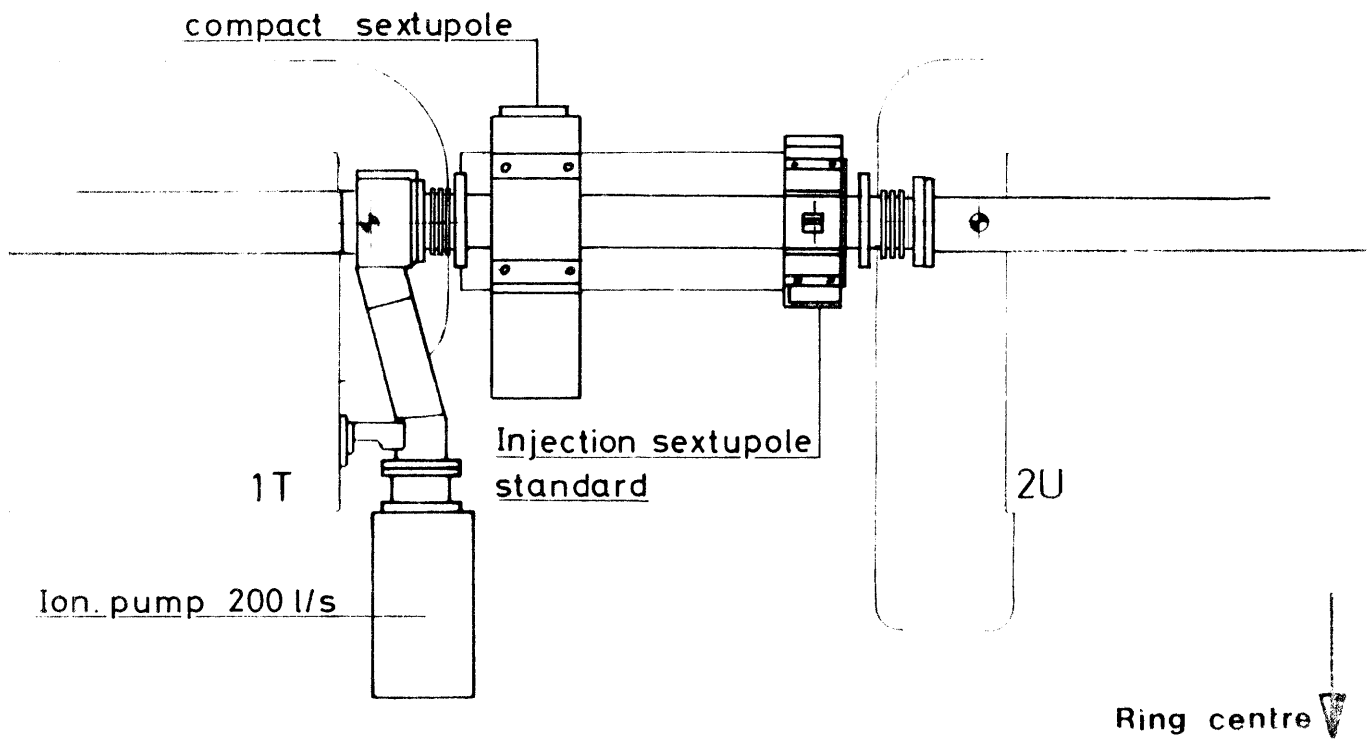
Latest crossed issue is valid :

A	B	C	D	E	F	G	H	I	K	L	M	N	O	P
---	---	---	---	---	---	---	---	---	---	---	---	---	---	---

CERN M.P.S.

Beam →

S.S. 2
Scale 1:20




	Description	Drawing numbe
Upstream	Standard vacuum chamber Connection	3V03.000.1 3A65.100.1F
	Compact sextupole Standard injection sextupole Standard support	4C.013.3 4C05.000.1 4C08.800.3 + 900.2
S.S. Equipment	Bus-bar position Type XI and XII	
Downstream	Connection Standard vacuum chamber	3A65.200.1C 3V03.000.1

Notes :

Latest crossed issue is valid :

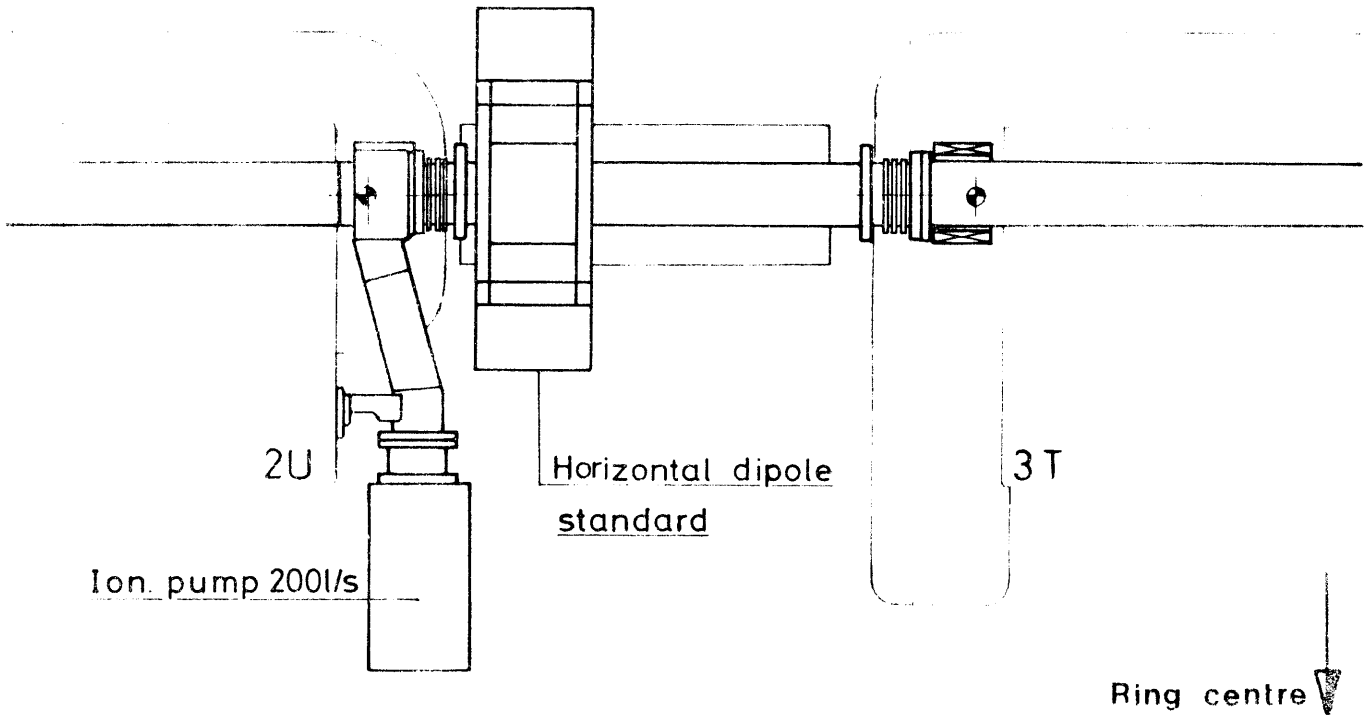
A	B	C	D	E	F	G	H	I	K	L	M	N	O	P
---	---	---	---	---	---	---	---	---	---	---	---	---	---	---

CERN M.P.S.

Beam 

S.S. 3

Scale 1:20



	Description	Drawing numbe
Upstream	Standard vacuum chamber Standard compact pick up Connection	3V03.000.1 2P02.100.0A* 3A65.100.1E
	Horizontal dipole Standard vacuum chamber Standard support	4A14.004.0 3A65.733.4 4C08.800.3 + 900.2
S.S. Equipment	Bus-bar position Type XI and XII	
Downstream	Connection	3A65.200.1C
	Skew quadrupole + vertical dipole Standard vacuum chamber	4A.025.4 3V03.000.1

Notes :

Latest crossed issue is valid :

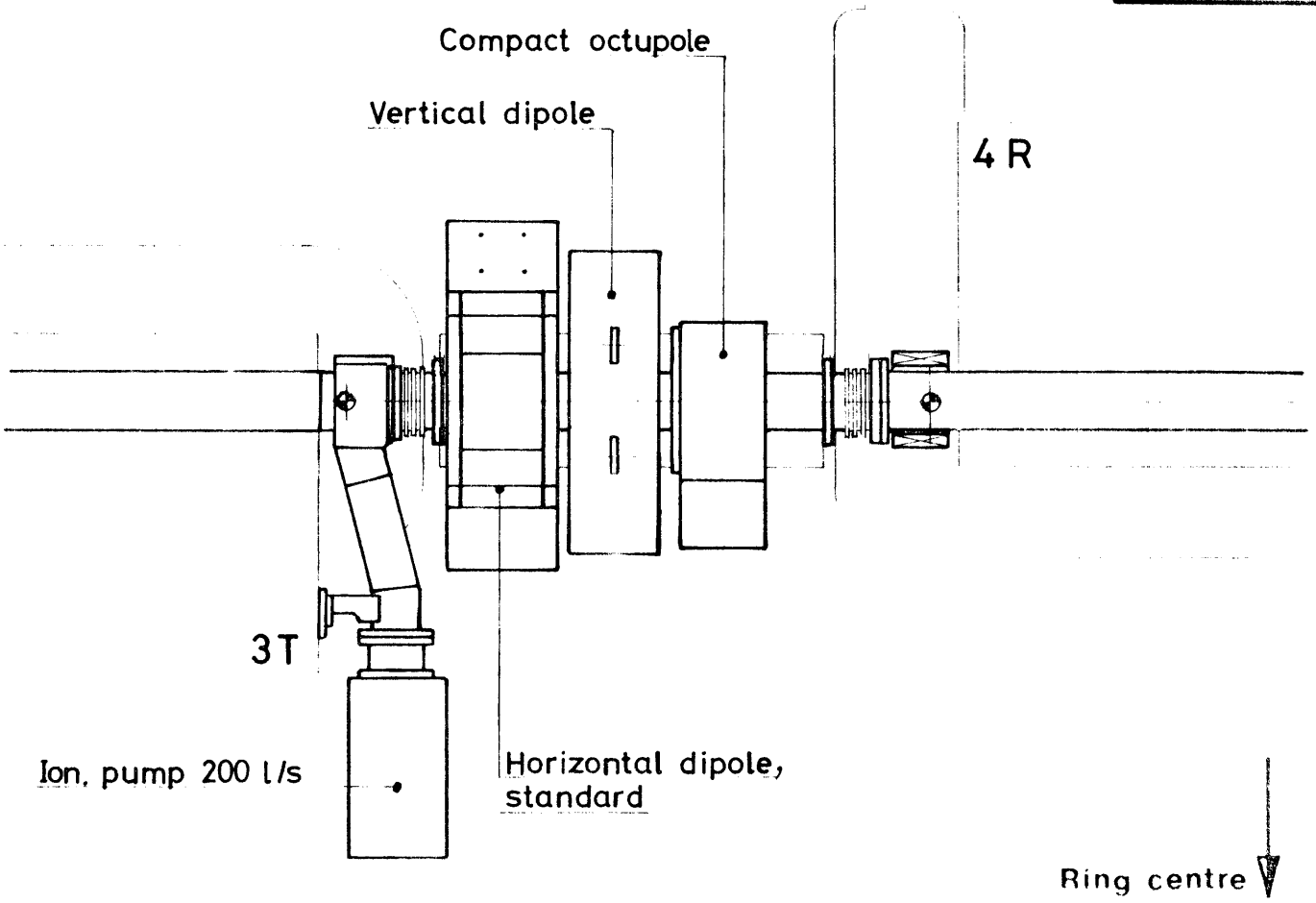
A B C D E F G H I K L M N O P

CERN M.P.S.

S.S. 4

Scale 1:20

Beam →



	Description	Drawing number
Upstream	Standard vacuum chamber	3V03.000.1
	Connection	3A65.100.1E
S.S. Equipment	Horizontal dipole	4A14.004.0
	Vertical dipole	4A14.005.0
	Compact octupole	4C07.000.0
	vacuum chamber (1.20 x 70)	3A65.754.4
	Standard support	4C08.800.3 + 900.2
Bus-bar position Type V and VI		
Downstream	Connection	3A65.200.1C
	Skew quadrupole + vertical dipole	4A.025.4
	Standard vacuum chamber	3V03.000.1

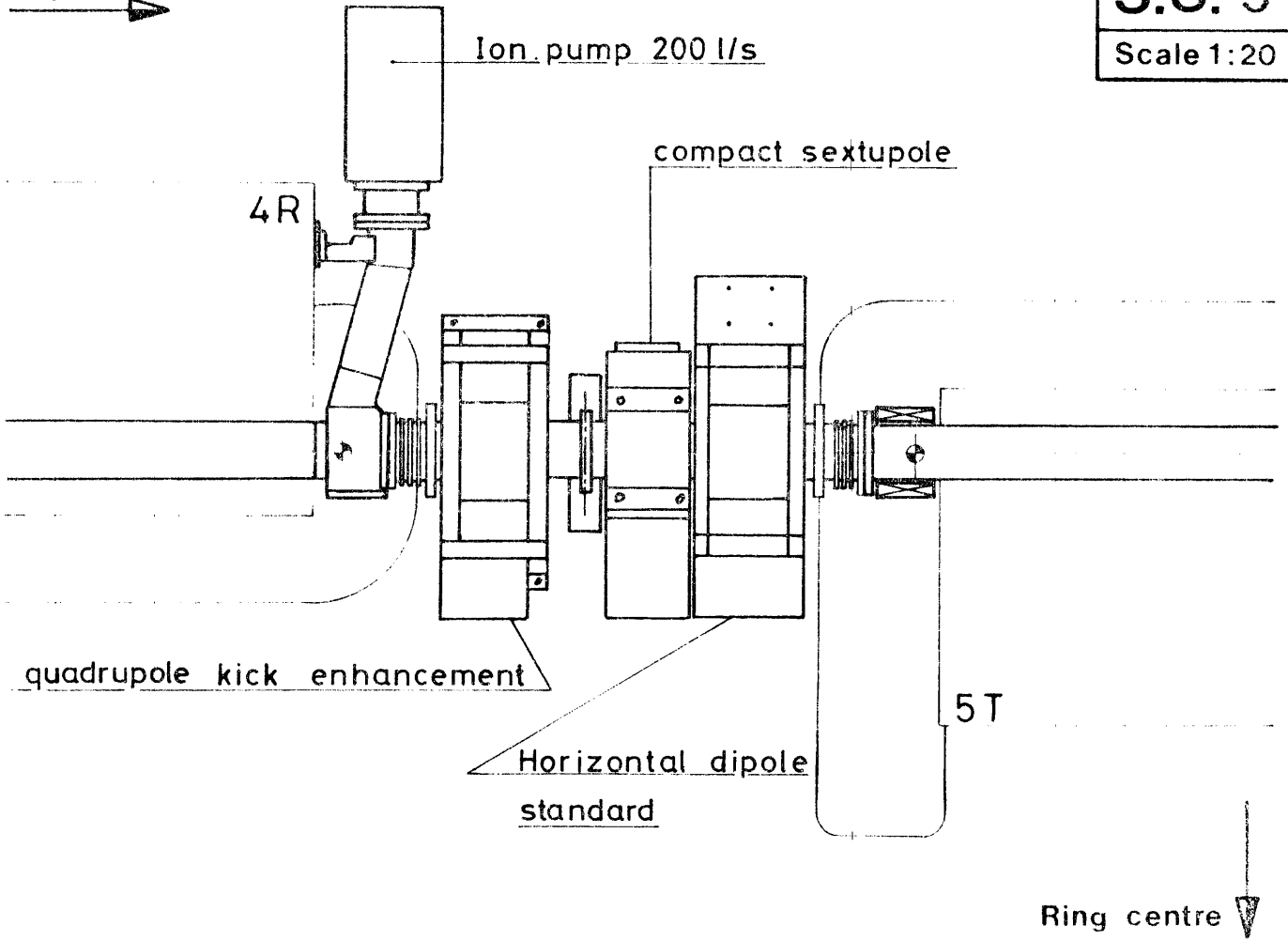
Notes :

Latest crossed issue is valid :

~~A~~ ~~B~~ ~~C~~ ~~D~~ E F G H I K L M N O P

CERN M.P.S.

Beam →



	Description	Drawing number
Upstream	Standard vacuum chamber	3V03.000.1
	Standard compact pick up	2P02.100.Λ*
	Connection	3A65.100.1E
S.S. Equipment	Quadrupole kick enhancement	4C19.000.1A
	Compact sextupole	4C.013.3
	Horizontal dipole	4A14.004.0
	Vacuum chamber (inconel) Standard support	3A65.765.4 4C08.800.3 + 900.2
Bus - bar position Type I and II		
Downstream	Connection	3A65.200.1C
	Standard injection quadrupole	4A.024.0
	Standard vacuum chamber	3V03.000.1

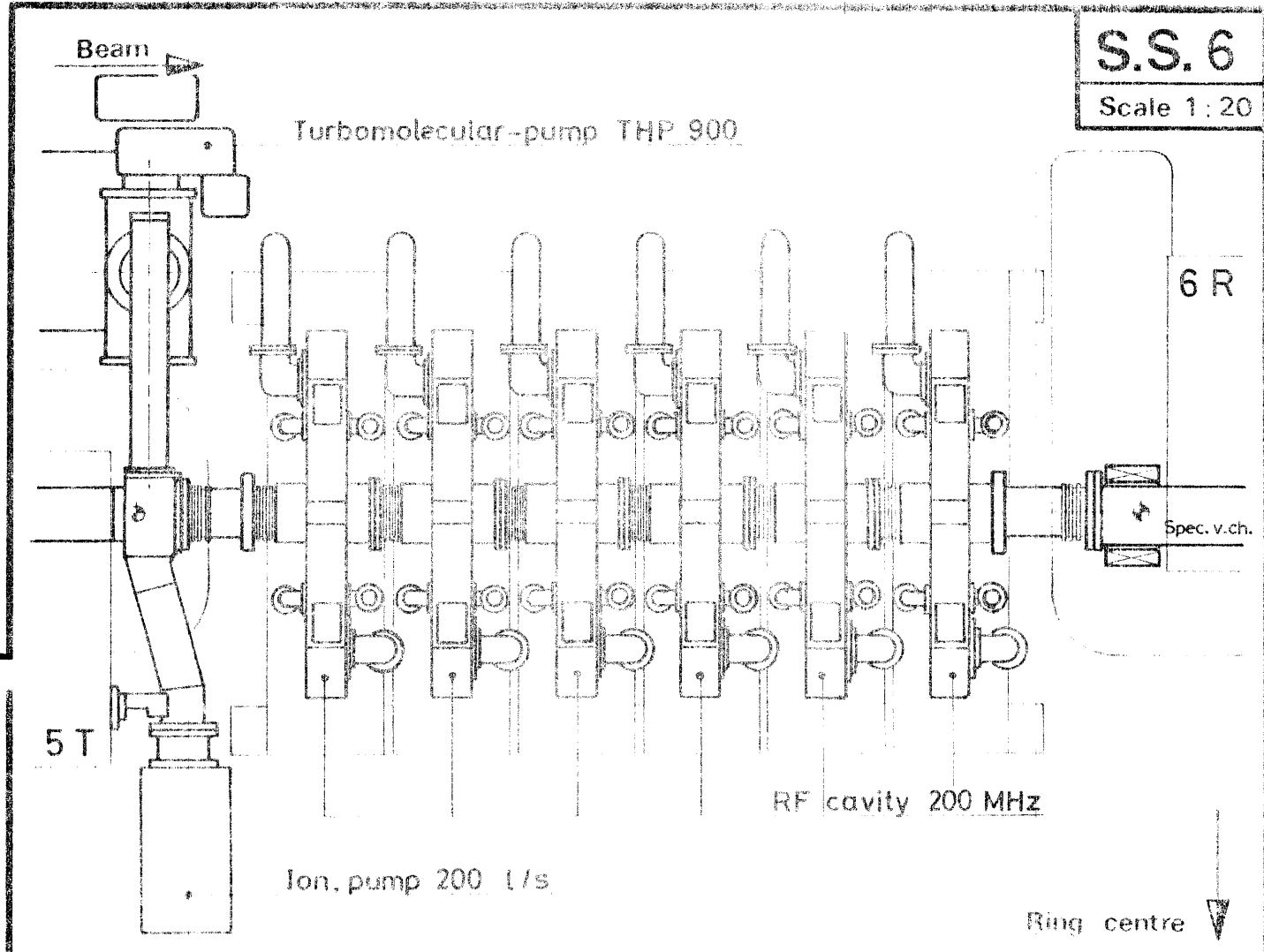
Notes :

Latest crossed issue is valid :

A B C D E F G H I K L M N O P

CERN M.P.S.

S.S.6
Scale 1:20



	Description	Drawing number
Upstream	Standard vacuum chamber	WJ1.000.1
	Connection	WJ1.000.3
S.S. Equipment	RF cavity 200 MHz	WJ1.000.1
	Bus-bar position Type VII and VIII	
Downstream	Connection	WJ1.000.3
	Large injection quadrupole	118.105.1 B
	Vacuum chamber (200 l/s ion pump and 200 l/s turbomolecular pump)	WJ2.800.0

Notes

Latest crossed issue is valid :

A B C D E F G H I K L M N O P

CERN M.P.S.

Beam →

S.S. 7

Scale 1:20

Ion. pump 200 l/s

6R

7S

Spec. v.ch.

Spec. v.ch.

Large horizontal dipole

Central triplet quadrupole

Ring centre ↓

	Description	Drawing number
Upstream	Vacuum chamber (105 interior) (with new manifold)	3A82.800.0
	large compact pick-up Connection	2P02.100.2 A 3A65.150.1
	Central triplet quadrupole	4006.000.03
S.S. Equipment	Vacuum chamber (105 interior)	3A65.741.3
	Standard support	4008.800.3 + 900.2
	Large horizontal dipole	64A41.1
Downstream	Connection	3A65.250.1
	Injection quadrupole large skewed	20.012.C 0
	Vacuum chamber (105 interior) (with new manifold)	3A82.800.0

Bus - bar position Type IX and X

Notes :

Latest crossed issue is valid :

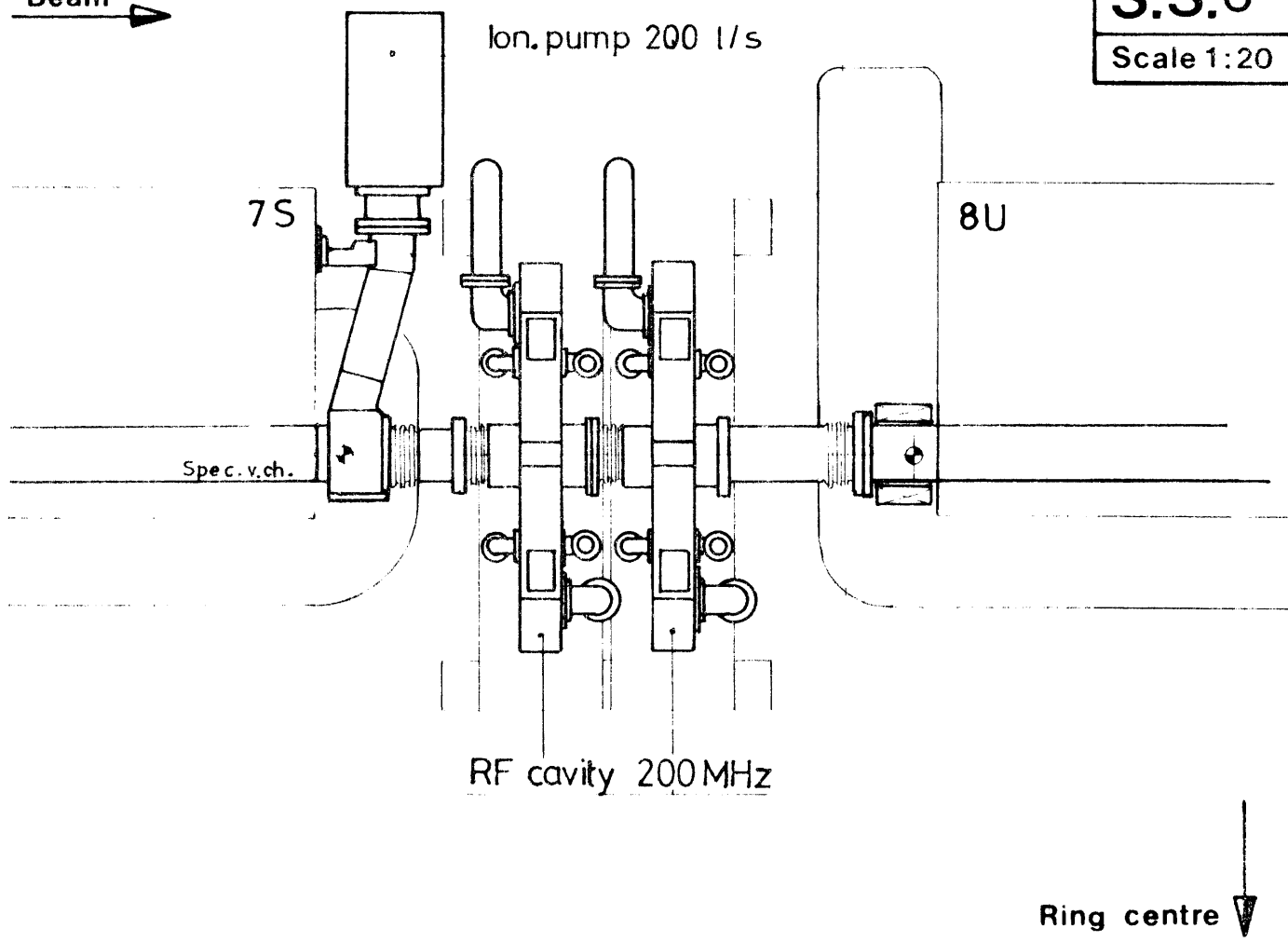
A B C D E F G H I K L M N O P

CERN M.P.S.

S.S.8
Scale 1:20

Beam →

Ion. pump 200 l/s



	Description	Drawing number
Upstream	Vacuum chamber (105 intr) (with new manifold)	3A82.800.0
	Connection	3V32.000.1
S.S. Equipment	RF cavity 200 MHz	3V2.000.1A
	Bus - bar position Type I and II	
Downstream	Connection	3V22.002.1
	Stand-injection quadrupole	4A.025.1
	Standard vacuum chamber	3V03.000.1

Notes :

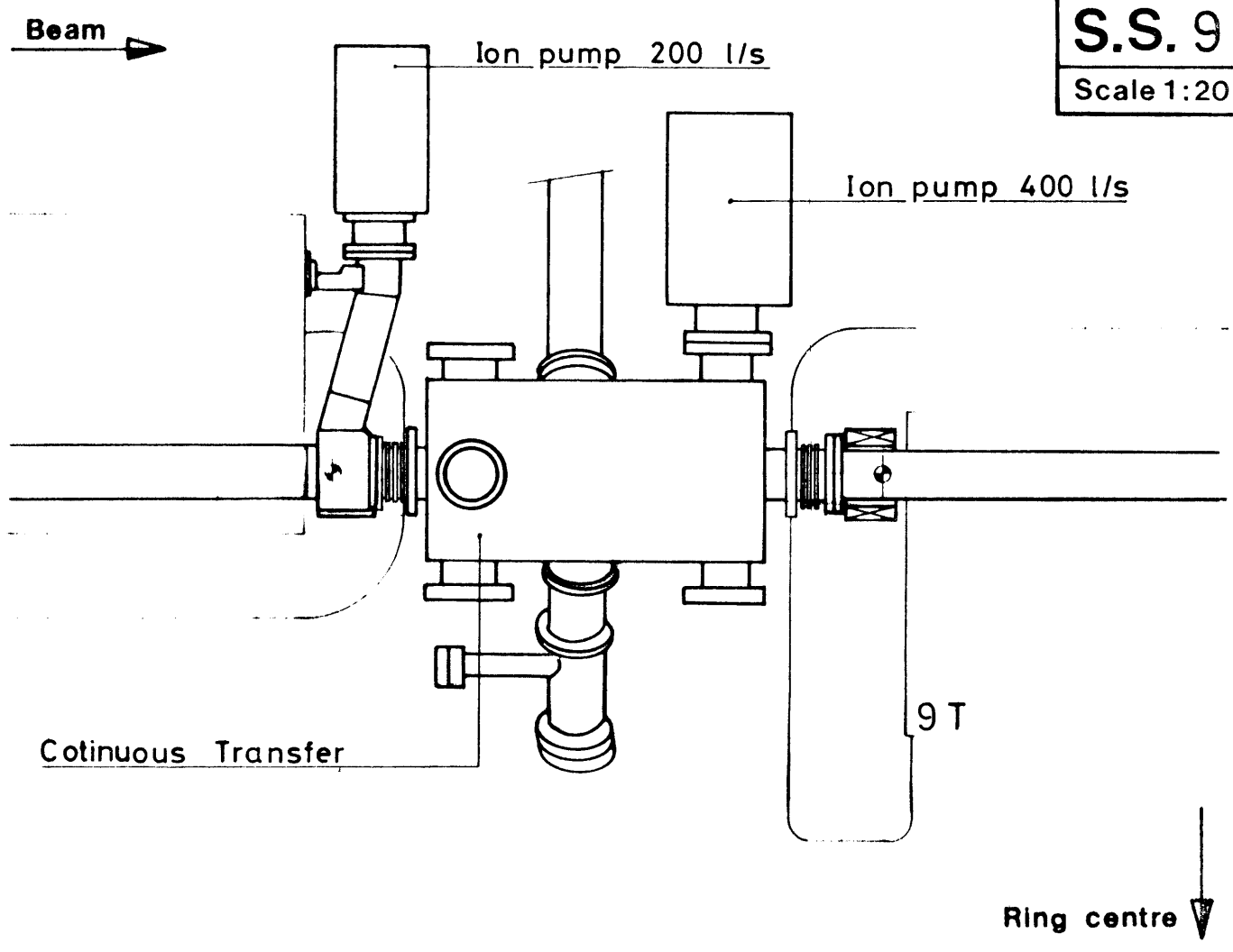
Latest crossed issue is valid :

A	B	C	D	E	F	G	H	I	K	L	M	N	O	P
---	---	---	---	---	---	---	---	---	---	---	---	---	---	---

CERN M.P.S.

S.S. 9

Scale 1:20

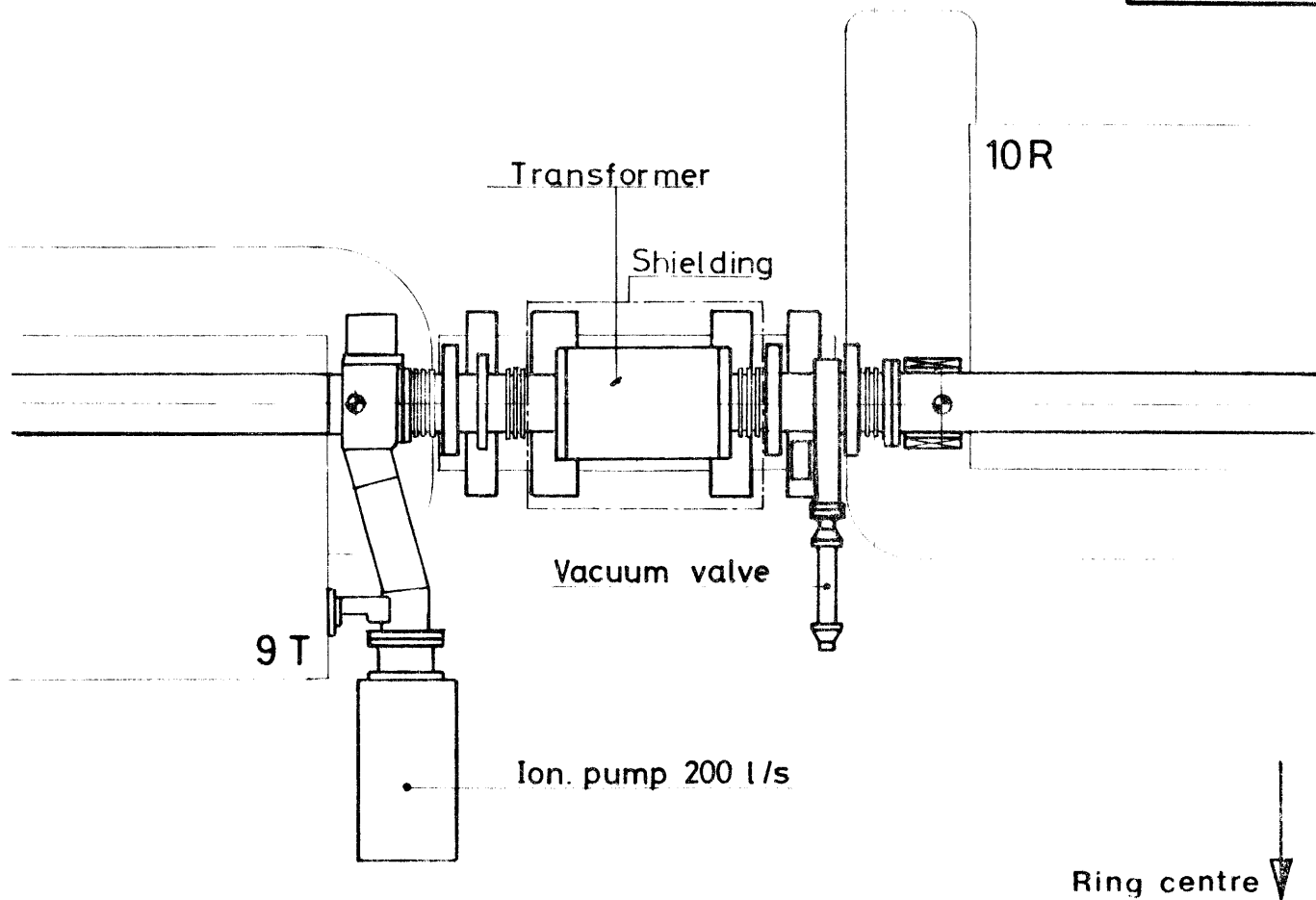


	Description	Drawing number															
Upstream	Standard vacuum chamber Connection	3V03.000.1 3A65.100.1E															
	Continuous transfer	2A41.000.0															
S.S. Equipment	Bus - bar position Type XI and XII																
Downstream	Connection	3A65.200.1C															
	Standard injection quadrupole	4A.024.0															
	Standard vacuum chamber	3V03.000.1															
Notes :		Latest crossed issue is valid :															
		<table border="1"> <tr> <td>A</td><td>B</td><td>C</td><td>D</td><td>E</td><td>F</td><td>G</td><td>H</td><td>I</td><td>K</td><td>L</td><td>M</td><td>N</td><td>O</td><td>P</td> </tr> </table>	A	B	C	D	E	F	G	H	I	K	L	M	N	O	P
A	B	C	D	E	F	G	H	I	K	L	M	N	O	P			
		CERN M.P.S.															

Beam →

S.S. 10

Scale 1:20

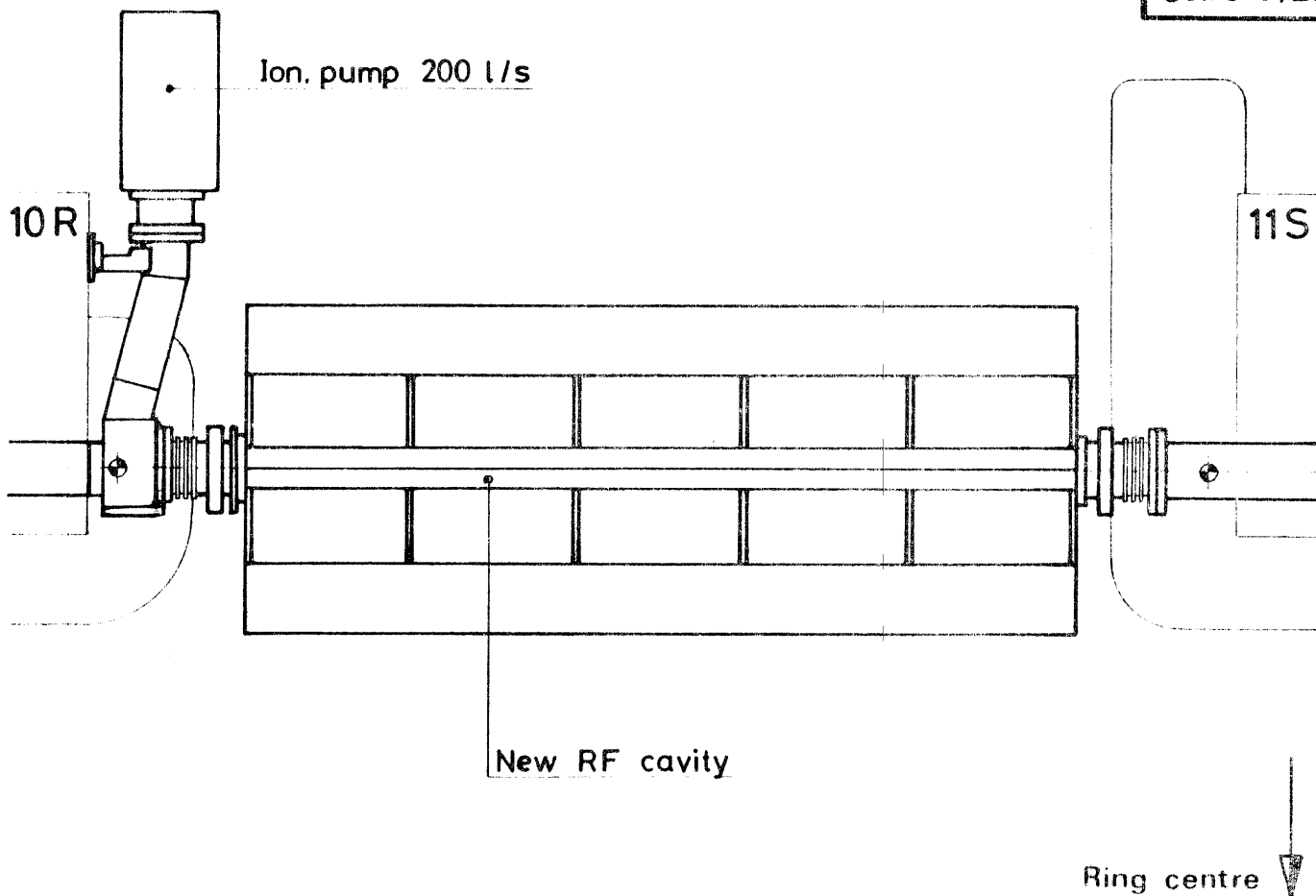


	Description	Drawing number															
Upstream	Standard vacuum chamber	3V03.000.1															
	Standard compact pick-up Connection	2P02.100.0 A * 3A65.100.1E															
S.S. Equipment	Transformer Standard support	3V29.000.0 4C08.800.3 + 900.2															
	Bus-bar position Type V and VI																
Downstream	Connection Standard injection quadrupole Standard vacuum chamber	3A65.200.1 C 4A.024.0 3V03.000.1															
Notes :		Latest crossed issue is valid															
		<table border="1"> <tr> <td>A</td><td>B</td><td>C</td><td>D</td><td>E</td><td>F</td><td>G</td><td>H</td><td>I</td><td>K</td><td>L</td><td>M</td><td>N</td><td>O</td><td>P</td> </tr> </table>	A	B	C	D	E	F	G	H	I	K	L	M	N	O	P
A	B	C	D	E	F	G	H	I	K	L	M	N	O	P			
		CERN M.P.S.															

S.S.11

Scale 1:20

Beam →



	Description	Drawing number
Upstream	Standard vacuum chamber	3V03.000.1
	Connection	3A65.177.3
S.S. Equipment	New RF cavity	2C10.000.0
	Bus - bar position Type XV and XVI	
Downstream	Connection	3A65.200.1C
	Standard vacuum chamber	3V03.000.1

Notes :

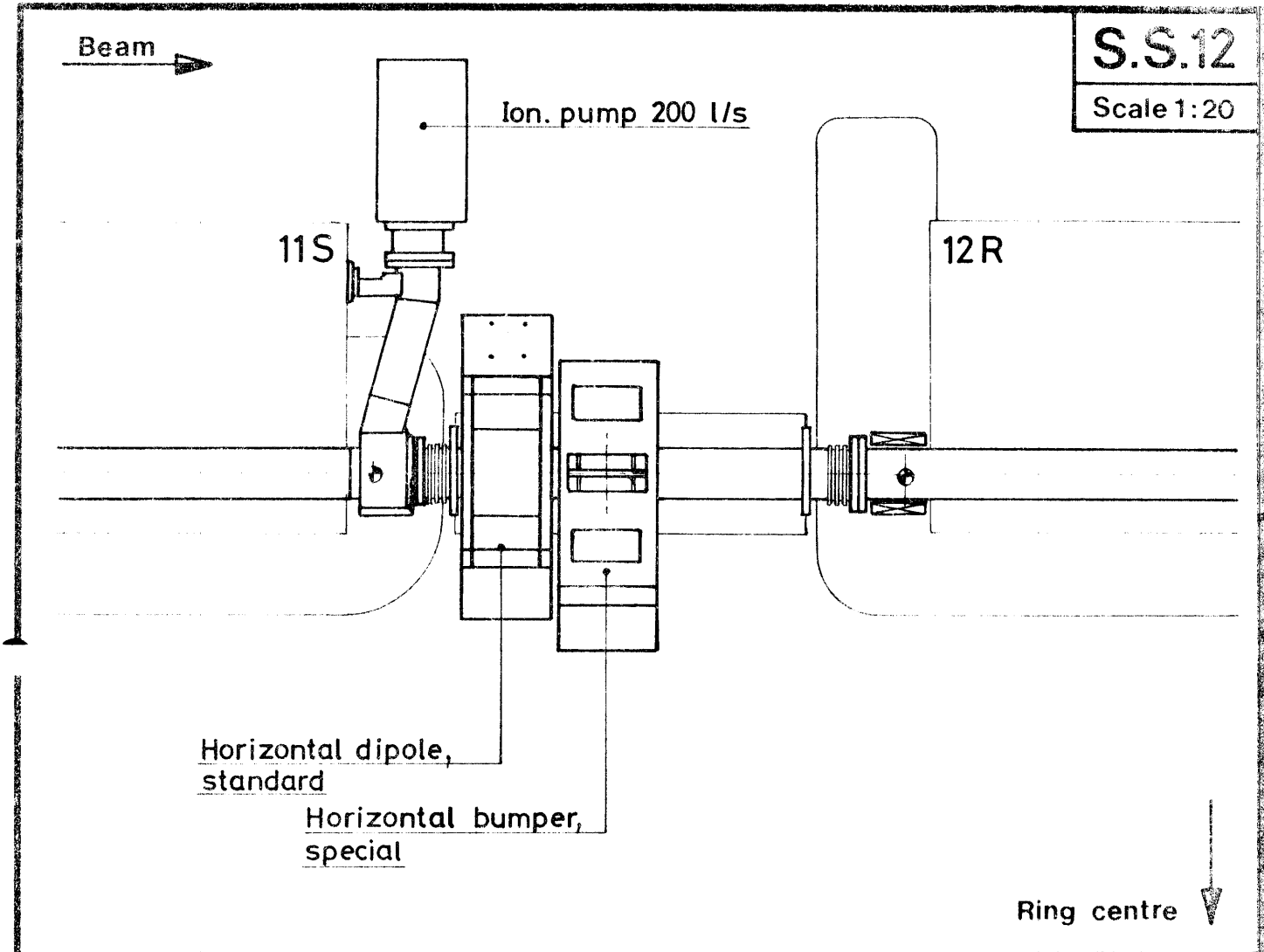
Latest crossed issue is valid :

A B C D E F G H I K L M N O P

CERN M.P.S.

S.S.12

Scale 1:20



	Description	Drawing number
Upstream	Standard vacuum chamber	3V03.000.1
	Connection	3A65.100.1E
S.S. Equipment	Horizontal dipole	4A14.004.0
	Horizontal bumper	28.3393.0
	Standard vacuum chamber	3A65.733.4
	Standard support	4C08.800.3 + 900.2
	Bus - bar position Type IX and X	
Downstream	Connection	3A65.200.1C
	Standard vacuum chamber	3V03.000.1
	Standard injection quadrupole	4A.025.4

Notes :

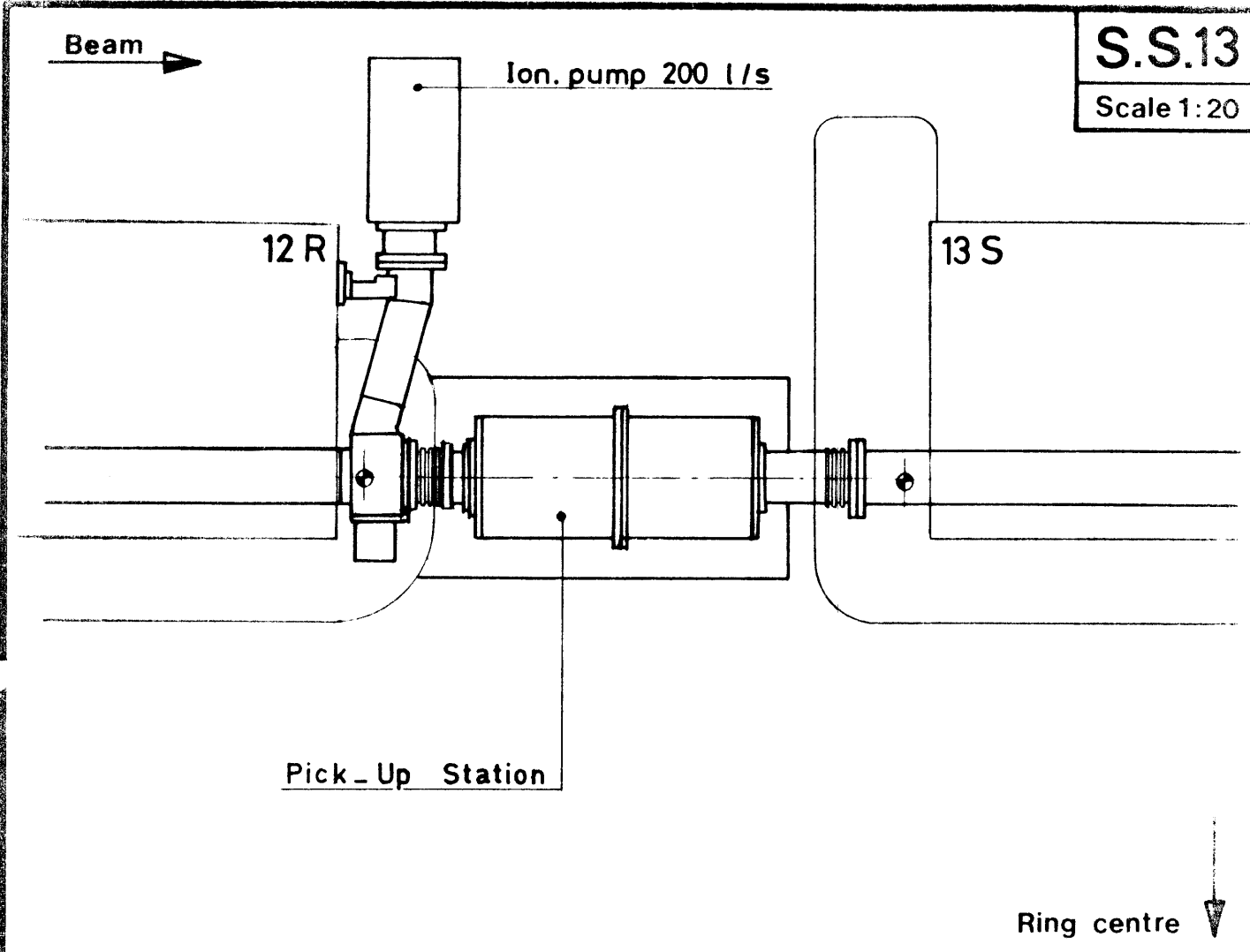
Latest crossed issue is valid :

A B C D E F G H I K L M N O P

CERN M.P.S.

S.S.13

Scale 1:20



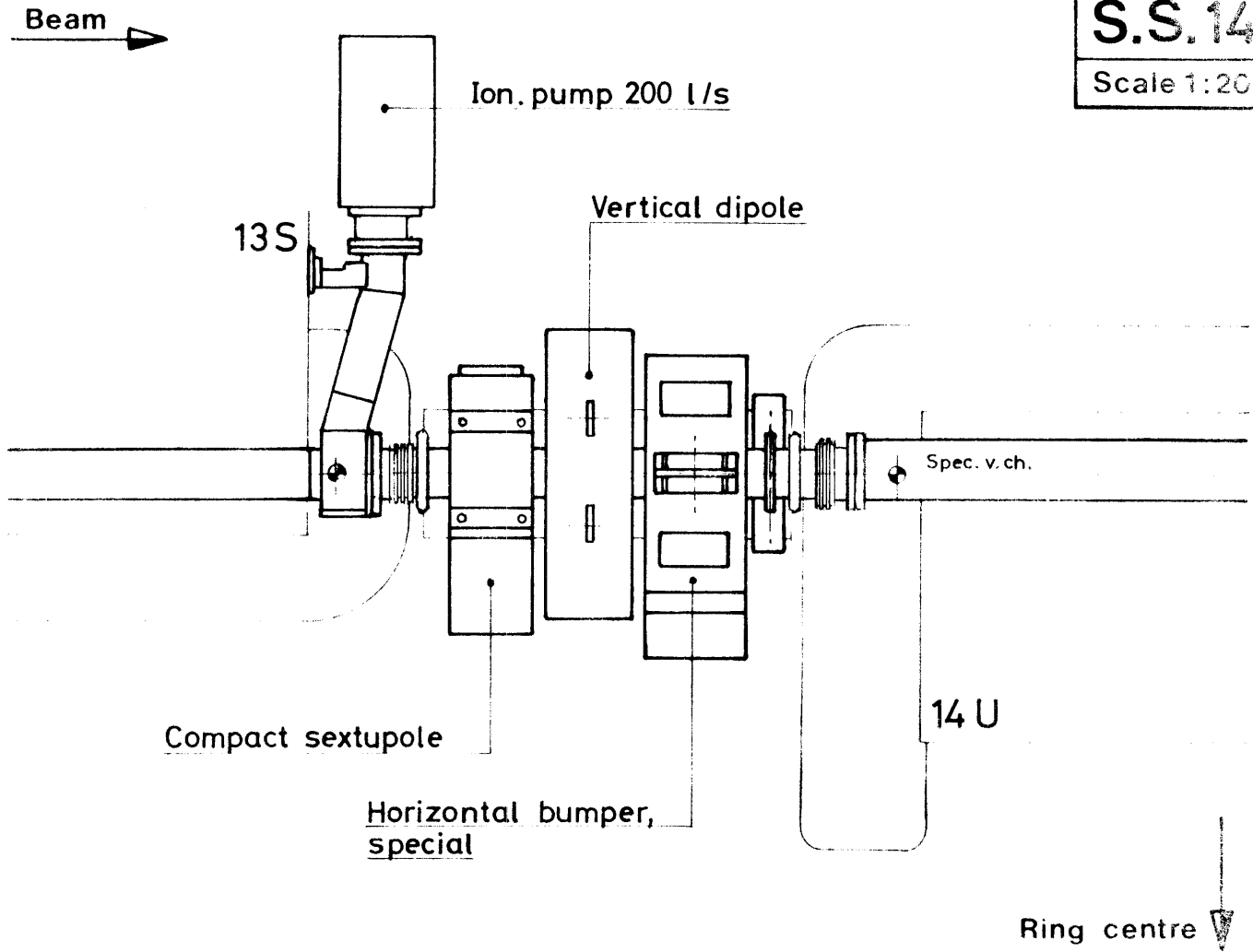
	Description	Drawing number
Upstream	Standard vacuum chamber	3V03.000.1
	Standard compact pick-up Connection	2P02.100.0 A * 3A65.100.2D
S.S. Equipment	Pick-up station	3A69.000.0
Downstream	Bus - bar position Type IX and X	
	Connection Standard vacuum chamber	3A65.200.2B 3V03.000.1

Notes :

Latest crossed issue is valid :

A B C D E F G H I K L M N O P

CERN M.P.S.




	Description	Drawing number
Upstream	Standard vacuum chamber	3V03.000.1
	Connection	3A65.100.1E
S.S. Equipment	Compact sextupole	4C.013.3
	Vertical dipole	4A14.005.0
	Horizontal bumper	28.3393.0
	Vacuum chamber	3A65.733.4
	Standard support	4C08.800.3 + 900.2
	Bus - bar position Type I and II	
Downstream	Connection	3A65.275.3
	Large vacuum chamber	3D03.400.0B

Notes :

Latest crossed issue is valid :

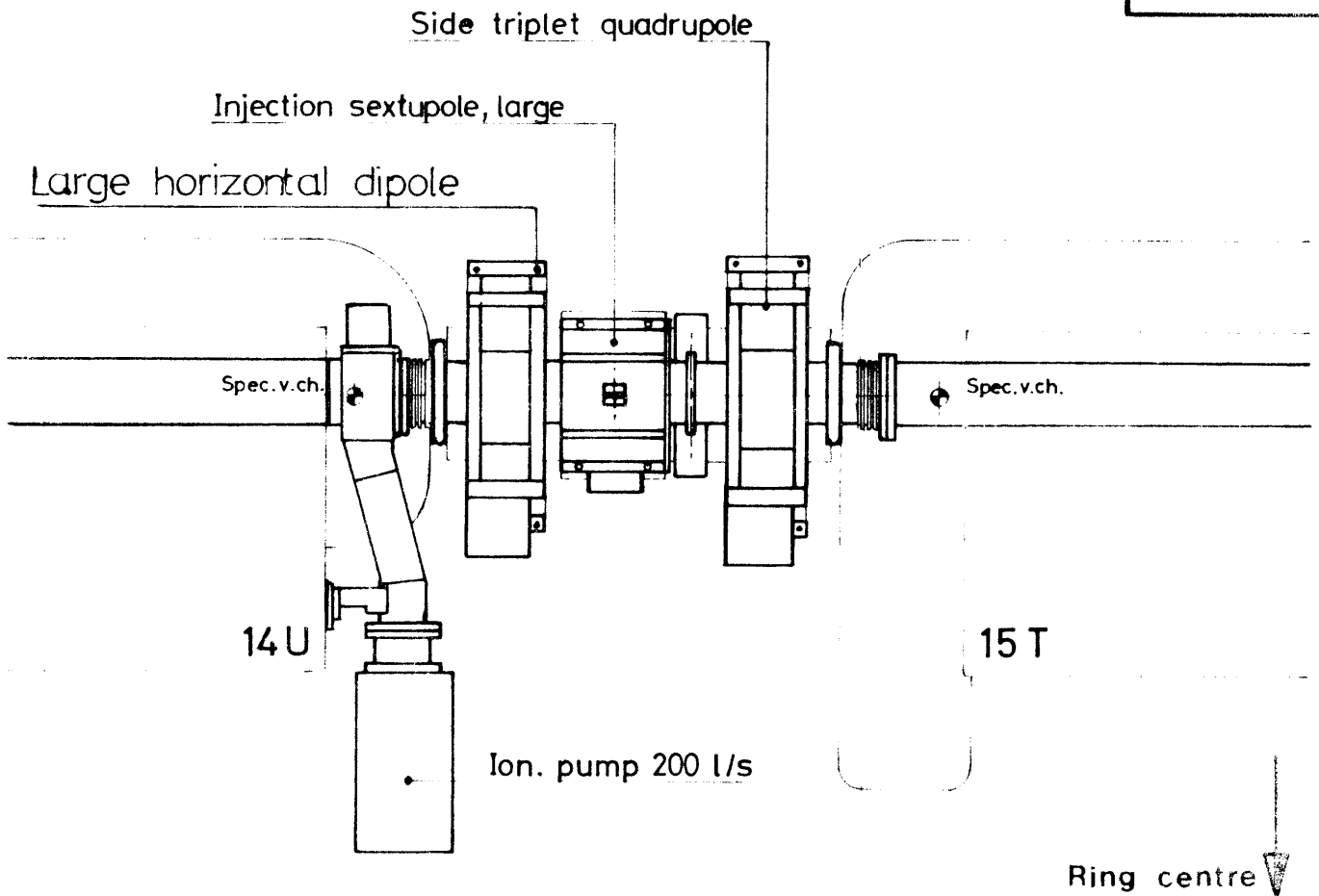
A	B	C	D	E	F	G	H	I	K	L	M	N	O	P
---	---	---	---	---	---	---	---	---	---	---	---	---	---	---

CERN M.P.S.

Beam 

S.S.15

Scale 1:20



	Description	Drawing number
Upstream	Large vacuum chamber	3D03.400.0B
	Large compact pick-up Connection	2P02.100.2 A 3A65.190.1
S.S. Equipment	Large injection sextupole Side triplet quadrupole Large vacuum chamber Standard support Large horizontal dipole	64A41.1 4C09.100.1 3A65.744.3 4C08.800.3 + 900.2 4C12.000.1
	Bus - bar position Type XI and XII	
Downstream	Connection Large vacuum chamber	3A65.290.1A 3D03.100.0C

Notes :

Latest crossed issue is valid :

~~A~~~~B~~~~C~~~~D~~EFGHIKLMNOP

CERN M.P.S.

Beam →

S.S.16

Scale 1:20

Turbomolecular-pump THP900

Septum dipole for ejection slow magnet

Spec.v.ch.

Spec.v.ch.

15 T

16 U

Ion. pump 400 l/s

Ion. pump 400 l/s

Ion. pump 400 l/s

Ion. pump 400 l/s

Ring centre ↓

	Description	Drawing number
Upstream	Vacuum chamber	3D03.100.0 C
	Tank ejection Support	3E08.000.0 A 3E08.100.1
S.S. Equipment	Bus - bar position Type XIII and XIV	
Downstream	Vacuum chamber	3V24.000.0

Notes

Latest crossed issue is valid :

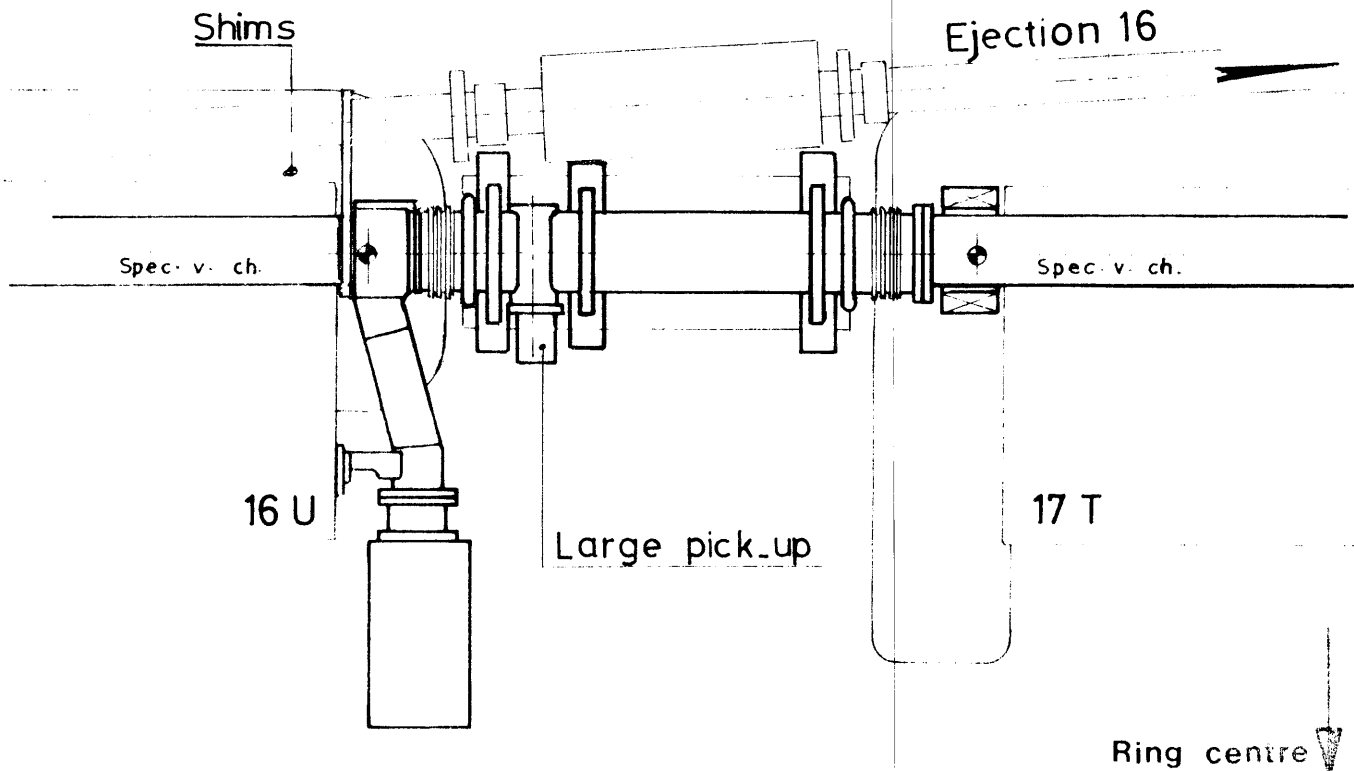
A B C D E F G H I K L M N O P

CERN M.P.S.

Beam →

S.S.17

Scale 1:20



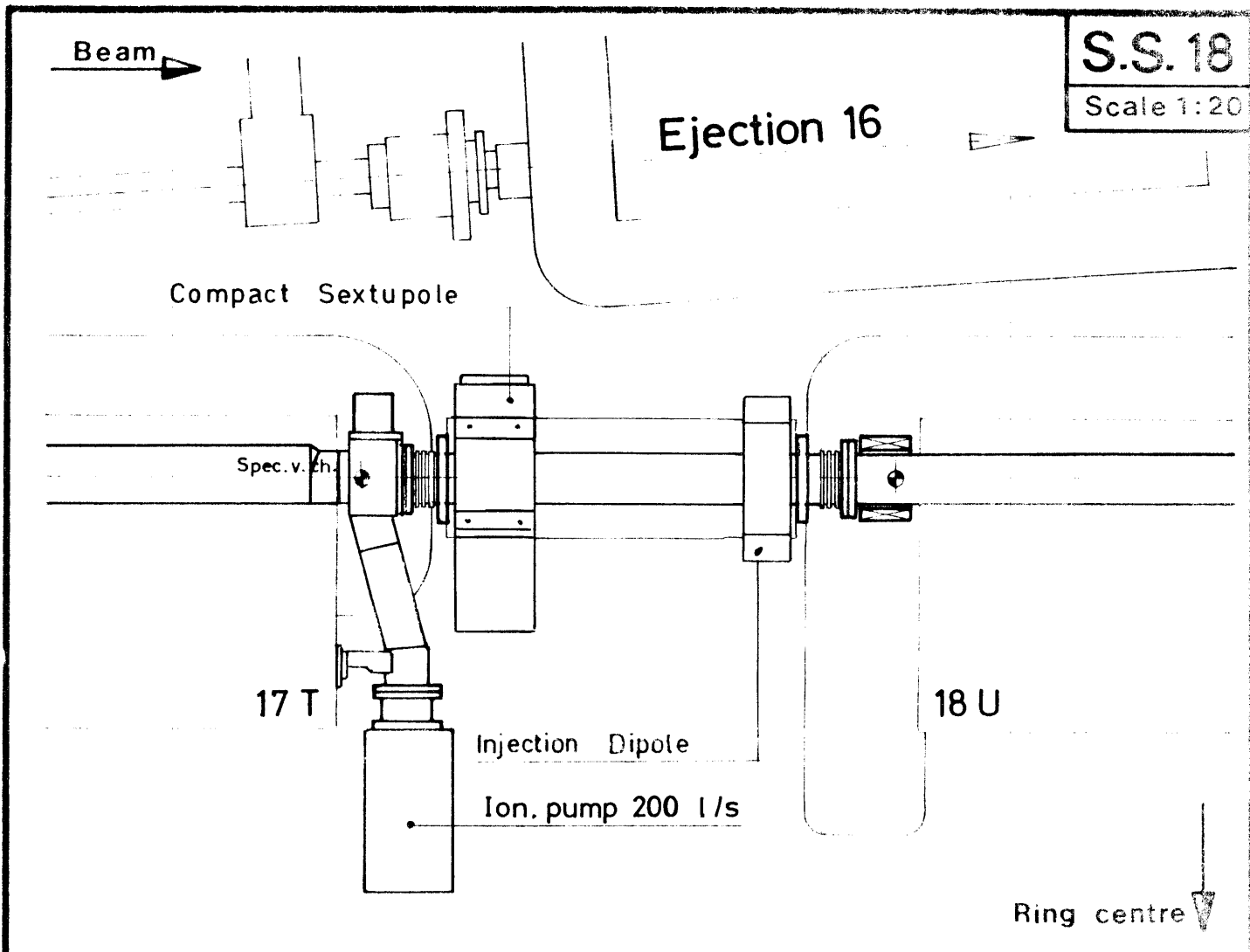
	Description	Drawing number
Upstream	Large vacuum chamber	3V24.000.0
	Connection	3A65.150.1
S.S. Equipment	Large vacuum chamber	3A65.742.2
	Large compact pick-up	2P02.100.2
	Standard support	4C08.800.3 + 900.2
	Bus-bar position Type XI and XII	
Downstream	Connection	3A65.250.1
	Large injection quadrupole	118.104.1
	Large vacuum chamber	3D04.400.0D

Notes :

Latest crossed issue is valid :

~~A~~ B C D E F G H I K L M N O P

CERN M.P.S.



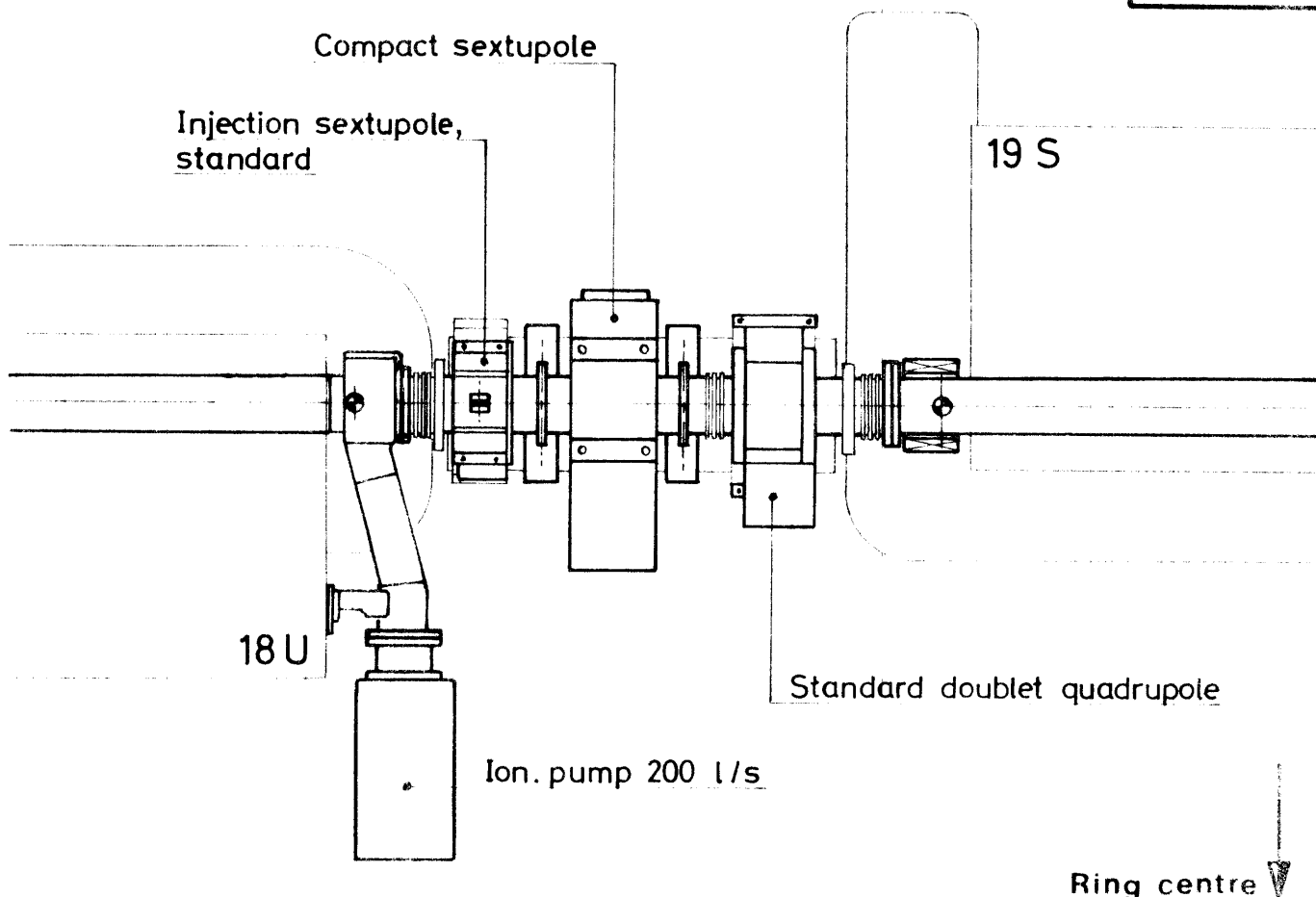
	Description	Drawing number
Upstream	Large vacuum chamber	3D04,400,0D
	Phase pick-up Connection	2P02,100,0 A * 3A65,100,1E
	Standard vacuum chamber Standard support Compact sextupole Injection dipole	3A65,733,4 1C08,800,3 + 900,2 4C,013,3 4A14,005,0
Bus - bar position Type XI and XII		
Downstream	Connection Standard injection quadrupole Standard vacuum chamber	3A65,200,1C 4A,024,0 3V03,000,1

Notes :	Latest crossed issue is valid :															
	<table border="1" style="display: inline-table;"> <tr> <td>A</td><td>B</td><td>C</td><td>D</td><td>E</td><td>F</td><td>G</td><td>H</td><td>I</td><td>K</td><td>L</td><td>M</td><td>N</td><td>O</td><td>P</td> </tr> </table>	A	B	C	D	E	F	G	H	I	K	L	M	N	O	P
	A	B	C	D	E	F	G	H	I	K	L	M	N	O	P	
CERN M.P.S.																

S.S. 19

Scale 1:20

Beam →



	Description	Drawing number
Upstream	Standard vacuum chamber	3V03.000.1
	Connection	3A65.100.1E
S.S. Equipment	Standard injection sextupole	4C05.000.1
	Compact sextupole	4C.013.3
	Standard doublet quadrupole	4C10.000.0
	Inconel vacuum chamber	3A65.765.4
	Standard support	4C08.800.3 + 900.2
Bus-bar position Type V and VI		
Downstream	Connection	3A65.700.1C
	Skew quadrupole + vertical dipole	4A.025.4
	Vacuum chamber	3V03.000.1

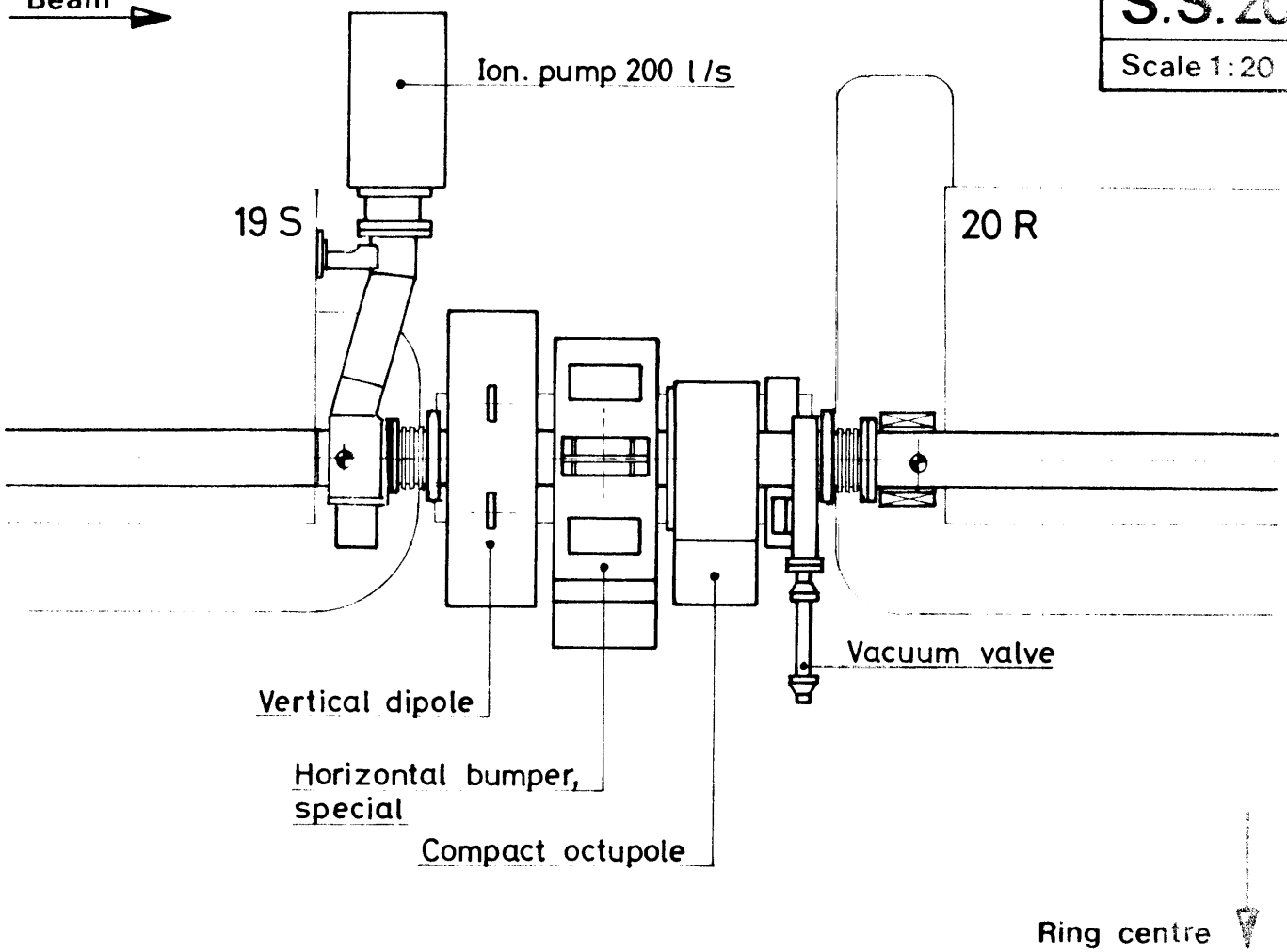
Notes :

Latest crossed issue is valid :
A B C D E F G H I K L M N O P
 CERN M.P.S.

Beam →

S.S. 20

Scale 1:20



	Description	Drawing number
Upstream	Standard vacuum chamber	3V03.000.1
	Standard compact pick-up Connection	2P02.100.0 A * 3A65.100.1E
	Vertical dipole	4A14.005.0
S.S. Equipment	Horizontal bumper	28.3393.0
	Compact octupole	4C07.000.0
	Vacuum valve between sectors 2 and 3	
	Vacuum chamber (120 interior)	3A65.745.4
	Standard support	4C08.800.3 + 900.2
Bus - bar position Type IX and X		
Downstream	Connection	3A65.200.1C
	Skew quadrupole + vertical dipole	4A.025.4
	Standard vacuum chamber	3V03.000.1

Notes :

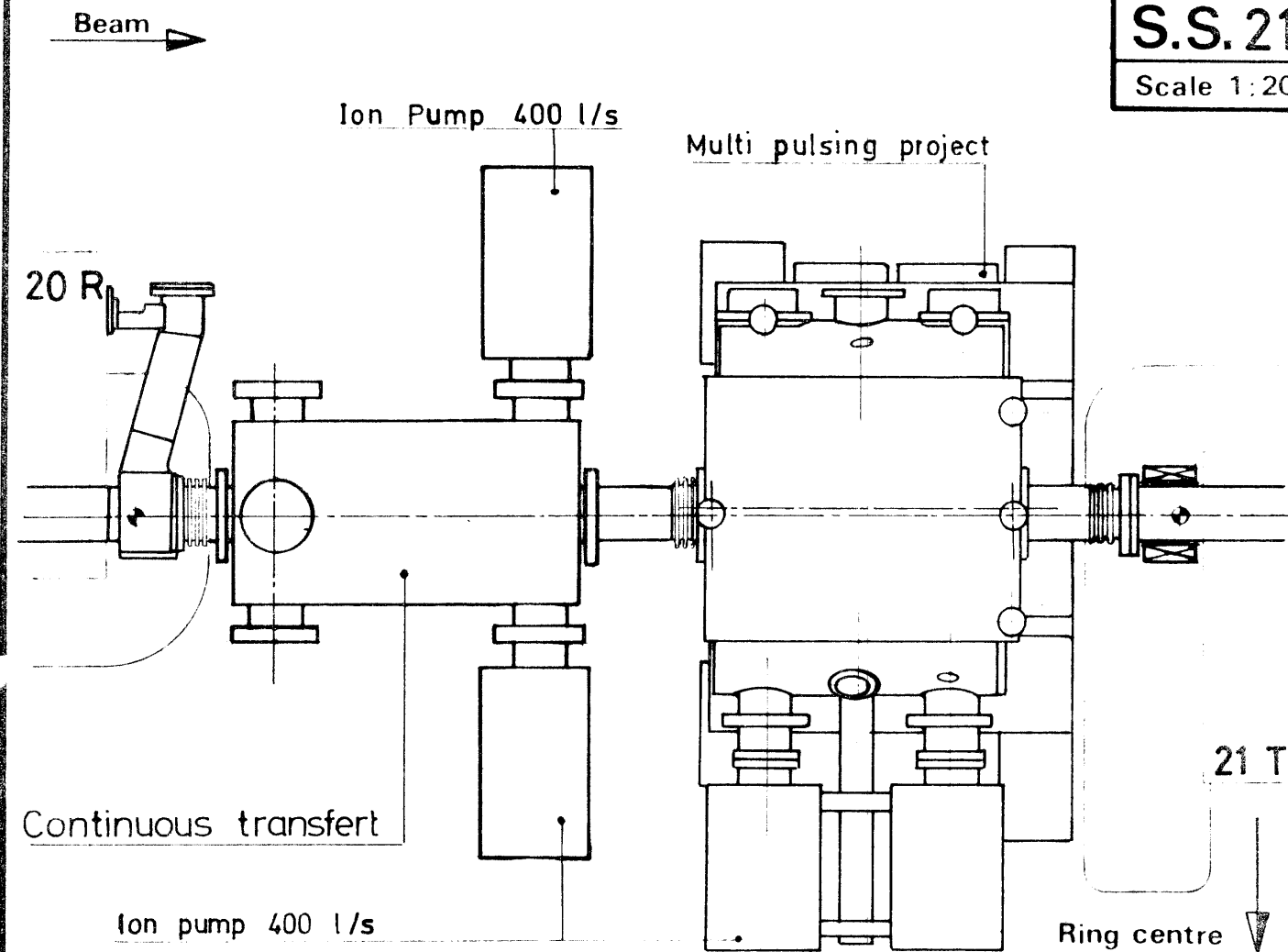
Latest crossed issue is valid :

~~A~~ ~~B~~ ~~C~~ ~~D~~ E F G H I K L M N O P

CERN M.P.S.

S.S. 21

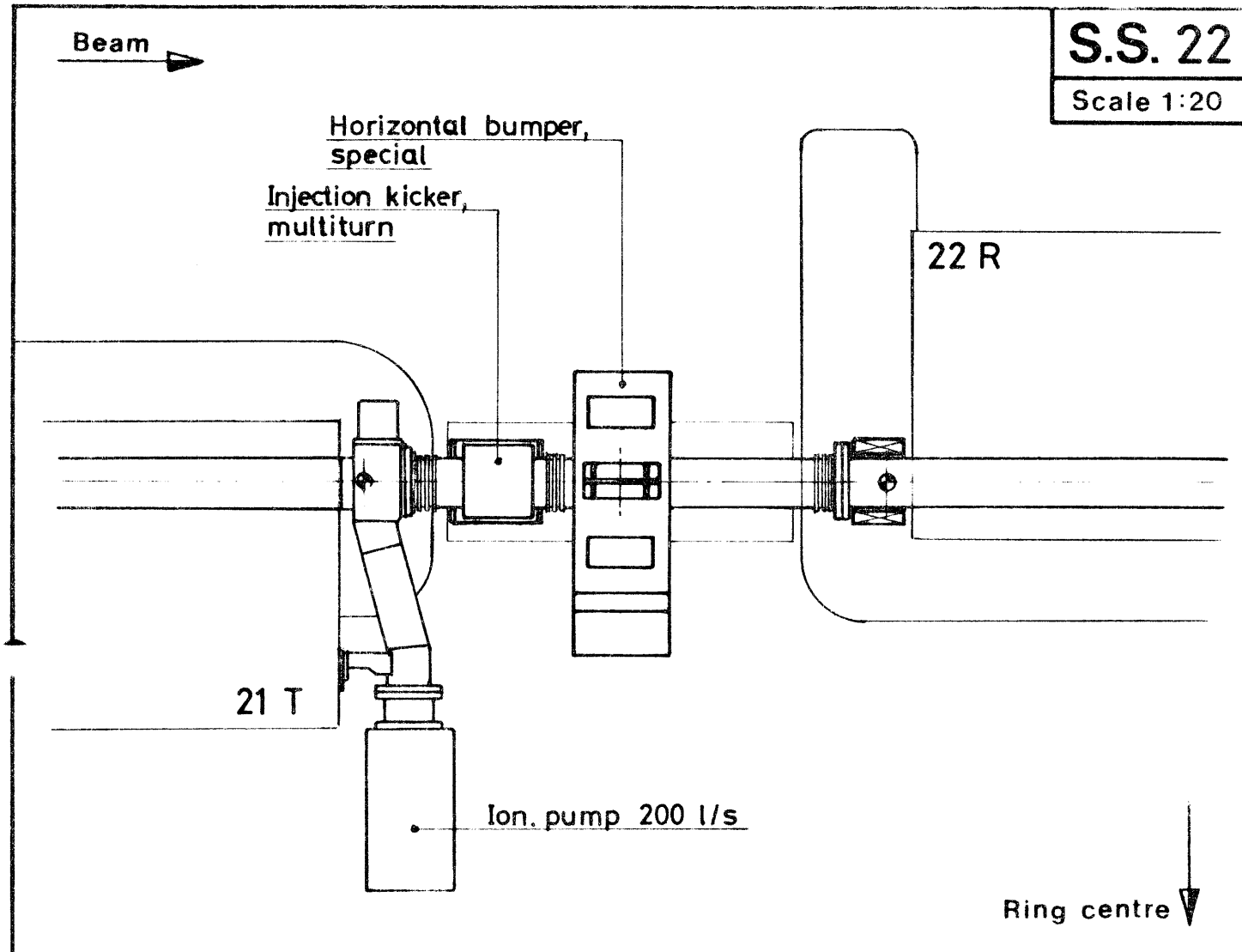
Scale 1:20



	Description	Drawing number
Upstream	Standard vacuum chamber connection	3V03.000.1 2A41.011.2
	continuous transfert & multi pulsing project	2A41.000.1
S.S. Equipment	Bus - bar position Type III and IV	
Downstream	Connection	2A41.025.2
	Stand. injection quadrupole Stand. vacuum chamber	4A.024.0 3V03.000.1
Notes :		Latest crossed issue is valid : A B C D E F G H I K L M N O P CERN M.P.S.

S.S. 22

Scale 1:20



	Description	Drawing number
Upstream	Standard vacuum chamber	3V03.000.1
	Standard compact pick-up Connection	2P02.100.0 A * 3A65.100.2D
S.S. Equipment	Injection kicker Horizontal bumper Vacuum chamber (ceramic) Standard support	4C18.200.2 28.3393.0 3A65.716.4 4C08.800.3 + 900.2
	Bus-bar position Type V and VI	
Downstream	Connection Standard injection quadrupole Standard vacuum chamber	3A65.200.2B 4A.024.0 3V03.000.1

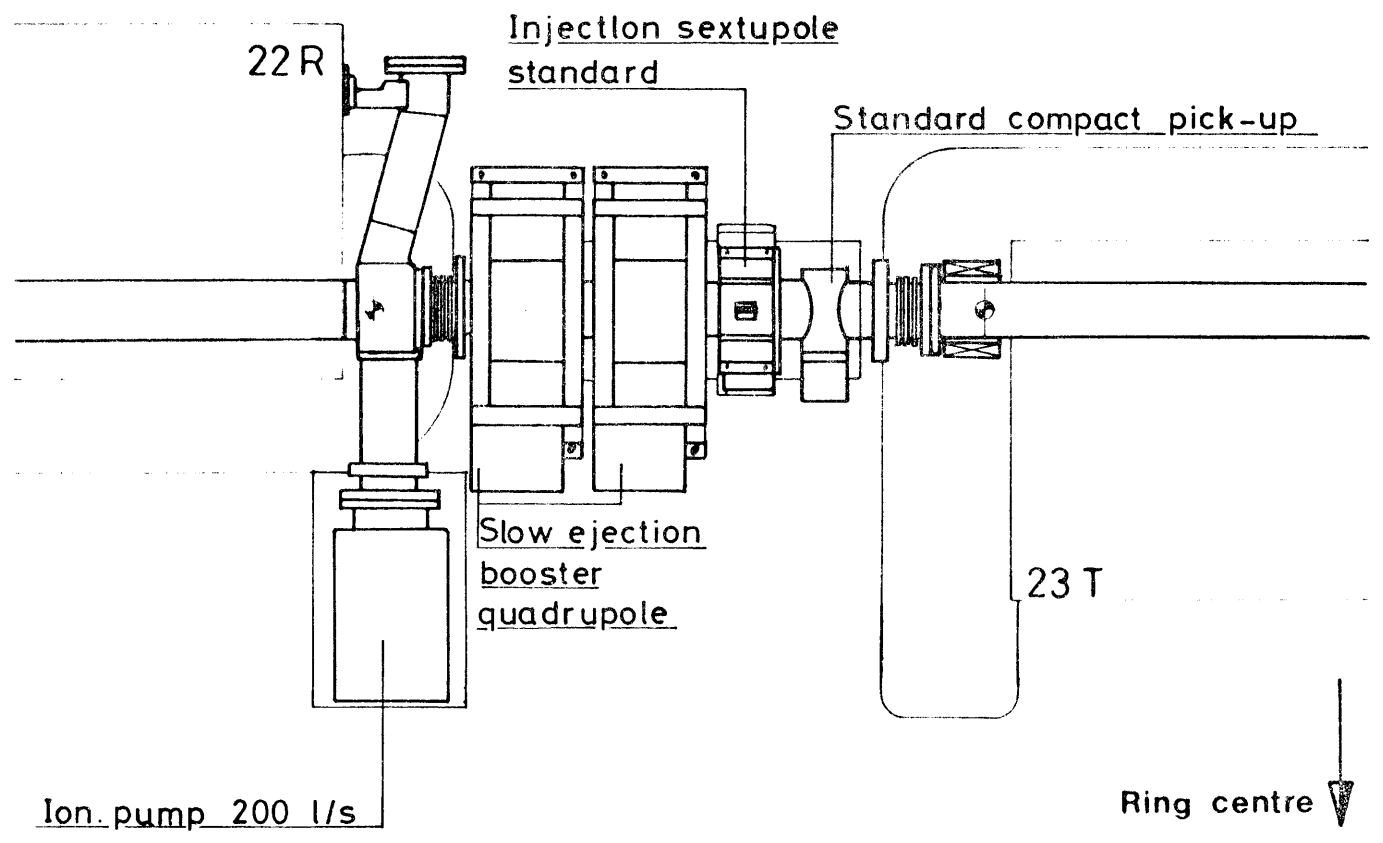
Notes :

Latest crossed issue is valid :

~~A~~~~B~~~~C~~~~D~~~~E~~FGHIKLMNOP

CERN M.P.S.

Beam →




	Description	Drawing number
Upstream	Standard vacuum chamber	3V03.000.1
	Connection	3A65.100.1E
S.S. Equipment	Slow ejection quadrupole	4C06.000.0B
	Slow ejection quadrupole	4C06.000.0B
	Standard injection sextupole	4C05.000.1
	Vacuum chamber	4A65.766.2
	Standard compact pick up	2P02.100.0A*
	Standard support	4C08.800.3 + 900.2
	Bus - bar position Type I and II	
Downstream	Connection	3A65.200.1C
	Skew quadrupole + vertical dipole	4A.025.4
	Standard vacuum chamber	3V03.000.1

Notes :

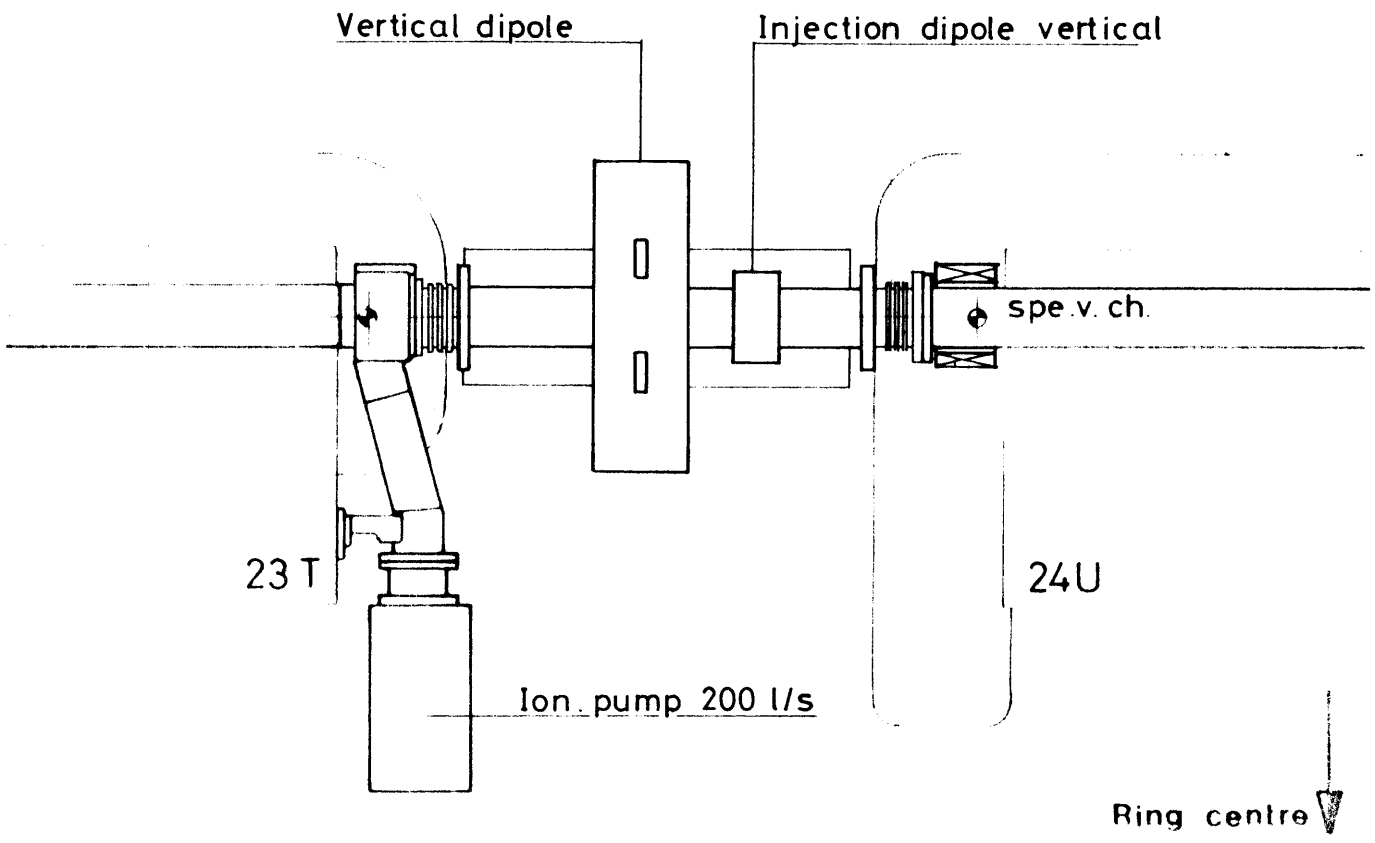
Latest crossed issue is valid :

A	B	C	D	E	F	G	H	I	K	L	M	N	O	P
---	---	---	---	---	---	---	---	---	---	---	---	---	---	---

CERN M.P.S.

Beam 

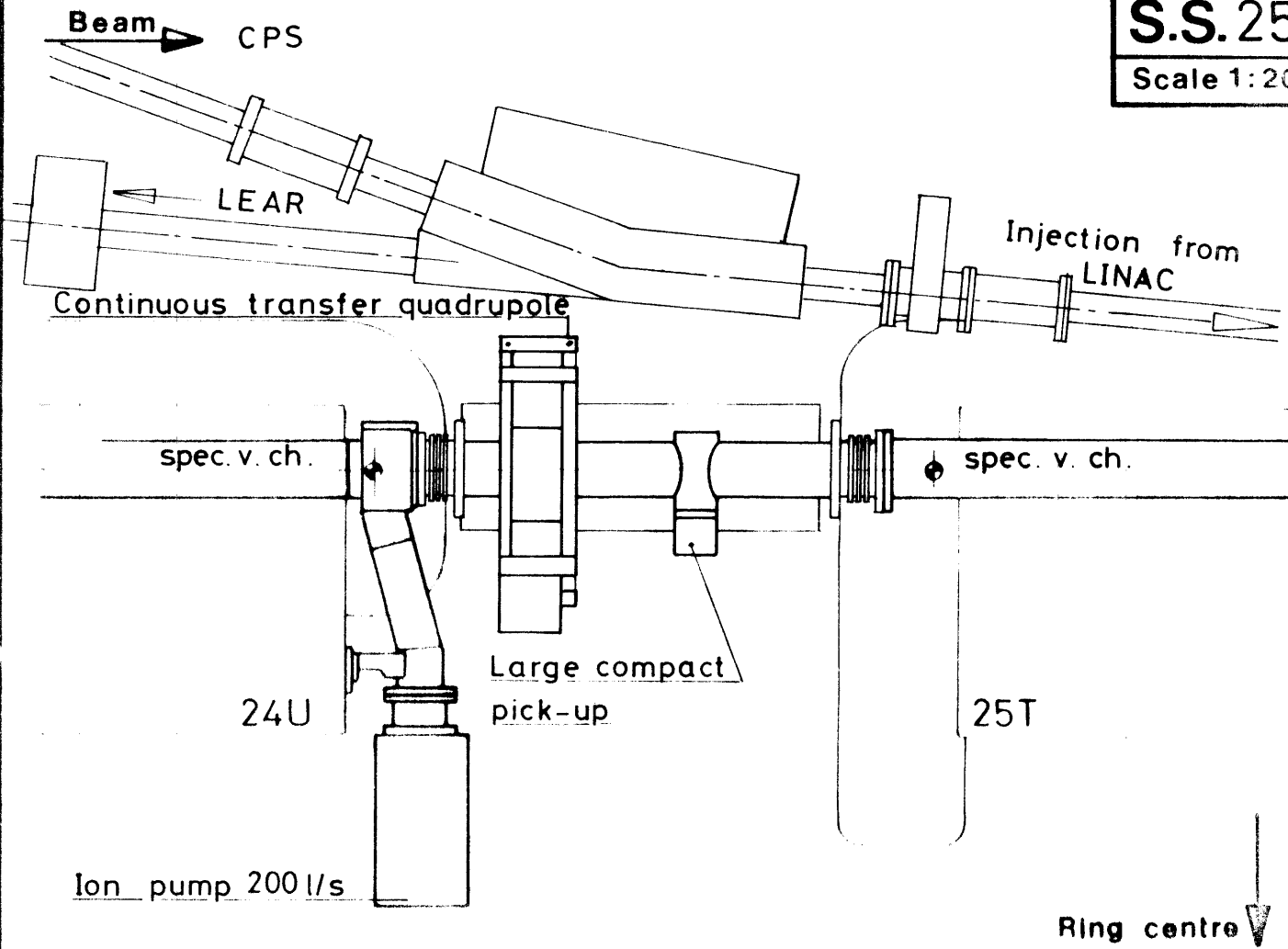
S.S.24
Scale 1:20



	Description	Drawing number
Upstream	Standard vacuum chamber Connection	3V03.000.1 3A65.100.1E
	Vertical dipole Injection dipole vertical Vacuum chamber Standard support	4A14.005.0 4C17.000.1 3A65.733.4 4C08.800.3 + 900.2
Downstream	Bus-bar position Type XI and XII	
	Connection	3A65.275.3
	Skew quadrupole + vertical dipole Large vacuum chamber	4A.025.4 3V07.000.0
Notes	Latest crossed issue is valid : A B C D E F G H I K L M N O P CERN M.P.S.	

S.S.25

Scale 1:20



	Description	Drawing numbe
Upstream	Large vacuum chamber Connection	3V07.000.0 3A65.150.1
	Quadrupole kick enhancement Large compact pick up Vacuum chamber (Incone1) Standard support	4C19.000.1A 2P02.100.2* 3A65.763.2 4C08.800.3 + 900.2
S.S. Equipment	Bus-bar position Type XI and XII	
Downstream	Connection	3A65.250.1
	Large vacuum chamber	3A90.000.0

Notes :

Latest crossed issue is valid :

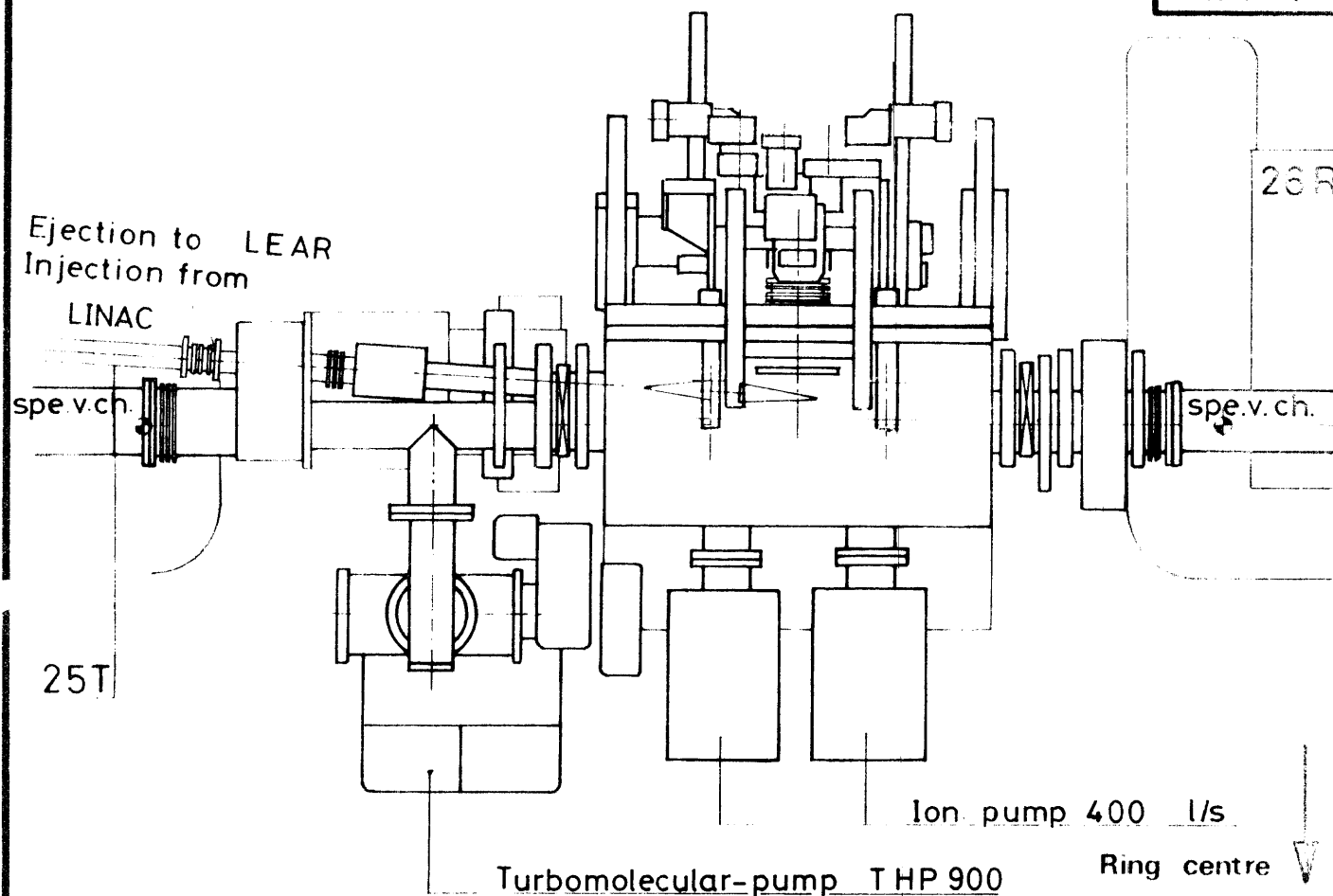
A	B	C	D	E	F	G	H	I	K	L	M	N	O	P
---	---	---	---	---	---	---	---	---	---	---	---	---	---	---

CERN M.P.S.

Beam →

S.S. 26

Scale 1:20



	Description	Drawing number
Upstream	Vacuum chamber Connection	3A90.000.0 1A18.300.3
	Injection septum magnet	3V3.100.0
S.S. Equipment	Bus-bar position Type VII and VIII	
Downstream	Connection Vacuum chamber	3A65.250.1A 3V07.000.0

Notes

Latest crossed issue is valid

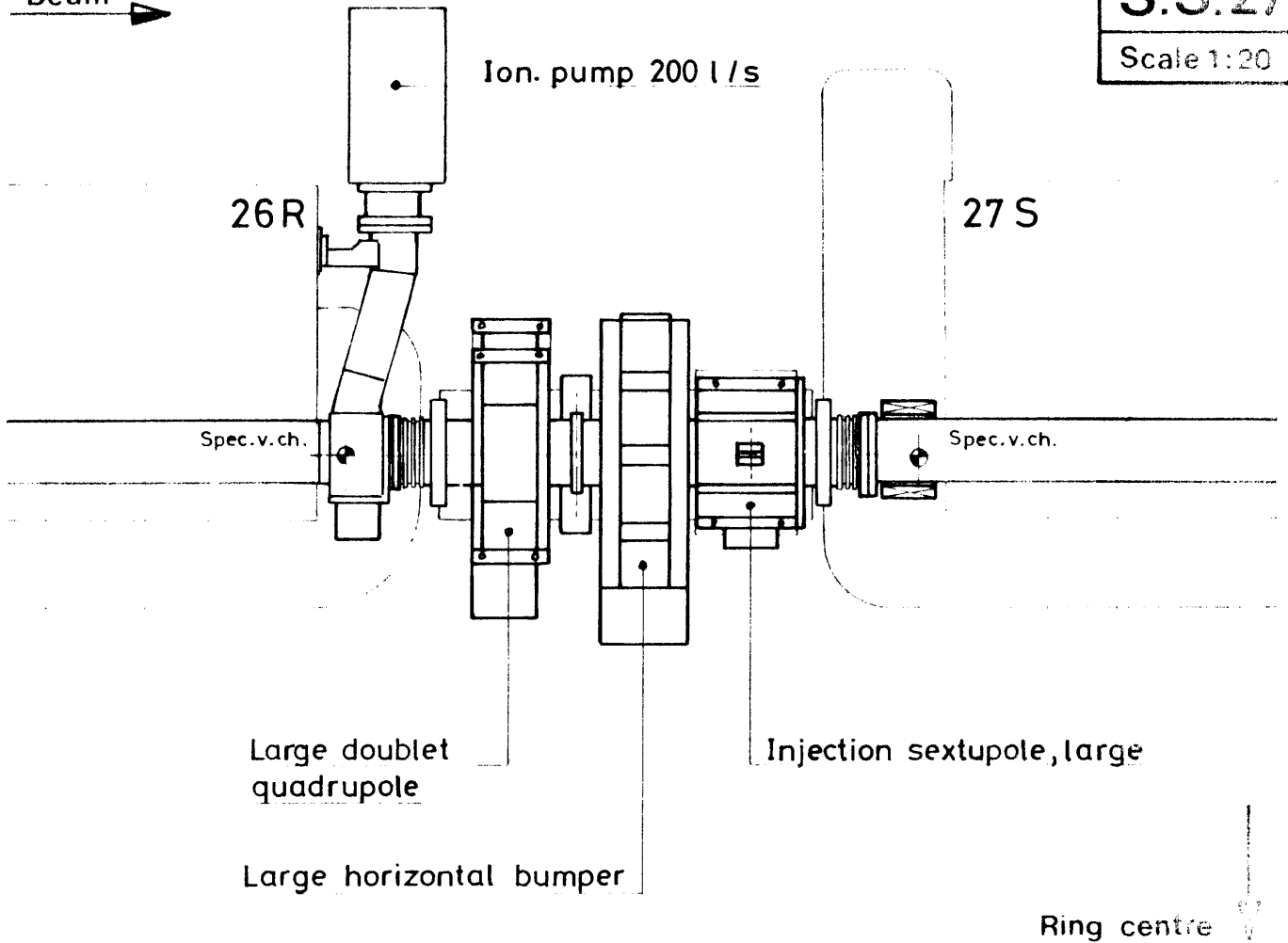
A B C D E F G H I K L M N O P

CERN M.P.S.

Beam →

S.S.27

Scale 1:20



	Description	Drawing number
Upstream	Large vacuum chamber	3V07.000.0
	Large, compact pick-up Connection	2P02.100.2 3A65.150.1
S.S. Equipment	Large doublet quadrupole Large horizontal bumper Large injection sextupole Vacuum chamber (incone-1) Standard support	4213.000.1 64A41.1 4212.000.1 3A65.764.2 4208.800.3 + 900.2
	Bus - bar position Type IX and X	
Downstream	Connection Large injection quadrupole Large vacuum chamber	3A65.250.1 118.104.1 B 3V07.000.0

Notes :

Latest crossed issue is valid :

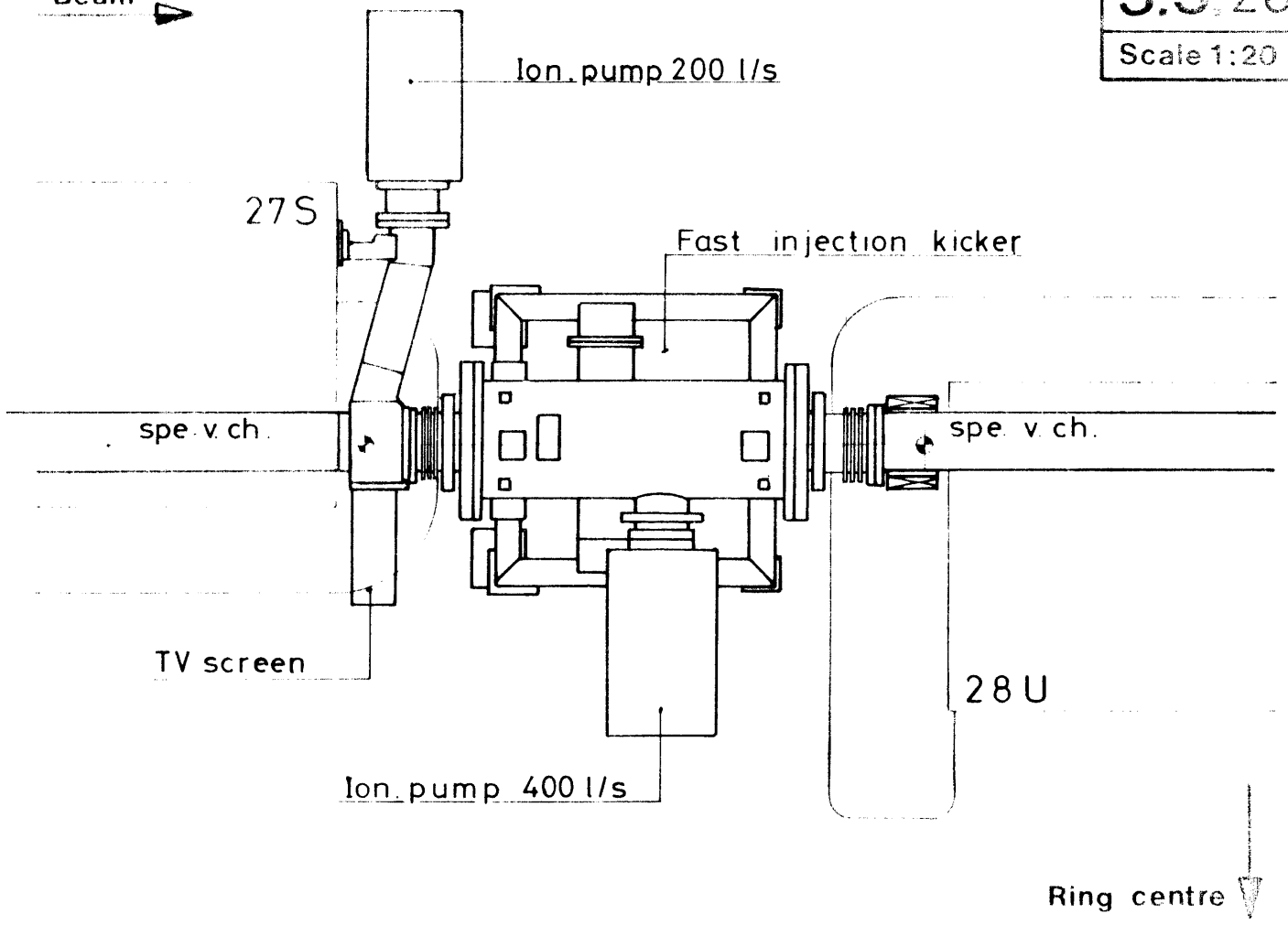
A B C D E F G H I K L M N O P

CERN M.P.S.

Beam 

S.S. 28

Scale 1:20




	Description	Drawing number
Upstream	Large vacuum chamber	3V07.000.0
	TV screen	5A21.000.0
	Connection	3A65.150.1
S.S. Equipment	Fast injection kicker	3V31.000.1
	Bus-bar position Type I and II	
Downstream	Connection	3A65.250.1
	Large injection quadrupole	118.104.1B
	Large vacuum chamber	3V07.000.0

Notes :

Latest crossed issue is valid :

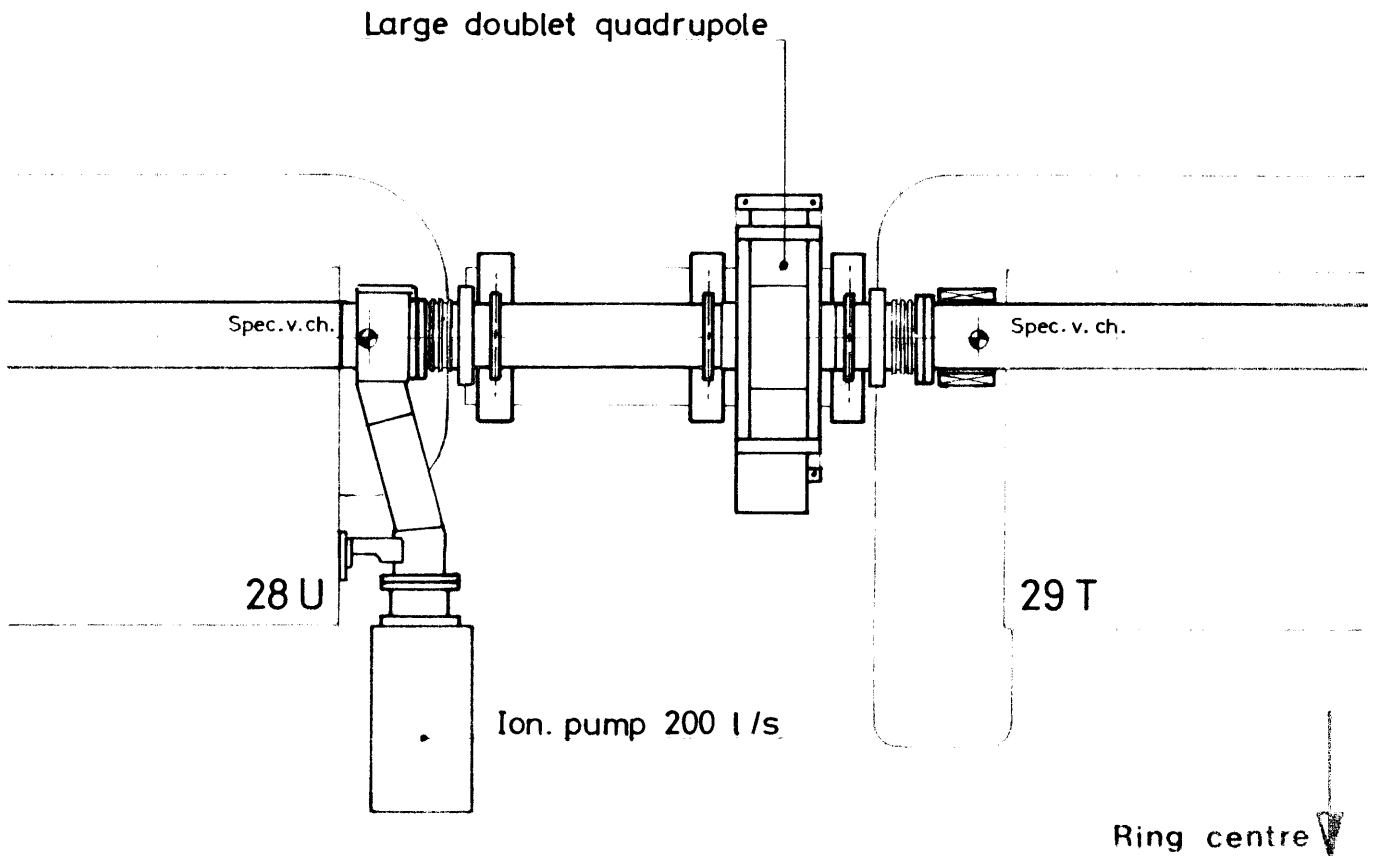
~~A~~ ~~B~~ ~~C~~ ~~D~~ E F G H I K L M N O P

CERN M.P.S.

Beam 

S.S. 29

Scale 1:20



	Description	Drawing number
Upstream	Large vacuum chamber	3V07.000.0
	Connection	3A65.150.1
S.S. Equipment	Large doublet quadrupole Large vacuum chamber (Inconel) Standard support	4C13.000.1 3A65.764.2 4C08.800.3 + 900.2
	Bus-bar position Type XI and XII	
Downstream	Connection	3A65.250.1
	Injection quadrupole large skewed Large vacuum chamber	20.012.0.0 3V07.000.0

Notes :

Latest crossed issue is valid :

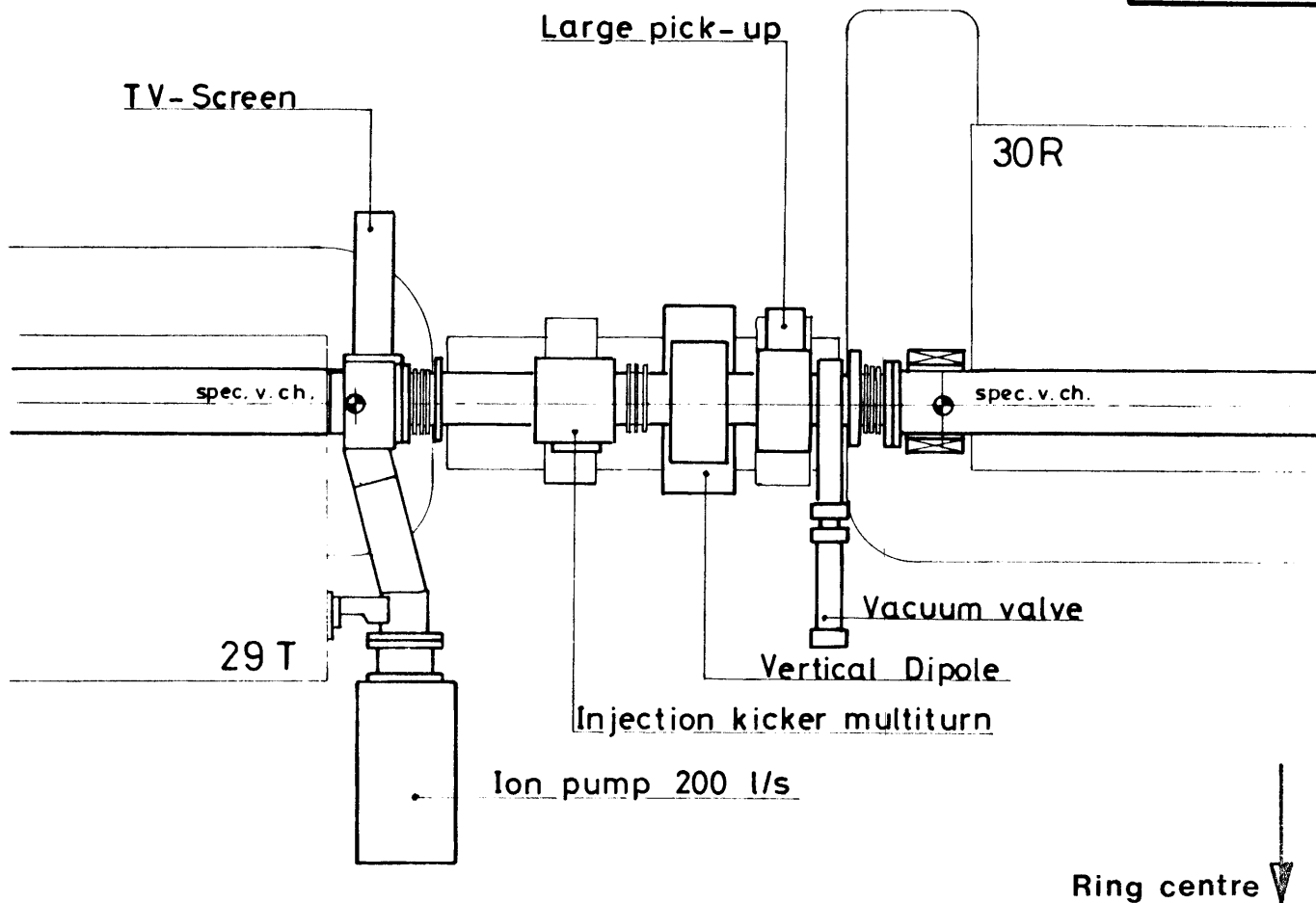
A **B** **C** **D** **E** **F** **G** **H** **I** **K** **L** **M** **N** **O** **P**

CERN M.P.S.

S.S.30

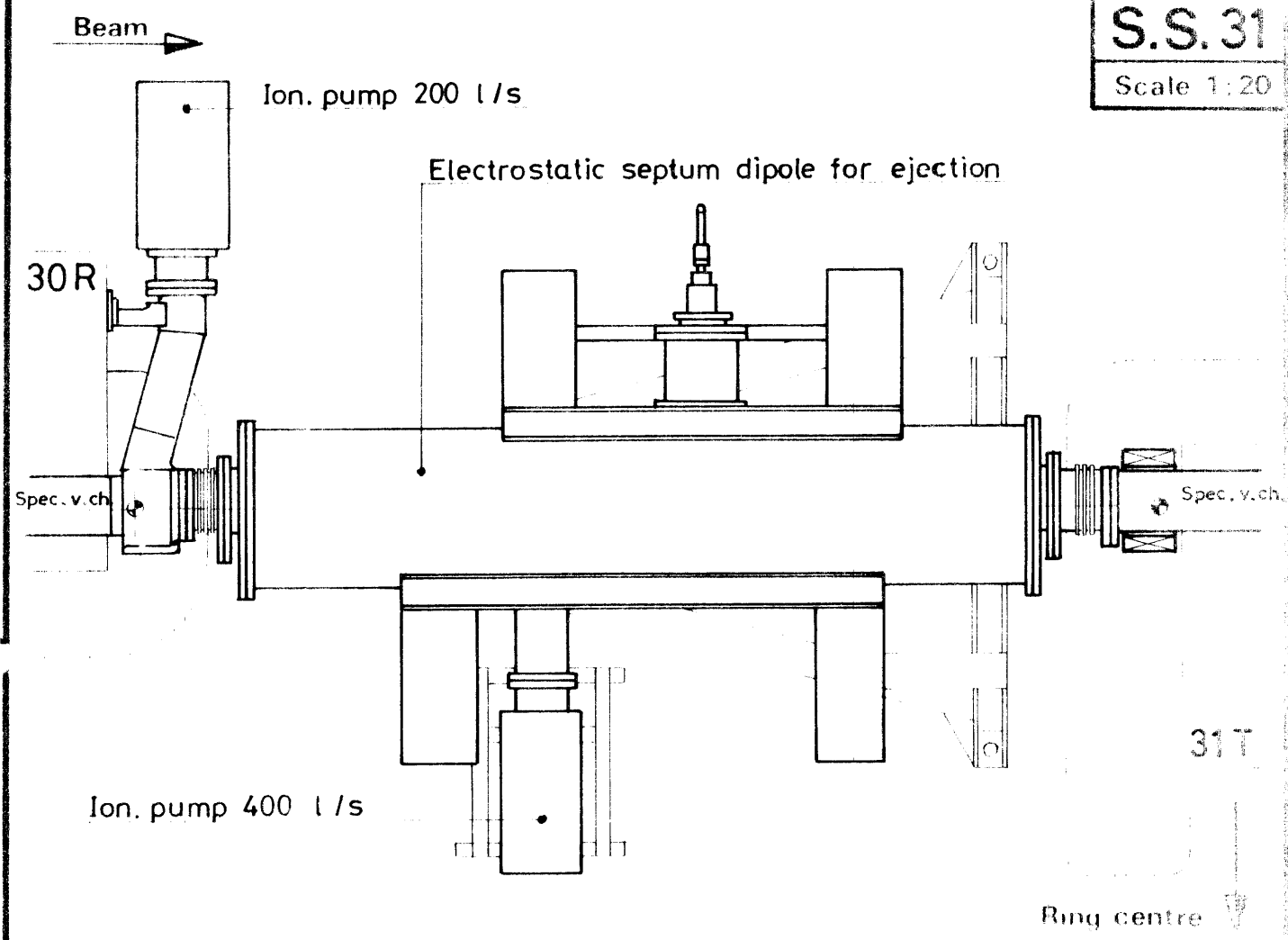
Scale 1:20

Beam →



	Description	Drawing number
Upstream	Large vacuum chamber	3V07.000.0
	TV screen	5A21.000.0
	Connection	3A96.006.2
S.S. Equipment	Injection kicker multiturn	1A.005.1
	Vertical dipole	4C17.000.1
	Large compact pick up	2F02.100.2*
	Vacuum chamber	3A96.000.1A
	Standard support	4C08.800.3 + 900.2
	Vacuum valve between sectors 4 and 5	
Bus-bar position Type V and VI		
Downstream	Connection	3A96.007.2
	Injection quadrupole large skewed	20.012.C0
	Large vacuum chamber	3V07.000.00
Notes :		Latest crossed issue is valid :
		A B C D E F G H I K L M N O P
		CERN M.P.S.

S.S. 31
Scale 1:20



	Description	Drawing number
Upstream	Vacuum chamber	3VC7.000.0
	Connection	SEP.6349.2
S.S. Equipment	Electrostatic septum	SEP.6351.0
	Bus - bar position Type III and IV	
Downstream	Connection	SHP.5838.2
	Large injection quadrupole	118.104.1 B
	Vacuum chamber	3V07.000.0

Notes : Latest crossed issue is valid

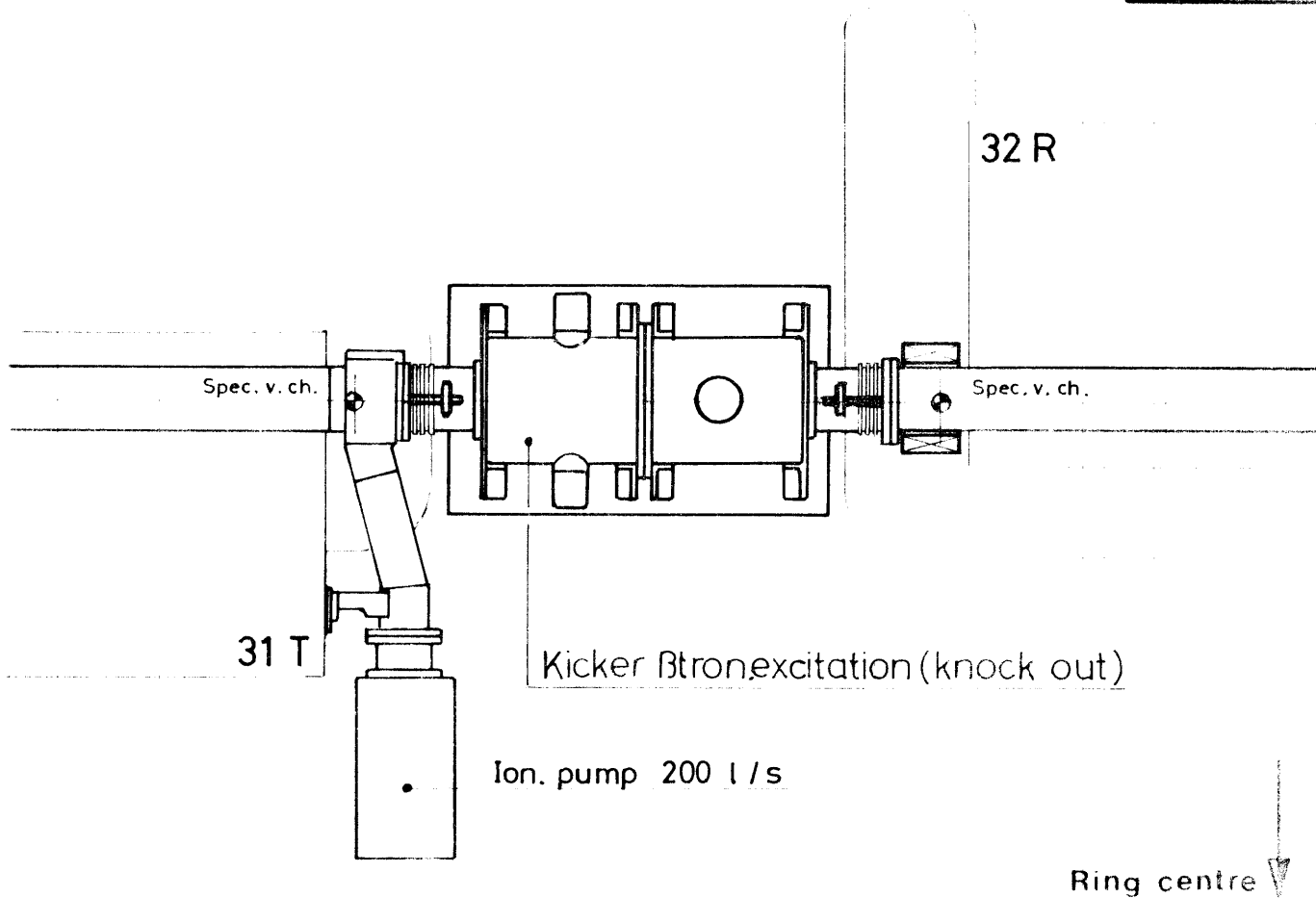
A	B	C	D	E	F	G	H	I	K	L	M	N	O	P
---	---	---	---	---	---	---	---	---	---	---	---	---	---	---

CERN M.P.S.

Beam →

S.S. 32

Scale 1:20



	Description	Drawing number
Upstream	Vacuum chamber	3W07.000.0
	Connection	3A71.300.2 D
S.S. Equipment	Kicker excitation (knock-out)	
	Bus-bar position Type V and VI	
Downstream	Connection	3A71.400.2 C
	Large injection quadrupole	118.104.1 B
	Vacuum chamber	3W07.000.0

Notes :

Latest crossed issue is valid :

~~A~~ ~~B~~ ~~C~~ ~~D~~ E F G H I K L M N O P

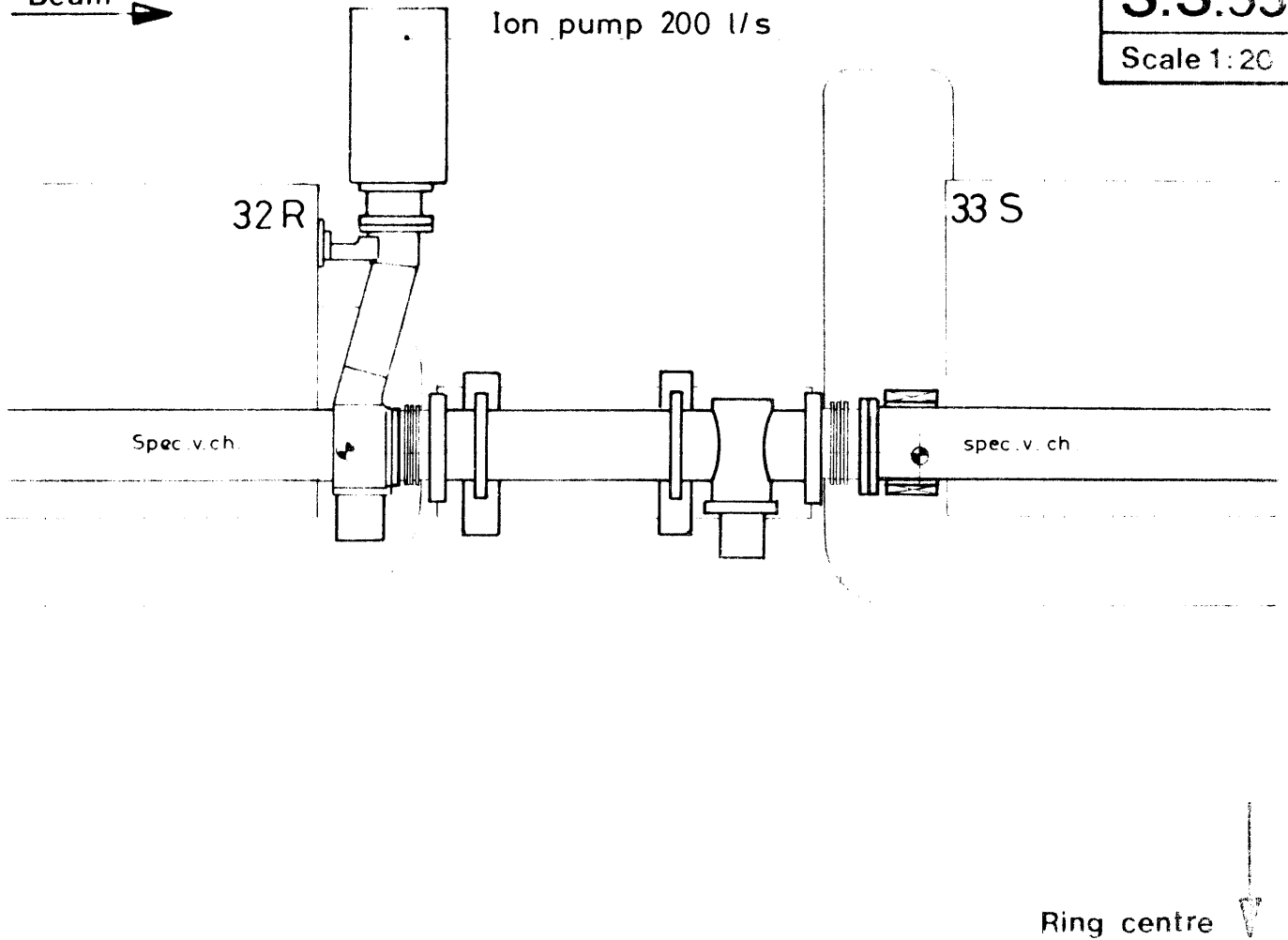
CERN M.P.S.

Beam →

Ion pump 200 l/s

S.S.33

Scale 1:20

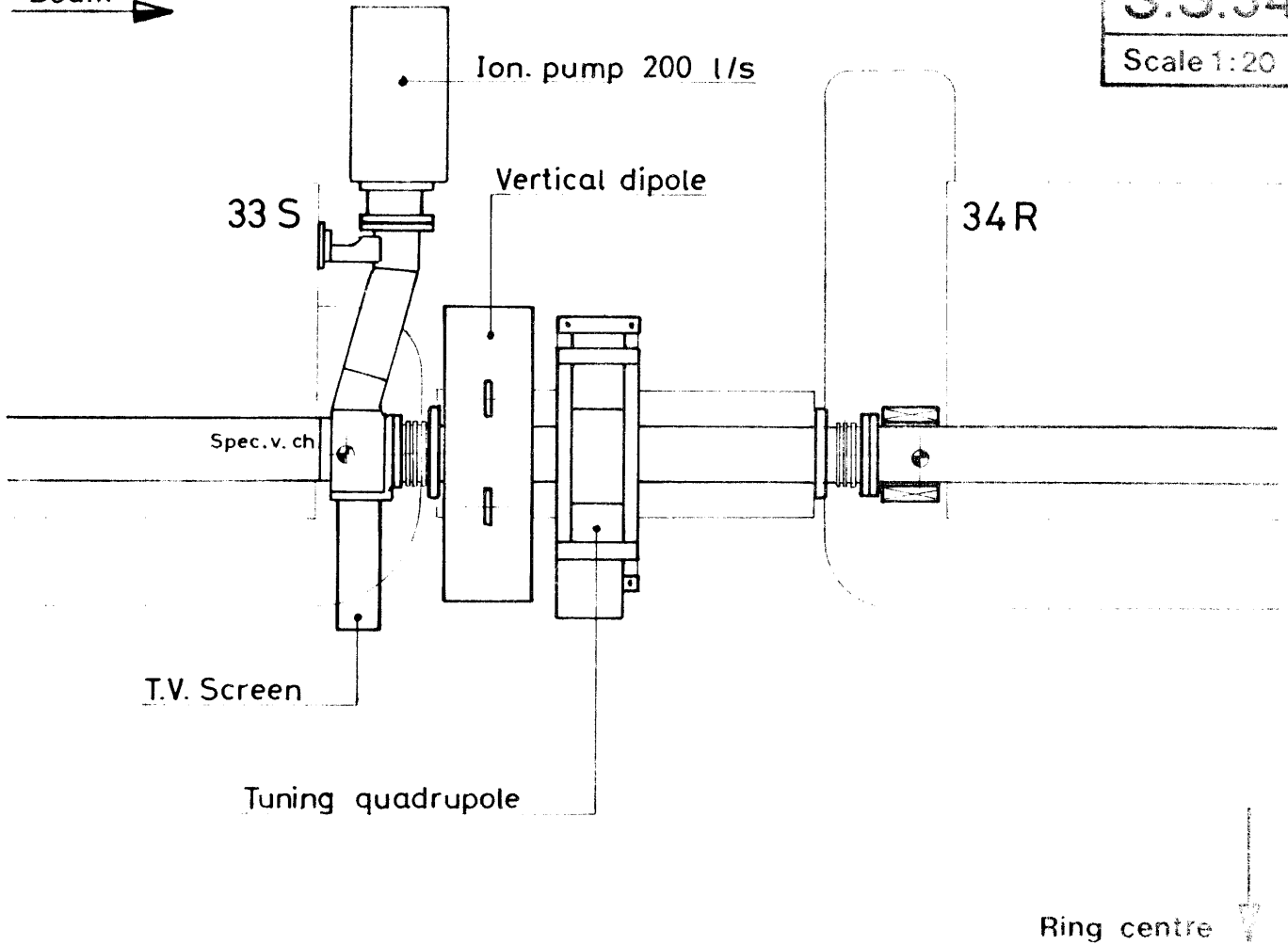


	Description	Drawing number
Upstream	Large vacuum chamber Large compact pick up Connection	3A07.000.0 2P02.100.2* 3A65.150.1
S.S. Equipment	Large vacuum chamber Large compact pick up Standard support Bus - bar position Type I and X	3A65.759.2 2P02.100.2* 4C08.800.3 + 900.2
Downstream	Connection Large vacuum chamber	3A65.150.1A 3A07.000.0
Notes	Latest crossed issue is valid A B C D E F G H I K L M N O P CERN M.P.S.	

Beam →

S.S.34

Scale 1:20



	Description	Drawing number
Upstream	Large vacuum chamber	3V07.000.0
	TV screen	5A21.000.0
	Connection	3A65.175.2
S.S. Equipment	Vertical dipole	4A14.005.0
	Tuning quadrupole	4C06.000.0B
	Vacuum chamber	3A65.756.4
	Standard support	4C08.800.3 + 900.2
	Bus - bar position Type IX and X	
Downstream	Connection	3A65.200.1C
	Skew quadrupole + vertical dipole	4A.025.4
	Standard vacuum chamber	3V03.000.1

Notes :

Latest crossed issue is valid :

~~A~~ ~~B~~ ~~C~~ ~~D~~ E F G H I K L M N O P

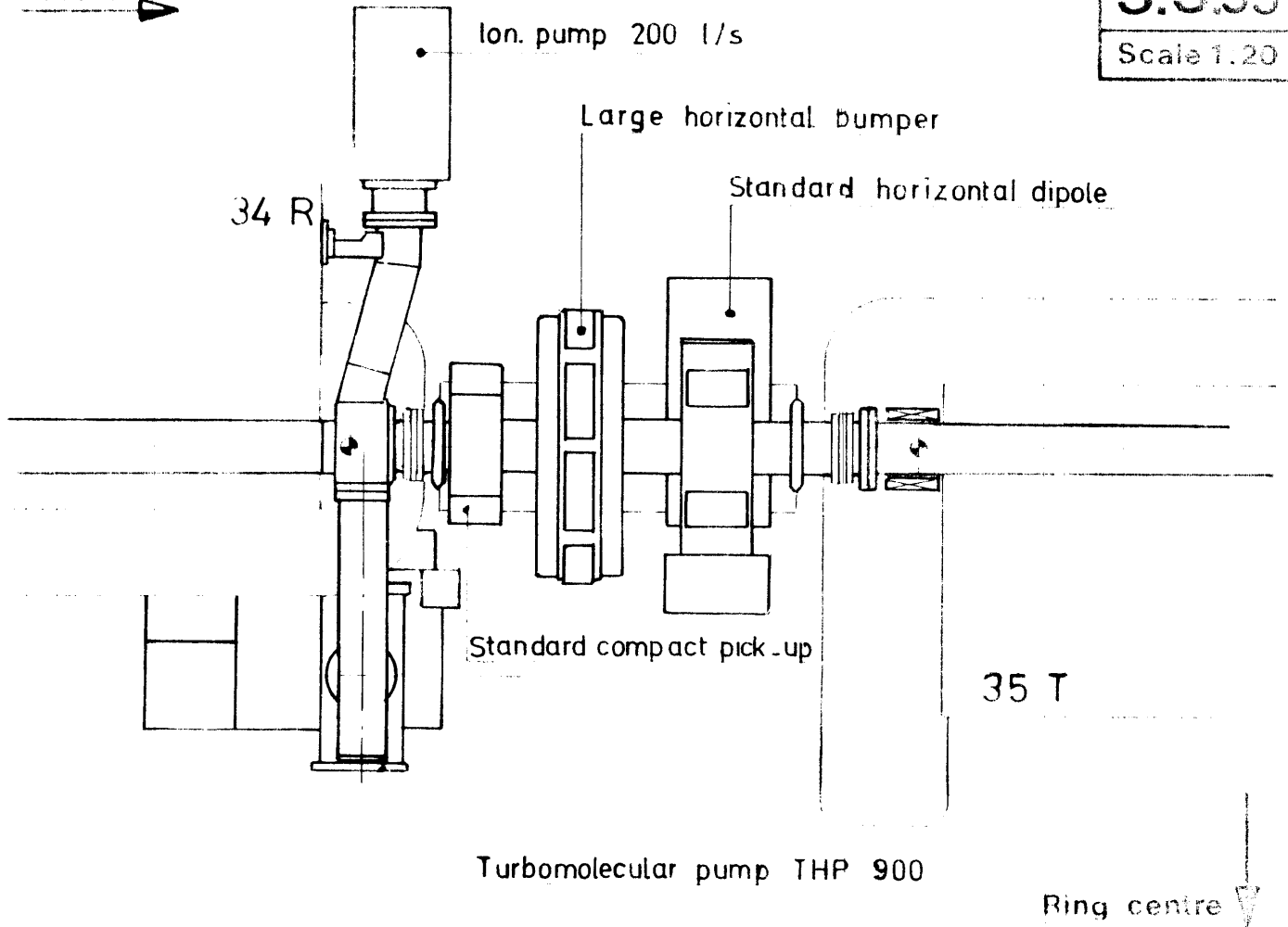
CERN M.P.S.

Beam



S.S.35

Scale 1.20



	Description	Drawing number
Upstream	Standard vacuum chamber	3703,000,1
	Connection	3A65,100,1F
S.S. Equipment	Large horizontal bumper	64A41,1
	Standard horizontal dipole	4A14,004,0
	Vacuum chamber	3A65,737,3
	Standard support	4008,800,3 + 900,2
	Standard compact pick-up	3103,10,10
	Bus-bar position Type I and II	
Downstream	Connection	3A65,200,1C
	Standard injection quadrupole	3A02,1,0
	Standard vacuum chamber	3703,000,1

Notes

Latest crossed issue is valid:

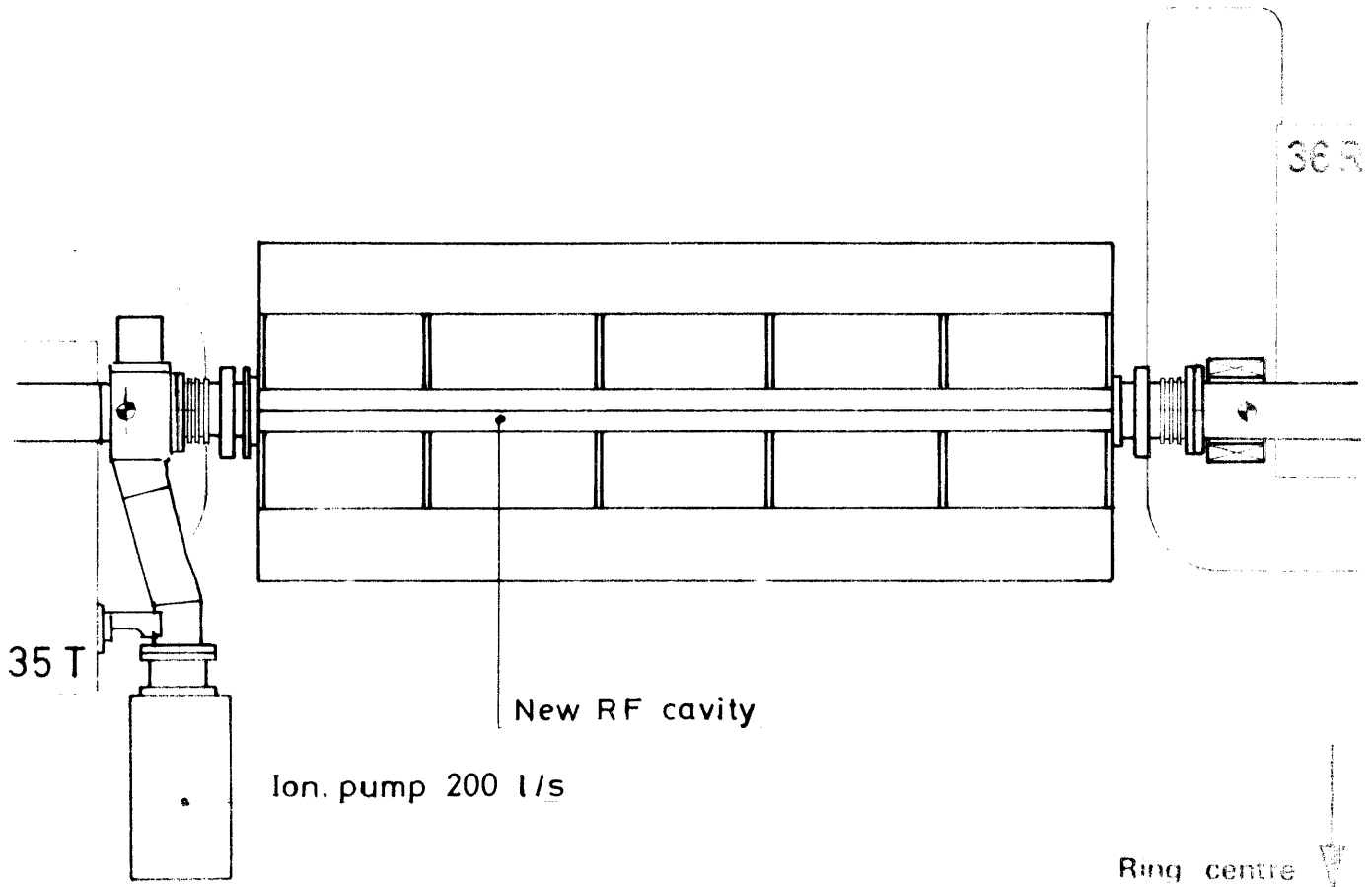
~~A~~ ~~B~~ ~~C~~ ~~D~~ ~~E~~ F G H I K L M N O P

CERN M.P.S.

Beam →

S.S.36

Scale 1:20




	Description	Drawing number
Upstream	Standard vacuum chamber	3W03.000.1
	Pick-up beam control Connection	2P02.100.0 A * 3A65.177.3
S.S. Equipment	New RF cavity	2C10.000.0
	Bus - bar position Type VII and VIII	
Downstream	Connection	3A65.200.1C
	Injection quadrupole Standard vacuum chamber	4A.024.0 3W03.000.1

Notes :

Latest crossed issue is valid :

A B C D E F G H I K L M N O P

CERN M.P.S.

Beam 

S.S.37

Scale 1:20

Ion. pump 200 l/s


36 S

Standard doublet quadrupole

Central triplet quadrupole

Dump target

37 T

Ring centre 


	Description	Drawing number
Upstream	Standard vacuum chamber	3W03.000.1
	standard compact pick-up Connection	2P02.100.0 A * 3A65.100.1E
S.S. Equipment	Dump target	3P07.000.1
	Standard doublet quadrupole	4C10.000.0
	Vacuum chamber (Inconel)	3A65.770.4
	Standard support	4C08.800.3 + 900.2
	Central triplet quadrupole	4C06.000.0B
	Bus-bar position Type I and II	
Downstream	Connection	3A65.200.1C
	Skew quadrupole + vertical dipole	4A 025.4
	Standard vacuum chamber	3W03.000.1

Notes :

Latest crossed issue is valid :

A	B	C	D	E	F	G	H	I	K	L	M	N	O	P
--------------	--------------	--------------	--------------	---	---	---	---	---	---	---	---	---	---	---

CERN M.P.S.

Beam 

S.S.38


Scale 1:20

38 R

37 T

Standard support

Ion pump 200 l/s

Ring centre 

	Description	Drawing number
Upstream	Standard vacuum chamber	3V03,000,1
	Compact pick up phase	2P02,100,0A
	Connection	3A65,100,1B
S.S. Equipment	Vacuum chamber	3A65,733,4
	Standard support	1C08,800,3 + 900,2
	Bus-bar position Type V and VI	
Downstream	Connection	3A65,100,1C
	Six quadrupole + vertical dipole	6A,025,3
	Standard vacuum chamber	3V03,000,1

Notes

Latest crossed issue is valid:

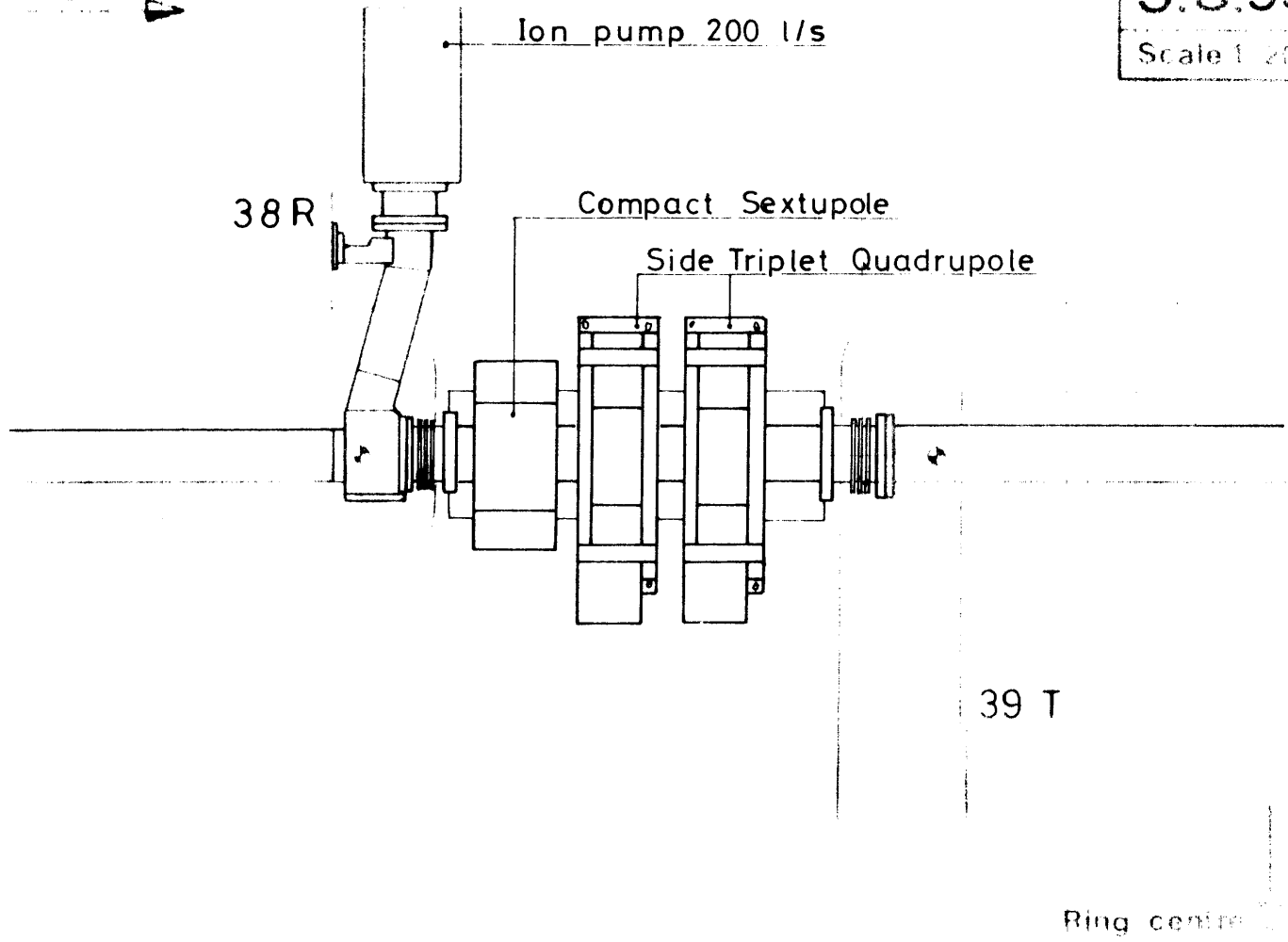
A B C D E F G H I K L M N O P

CERN M.P.S.

Beam 

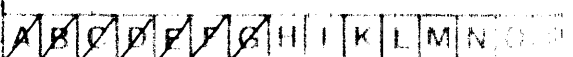
S.S.39

Scale 1/20

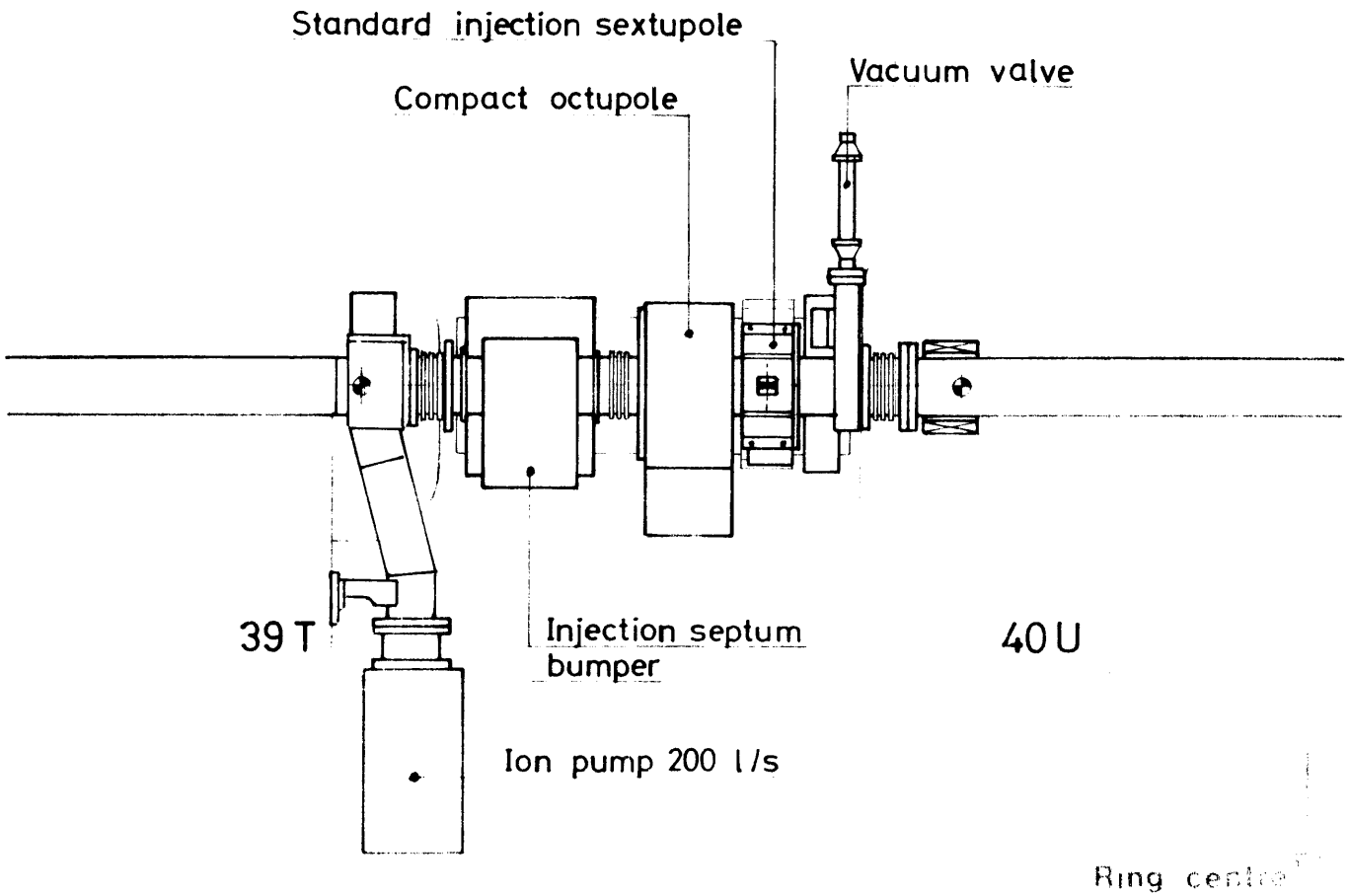


	Description	Drawing number
Upstream	Standard vacuum chamber Connection	3V03,000,1 3A65,100,1E
	Compact sextupole Vacuum chamber Standard support Continuous transfer quadrupole	4G,013,3 3A65,733,1 4C08,800,3 + 4,900,1 4C09,100,1
	Bus bar position Type I and II	
Downstream	Connection Injection quadrupole Standard vacuum chamber	3A65,100,1C 4A,023,0 3V03,000,1

Notes

Latest crossed issue is valid

 CERN M.P.S.

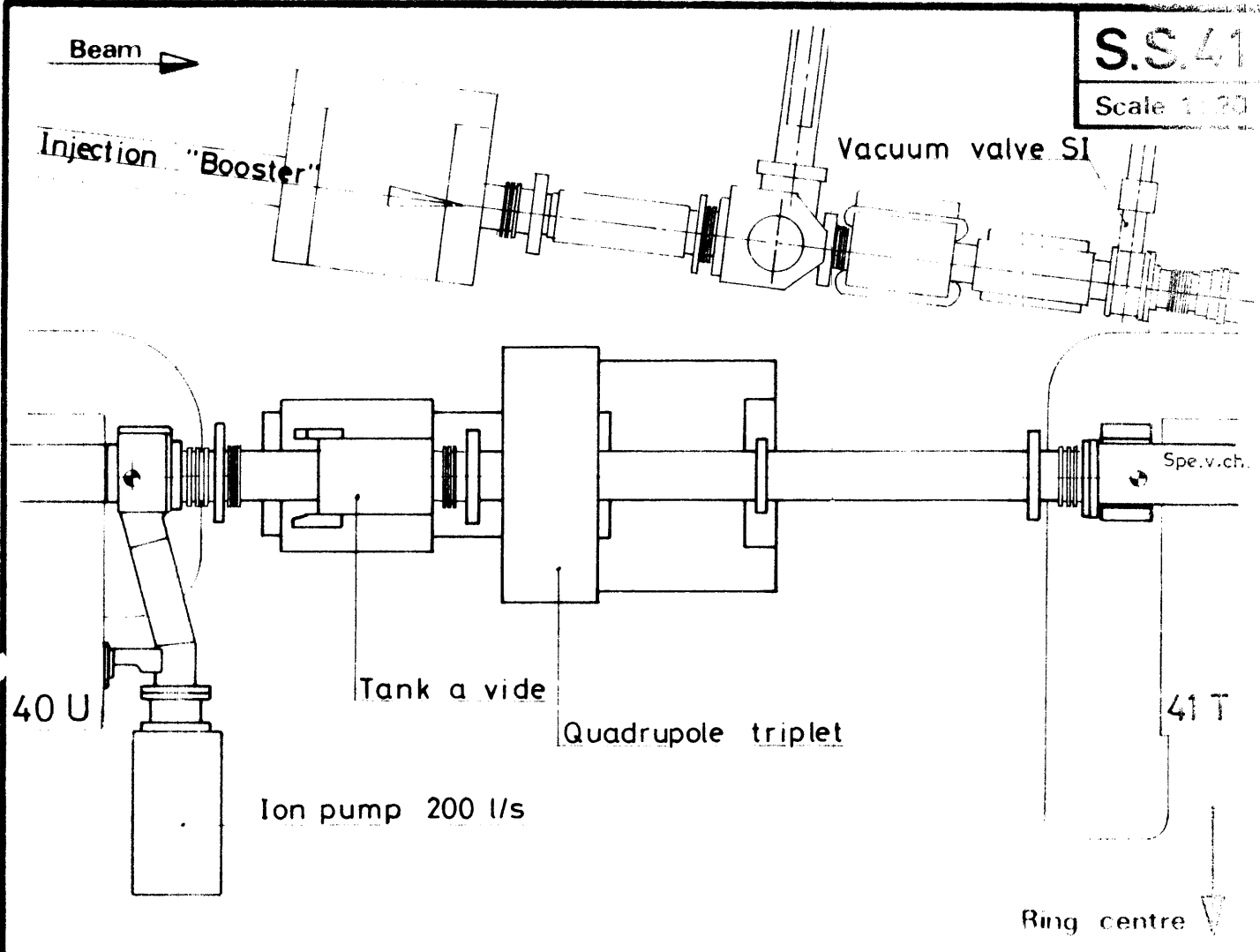
Beam →



		Description	Drawing number													
Upstream		Standard vacuum chamber	3W03,000,1													
		Standard compact pickup Connection	3W12,100,10 3W53,100,1F													
S.S. Equipment		Injection septum bumper	28,3688,0													
		Compact octupole	1007,000,10													
		Standard injection sextupole	1007,000,1													
		Vacuum chamber	3E01,126,1													
		Standard support	3E08,300,10,1001													
	Vacuum valve between sectors 7 and 8															
		Bus-bar position Type 7E and XII														
Downstream		Connection	3W53,200,1G													
		Injection quadrupole	3W12,100,10													
		Vacuum chamber	3W03,000,1													
Notes		Latest crossed issue is valid :														
		<table border="1" style="font-family: monospace; font-size: 0.8em;"> <tr> <td>A</td><td>B</td><td>C</td><td>D</td><td>E</td><td>F</td><td>G</td><td>H</td><td>I</td><td>K</td><td>L</td><td>M</td><td>N</td><td>O</td><td>P</td> </tr> </table> <p style="text-align: center; margin-top: 5px;">CERN M.P.S.</p>		A	B	C	D	E	F	G	H	I	K	L	M	N
A	B	C	D	E	F	G	H	I	K	L	M	N	O	P		

S.S.41

Scale 1:30

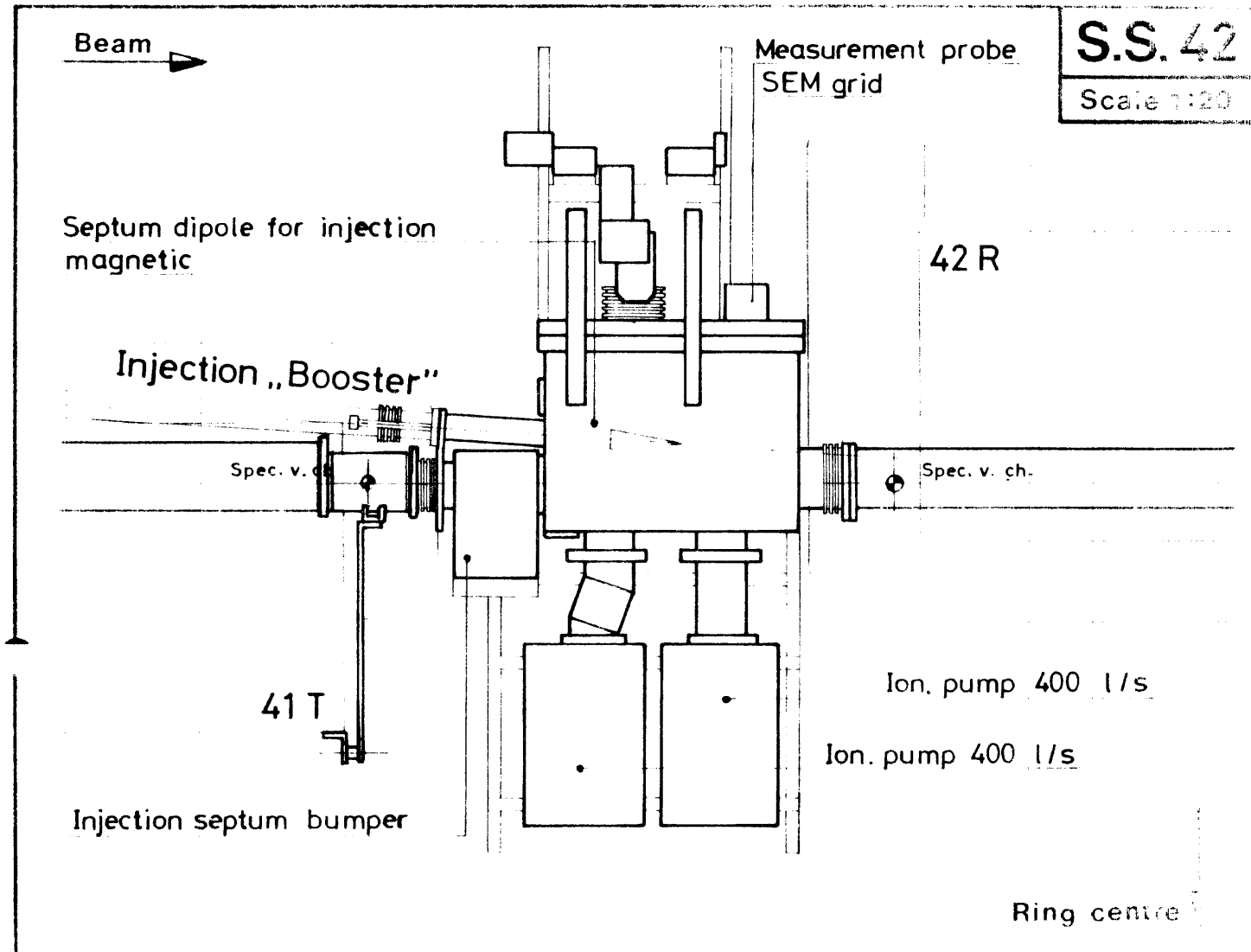


	Description	Drawing number
Upstream	Standard vacuum chamber	3V03,000,1
	Connection	3A65,100,1F
S.S. Equipment	Quadrupole triplet	4C09,100,1
	Vacuum chamber	3V05,001,3
	Tank à vide	3V05,000,0
	Standard support	4C08,300,3 + 900,2
	Bus - bar position Type XIII and XIV	
Downstream	Connection	3A65,275,3
	Injection quadrupole large skewed	20,012,00
	Vacuum chamber	3E04,400,0D

Notes	Latest crossed issue is valid :
	A B C D E F G H I K L M N O P
	CERN M.P.S.

S.S. 42

Scale 1:20



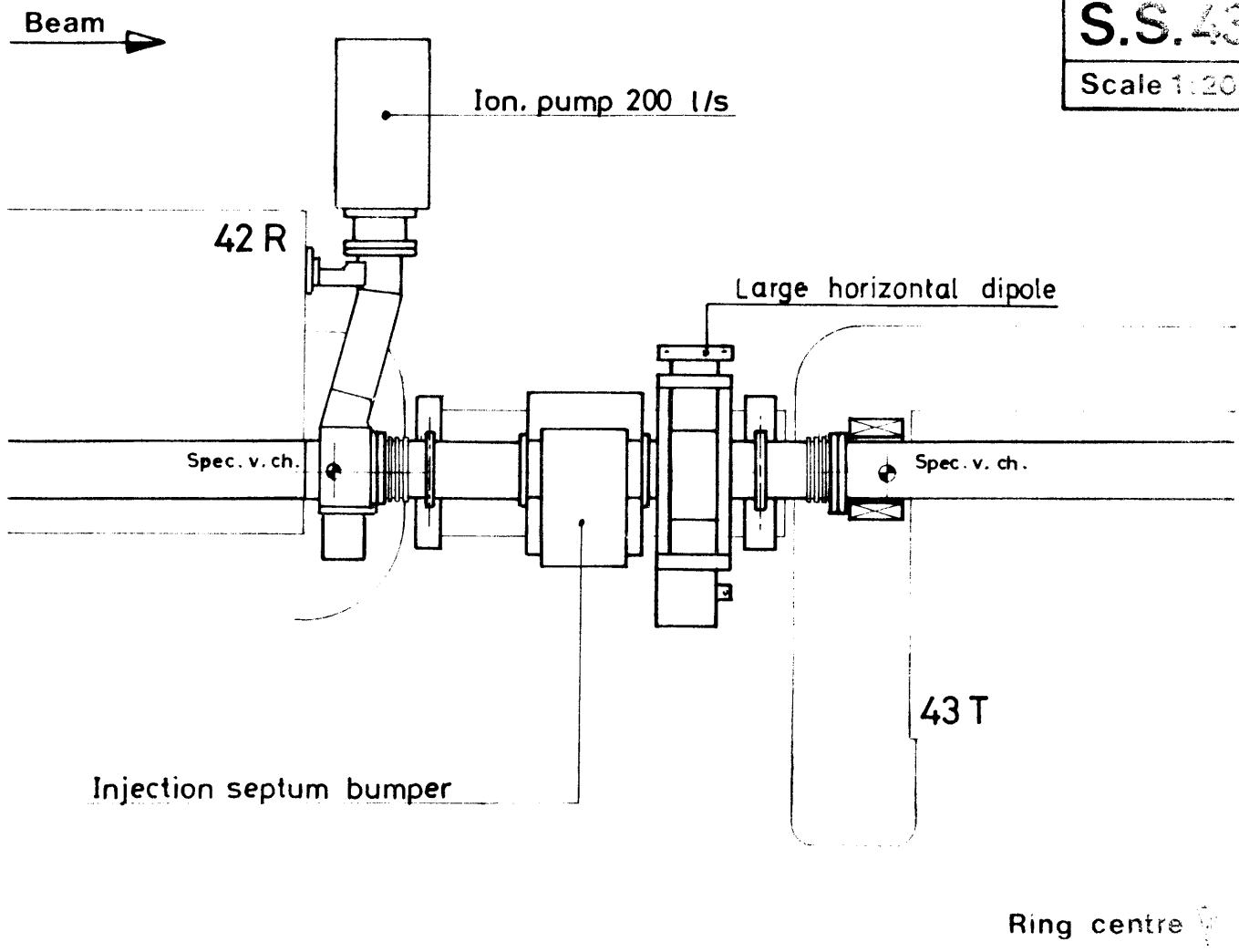
	Description	Drawing number
Upstream	Vacuum chamber	3E01.400.0D
	Connection	3F02.109.2A
S.S. Equipment	Septum bumper	28.3688.0
	Septum dipole for injection	3E01.000.0C
	SEM grid	20.011.00701.1
	Bus-bar position Type V and VI	
Downstream	Connection	3E02.107.1B
	Large skewed injection quadrupole	20.012.000.0
	Vacuum chamber	3E04.100.0F

Notes :

Latest crossed issue is valid :

A	B	C	D	E	F	G	H	I	K	L	M	N	O	P
---	---	---	---	---	---	---	---	---	---	---	---	---	---	---

CERN M.P.S.



	Description	Drawing number
Upstream	Vacuum chamber	3E04.100.0 F
	Large compact pick-up Connection	2P02.100.0 A 3A65.130.1
	Septum bumper Vacuum chamber (Inconel) Standard support Large horizontal dipole	28.3688.0 3E04.236.3 4C08.800.3 + 900.2 64.A41.1
S.S. Equipment	Bus-bar position Type I and II	
Downstream	Connection	3A65.230.1
	Large skewed injection quadrupole	20.012.C 0
	Vacuum chamber	3E04.300.0 E

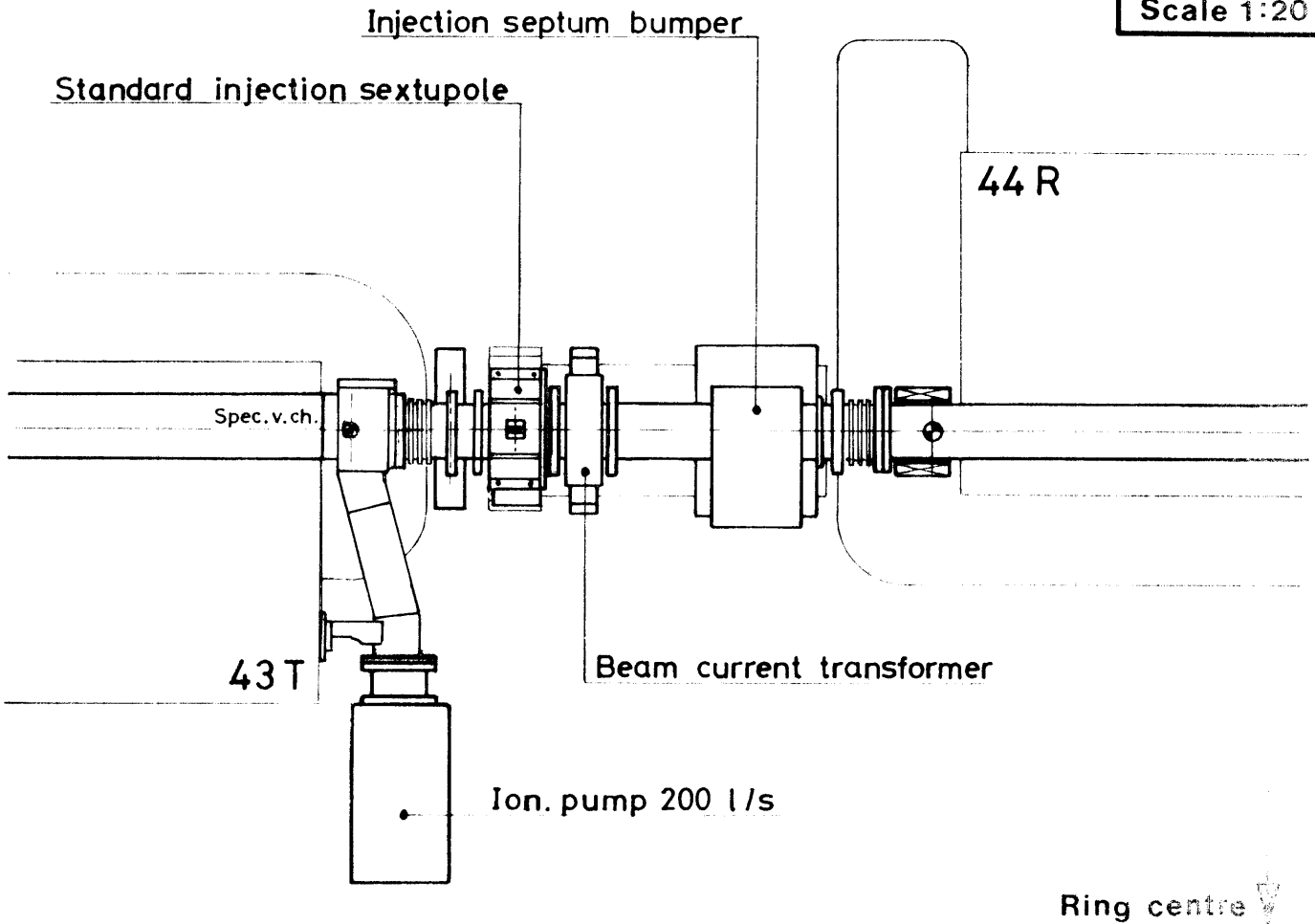
Notes :

Latest crossed issue is valid :

A	B	C	D	E	F	G	H	I	K	L	M	N	O	P
---	---	---	---	---	---	---	---	---	---	---	---	---	---	---

CERN M.P.S.

Beam →

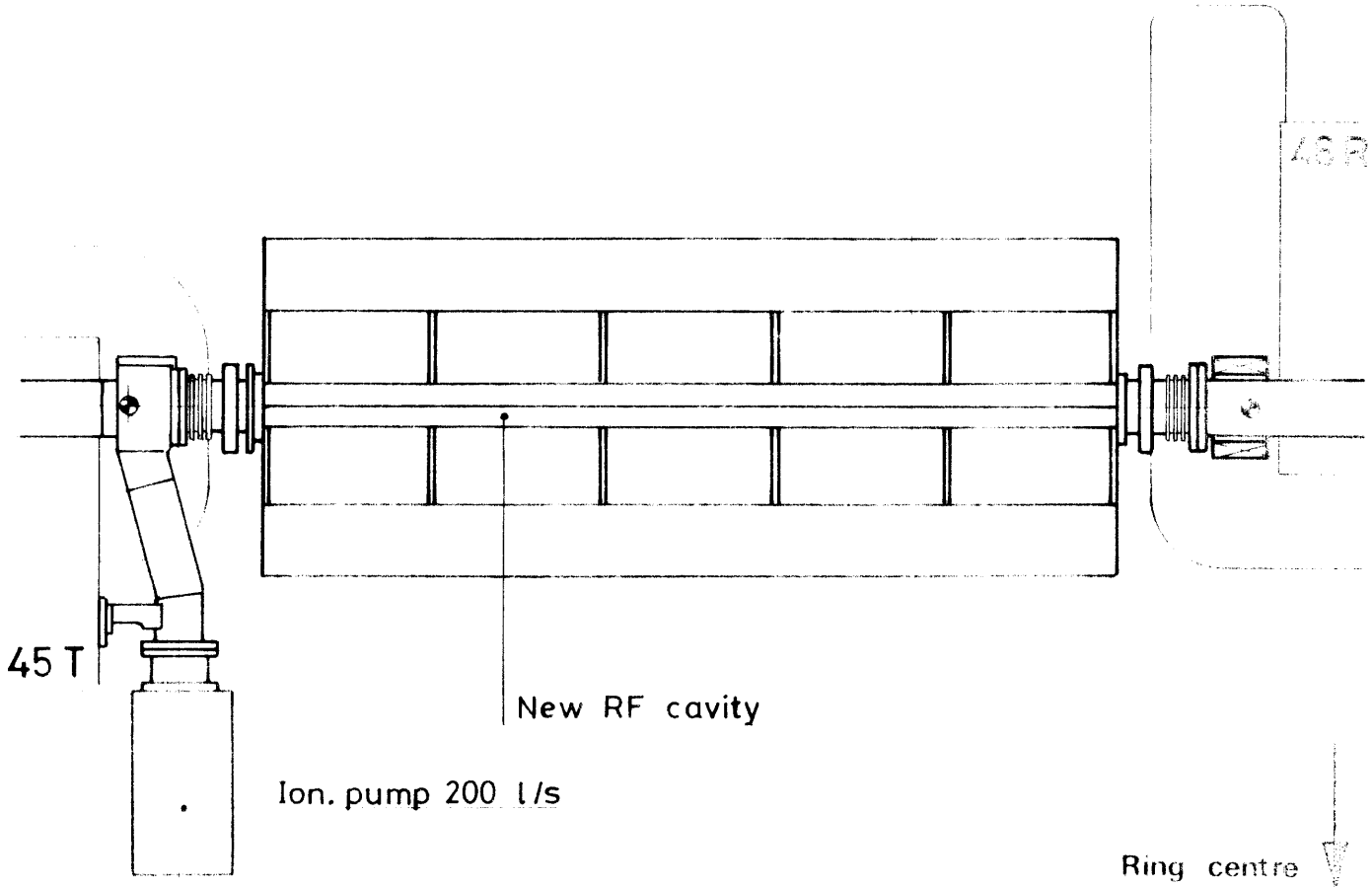


		Description	Drawing number													
Upstream		Vacuum chamber	3E04.300.0E													
		Connection	3A65.178.2													
S.S. Equipment		Standard injection sextupole	4C05.000.1													
		Beam current transformer	SI.4.21.1045.0 C													
		Injection septum bumper	28.3688.0													
		Standard support	4C08.800.3 + 900.2													
		Vacuum chamber	3E04.410.4A													
		Bus-bar position Type V and VI														
Downstream		Connection	3A65.200.2C													
		Skew quadrupole + vertical dipole	4A.025.4													
		Standard vacuum chamber	3V03.000.1													
Notes :		Latest crossed issue is valid :														
		<table border="1" style="display: inline-table; text-align: center;"> <tr> <td>A</td><td>B</td><td>C</td><td>D</td><td>E</td><td>F</td><td>G</td><td>H</td><td>I</td><td>K</td><td>L</td><td>M</td><td>N</td><td>O</td><td>P</td> </tr> </table> <p style="text-align: center; margin-top: 5px;">CERN M.P.S.</p>		A	B	C	D	E	F	G	H	I	K	L	M	N
A	B	C	D	E	F	G	H	I	K	L	M	N	O	P		

Beam 

S.S. 46

Scale 1:20



	Description	Drawing number
Upstream	Standard vacuum chamber	W03,000,1
	Connection	3A65,177,3
S.S. Equipment	New RF cavity	2010,000,0
	Bus - bar position Type VII and VIII	
Downstream	Connection	3A65,200,1 C
	Injection quadrupole	3A,074,0
	Standard vacuum chamber	W03,000,1

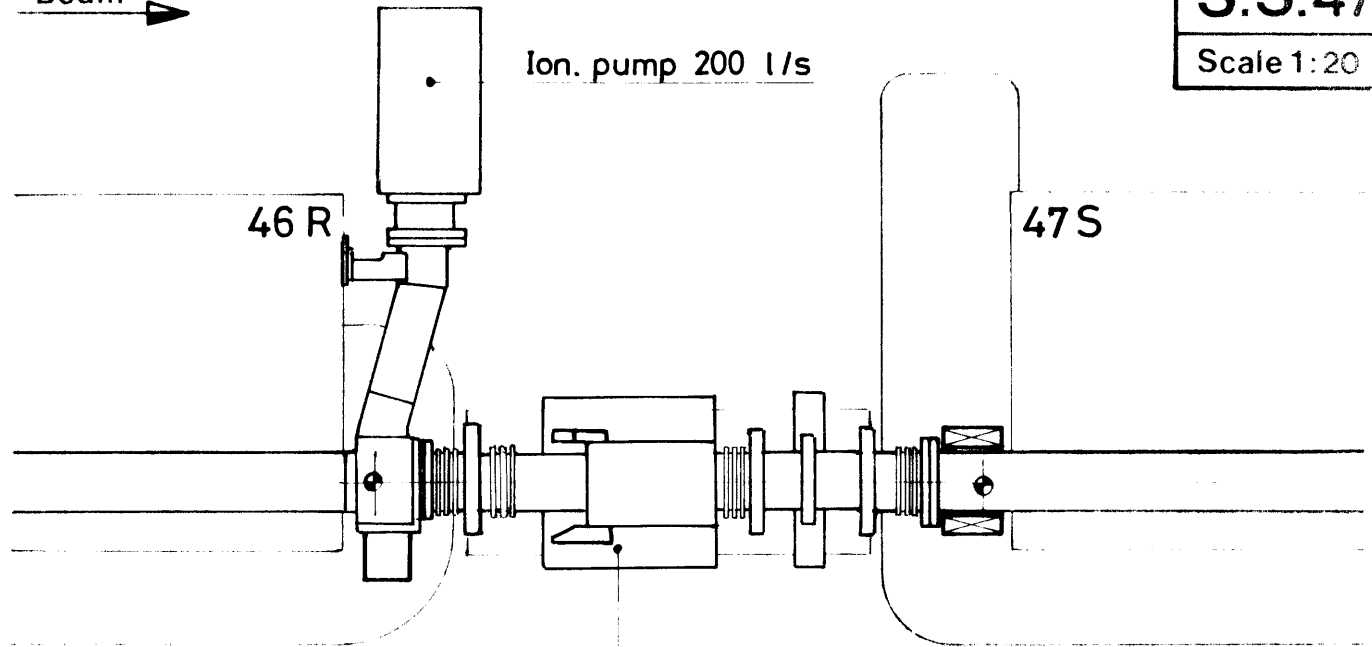
Notes :

Latest crossed issue is valid

A	B	C	D	E	F	G	H	I	K	L	M	N	O	P
---	---	---	---	---	---	---	---	---	---	---	---	---	---	---

CERN M.P.S.

Beam →



S.S.47
Scale 1:20

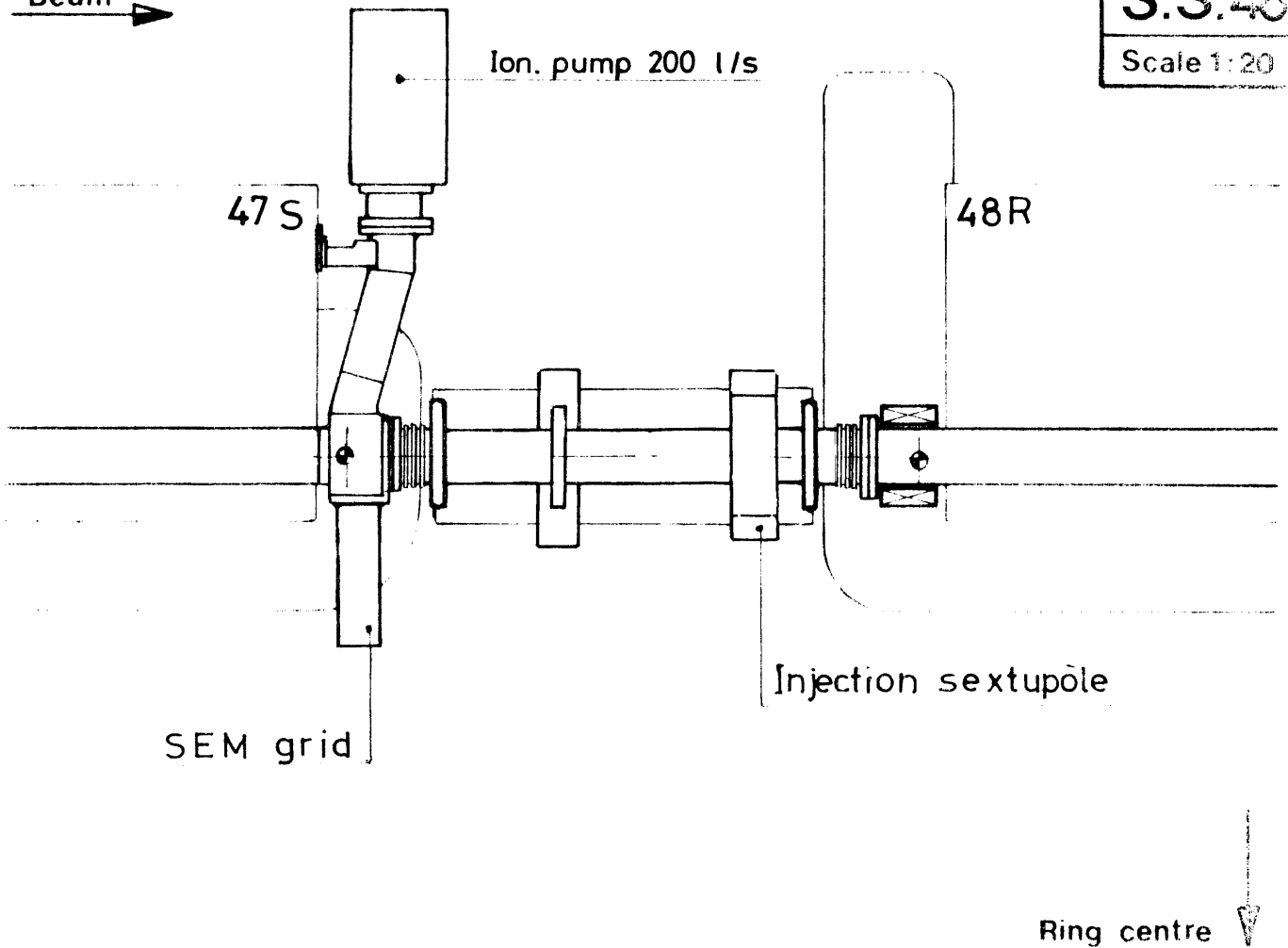
Ring centre ↓

	Description	Drawing number															
Upstream	Standard vacuum chamber	3V03.000.1															
	Standard compact pick-up Connection	2P02.100.0 A * 3A65.100.1E															
S.S. Equipment	Vacuum tank Vacuum chamber Standard support	3V05.000.0 3V05.003.3 4C08.800.3 + 900.2															
	Bus - bar position Type IX and X																
Downstream	Connection Skew quadrupole + vertical dipole Standard vacuum chamber	3A65.200.1C 4A.025.4 3V03.000.1															
Notes :	Latest crossed issue is valid :																
	<table border="1"> <tr> <td>A</td><td>B</td><td>C</td><td>D</td><td>E</td><td>F</td><td>G</td><td>H</td><td>I</td><td>K</td><td>L</td><td>M</td><td>N</td><td>O</td><td>P</td> </tr> </table>		A	B	C	D	E	F	G	H	I	K	L	M	N	O	P
A	B	C	D	E	F	G	H	I	K	L	M	N	O	P			
	CERN M.P.S.																

Beam →

S.S.48

Scale 1:20



	Description	Drawing number
Upstream	Standard vacuum chamber	3V03.000.1
	SEM GRID Connection	3A65.100.1E
S.S. Equipment	Vacuum chamber Injection sextupole Standard support	3A65.733.4 4C05.000.1 4C08.800.3 + 400.2
	Bus - bar position Type IX and X	
Downstream	Connection Skew quadrupole + vertical dipole Standard vacuum chamber	3A65.200.1C 4A.005.4 3V03.000.1

Notes :

Latest crossed issue is valid :

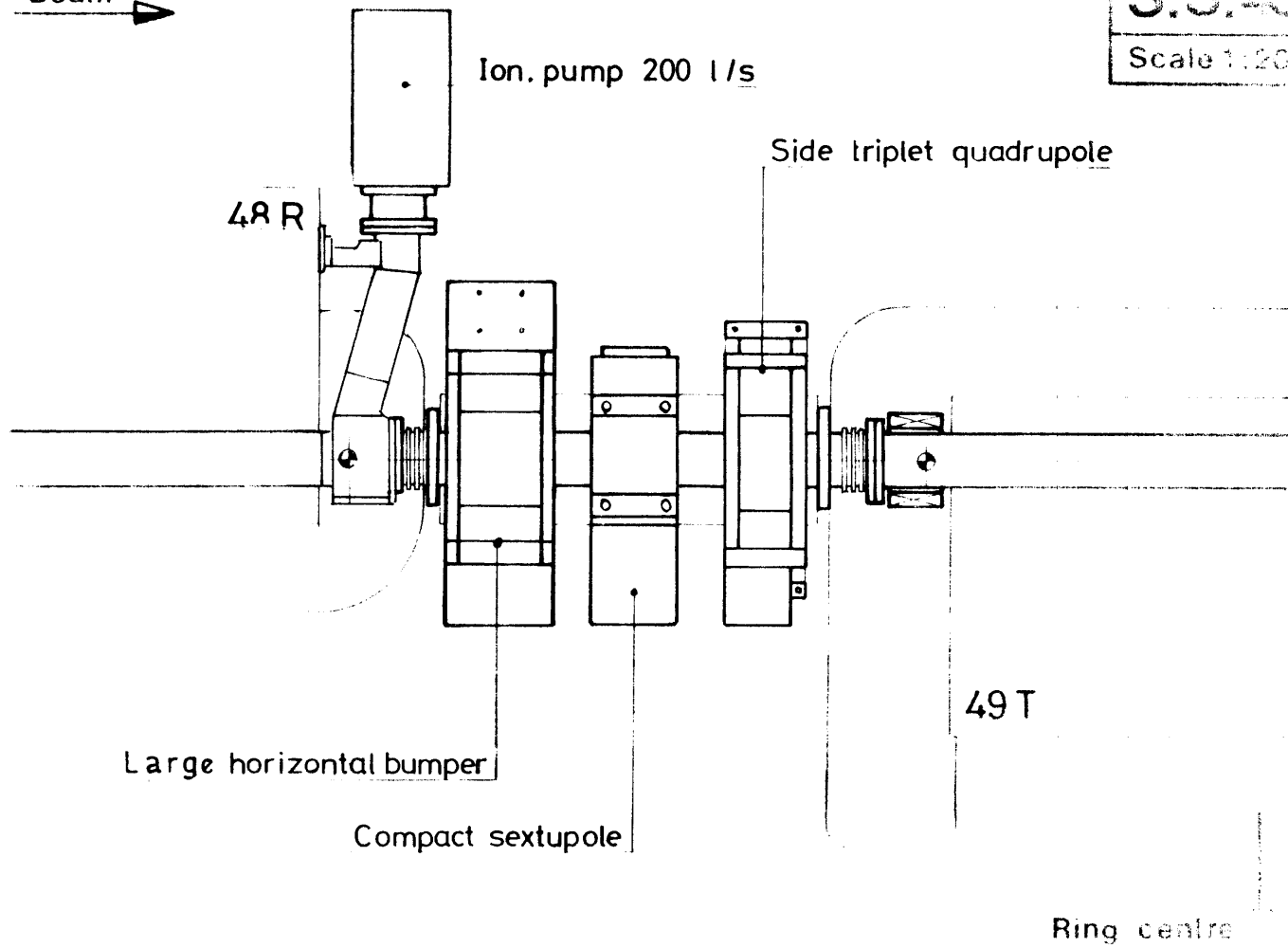
A B C D E F G H I K L M N O P

CERN M.P.S.

S.S. 49

Scale 1:20

Beam →



	Description	Drawing number
Upstream	Standard vacuum chamber	3V03,000,1
	Connection	3A65,100,1E
S.S. Equipment	Large horizontal bumper	61,541,1
	Compact sextupole	10113,3
	Side triplet quadrupole	5009,100,2
	Standard vacuum chamber	3A65,733,4
	Standard support	1008,200,1 + 900,1
	Bus - bar position Type I and II	
Downstream	Connection	3A65,200,1C
	Injection quadrupole	1A,02,10
	Standard vacuum chamber	3V03,000,1

Notes

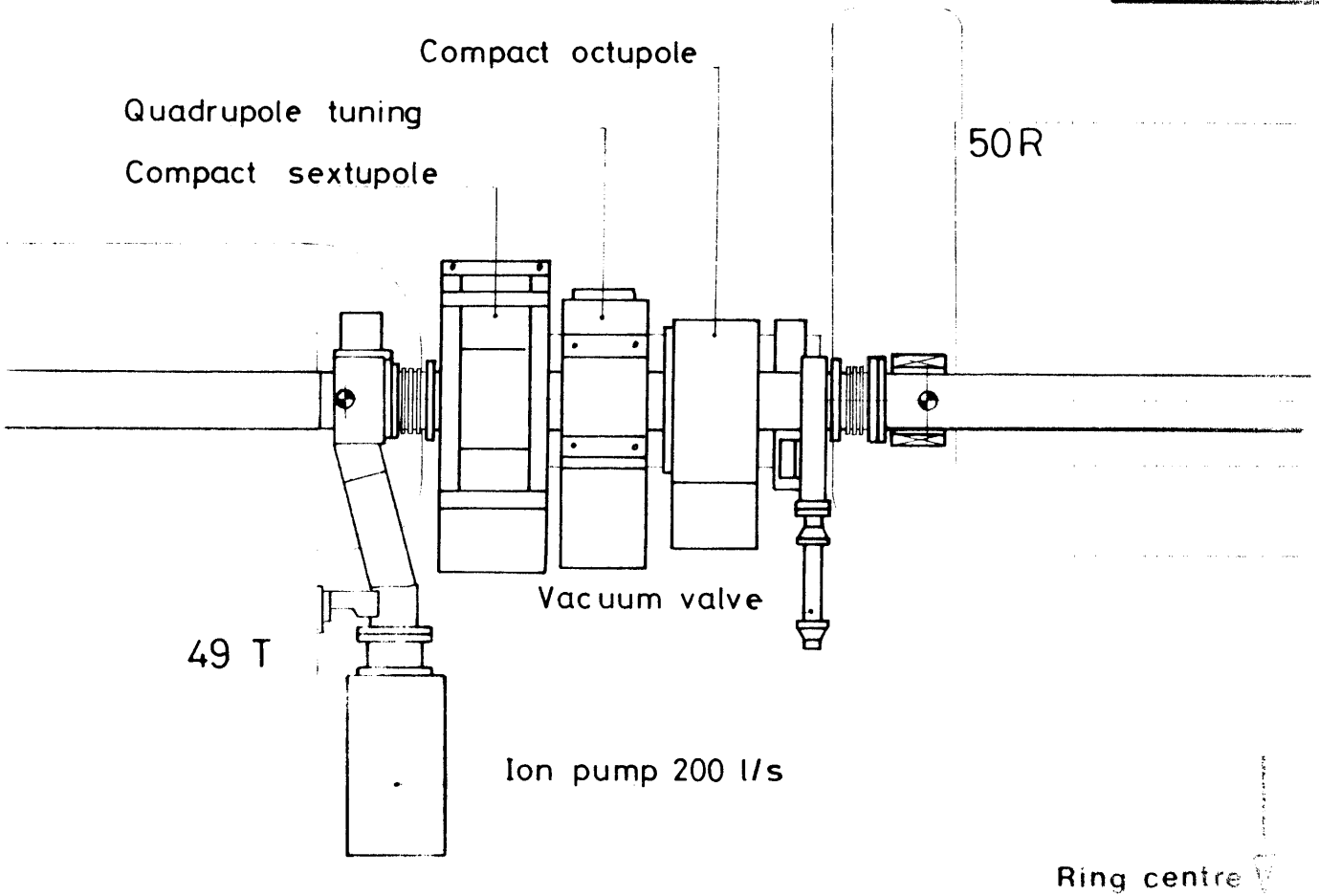
Latest crossed issue is valid

A B C D E F G H I K L M N O
 CERN M.P.S.

S.S.50

Scale 1:20

Beam →



	Description	Drawing number
Upstream	Standard vacuum chamber	3V03.000.1
	Standard compact pick up Connection	2P02.100.0A* 3A65.100.1E
	Compact sextupole Quadrupole tuning Compact octupole Standard vacuum chamber Vacuum valve between sector's 5 and 6	4C.013.3 4C06.000.0B 4C07.000.0 3A65.732.4
Downstream	Connection Injection quadrupole Standard vacuum chamber	3A65.200.1C 4A.034.0 3V03.000.1
	Bus-bar position Type V and VI	

Notes :

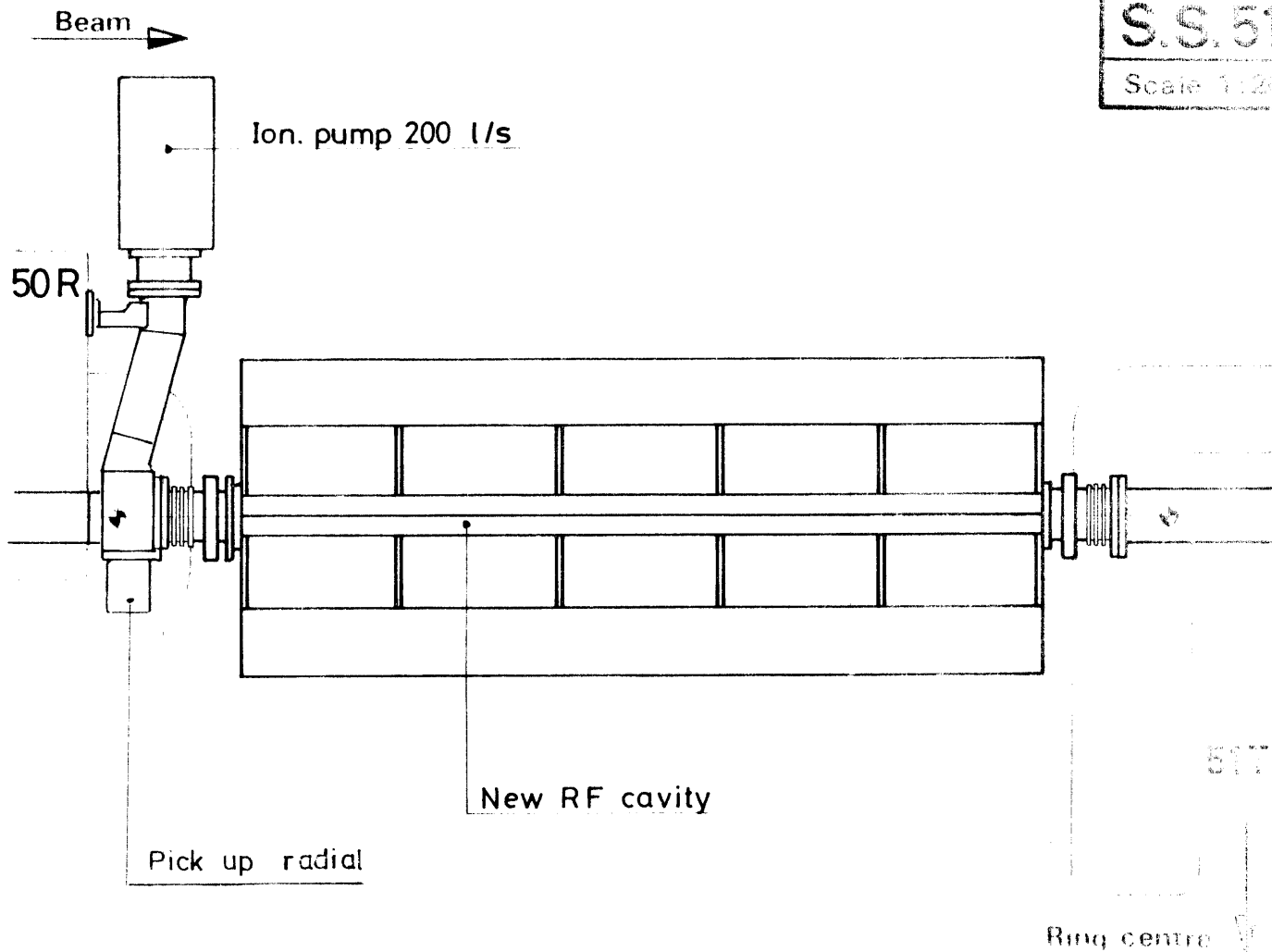
Latest crossed issue is valid :

A B C D E F G H I K L M N O P

CERN M.P.S.

S.S. 51

Scale 1:20




	Description	Drawing number
Upstream	Standard vacuum chamber	3W03.000.1
	Pick up radial Connection	2P02.100.1 3A65.177.3
S.S. Equipment	New RF cavity	2C10.000.0
	Bus-bar position Type III and IV	
Downstream	Connection	3A65.200.1C
	Standard vacuum chamber	3W03.000.1

Notes :

Latest crossed issue is valid :

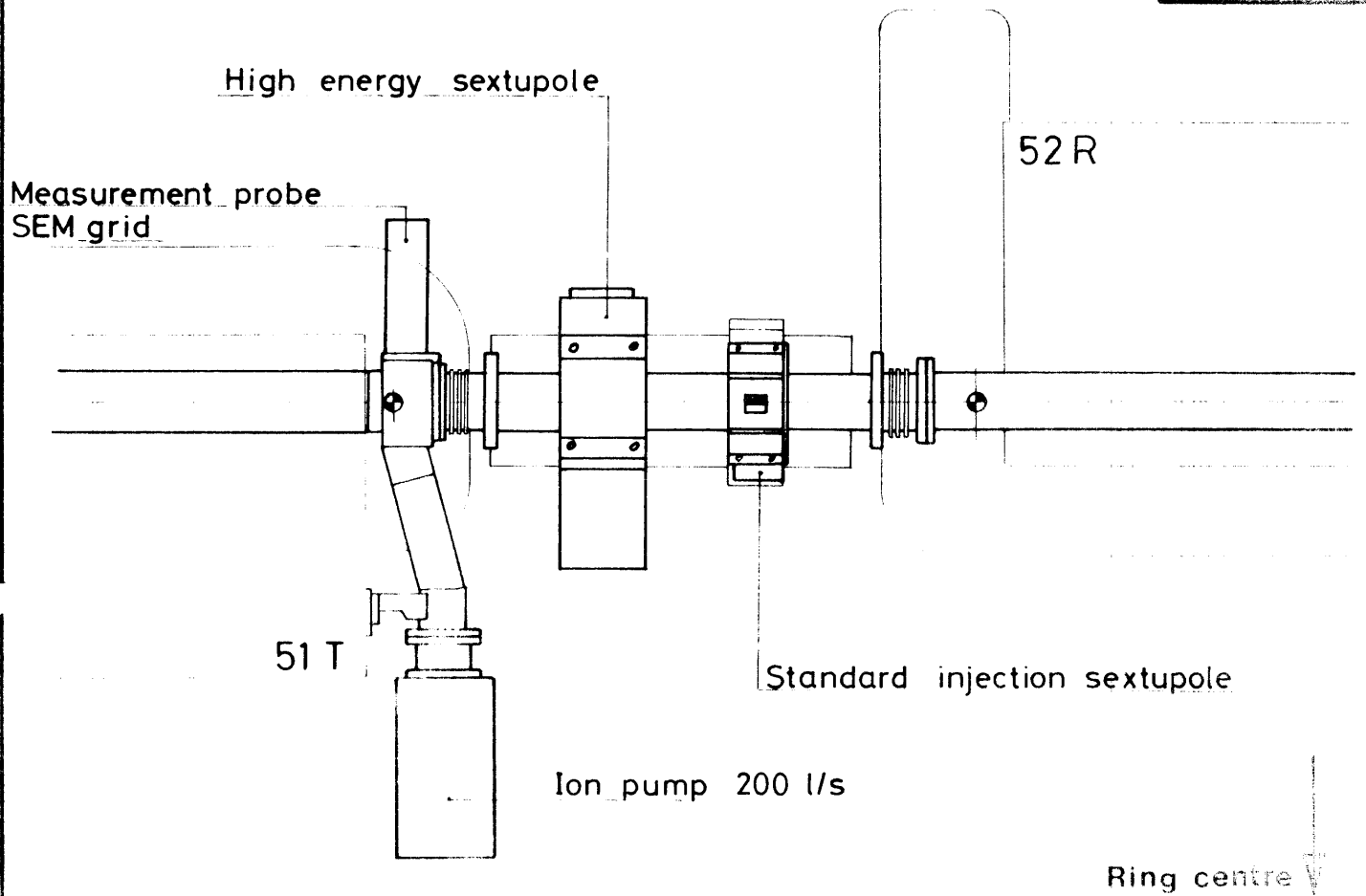
A B C D E F G H I K L M N O P

CERN M.P.S.

Beam 

S.S.52

Scale 1:20



	Description	Drawing number
Upstream	Standard vacuum chamber	3V03.000.1
	Measurement probe, SEM grid	VAC 2125
	Connection	3A65.100.1E
S.S. Equipment	High energy sextupole	4C.013.3
	Standard injection sextupole	4C05.000.1
Downstream	Vacuum chamber	3A65.733.4
	Standard support	4C08.800.3 + 900.2
	Connection	3A65.200.1C
	Standard vacuum chamber	3V03.000.1

Notes :

Latest crossed issue is valid :

A B C D E F G H I K L M N O P

CERN M.P.S.

Beam →

Ion. pump 200 l/s

S.S.53

Scale 1:20

52R

53S

Semi quadrupole for slow ejection

Ring centre

	Description	Drawing number
Upstream	Standard vacuum chamber	3V03.000.1
	Standard compact pick-up Connection	2P02.100.0 A * 3A65.100.2 D
S.S. Equipment	Semi quadrupole (square)	POZZO (EP Division) 3A.120.3
Downstream	Bus - bar position Type IX and X	
	Connection	3A65.200.2 B
	Skew quadrupole + vertical dipole Standard vacuum chamber	4A.025.4 3V03.000.1

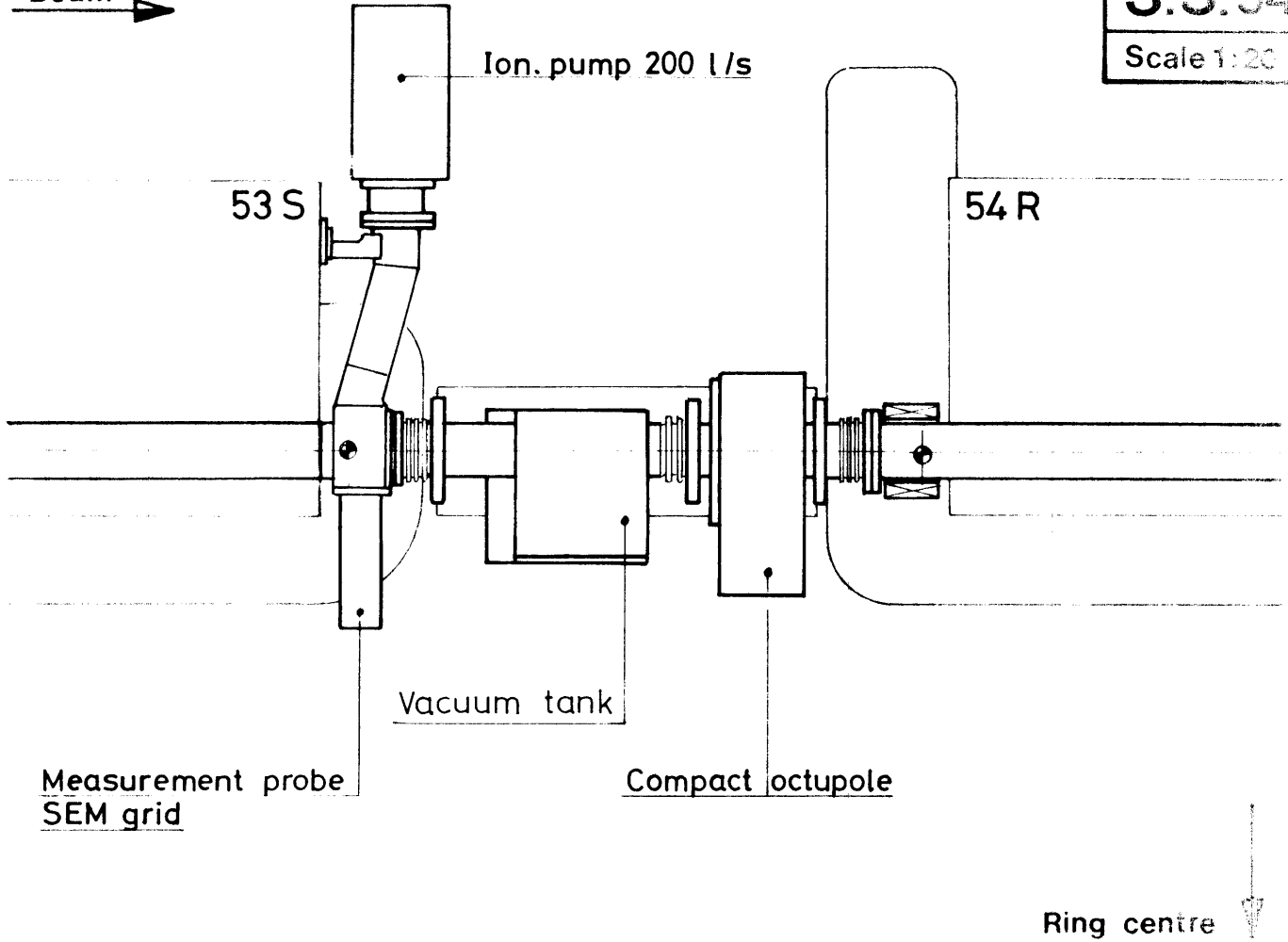
Notes :

Latest crossed issue is valid :

A B C D E F G H I K L M N O P

CERN M.P.S.

Beam →



	Description	Drawing number
Upstream	Standard vacuum chamber	3V03.000.1
	Measurement probe SEM grid Connection	VAC.2125 3A65.100.1E
S.S. Equipment	Vacuum tank	3V05.000.0
	Compact octupole	4C07.000.0
	Vacuum chamber (120 x 70)	3V05.004.3
	Standard support	4C08.800.3 + 900.2
	Bus - bar position Type IX and X	
Downstream	Connection	3A65.200.1C
	Skew quadrupole + vertical dipole	4A.025.4
	Standard vacuum chamber	3V03.000.1

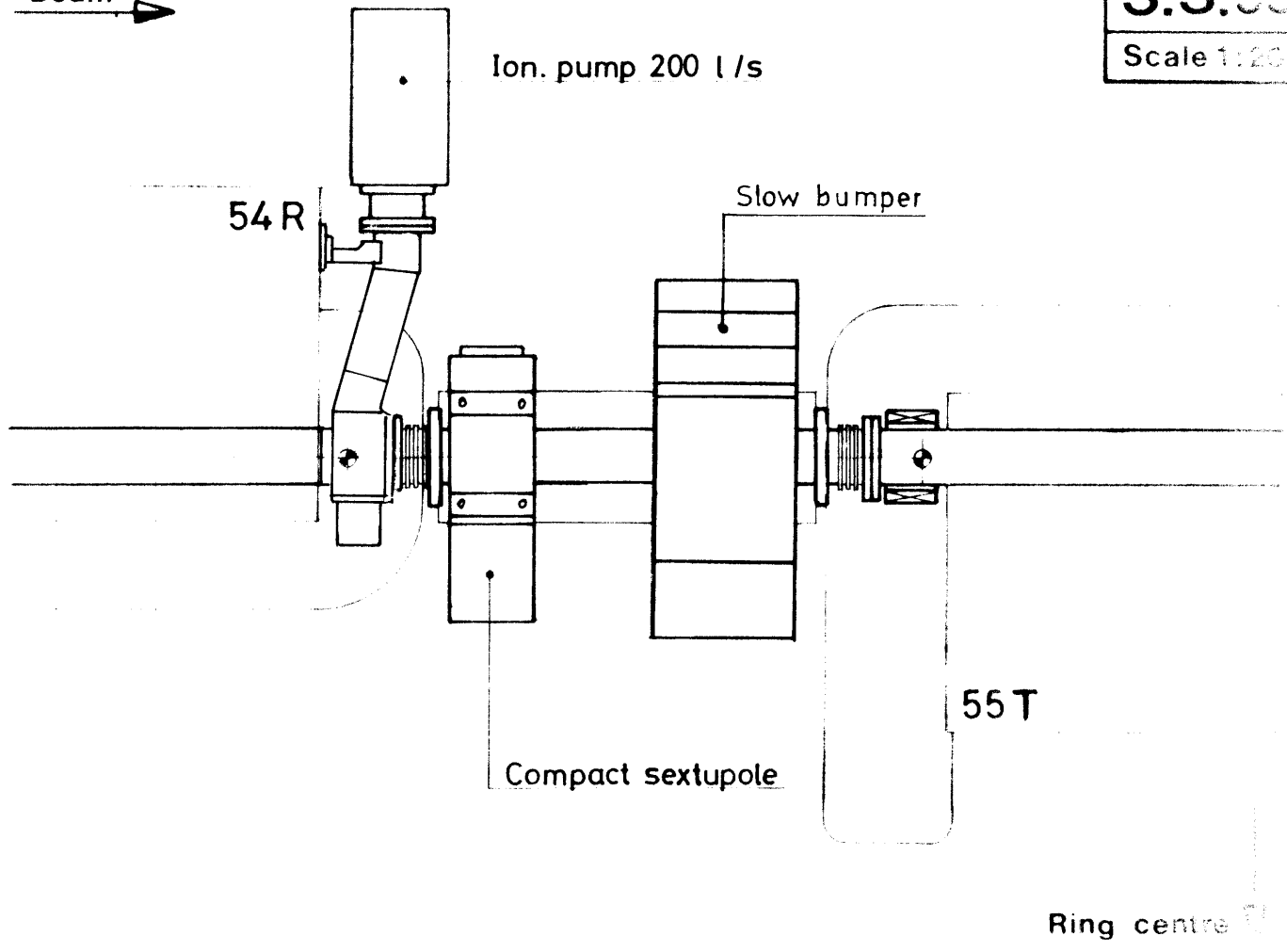
Notes :

Latest crossed issue is valid :

A B C D E F G H I K L M N O P

CERN M.P.S.

Beam →




	Description	Drawing number
Upstream	Standard vacuum chamber	3V03.000.1
	Standard compact pick-up Connection	2P02.100.0 A * 3A65.100.1E
S.S. Equipment	Compact sextupole Vacuum chamber Slow bumper Standard support	4C.013.3 3A65.733.4 4C20.000.1 4C08.800.3+900.2
Downstream	Bus - bar position Type I and II	
	Connection Standard injection quadrupole Standard vacuum chamber	3A65.200.1C 4A.024.0 3V03.000.1

Notes :

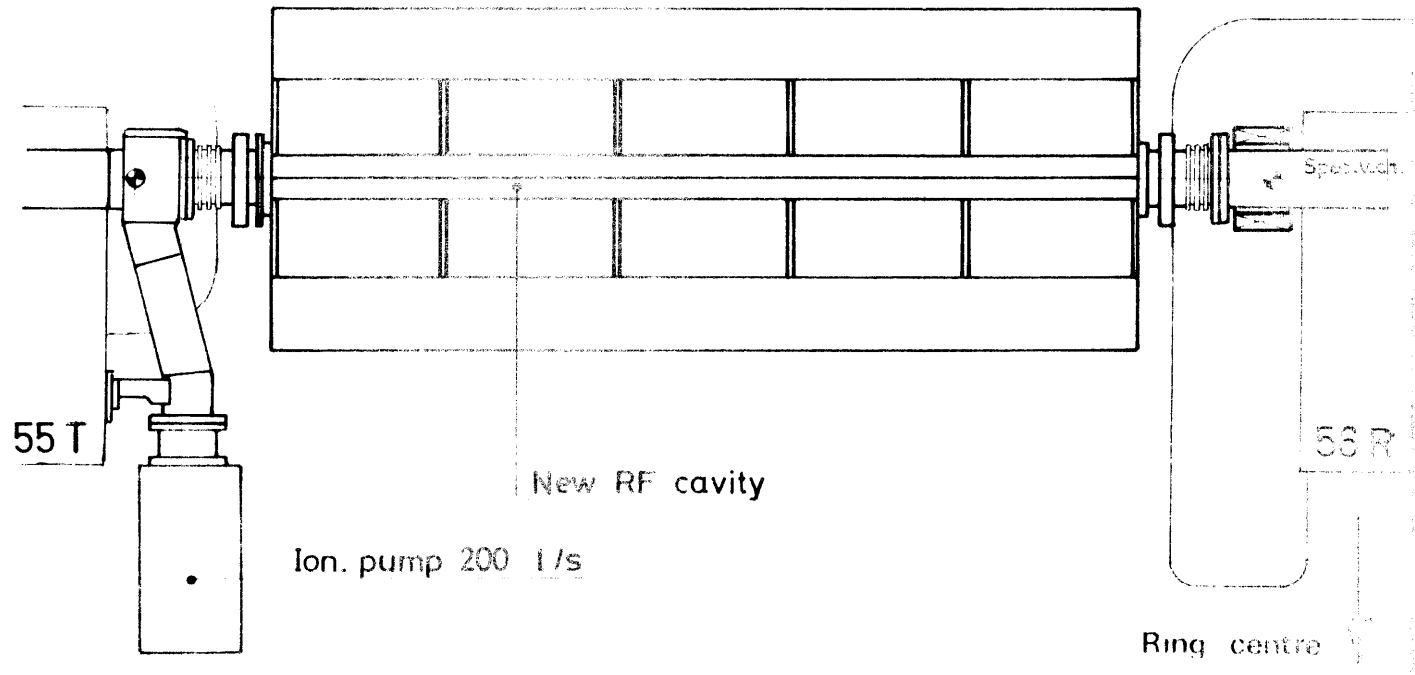
Latest crossed issue is valid

A	B	C	D	E	F	G	H	I	K	L	M	N	O	P
---	---	---	---	---	---	---	---	---	---	---	---	---	---	---

CERN M.P.S.

Beam 

S.S.55
Scale 1:20

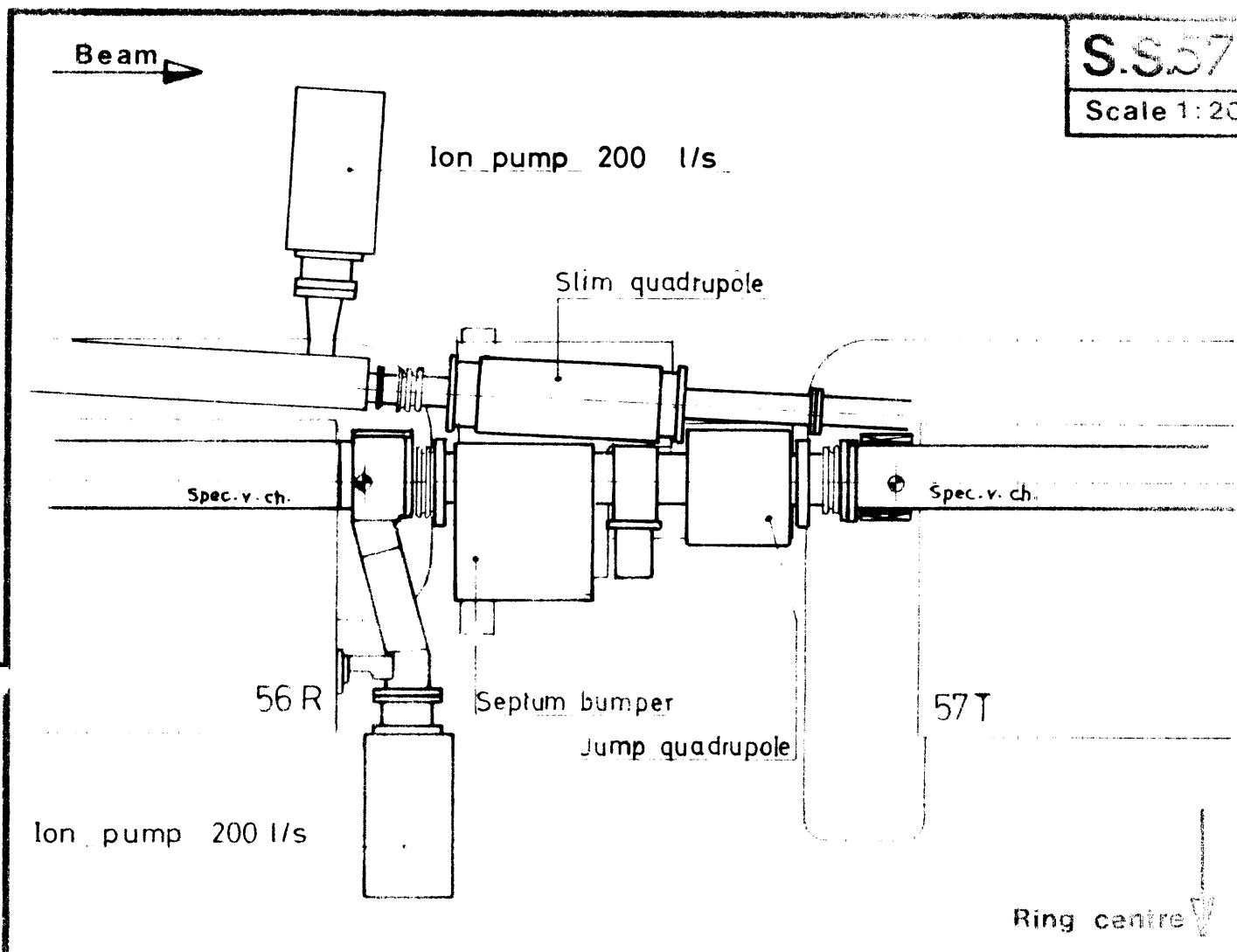


	Description	Drawing number
Upstream	Standard vacuum chamber	3V03.000.1
	Connection	3A65.177.3
S.S. Equipment	New RF cavity	2C10.000.0
	Bus - bar position Type VII and VIII	
Downstream	Connection	3A65.200.1 C
	Injection quadrupole	4A.024.0
	Vacuum chamber	3V07.000.0

Notes	Latest crossed issue is valid
	A <input checked="" type="checkbox"/> B <input type="checkbox"/> C <input type="checkbox"/> D <input type="checkbox"/> E <input type="checkbox"/> F <input type="checkbox"/> G <input type="checkbox"/> H <input type="checkbox"/> I <input type="checkbox"/> K <input type="checkbox"/> L <input type="checkbox"/> M <input type="checkbox"/> N <input type="checkbox"/> P <input type="checkbox"/>
	CERN M.P.S.

S.S.57

Scale 1:20



	Description	Drawing number
Upstream	Vacuum chamber Connection	3A05.000.0 3A05.100.1
	Septum bumper Large compact pl. pump Jump quadrupole Vacuum chamber Special support Slim quadrupole Vacuum chamber	4020.000.1 1P02.100.2 4023.000.1 3A05.100.2 4024.000.2 8033.000.2 3A05.100.2
S.S. Equipment	Bus-bar position Type III and XII	3A05.000.0
Downstream	Connection Vacuum chamber	3A05.200.1A 3A05.100.0
	Injection quadrupole Large skew	70.012.00

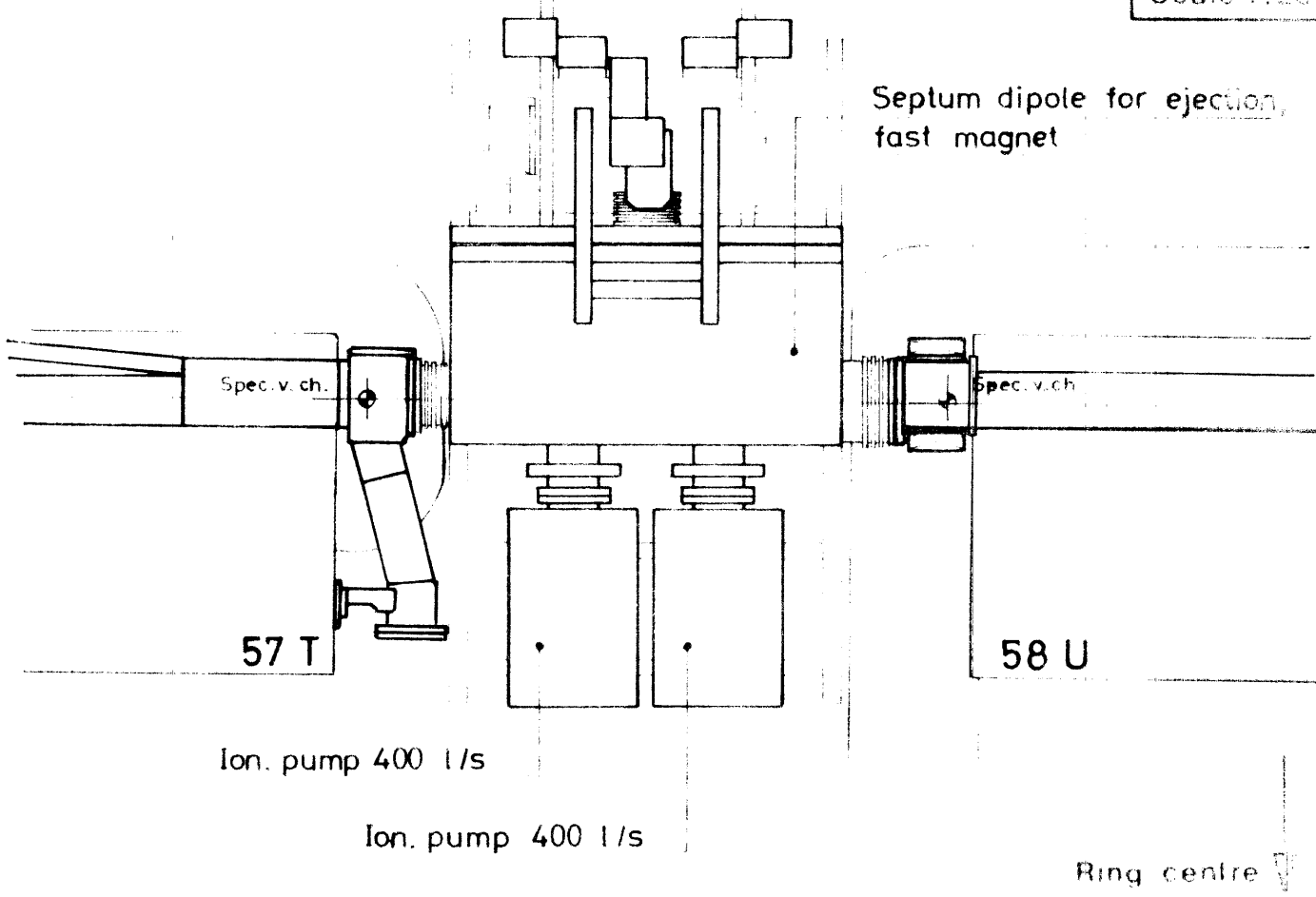
Notes :

Latest crossed issue is valid.


A B C D E F G H I K L M N O P
CERN M.P.S.

Beam 

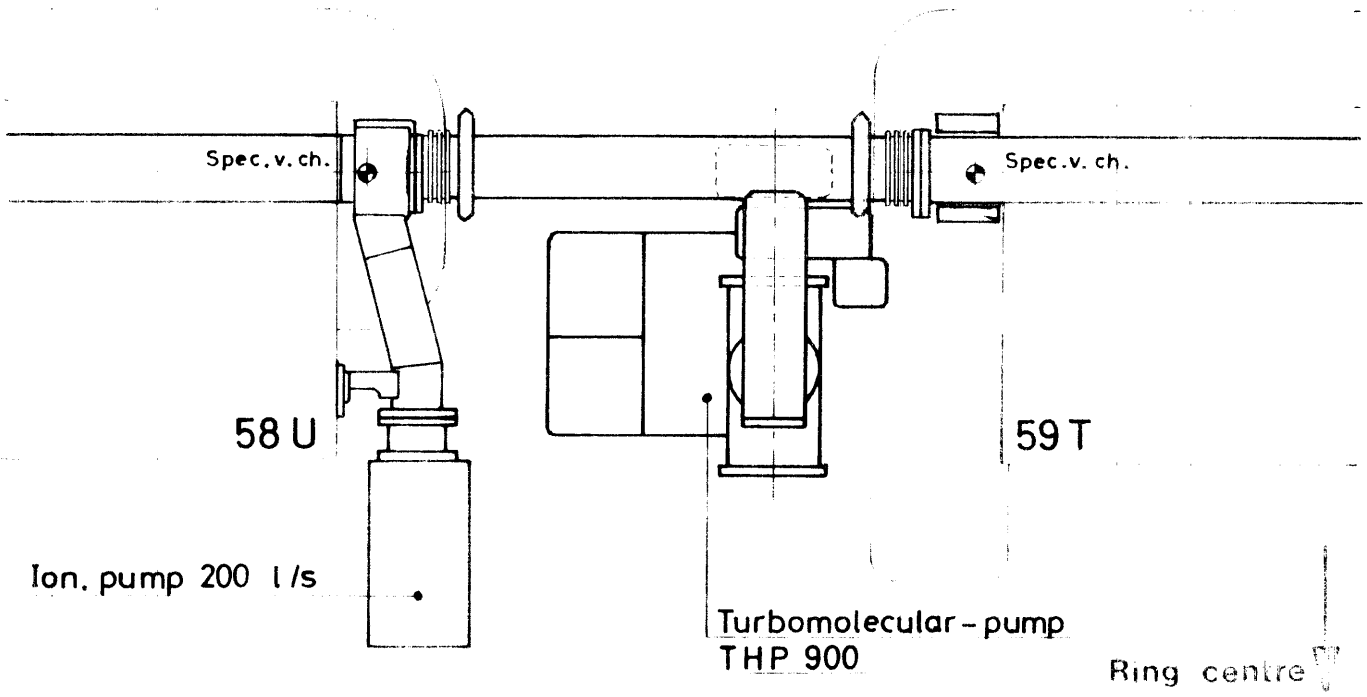
S.S.58
Scale 1:20



	Description	Drawing number
Upstream	Vacuum chamber	W26.100.0
	Septum dipole for ejection, fast magnet	W92.000.0
S.S. Equipment	Bus bar position Type XI and XII	
Downstream	Vacuum chamber	W33.000.0
	Large skewed injection quadrupole	20.012.C0
Notes	Latest crossed issue is valid : A B C D E F G H I K L M N O P CERN M.P.S.	

Beam 

S.S.59
Scale 1:20




	Description	Drawing number
Upstream	Vacuum chamber	B 33.000.0
	Connection	3A65.150.1
S.S. Equipment	Vacuum chamber	3A71.201.1C
	Bus - bar position Type XI and XII	
Downstream	Connection	3A65.250.1
	Large injection quadrupole	118.104.1 B
	Vacuum chamber	3W07.000.0

Notes :

Latest crossed issue is valid :

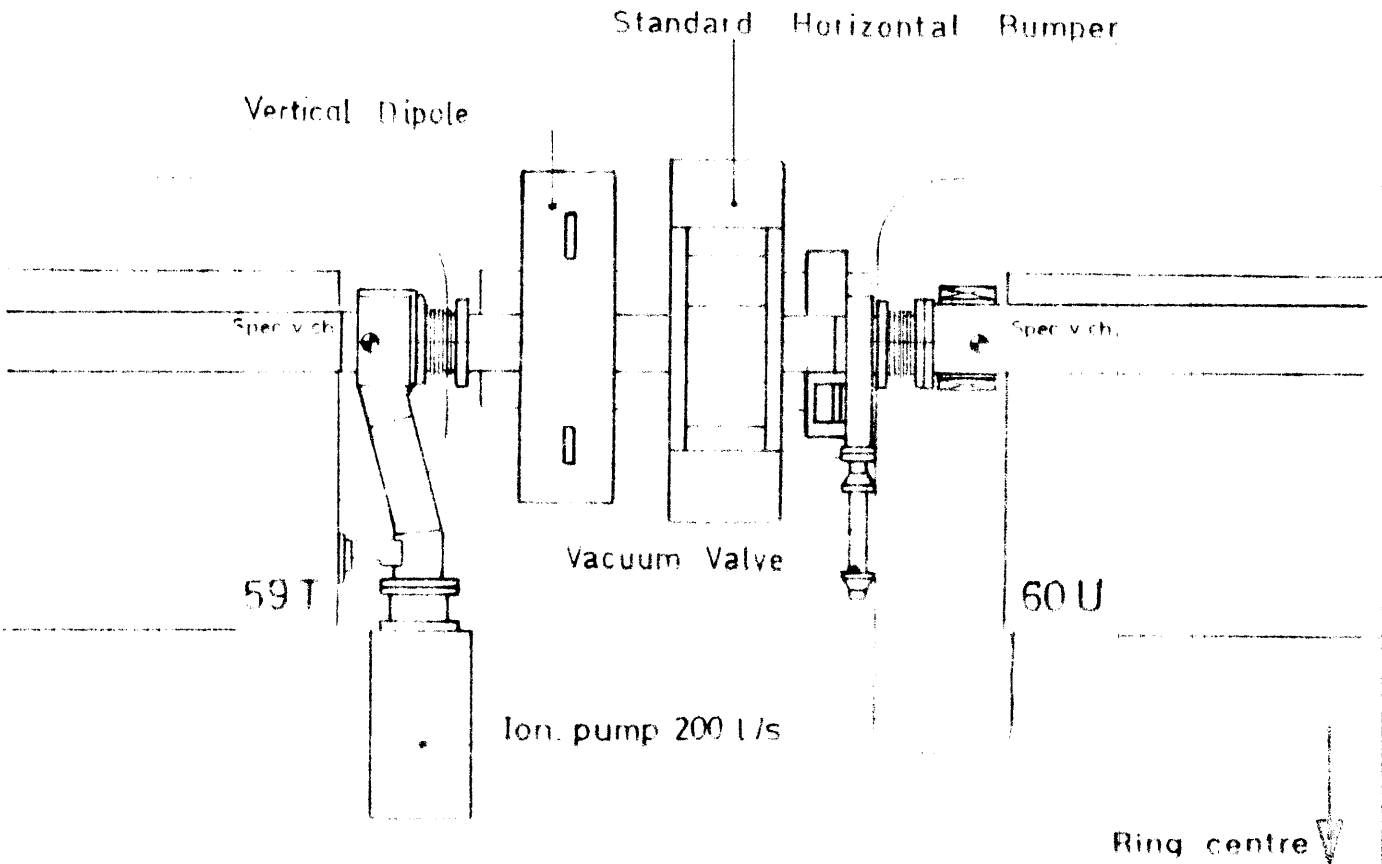
A	B	C	D	E	F	G	H	I	K	L	M	N	O	P
---	---	---	---	---	---	---	---	---	---	---	---	---	---	---

CERN M.P.S.

Beam 


S.S. 60

Scale 1:20



	Description	Drawing number
Upstream	Vacuum chamber	3007,000,0
	Standard compact plumb connection	3107,100,0A8 3A65,170,2
S.S. Equipment	Vertical dipole	3017,000,1
	Vacuum chamber	3A65,732,0
	Standard horizontal bumper	3A14,000,0
	Standard support	3008,800,3/3000,2
	Vacuum chamber for magnet (type 1 and 2)	
	Bus bar position type 1 and 2	
Downstream		3A65,732,0
		3107,100,1 B
		3008,800,0

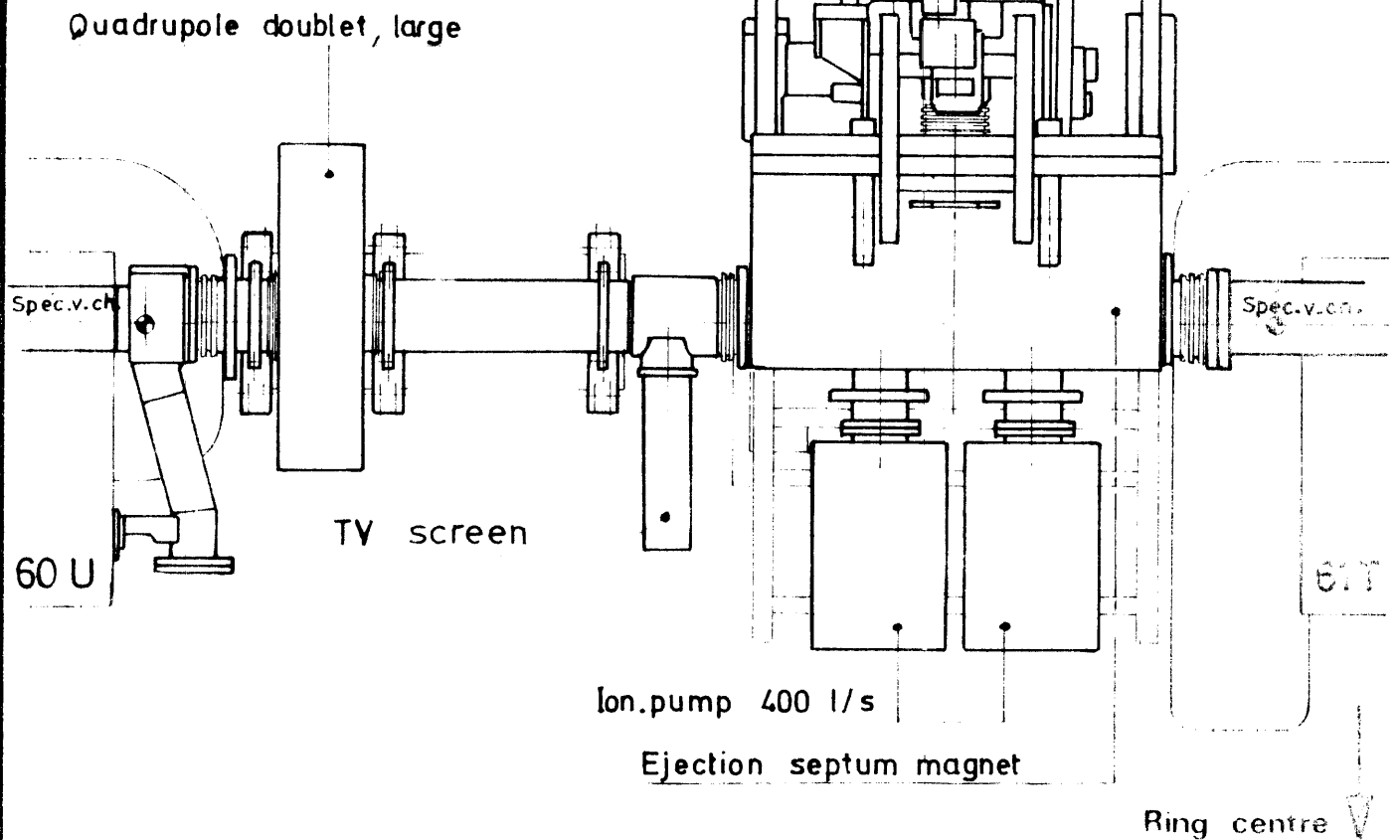
Notes

Latest crossed issue is valid

 CERN M.P.S.

Beam →

S.S. 61

Scale 1:20



	Description	Drawing number
Upstream	Large vacuum chamber Connection	3V07.000.0 3A65.150.1
	Vacuum chamber (neon) Quadrupole doublet large Ejection septum magnet TV screen	3W10.100.2B 4C11.000.1 3F01.000.0 5A11.000.0
S.S. Equipment	Bus - bar position Type XII and XIV	
Downstream	Connection	3W10.200.1
	Large vacuum chamber	3V08.000.1B

Notes

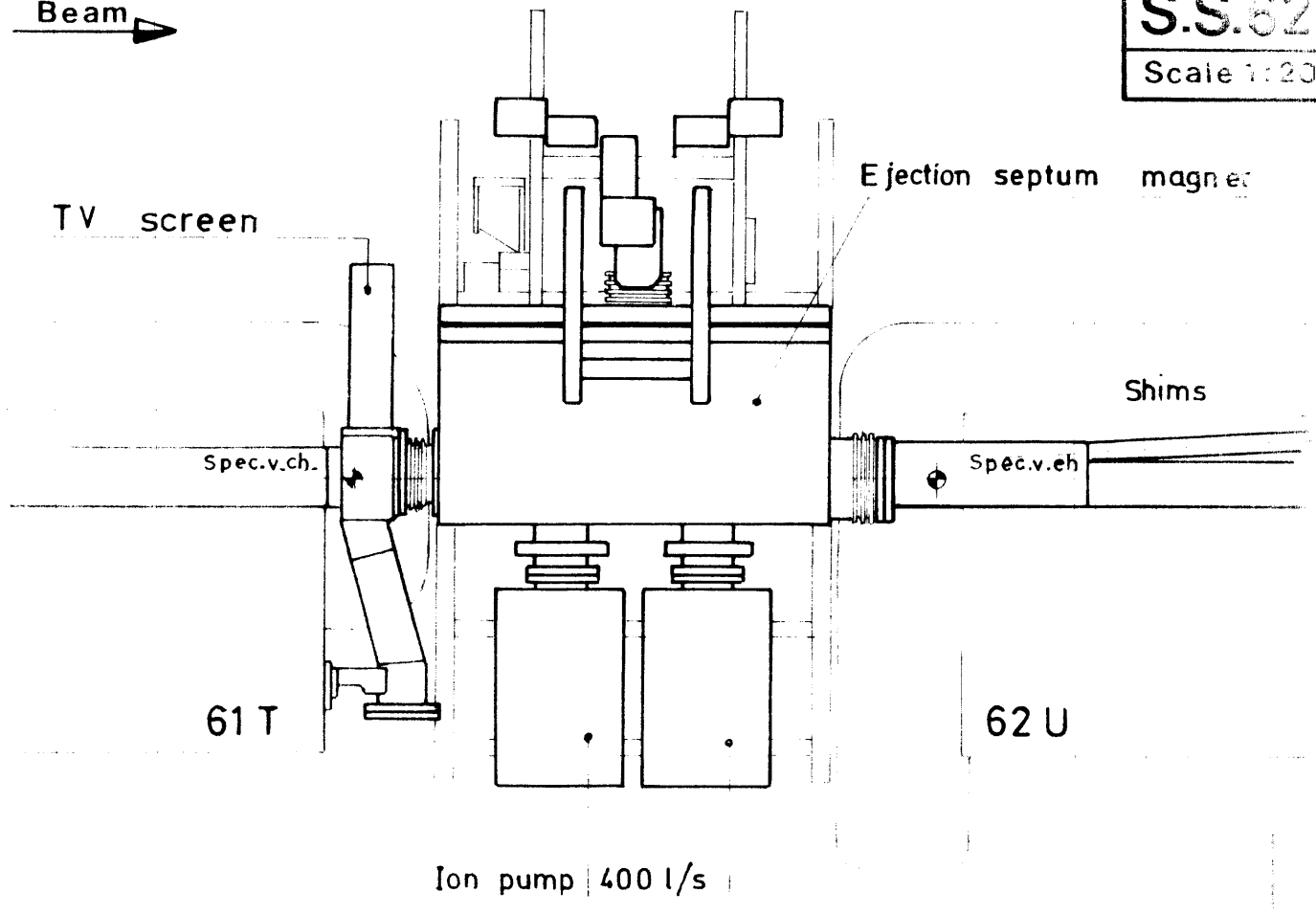
Latest crossed issue is valid :

A B C D E F G H I K L M N O P

CERN M.P.S.

S.S.62
Scale 1:20

Beam →



Ring center

	Description	Drawing number
Upstream	Large vacuum chamber	3V08.000.1B
	TV screen	5A21.000.0
S.S. Equipment	Ejection septum magnet	3F04.000.0
	Bus-bar position Type XI and XII	
Downstream	Large vacuum chamber	3V09.000.0A

Notes :

Latest crossed issue is valid :

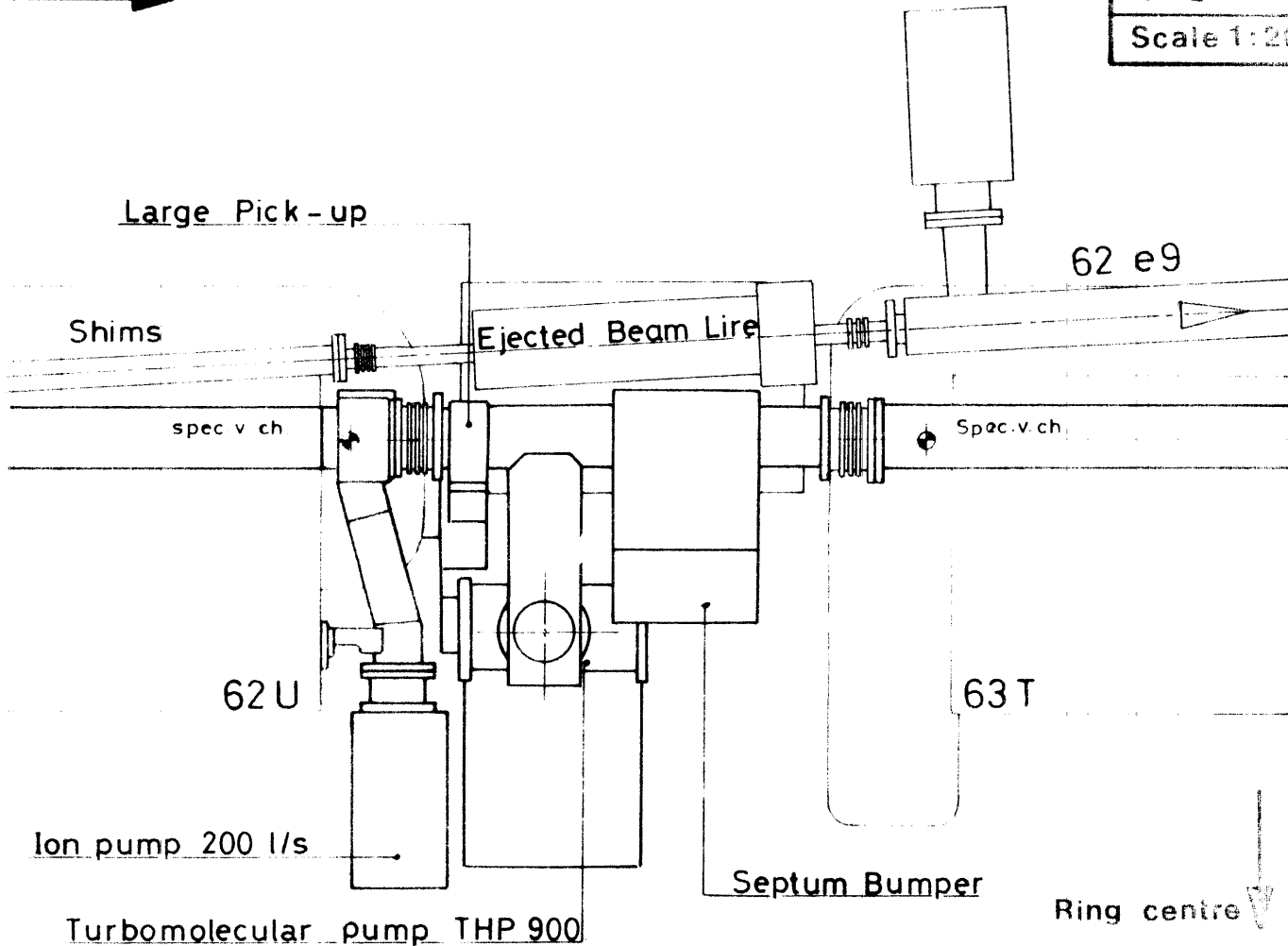
A	B	C	D	E	F	G	H	I	K	L	M	N	O	P
---	---	---	---	---	---	---	---	---	---	---	---	---	---	---

CERN M.P.S.

Beam →

S.S.63

Scale 1:20



	Description	Drawing number
Upstream	Vacuum chamber	3Y09.000.0A
	Connection	4C18.519.2
S.S. Equipment	Vacuum chamber	3A65.735.0
	Large pick-up	2P02.100.2
	Septum bumper	4C20.000.2
	Bus-bar position Type XI and XII	
Downstream	Connection	4C18.518.2
	Vacuum chamber	3A17.000.0B

Notes :

Latest crossed issue is valid :

A B C D E F G H I K L M N O P

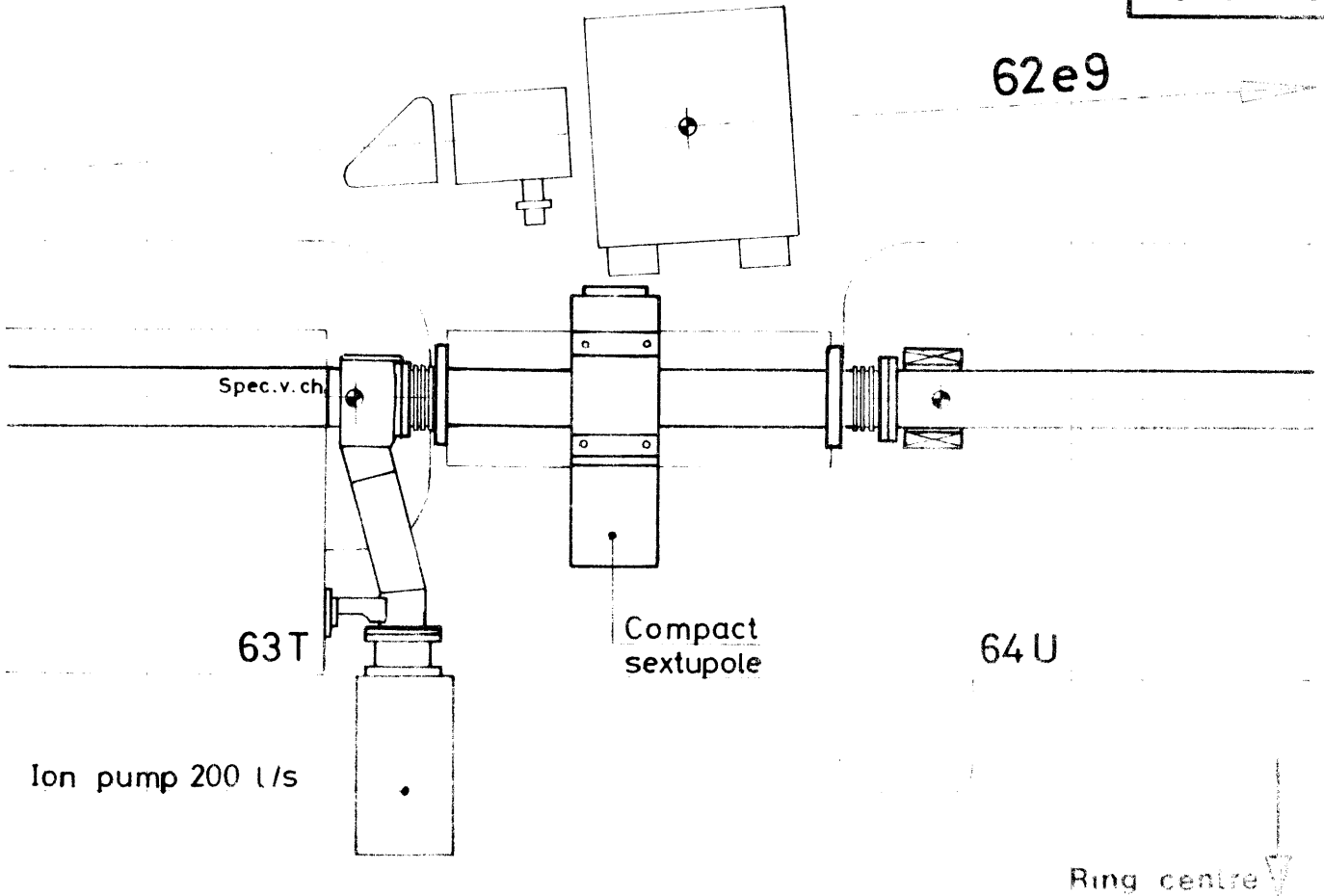
CERN M.P.S.

Beam →

S.S.64

Scale 1:20

62e9



	Description	Drawing number
Upstream	Large vacuum chamber	3A17.000.0 F
	Connection	3A65.100.1E
S.S. Equipment	Compact sextupole Vacuum chamber Standard support	4C.013.3 3A65.733.1 4C08.800.3 + 900.2
Downstream	Bus-bar position Type XI and XII	
	Connection	3A65.200.1C
	Standard vacuum chamber Injection quadrupole	3W03.000.1 3A025.4

Notes :

Latest crossed issue is valid :

~~A~~~~B~~~~C~~~~D~~~~E~~ F G H I K L M N O P

CERN M.P.S.

Beam →

S.S. 65

Scale 1:20

Standard injection sextupole
Slow bumper

64 U

65 T

Ion. pump 200 l/s

Ring centre

	Description	Drawing number
Upstream	Standard vacuum chamber	4003.000, 1
	Standard injection septum	4002.000, 1
	Standard support	4001.000, 1
S.S. Equipment	Standard injection sextupole	4005.000, 1
	High energy slow bumper	4020.000, 1
	Standard vacuum chamber	4003.000, 1
	Standard support	4001.000, 1
	Bus-bar position Type and size	
Downstream	Standard vacuum chamber	4003.000, 1
	Standard support	4001.000, 1

Notes

Latest crossed issue is valid :

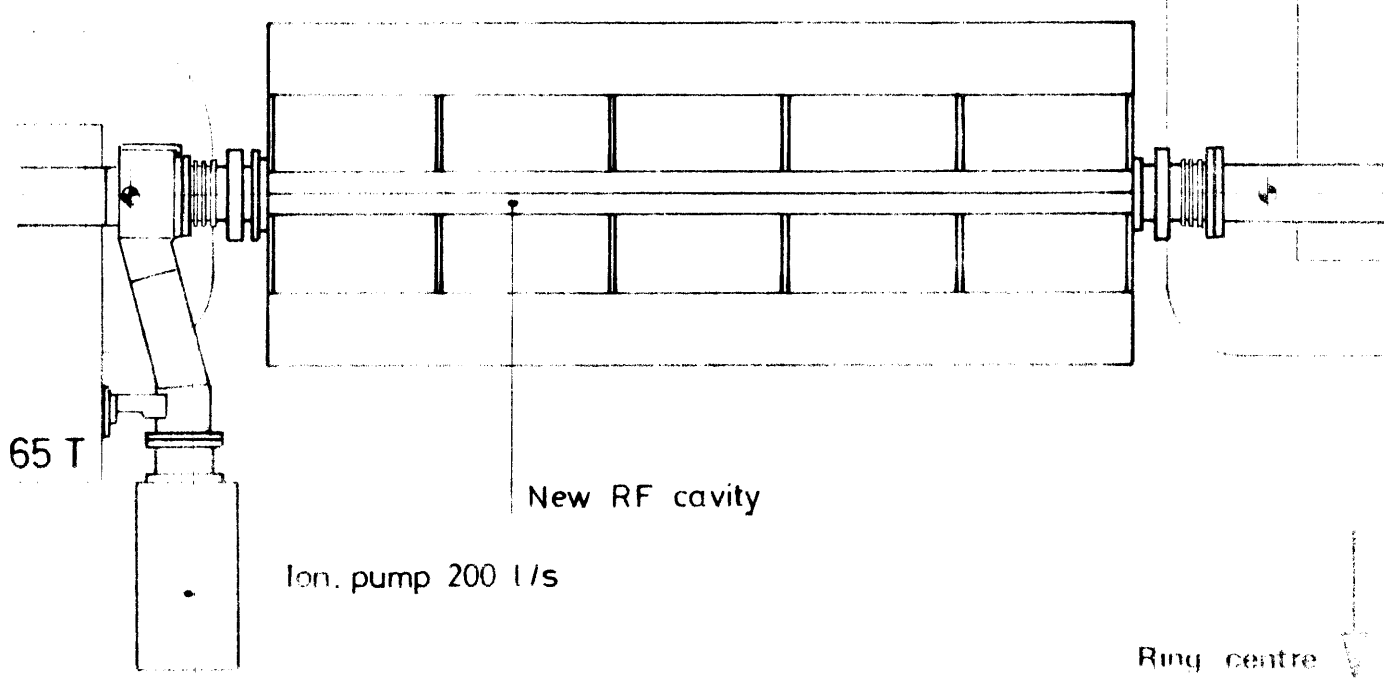
A B C D E F G H I J K L M N O P

CERN M.P.S.

Beam 

S.3.68

Scale 1:20



	Description	Drawing number
Upstream	Standard vacuum chamber	W03.000.1
	Connection	W03.177.3
S.S. Equipment	New RF cavity	W10.000.0
	Bus bar position Type VII and VIII	
Downstream	Connection	W05.200.1
	Standard vacuum chamber	W03.000.1

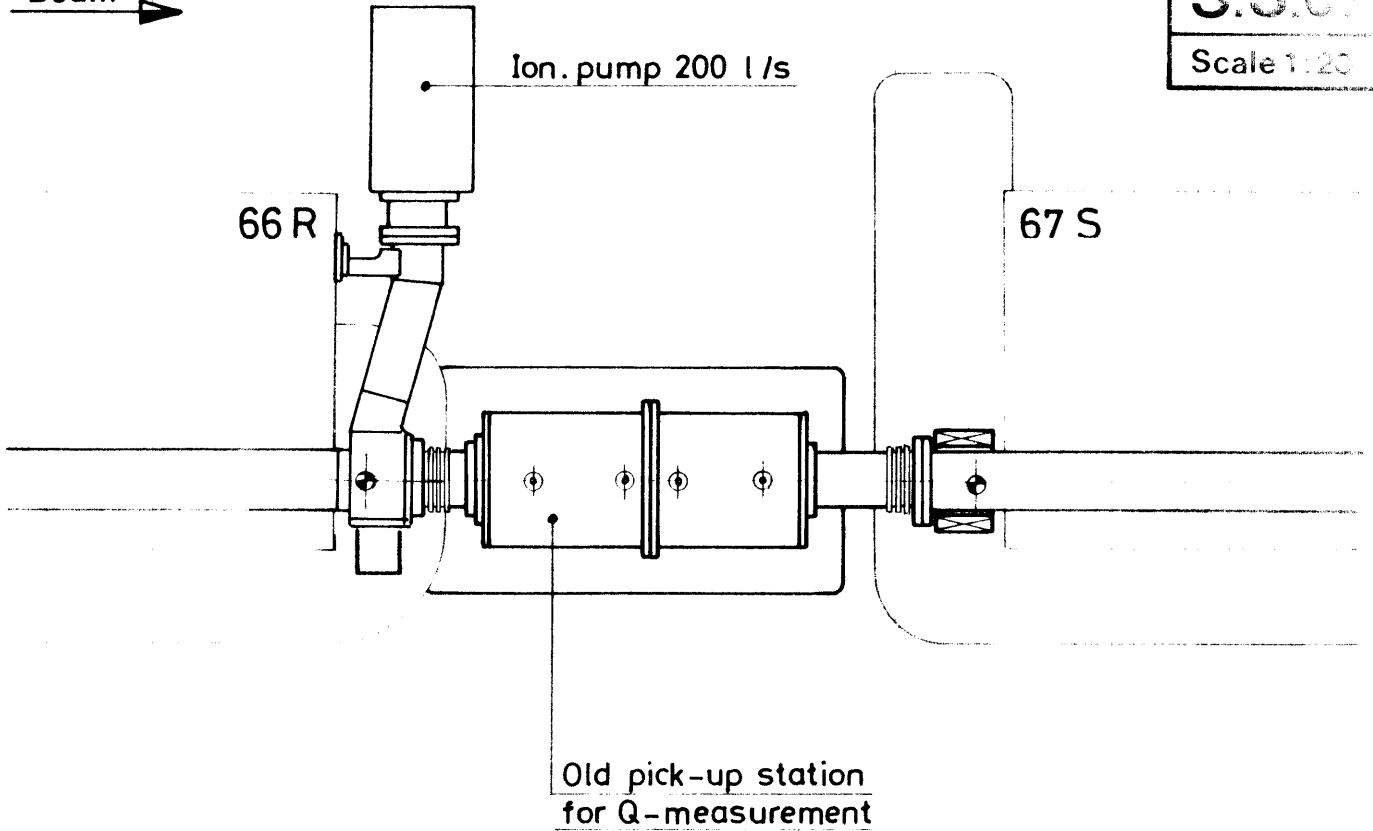
Notes

Latest crossed issue is valid :
~~A~~ B C D E F G H I K L M N O P
 CERN M.P.S

Beam →

S.S.67

Scale 1:20



	Description	Drawing number
Upstream	Standard vacuum chamber	3V03.000.1
	Standard compact pick-up Connection	2P02.100.0 A * 3A65.100.20
S.S. Equipment	Old pick-up station	3A69.000.0
	Bus - bar position Type IX and X	
Downstream	Connection	3A65.200.2B
	Injection quadrupole Standard vacuum chamber	4A.024.0 3V03.000.1

Notes :

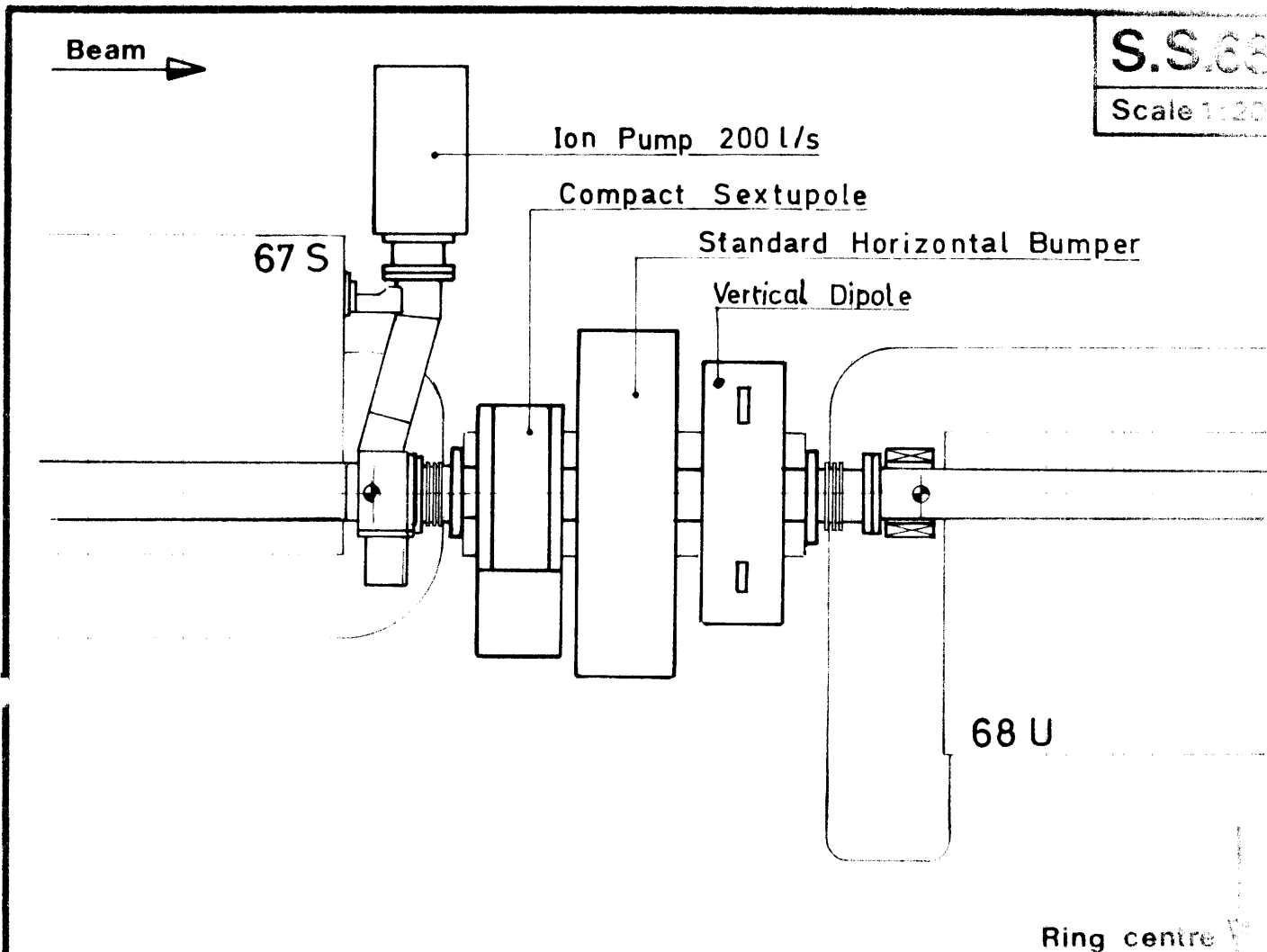
Latest crossed issue is valid :

~~A~~ B C D E F G H I K L M N O P

CERN M.P.S.

S.S.68

Scale 1:20



	Description	Drawing number
Upstream	Standard vacuum chamber Pick-up phase control	3V03.000.1 2P01.100.0A
	Connection	3A65.100.11
S.S. Equipment	Compact sextupole Standard horizontal bumper Vacuum chamber Standard support Vertical dipole	4C.013.3 4A14.004.0 3A65.733.4 4C08.800.3+900.2 4A14.005.0
	Bus - bar position Type I and II	
Downstream	Connection Injection quadrupole Standard vacuum chamber	3A65.200.1C 4A.024.0 3V03.000.1

Notes :

Latest crossed issue is valid :

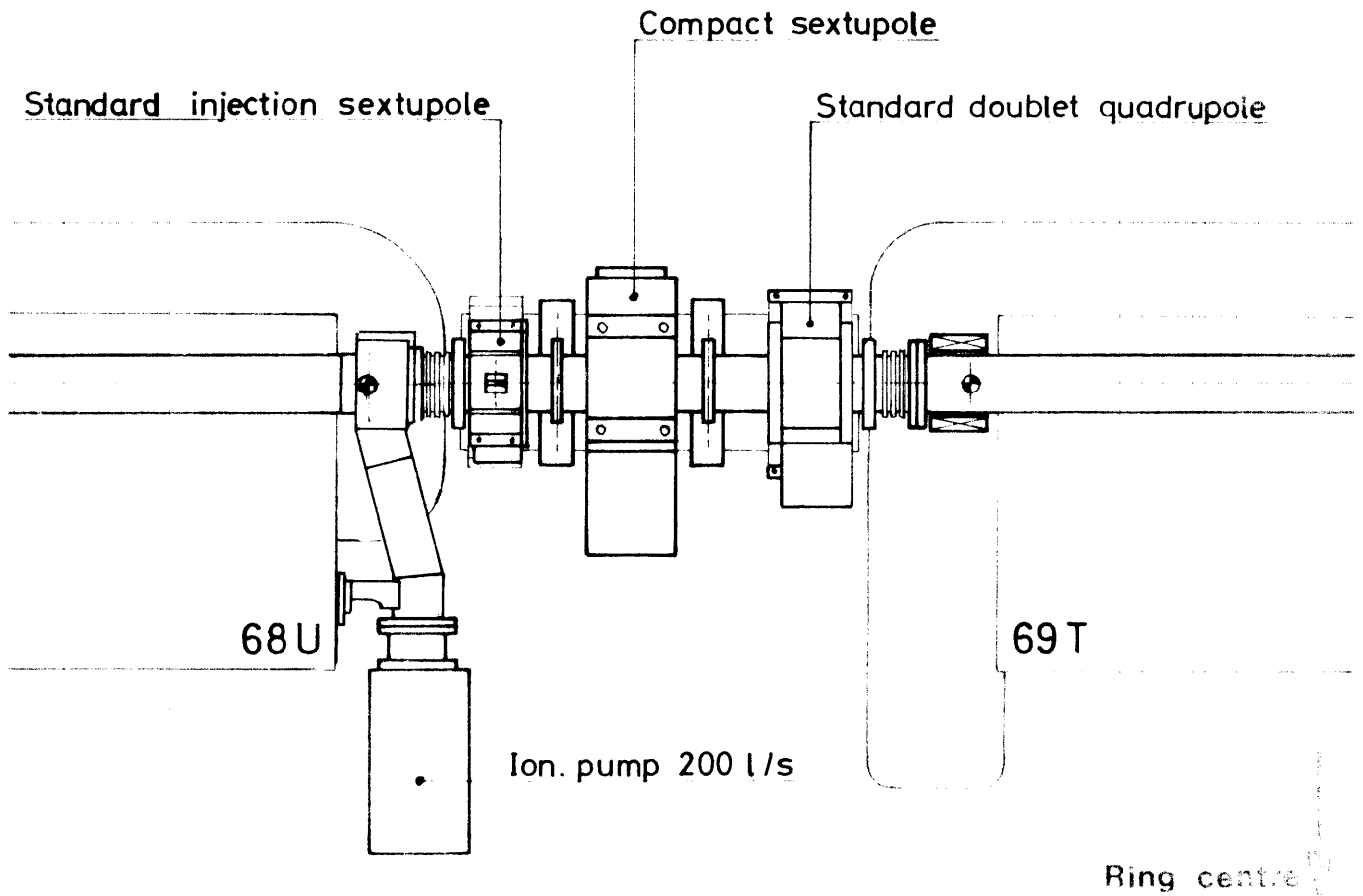
A B C D E F G H I K L M N O P

CERN M.P.S.

Beam →

S.S.69

Scale 1:20



	Description	Drawing number
Upstream	Standard vacuum chamber	3V03.000.1
	Connection	3A65.100.1E
S.S. Equipment	Standard injection sextupole	4C05.000.1
	Compact sextupole	4A14.004.0
	Standard doublet quadrupole	4C10.000.0
	Standard vacuum chamber (inconel)	3A65.765.4
	Standard support	4C08.800.3 + 900.2
Bus - bar position Type XI and XII		
Downstream	Connection	3A65.200.1C
	Skew quadrupole + vertical dipole	4A.025.4
	Standard vacuum chamber	3V03.000.1

Notes :


Latest crossed issue is valid :

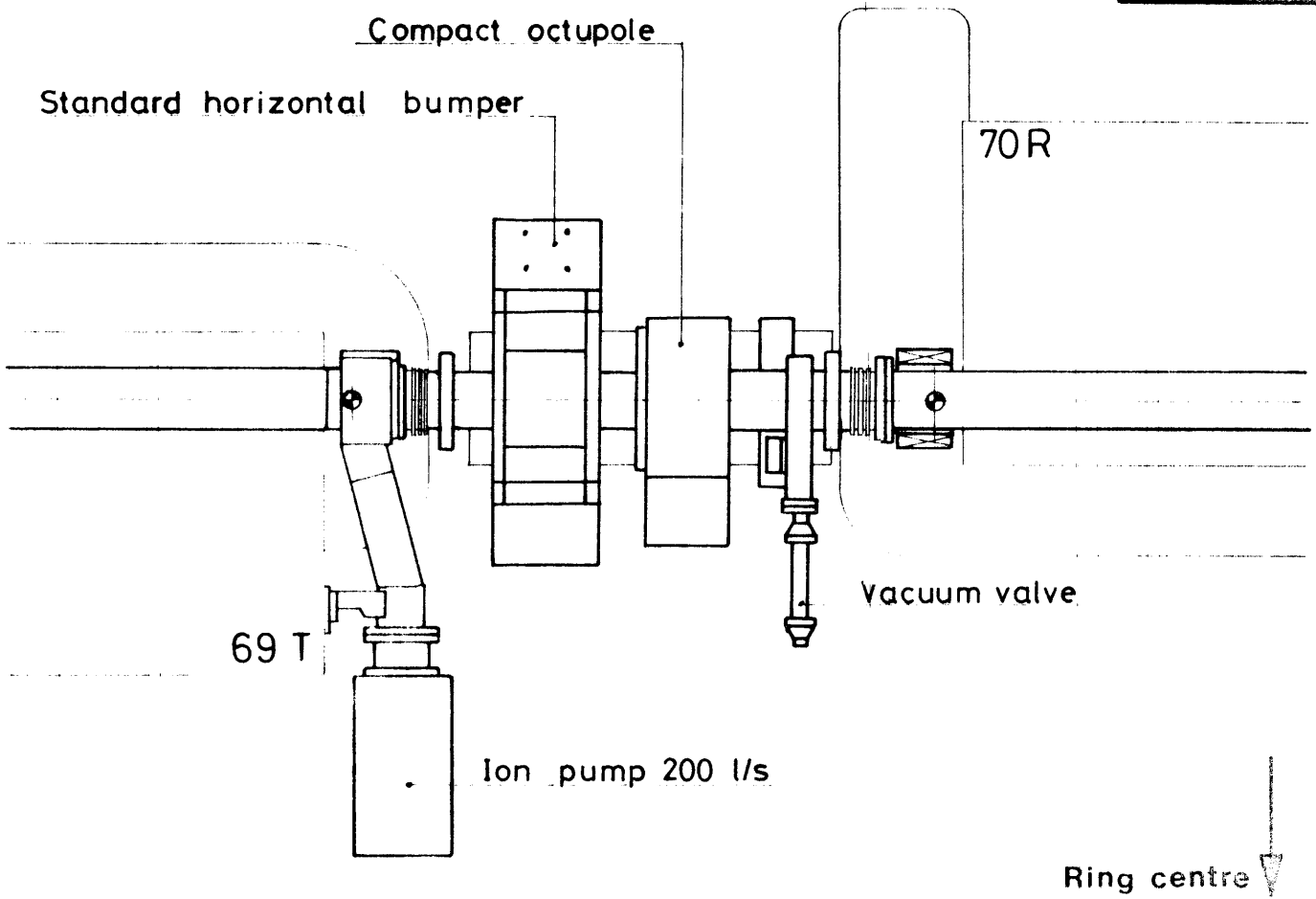
A B C D E F G H I K L M N O P

CERN M.P.S.

S.S.70

Scale 1:20

Beam 



	Description	Drawing number
Upstream	Standard vacuum chamber Standard compact pick up Connection	3V03.000.1 2P02.100.0 A* 3A65.100.1E
S.S. Equipment	Standard horizontal bumper Compact octupole Vacuum chamber (120 x 70) Standard support Vacuum valve between sectors 7 and 8	4A14.005.0 4C07.000.0 3A65.745.4 4C08.800.3 + 900.2
Bus-bar position Type V and VI		
Downstream	Connection Skew quadrupole + vertical dipole Vacuum chamber	3A65.200.1C 4A.025.4 3V03.000.1

Notes :

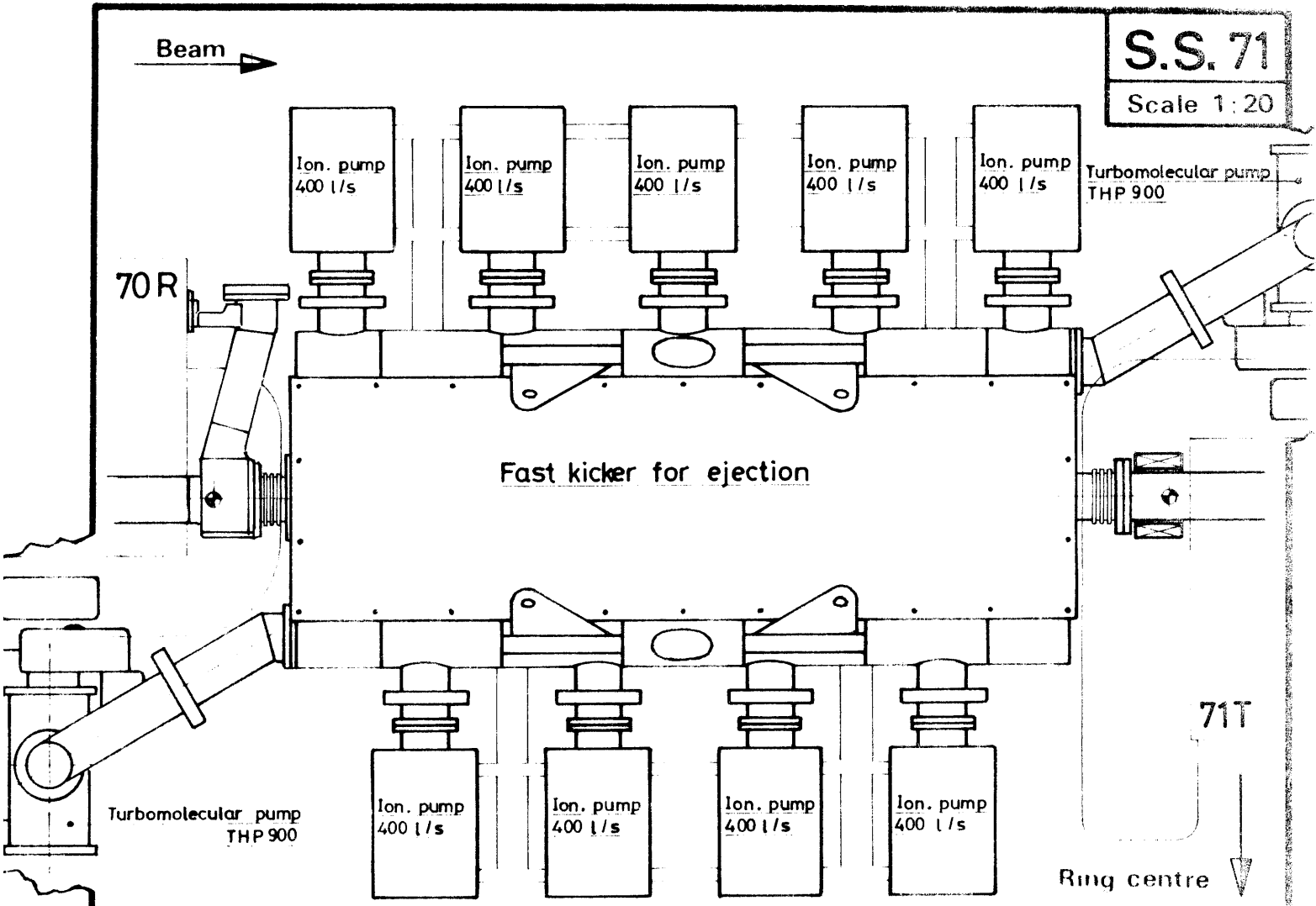
Latest crossed issue is valid :

~~A~~~~B~~~~C~~~~D~~ E F G H I K L M N O P

CERN M.P.S.

S.S. 71

Scale 1:20



	Description	Drawing number
Upstream	Standard vacuum chamber Connection	3W03.000.1 2A34.125.2 A
S.S. Equipment	Fast kicker Bus-bar position Type III and IV	2A34.100.0 C
Downstream	Connection Injection quadrupole Standard vacuum chamber	2A34.126.2 4A.024.0 3W03.000.1

Notes :

Latest crossed issue is valid :

A B C D E F G H I K L M N O P

CERN M.P.S.

Beam →

Beam current transformer

72 R

spec v. ch.

71 T

Ion pump 200 l/s

Ring centre ↓

	Description	Drawing number
Upstream	Standard vacuum chamber Connection	3V03.000.1 3A65.100.1F
	Beam current transformer Vacuum chamber Standard support	3V06.000.0 3V06.100.2A 4C08.800.3 + 900.2
Downstream	Bus-bar position Type V and VI Connection	3A65.275.3
	Injection quadrupole Large vacuum chamber	4A.024.0 3V07.000.0

Notes :

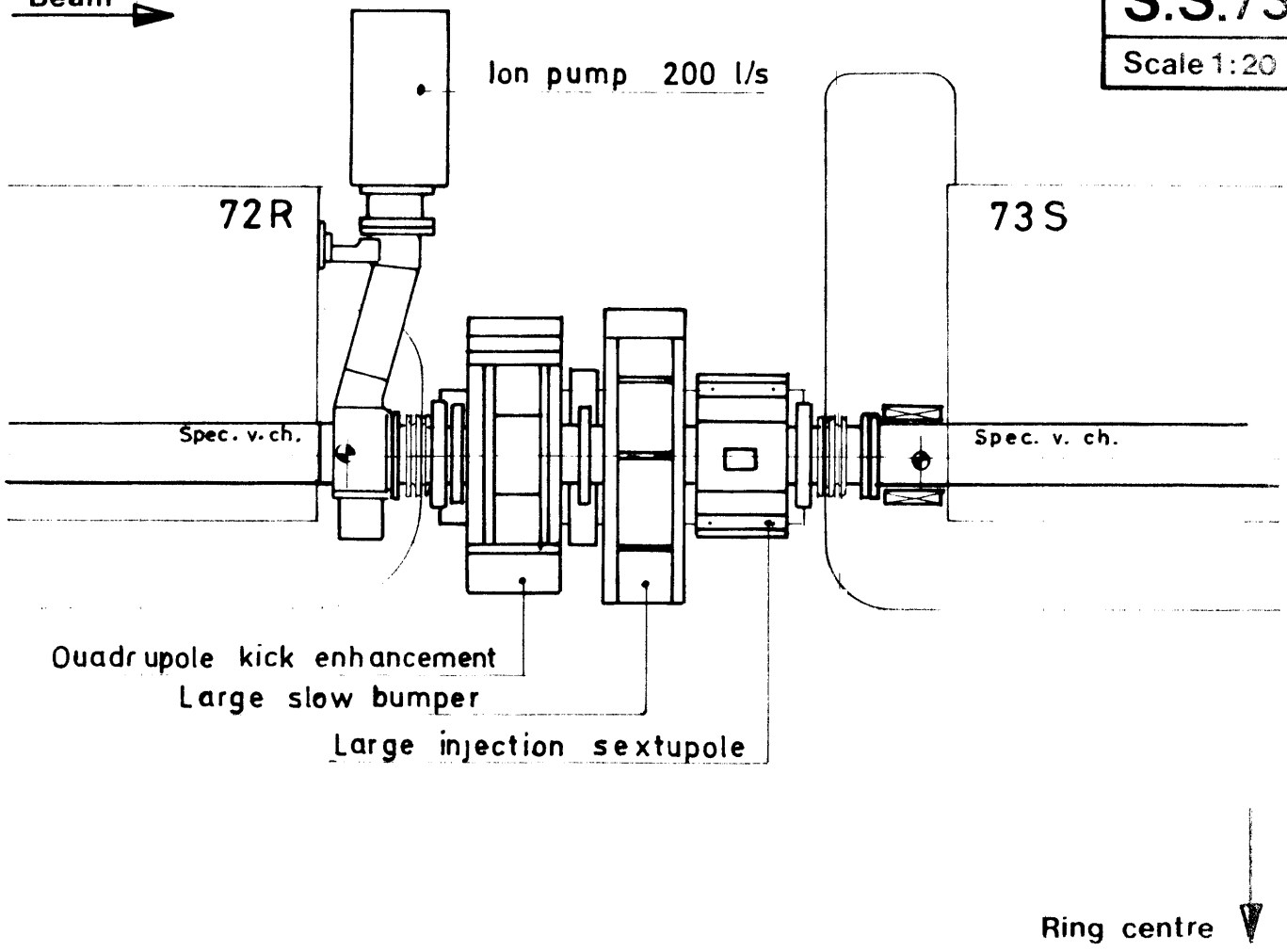
Latest crossed issue is valid :

A B C D E F G H I K L M N O P

CERN M.P.S.

Beam →

S.S.73
Scale 1:20



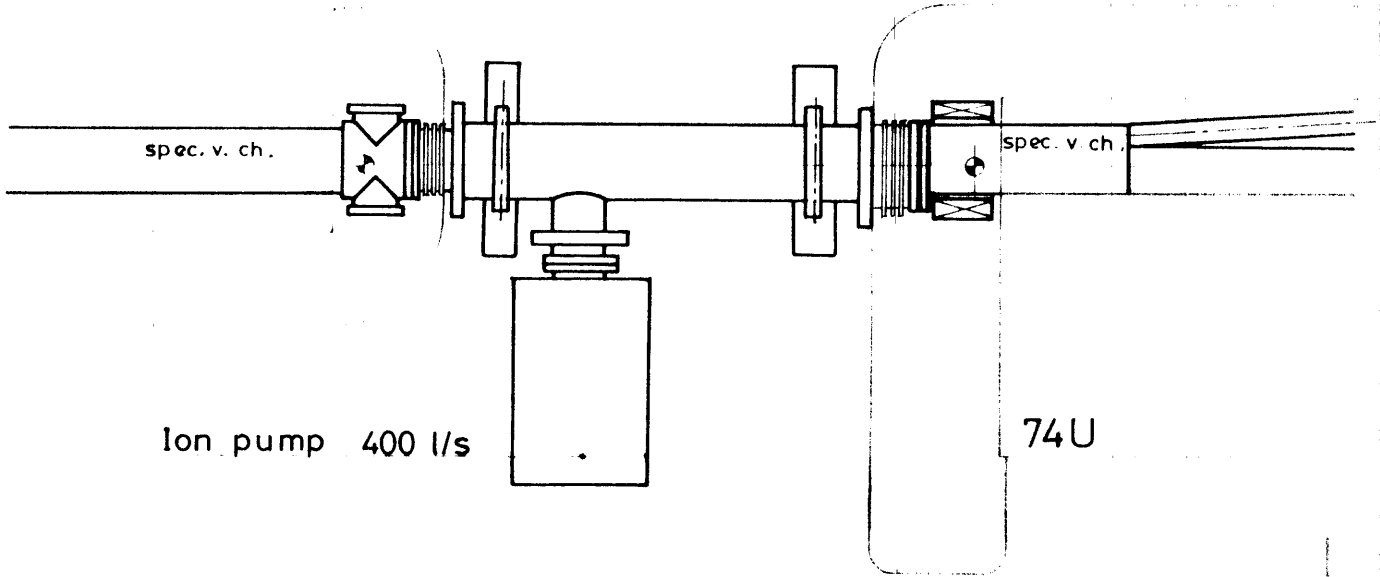
	Description	Drawing number
Upstream	Large vacuum chamber	BV07.000.0
	Large compact pick-up	2P02.100.2
	Connection -	3A65.150.1
S.S. Equipment	Quadrupole kick enhancement	4C19.000.1A
	Large slow bumper	64.A41.1
	Large injection sextupole	4C12.000.1
	Vacuum chamber (inconel)	3A65.764.2
	Standard support	4C08.800.3 + 900.2
	Bus - bar position Type IX and X	
Downstream	Connection	3A65.250.1
	Injection quadrupole large skewed	20.012.C0
	Large vacuum chamber	3A82.200.0A
Notes	Latest crossed issue is valid : A B C D E F G H I K L M N O P CERN M.P.S.	

Beam →

S.S.74

Scale 1:20

73 S



Ring centre ↓


	Description	Drawing number
Upstream	Vacuum chamber Connection	3A82.200.0A 3A65.150.1
	Vacuum chamber Ion pump 400 l/s	3F02.800.3
S.S. Equipment	Bus-bar position Type I and II	
Downstream	Connection	3A65.250.1
	Large skewed injection quadrupole Vacuum chamber	20.012.C0 3V13.000.0

Notes :

Latest crossed issue is valid :

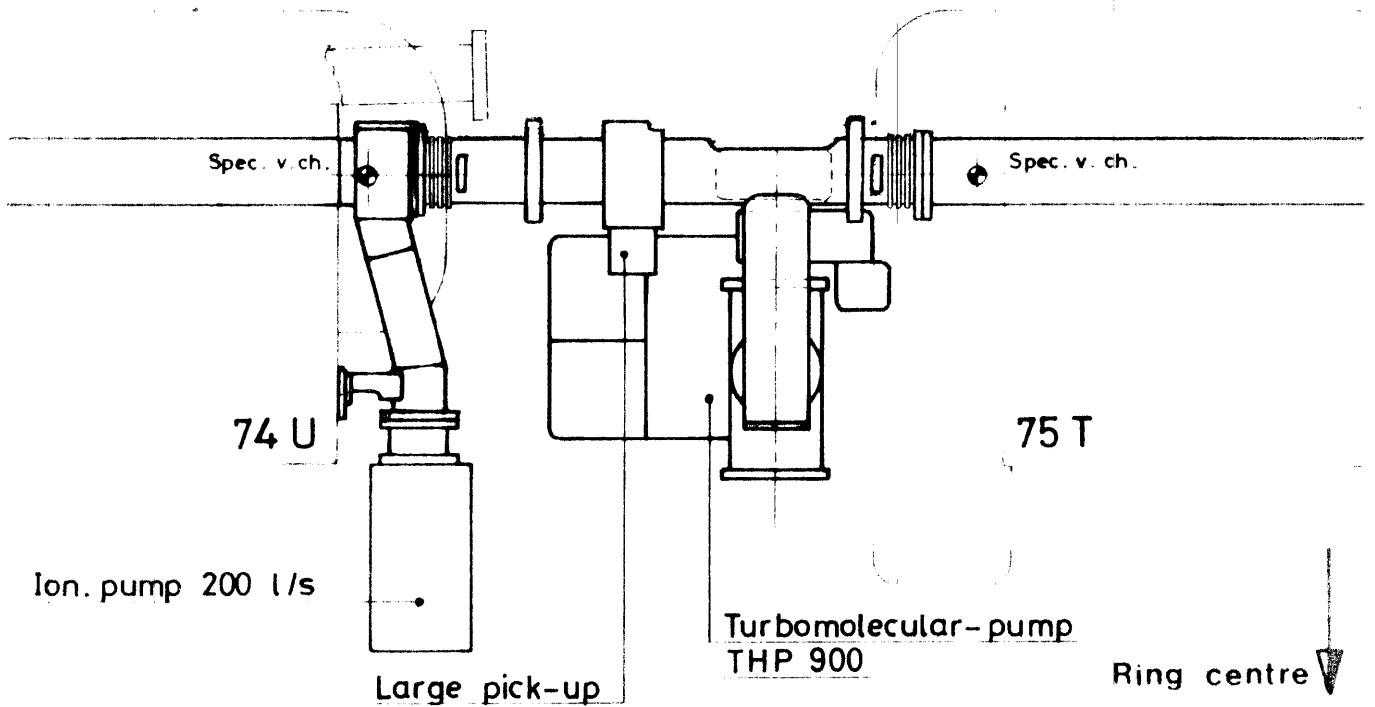
A B C D E F G H I K L M N O P

CERN M.P.S.

Beam 

S.S.75

Scale 1:20



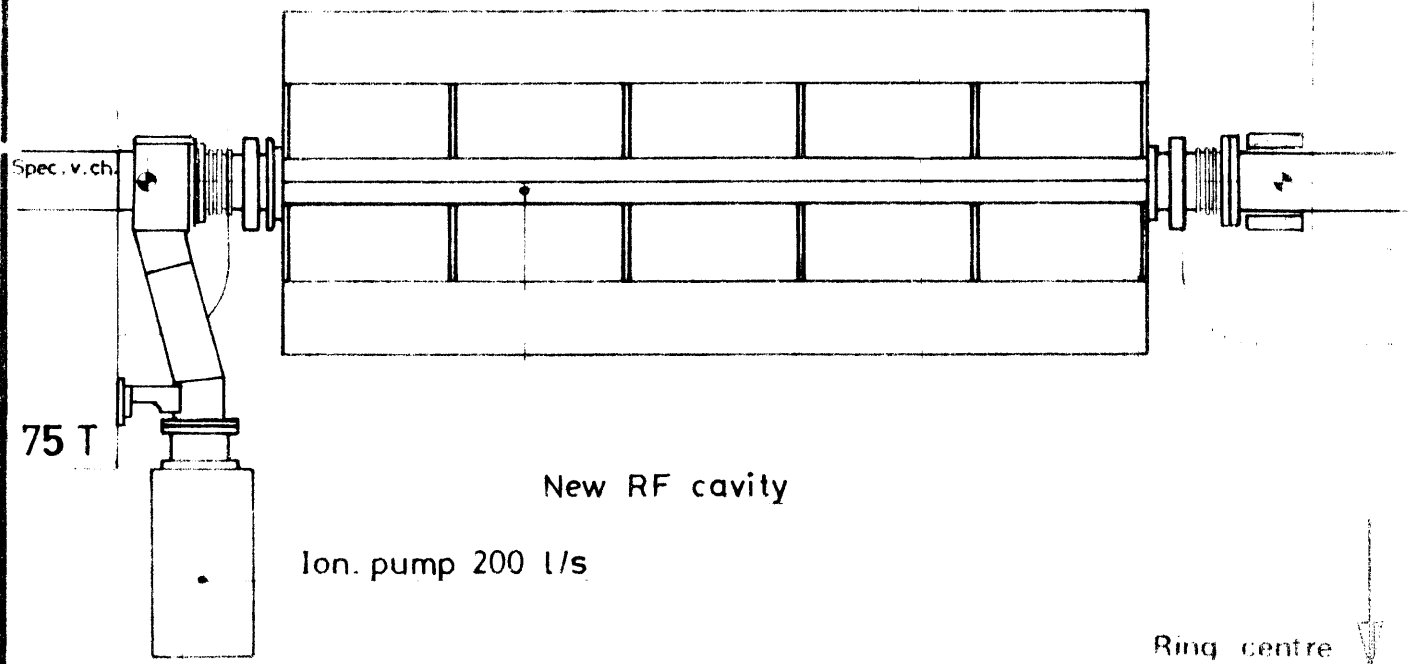
	Description	Drawing number
Upstream	Vacuum chamber	3V13.000.0
	Connection	3V14.203.2
S.S. Equipment	Vacuum chamber Large pick-up Bus-bar position Type XI and XII	3V14.202.2 3V14.000.0 2P02.100.2
Downstream	Connection Vacuum chamber	3A65.250.1 3A30.000.0B
Notes	Latest crossed issue is valid : A B C D E F G H I K L M N O P CERN M.P.S.	

Beam →

S.S.76

Scale 1:20

76R




	Description	Drawing number
Upstream	Vacuum chamber	3A40.000.0B
	Connection	3A65.177.3
S.S. Equipment	New RF cavity	2C10.000.0
	Bus bar position Type VII and VIII	
Downstream	Connection	3A65.100.1
	Standard injection quadrupole Standard vacuum chamber	4A.025.4 3V03.000.1

Notes

Latest crossed issue is valid :

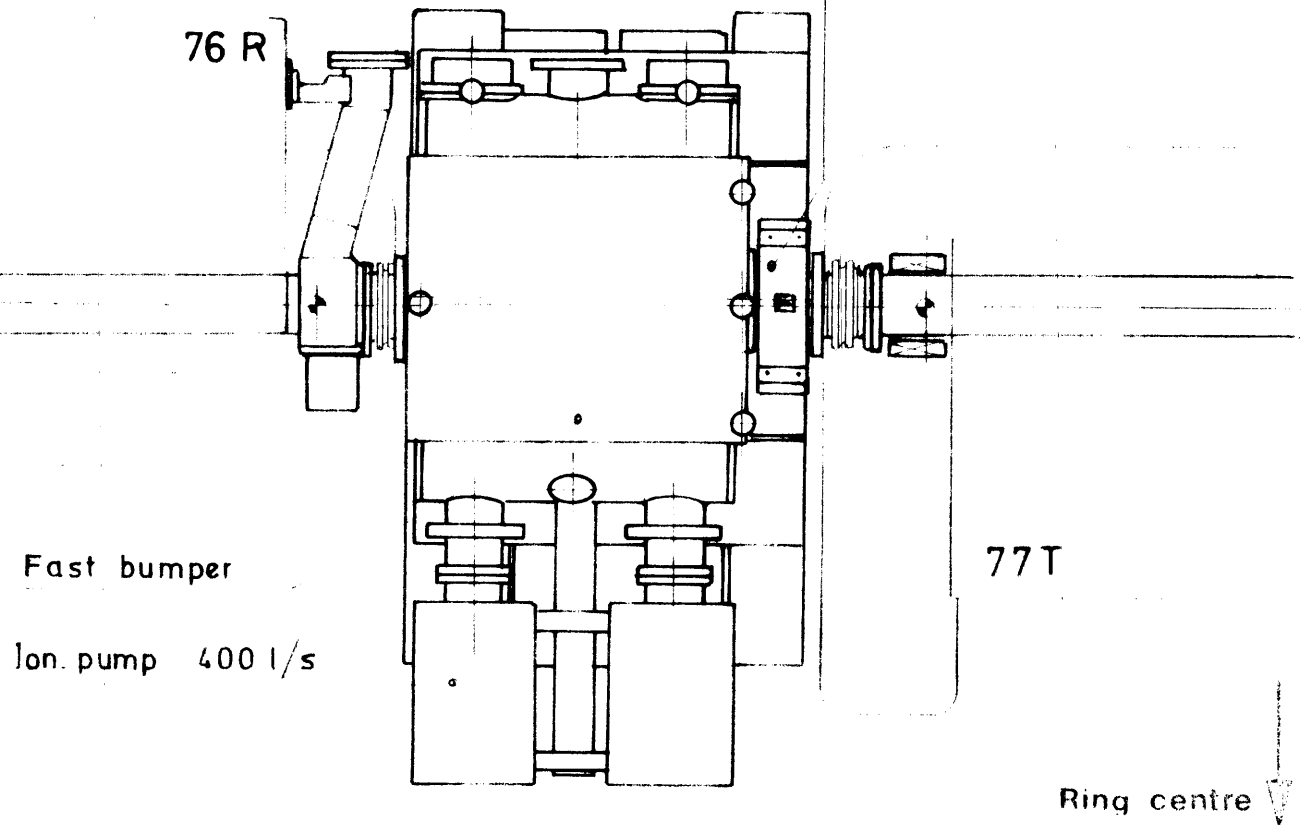
A B C D E F G H I K L M N O P

CERN M.P.S.


Beam 

S.S.77
Scale 1:20

Standard injection sextupole



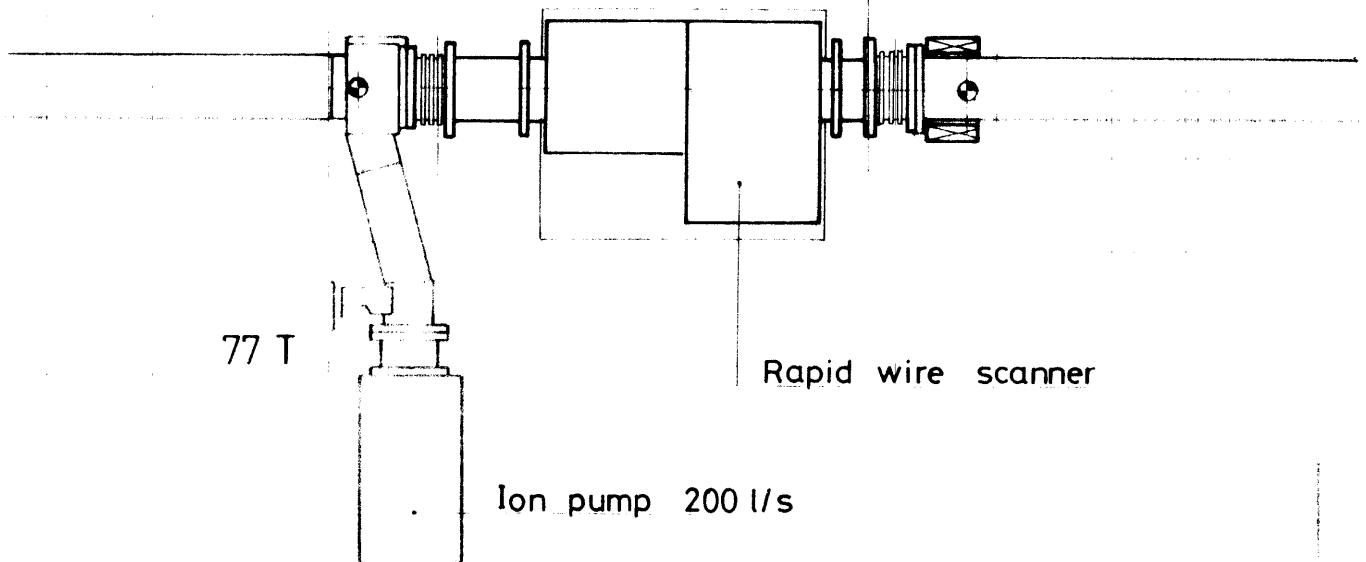
	Description	Drawing number															
Upstream	Standard vacuum chamber Standard compact pickup Connection	3V03.000.1 2P02.100.0A 3A65.100.1E															
	Fast bumper Standard injection sextupole	2A55.000.0 4005.000.1															
	Bus-bar position Type I and II																
Downstream	Connection Standard Injection quadrupole Standard vacuum chamber	2A55.000.2 4A.024.0 3V03.000.1															
Notes	Latest crossed issue is valid : <table border="1" style="display: inline-table; vertical-align: middle;"> <tr> <td>A</td><td>B</td><td>C</td><td>D</td><td>E</td><td>F</td><td>G</td><td>H</td><td>I</td><td>K</td><td>L</td><td>M</td><td>N</td><td>O</td><td>P</td> </tr> </table> CERN M.P.S.		A	B	C	D	E	F	G	H	I	K	L	M	N	O	P
A	B	C	D	E	F	G	H	I	K	L	M	N	O	P			

Beam 

S.S.78

Scale 1-20

78R



Ring centreline

Upstream


S.S. equipment

Downstream

Description	Drawing number
Standard vacuum chamber Connection Transition	3V03.000.1 3A65.100.1E 3A81.159.3
Rapid wire scanner	8034.42.032.0A
Bus-bar position Type V and VI	
Connection Transition Injection quadrupole Standard vacuum chamber	3A65.200.1E 3A81.159.3 4A.024.0 3V03.000.1

Notes

Latest revised drawing will



Beam →

S.S.79

Scale 1:20

78 R

Ion Pump
400 l/s

Ion Pump
400 l/s

79 S

Ion Pump
400 l/s

Full Aperture Kicker

Turbomolecular Pump 900 THP

Ring centre ↓

	Description	Drawing number
Upstream	Standard vacuum chamber Connection	3V03.000.1 2A34.125.2
	Full aperture kicker	2A34.300.0
S.S. Equipment	Bus - bar position Type IX and X	
Downstream	Connection Skew quadrupole + vert. dipole Vacuum chamber	2A34.305.2 4A.025.4 3V03.000.1

Notes

Latest crossed issue is valid :

~~A~~~~B~~~~C~~~~D~~ E F G H I K L M N O P

CERN M.P.S.

Beam →

S.S.80

Scale 1:20

Ion. pump 200 l/s

79 S

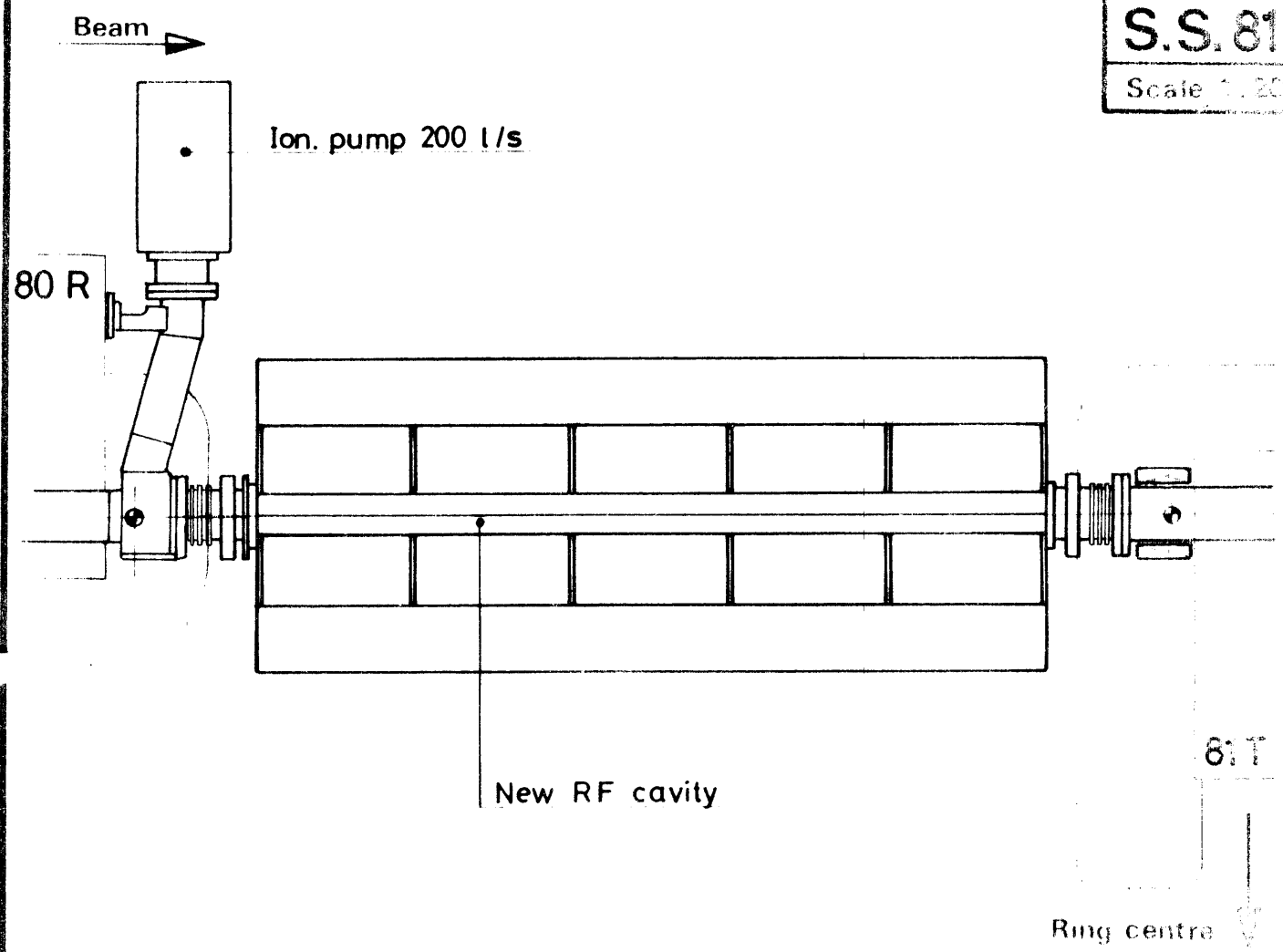
80 R

Vacuum valve

Standard horizontal bumper

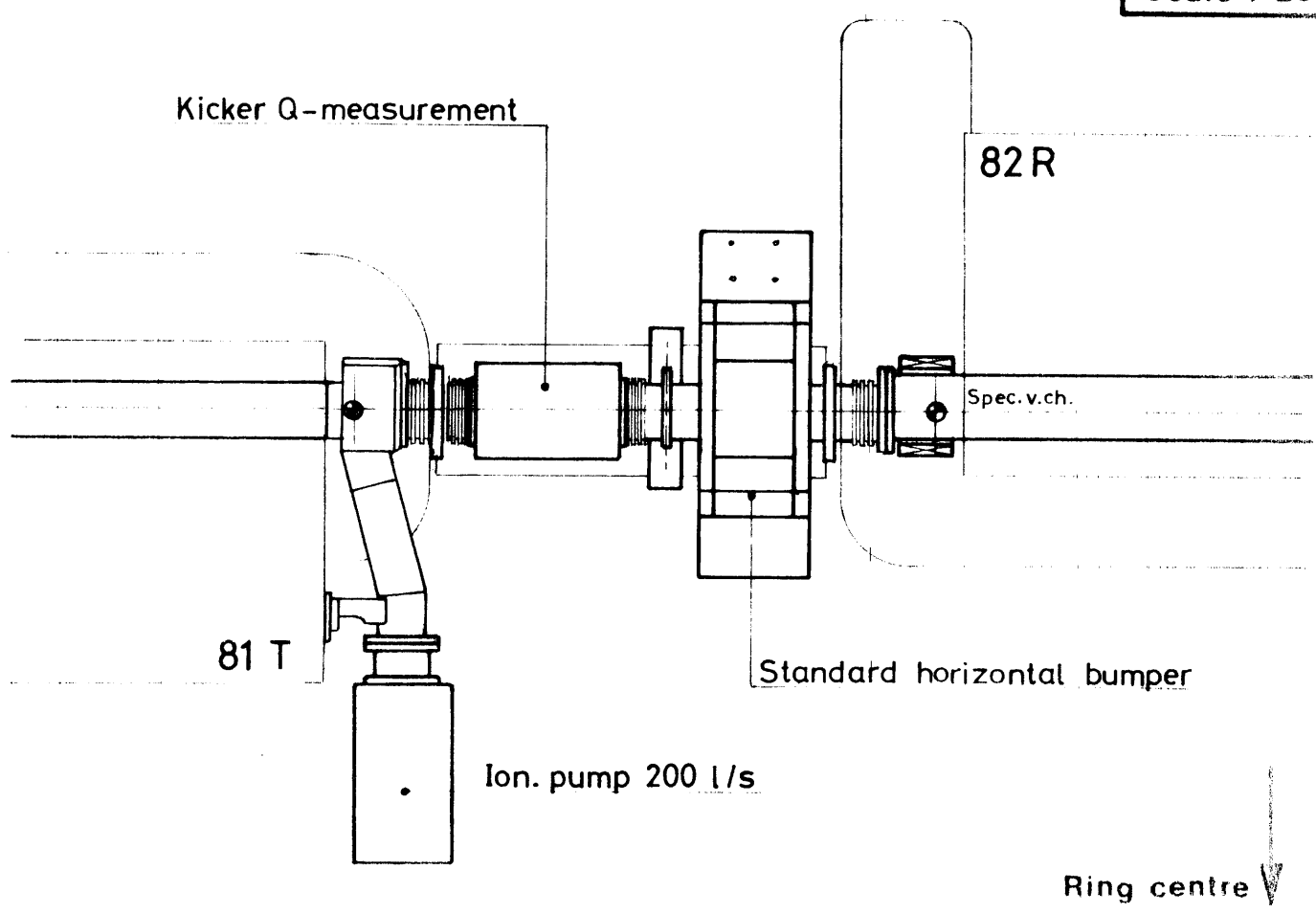
Ring centre ↓

	Description	Drawing number
Upstream	Standard vacuum chamber	3V03.000.1
	Standard compact pick-up Connection	2P02.100.0 A 3A65.100.1E
S.S. Equipment	Standard horizontal bumper Vacuum chamber Standard support Vacuum valve between sectors 8 and 9	4A14.004.0 3A65.732.4 4C08.800.3 + 900.2
	Bus - bar position Type IX and X	
Downstream	Connection Skew quadrupole + vertical dipole Standard vacuum chamber	3A65.200.1C 4A.025.4 3V03.000.1
Notes :	Latest crossed issue is valid : A B C D E F G H I K L M N O P CERN M.P.S.	



	Description	Drawing number
Upstream	Standard vacuum chamber	3W03.000.1
	Connection	3A65.177.3
S.S. Equipment	New RF cavity	3D10.000.0
	Bus - bar position Type III and IV	
Downstream	Connection	3A65.200.10
	Injection quadrupole	4A.024.0
	Standard vacuum chamber	3W03.000.1
Notes	Latest crossed issue is valid : A B C D E F G H I K L M N O P CERN M.P.S.	

Beam →



	Description	Drawing number
Upstream	Standard vacuum chamber	3V03.000.1
	Connection	3A65.100.1F
S.S. Equipment	Kicker for Q-measurement	2G01.000.S 4
	Standard horizontal bumper	4A14.004.0
	Vacuum chamber (céramique)	3A82.300.2C
	Standard support	4A08.300.3 + 010.2
Bus-bar position Type V and VI		
Downstream	Connection	3A65.275.3
	Large injection quadrupole	118.104.1 B
	Vacuum chamber	3V07.000.0

Notes :

Latest crossed issue is valid :

A	B	C	D	E	F	G	H	I	K	L	M	N	O	P
---	---	---	---	---	---	---	---	---	---	---	---	---	---	---

CERN M.P.S.

Beam →

S.S.83

Scale 1:20

Ion. pump 200 l/s

82 R

83 S

Spec. v. ch.

Spec. v. ch.

Ion. pump 400 l/s

Electrostatic septum dipole for ejection

Ring centre

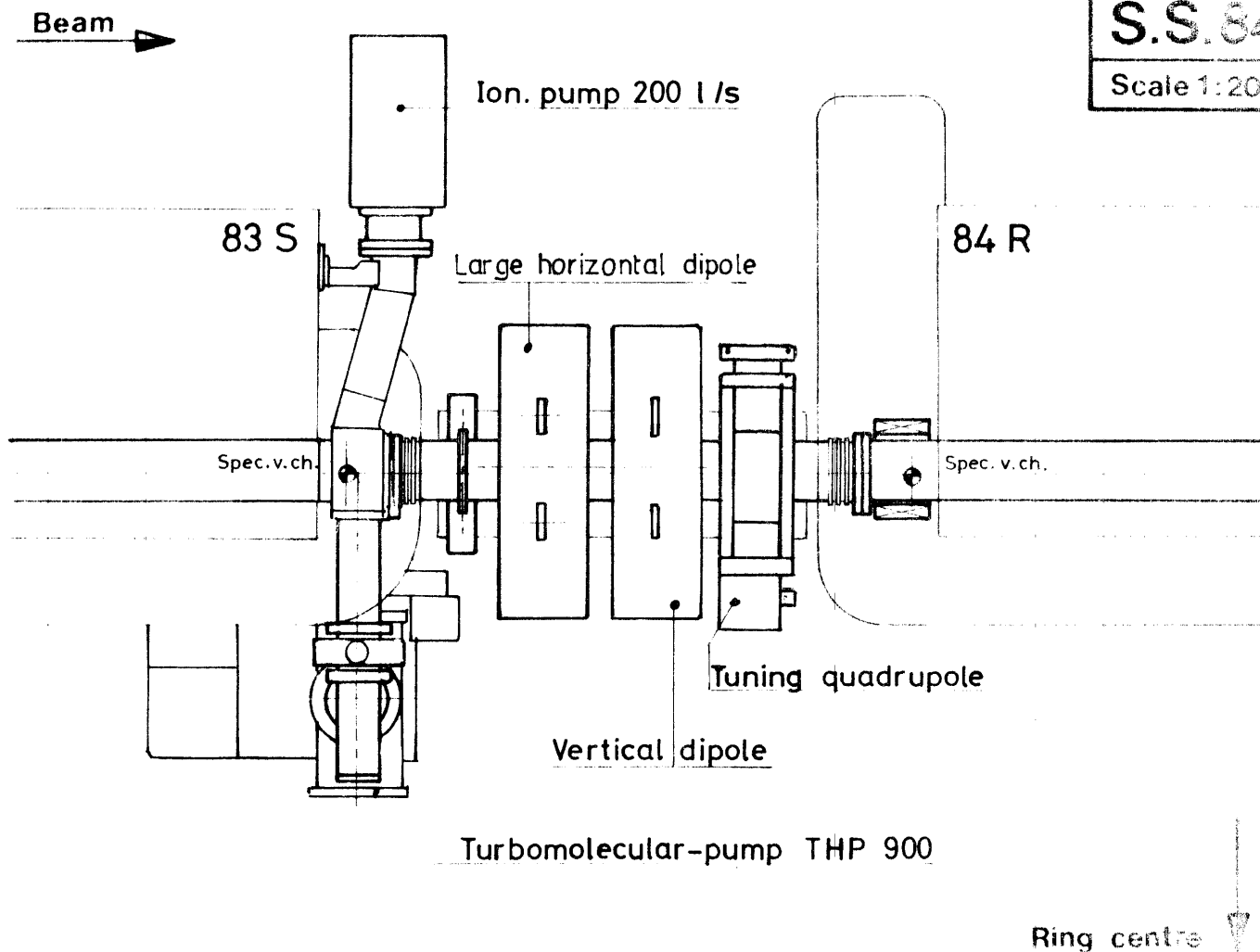
	Description	Drawing number
Upstream	Vacuum chamber	3V07.000.0
	large compact pick-up Connection	2P02.100.2 SEP.5840.2
S.S. Equipment	Electrostatic septum dipole Vacuum ion pump 400 l/s	SEP.6021.0
Downstream	Bus - bar position Type IX and X	
	Connection	SEP.5838.2
	large skewed injection quadrupole Vacuum chamber	20.012.C.0 3V07.000.0

Notes :

Latest crossed issue is valid :

~~A~~ ~~B~~ ~~C~~ D E F G H I K L M N O P

CERN M.P.S.



	Description	Drawing number
Upstream	Vacuum chamber	3V07.000.0
	Connection	3A71.300.2 D
S.S. Equipment	Vertical dipole Tuning quadrupole Vacuum chamber Standard support Large horizontal dipole	64.A41.1 4A14.005.0 3A82.700.4 4C08.800.3 + 900.2 4C06.000.0B
	Bus - bar position Type IX and X	
Downstream	Connection Injection quadrupole large skewed Vacuum chamber	3A71.400.2 D 20.912.0 A 3A82.200.0 A

Notes

Latest crossed issue is valid :

~~A~~~~B~~~~C~~~~D~~~~E~~ F G H I K L M N O P

CERN M.P.S.

Beam 

S.S.85

Scale 1:20

TV screen
84 R

Septum dipole for ejection,
thin septum

Spec. v. ch.

Spec. v. ch.

85 T

Ion. pump 400 l/s

Ion. pump 400 l/s

Ring centre

	Description	Drawing number
Upstream	Vacuum chamber	3721.000.0 A
	Large multipole (thin)	3811.000.0 A
	Connection	3003.500.0
S.S. Equipment	Septum dipole for ejection, thin septum	3001.000.0
	Connection	3A21.000.0
Downstream	Connection	3A21.500.0
	Large multipole (thin) quadrupole	3181.000.0 B
	Vacuum chamber	3003.500.0D

Bus bar position Type I and II

Notes

Latest crossed issue is valid :

A B C D E F G H I K L M N O P

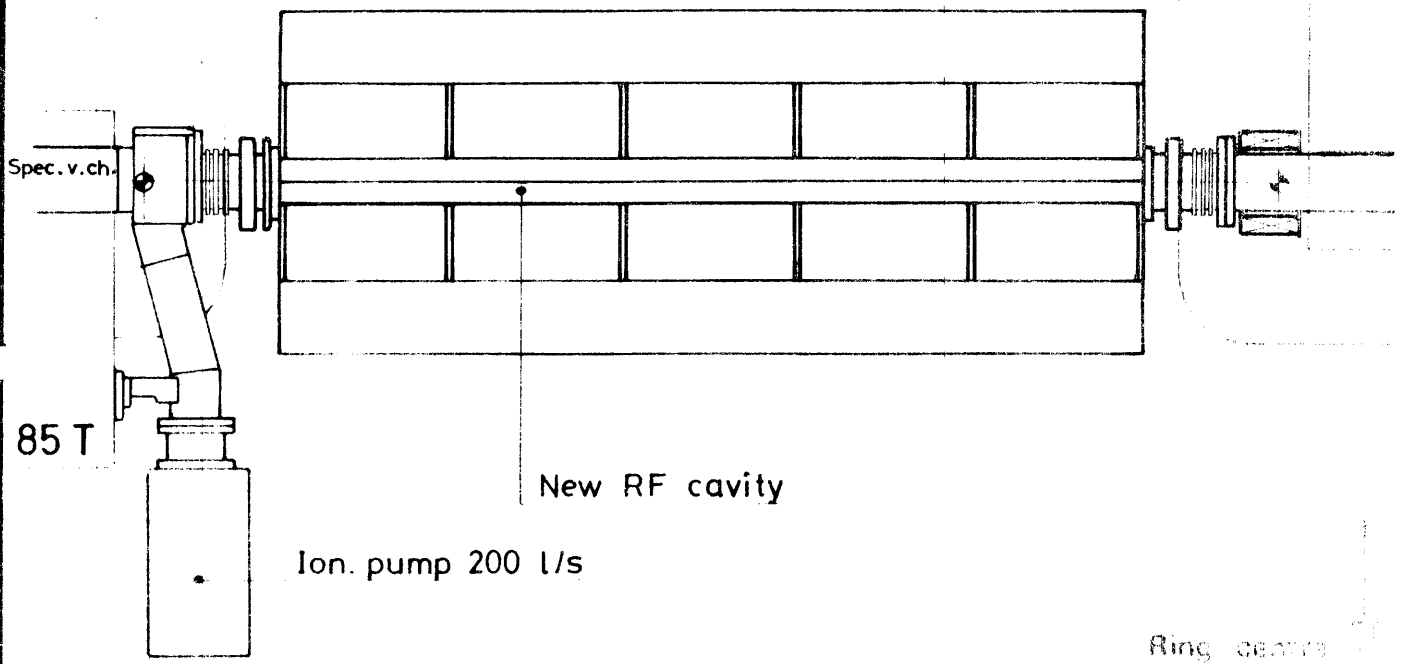
CERN M.P.S.

Beam →

S.S.86

Scale 1:20

86 T



	Description	Drawing number
Upstream	Vacuum chamber	3D04.500.0D
	Connection	3A82.401.2
S.S. Equipment	New RF cavity	2C10.000.0
	Bus - bar position Type VII and VIII	
Downstream	Connection	3A65.200.1C
	Injection quadrupole	3A.024.0
	Standard vacuum chamber	3V03.000.0

Notes :

Latest crossed issue is valid.

A	B	C	D	E	F	G	H	I	K	L	M	N	O	P
---	---	---	---	---	---	---	---	---	---	---	---	---	---	---

CERN M.P.S.

Beam 


S.S.87
Scale 1:20

Ion pump 200 l/s

86 R

87 S

Standard doublet quadrupole
Standard horizontal dipole

Ring centre 

	Description	Drawing number
Upstream	Standard vacuum chamber Standard compact pick up Connection	3W03.000.1 2P02.100.0 A* 3A65.100.1E
S.S. Equipment	Standard doublet quadrupole Tuning quadrupole Vacuum chamber (in cone) Standard support Standard horizontal dipole	4C10.000.0 4C06.000.0B 3A65.765. 4C08.800.1 + 4.000.2 4A14.000.0
Downstream	Connection Skew quadrupole + vertical dipole Standard vacuum chamber	3A65.200.1C 4A1025.1 3W03.000.1
Bus - bar position Type IX and X		

Notes

Latest crossed issue is valid :

A B C D E F G H I K L M N O P

CERN M.P.S.

Beam 

S.S.88


Scale 1:20

Ion. pump 200 l/s

87 S

Standard horizontal bumper
Current transformer

88 U

Ring centre 


	Description	Drawing number
Upstream	Standard vacuum chamber	3V03.000.1
	Pick-up phase control connection	2P02.100.0 A * 3A65.100.1F
S.S. Equipment	Standard horizontal bumper	3A14.004.0
	Vacuum chamber	3A65.757.0
	Standard support	1C08.800.3+900.1
	Current transformer	5424.000.0
	Bus-bar position Type I and II	
Downstream	Connection	3A65.200.1F
	Skew quadrupole + vertical dipole	4A.025.1
	Standard vacuum chamber	3V03.000.1

Notes :

Latest crossed issue is valid :

~~A~~~~B~~~~C~~~~D~~~~E~~ F G H I K L M N O P

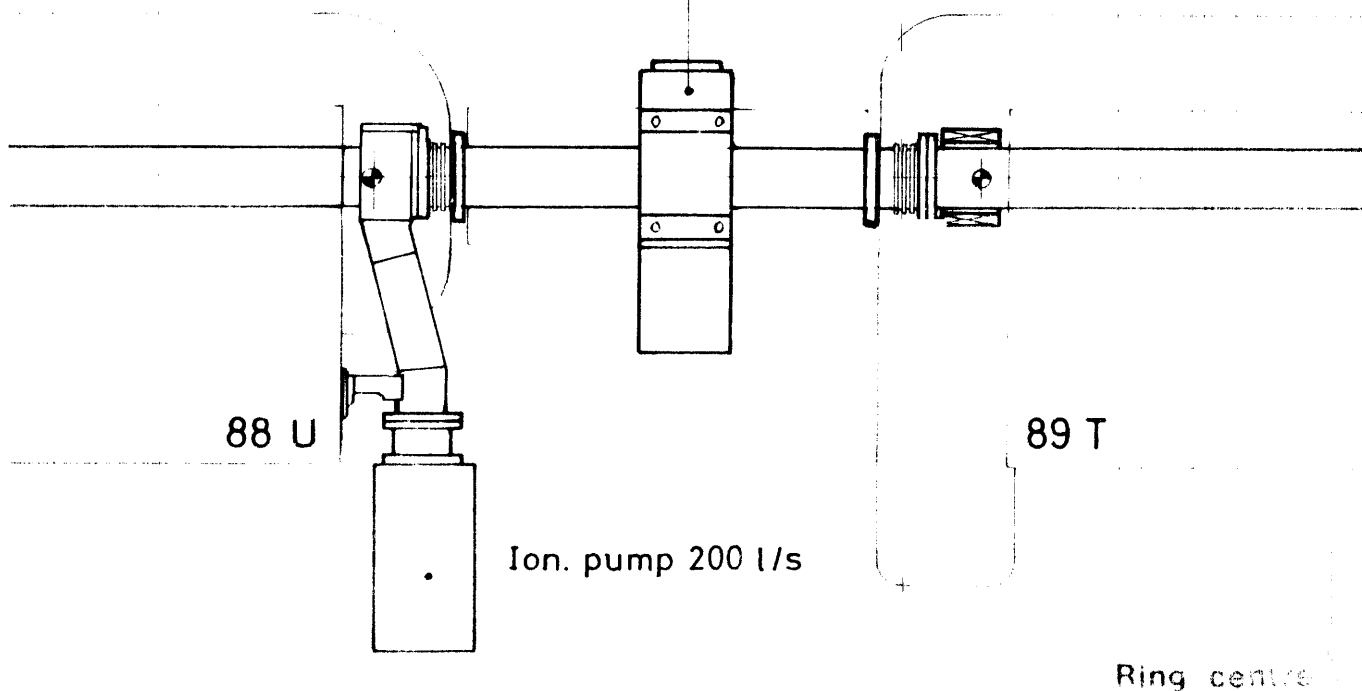
CERN M.P.S.

Beam 

S.S. 89

Scale 1:20

Compact sextupole



	Description	Drawing number
Upstream	Standard vacuum chamber	3V03.000.1
	Connection	3A65.100.1E
S.S. Equipment	Compact sextupole	4C.013.3
	Vacuum chamber Standard support	3A65.733.4 4C08.800.3 + 9001.2
	Bus-bar position Type XI and XII	
Downstream	Connection	3A65.200.1C
	Standard injection quadrupole	4A.024.0
	Standard vacuum chamber	3V03.000.1

Notes :

Latest crossed issue is valid

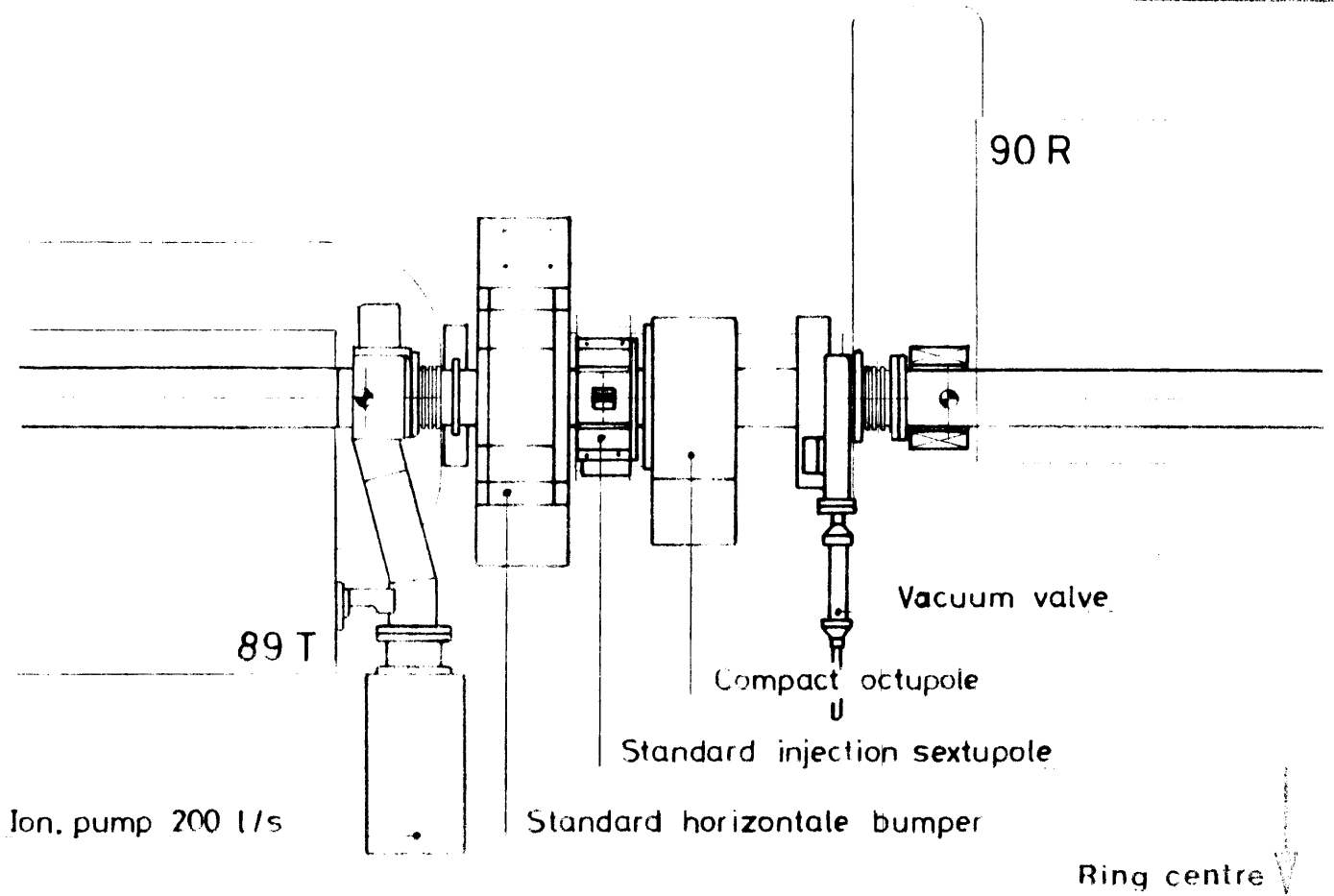
~~A~~~~B~~~~C~~~~D~~~~E~~FGHIKLMNOP

CERN M.P.S.

Beam →

S.S. 90

Scale 1:20



		Description	Drawing number
Upstream		Standard vacuum chamber	W03,000,1
		Standard compact pickup Connection	W07,100,0 A * W07,100,1F
S.S. Equipment		Standard horizontal bumper	5A15,000,0
		Standard injection sextupole	3005,000,1
		Compact octupole	3007,000,0
		Straight section for targets	
		Vacuum chamber (120 x 70)	W65,774,1
		Standard support	W08,800,1 + 900,2
	Vacuum valve between sections 9 and 10		
	Bus bar position Type and 91		
Downstream		Connection	W08,700,1C
		Standard injection quadrupole	3002,000,1
		Standard vacuum chamber	W03,000,1

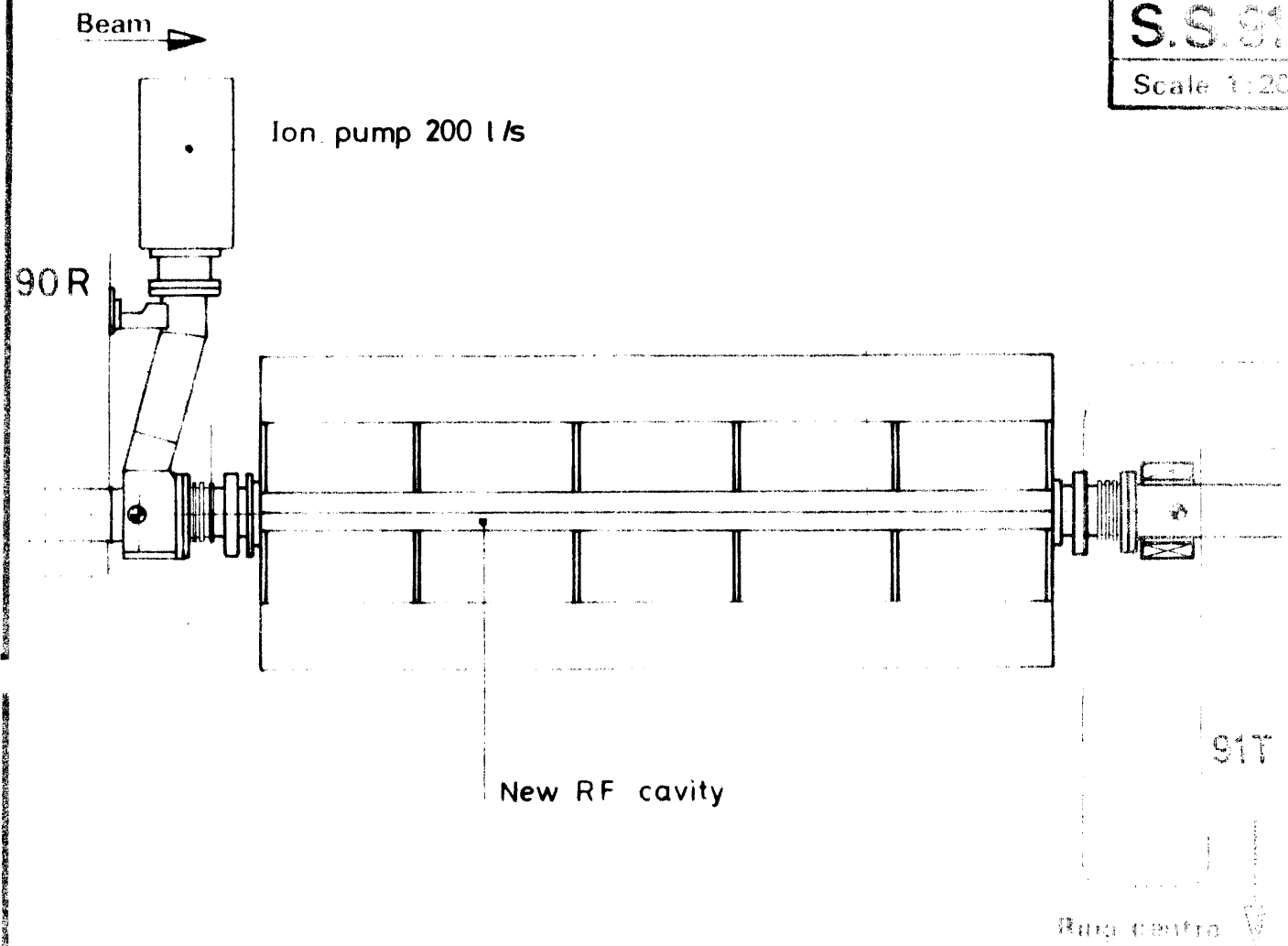
Notes :

Latest crossed issue is valid :

A B C D E F G H I K L M N O P

CERN M.P.S.

S.S. 81
Scale 1:20



	Description	Drawing number
Upstream	High voltage vacuum chamber	WV 1 000, 1
	Component	WV 1 177, 1
Equipment	Low pressure pipe	WV 1 000, 2
	Bus bar position type and	
Downstream	Component	WV 1 000, 10
	Flow multipole corrector double	WV 1 000, 11
	and of low pressure chamber	WV 1 000, 12

Notes

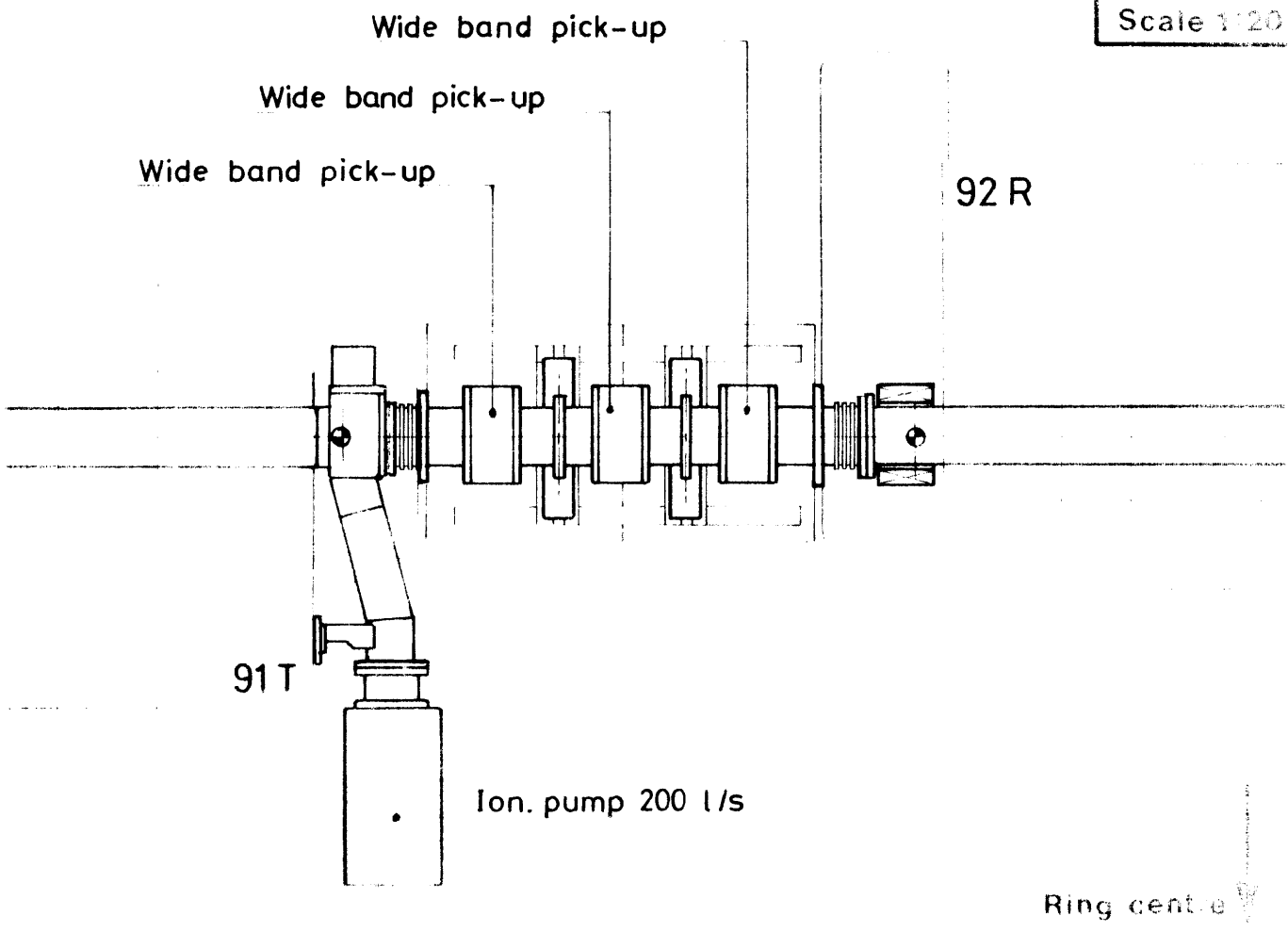
Latest crossed issue is valid:

A	B	C	D	E	F	G	H	I	J	K	L	M	N	O	P
---	---	---	---	---	---	---	---	---	---	---	---	---	---	---	---

CERN M.P.S.

Beam →

S.S. 92
Scale 1:20



	Description	Drawing number
Upstream	Standard vacuum chamber	3201.000.1
	Compact pick-up phase control Connection	3P02.100.0 A * 3A65.100.10
S.S. Equipment	Wide band pick-up station	3A78.000.3
Downstream	Connection	3A65.100.10
	Skew quadrupole + vertical dipole	4A.025.4
	Standard vacuum chamber	3201.000.1A

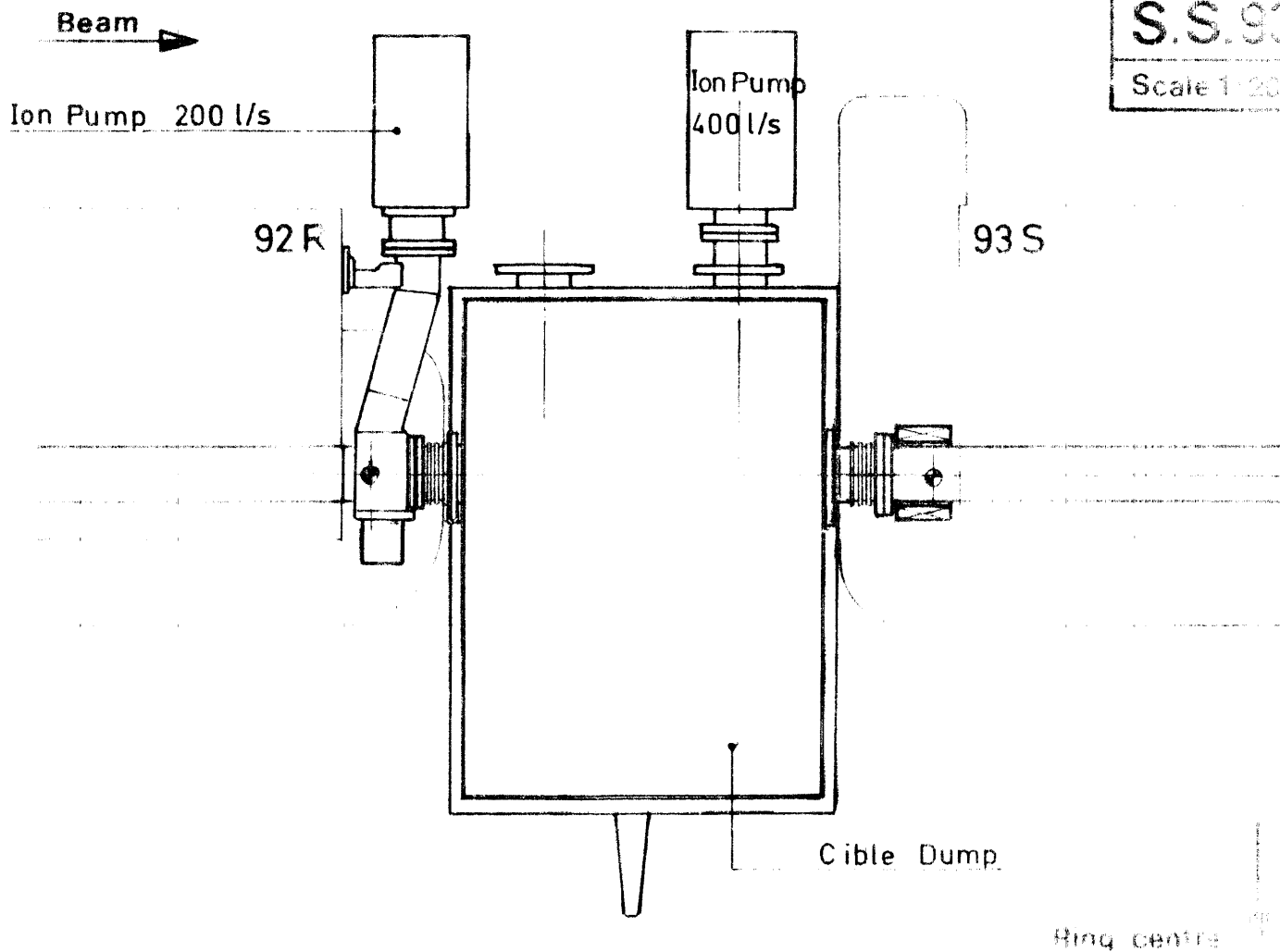
Bus-bar position Type V and VI

Latest crossed issue is valid:
 A B C D E F G H I K L M N O P
CERN M.P.S.

Notes

S.S.93

Scale 1:20



	Description	Drawing number
Upstream	Central vacuum chamber (special)	2001000.0
	Strawman impact pick-up	2001100.0
S.S. Equipment	Cible dump	5B11000.0
	Bus-bar position Type IX and X	
Downstream	Impact quadrupole large size Central vacuum chamber (special)	2001200.0 2001300.0

Notes

Latest crossed issue is valid

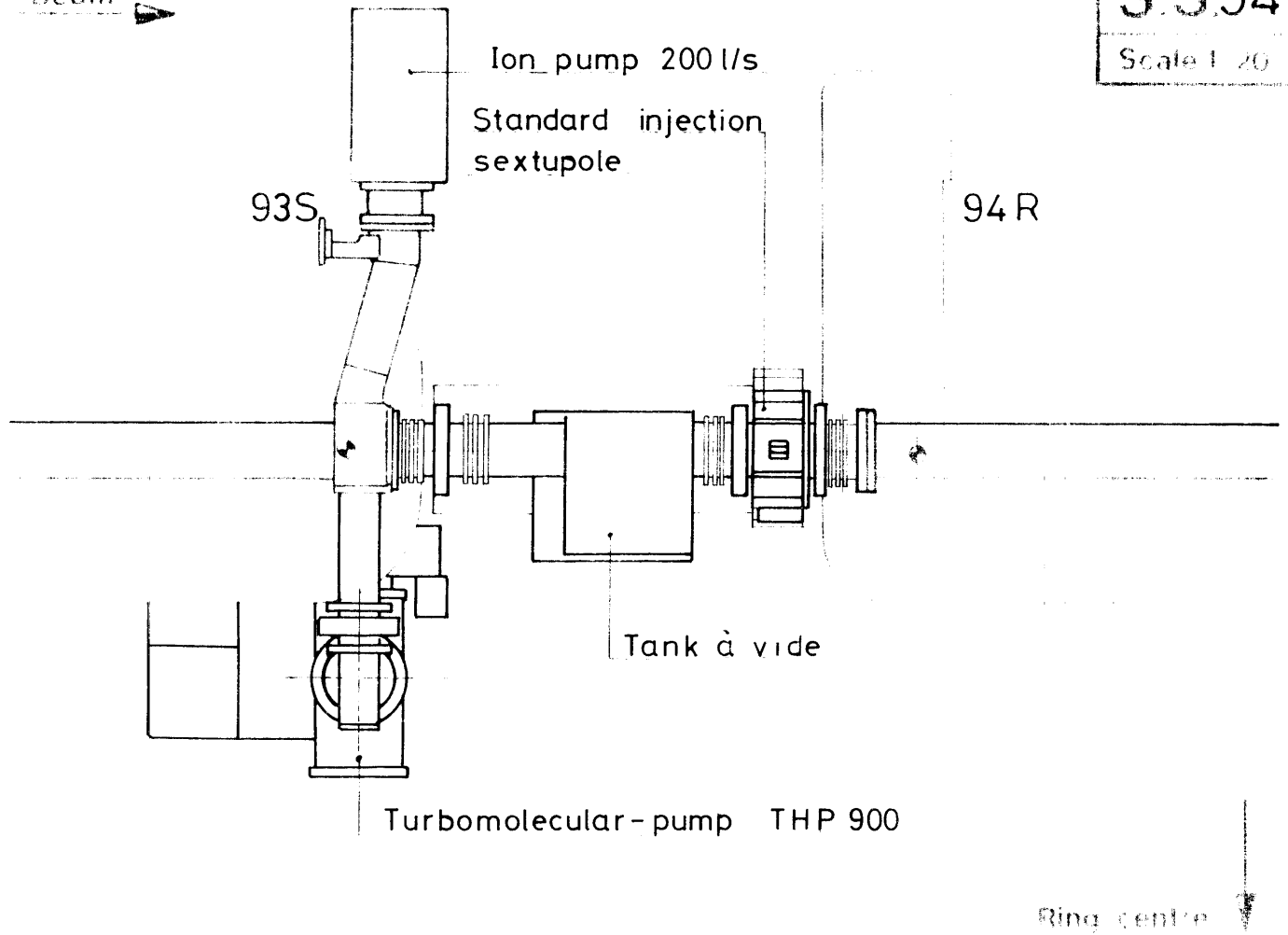
~~A~~~~B~~~~C~~~~D~~~~E~~ F G H I K L M N O P

CERN M.P.S.

Beam \blacktriangledown

S.S.94

Scale 1/20



	Description	Drawing number
Upstream	Standard vacuum chamber (special) Connection	W01.000.1A W05.100.11
	Vacuum tank (Target) Standard injection sextupole Vacuum chamber Standard support	W05.000.10 W05.000.11 W05.000.13 W08.800.11 + 900.12
	Bus-bar position Type IX and X	
Downstream	Connection Slow quadrupole + vertical dipole Standard vacuum chamber	W05.200.10 W05.200.11 W03.000.11

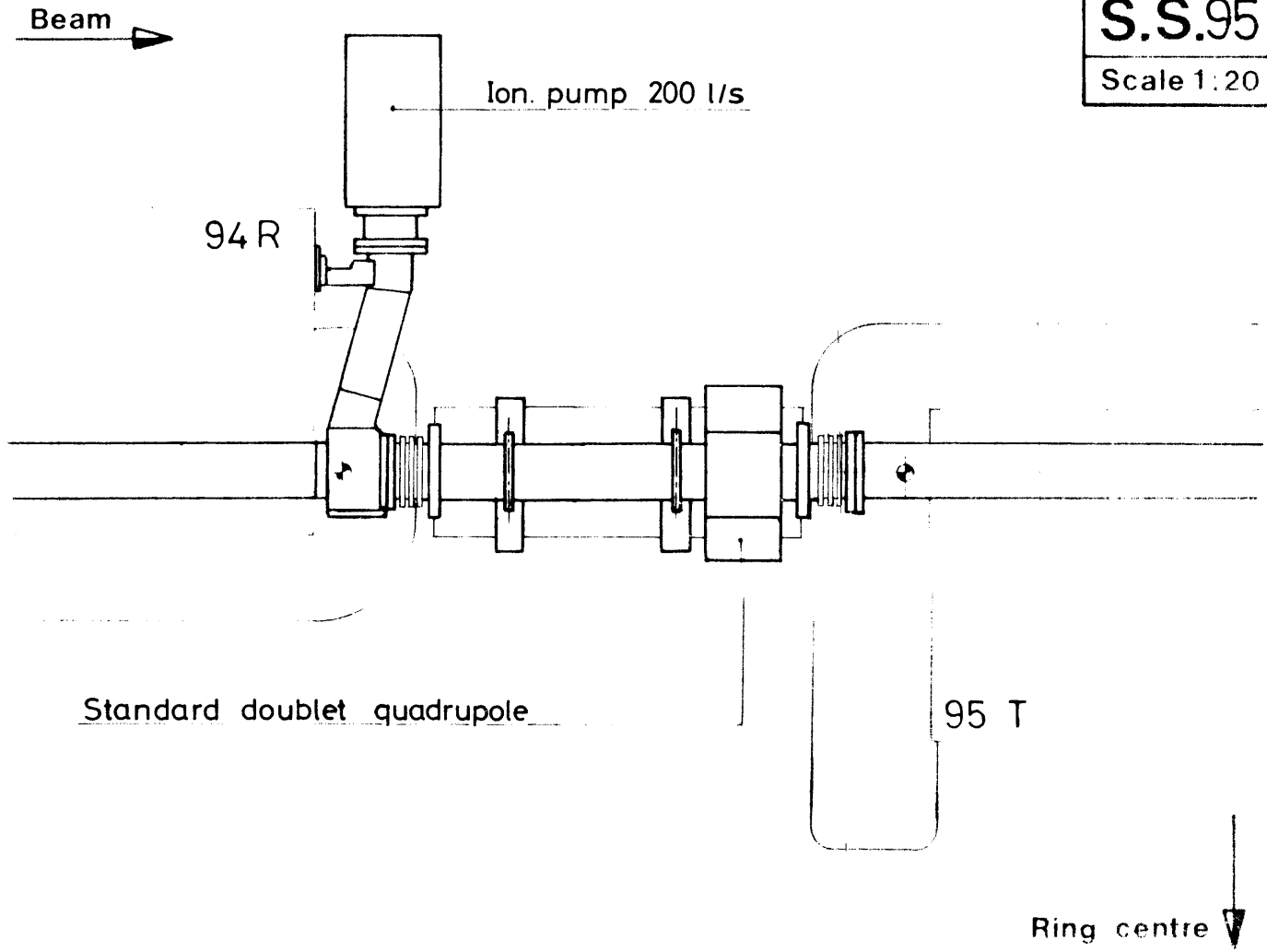
Notes :

Latest crossed issue is date

A	B	C	D	E	F	G	H	I	J	K	L	M	N	O	P
--------------	--------------	--------------	--------------	--------------	---	---	---	---	---	---	---	---	---	---	---

CERN M.P.S.

S.S.95
Scale 1:20



	Description	Drawing number
Upstream	Standard vacuum chamber	3V03.000.1
	Standard compact pick up	2P02.100.0A*
	Connection	3A65.100.1E
S.S. Equipment	Standard doublet quadrupole	4C10.000.0
	Vacuum chamber (inconel)	3A65.765.4
	Standard support	4C08.800.3 + 900.2
	Bus - bar position Type and	
Downstream	Connection	3A65.200.1C
	Injection quadrupole	4A.024.0
	Standard vacuum chamber	3V03.000.1

Notes :

Latest crossed issue is valid

A	B	C	D	E	F	G	H	I	K	L	M	N	O	P
---	---	---	---	---	---	---	---	---	---	---	---	---	---	---

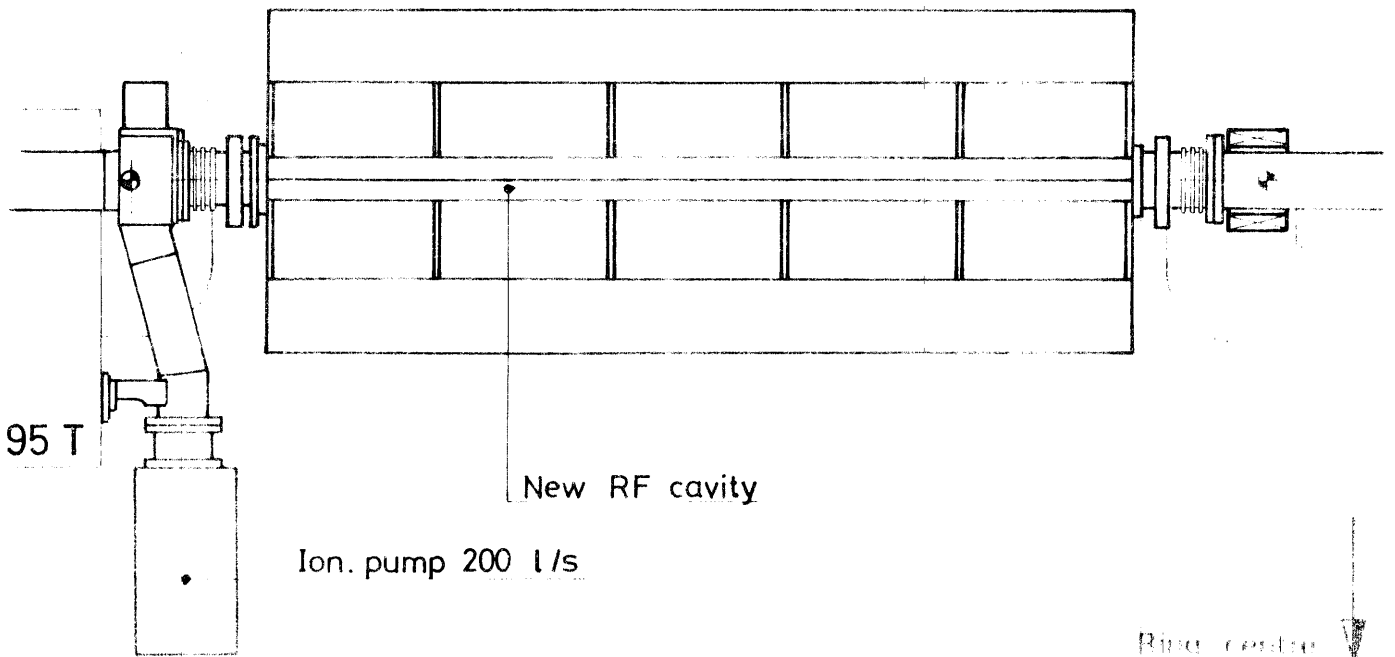
CERN M.P.S.

Beam →

S.S.96

Scale 1/20

96 R



	Description	Drawing number
Upstream	Standard vacuum chamber	3V03.000.1
	Pick-up beam control Connection	2P02.100.0.A 3A65.177.3
S. Equipment	New RF cavity	2C10.000.0
	Bus-bar position Type VII and VIII	
Downstream	Connection	3A65.200.1.C
	Injection quadrupole Standard vacuum chamber	4A.024.0 3W20.000.1

Notes

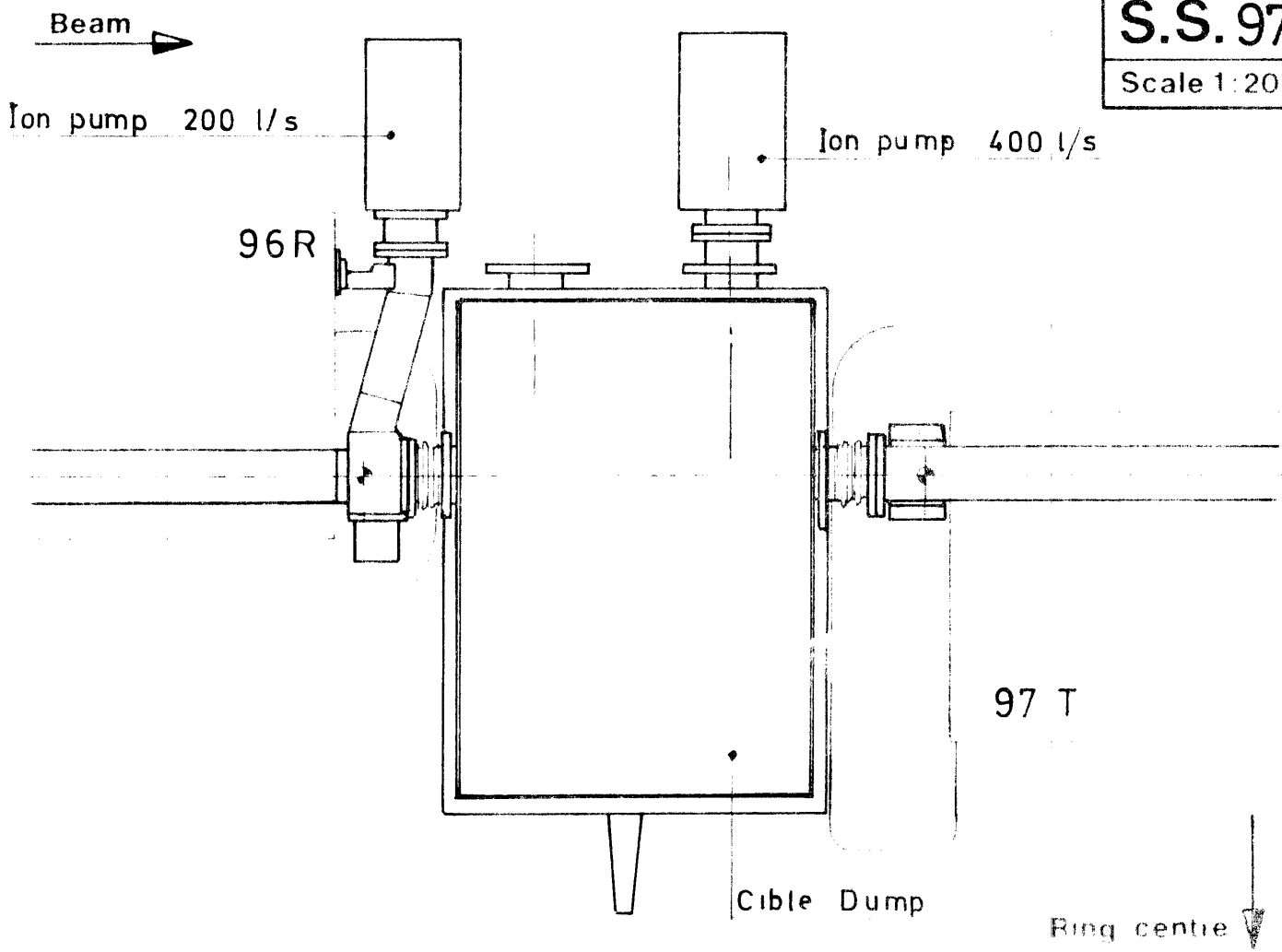
Latest crossed issue is valid.

A B C D E F G H I K L M N O P

CERN M.P.S.

S.S. 97

Scale 1:20



	Description	Drawing number
Upstream	Vacuum chambers	3V20,000,1
	Standard compact pick-up	2P02,100,0A
S.S. Equipment	Cible dump	5B11,000,0
	Bus-bar position Type I and II	
Downstream	Injection quadrupole large skew	2Q,012,10
	vacuum chamber	3V20,000,1

Notes :

Latest crossed issue is valid.

A B C D E F G H I K L M N O P

CERN M.P.S.

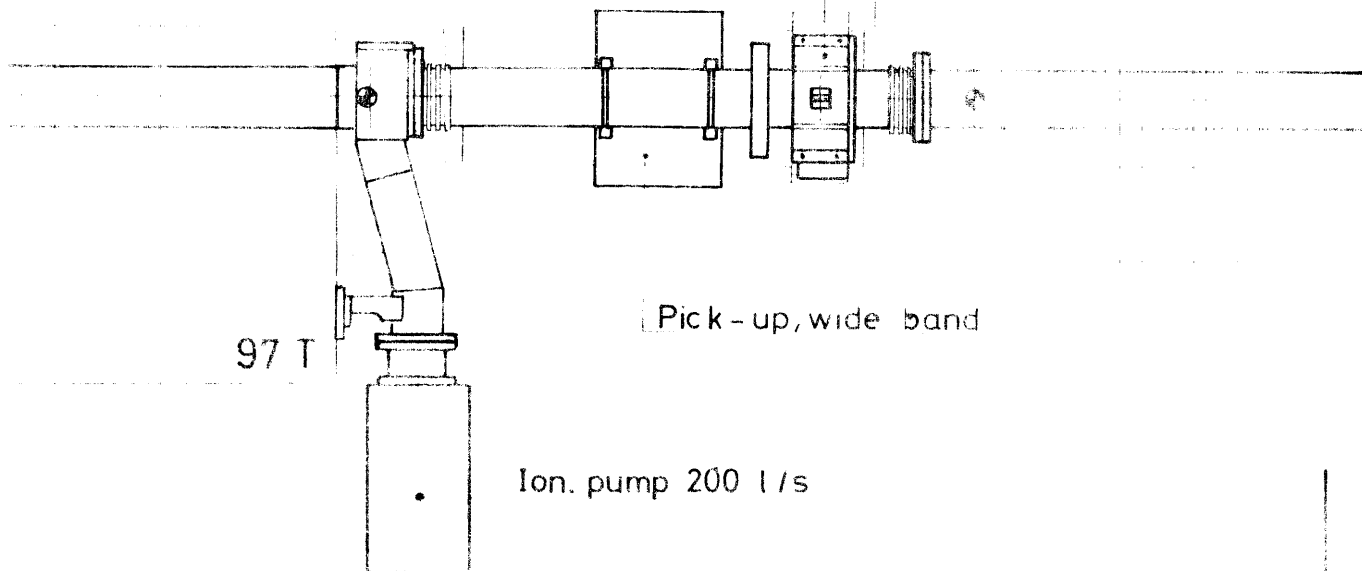
Beam →

S.S. 98

Scale 1:20

Standard injection sextupole

98 R



Beam centre ↓

	Description	Drawing number
Upstream	Standard vacuum chamber	00000001
	Connection	00000002
S.S. equipment	Pick-up, large band	00000003
	Standard injection sextupole Standard support	00000004 00000005
	Bus-bar position Type α and β	
Downstream	Connection	00000006
	Skew quadrupole + vertical dipole Standard vacuum chamber	00000007 00000008

Notes

Latest crossed issue is valid:

~~00000001~~ | ~~00000002~~ | ~~00000003~~ | ~~00000004~~ | ~~00000005~~ | ~~00000006~~ | ~~00000007~~ | ~~00000008~~
CERN M.P.S.

Beam



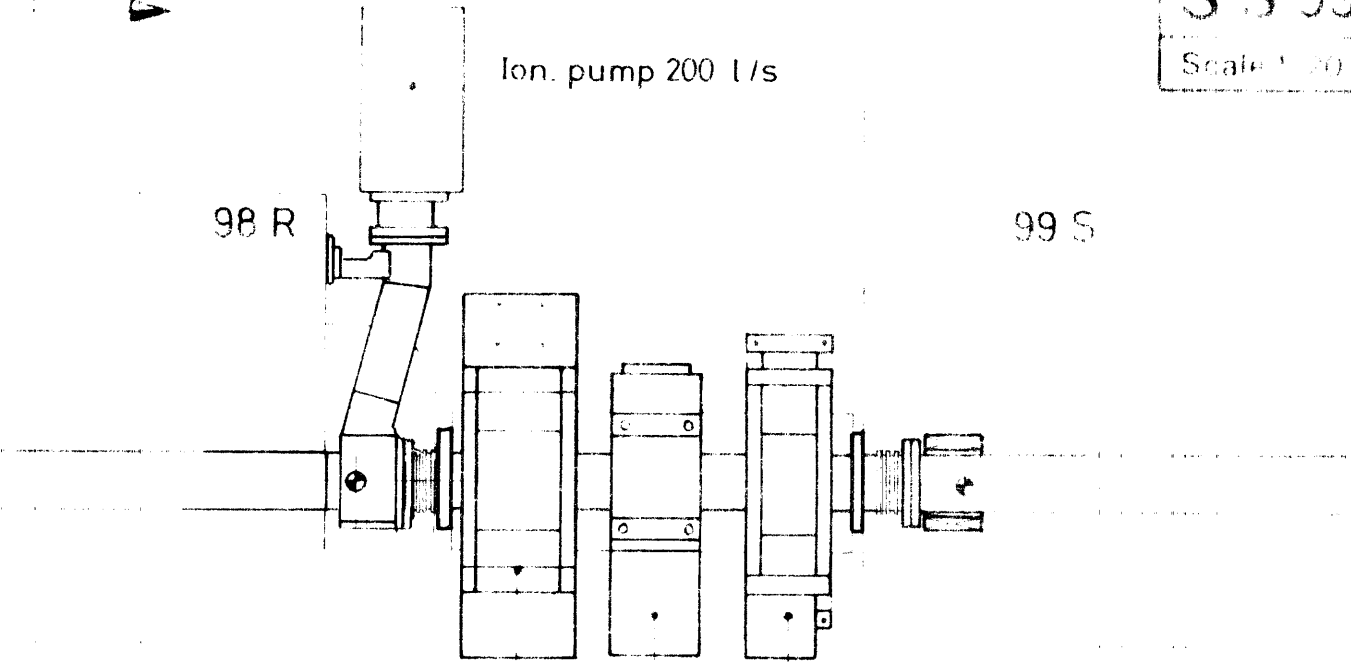
S S 99

Scale 1:20

Ion. pump 200 l/s

98 R

99 S



Side triplet quadrupole

Standard horizontal dipole

Compact sextupole

Ring centre




	Description	Drawing number
Upstream	Standard horizontal dipole	98 R
S.S. equipment	Compact sextupole	99 S
	Side triplet quadrupole	99 S
	Ion pump	98 R
	Support	98 R
	Bus bar position Type and	
Downstream	Standard horizontal dipole	99 S

Notes

Latest crossed drawing

APPROVED
CERN M.P.S.

Beam 

S.S.100

Scale 1:20

Ion. pump 200 l/s

99 S

100 R

Tuning quadrupole

Compact sextupole

Compact octupole

Vacuum valve

Ring centre 

	Description	Drawing number
Upstream	Standard vacuum chamber	WV2.000.1
	Standard compact pickup connection	002.1000.1 WV2.000.1E
S.S. Equipment	Tuning quadrupole Compact sextupole Compact octupole Vacuum chamber Standard support	4C06.000.0B 4C015.3 4C07.000.0 3A65.732.4 1009.800.3 + 1007.000.1
	Bus - bar position Type IX and X	
Downstream	Connection Standard injection quadrupole 30 mm chamber	AV3.000.1C WV03.000.1 3W03.000.1

Notes :

Latest crossed issue is valid

A B C D E F G H I K L M N P Q

CERN M.P.S.