

CERN-TH/95-190
hep-ph/9507353

PHENOMENOLOGY OF QUARKONIUM PRODUCTION IN HADRONIC COLLISIONS ¹

Michelangelo L. MANGANO ²

CERN, TH Division, Geneva, Switzerland

Abstract

We review recent progress made in the theory of quarkonium production in hadronic collisions.

CERN-TH/95-190
July 1995

¹To appear in the Proceedings of the Xth Topical Workshop on Proton–Antiproton Collider Physics, Batavia, IL, USA, May 1995.

²On leave of absence from INFN, Pisa, Italy

1 Introduction

The production of quarkonium states in high energy processes has recently attracted a lot of theoretical and experimental interest. The detection of J/ψ 's plays a fundamental role in the study of B physics, because some of the most interesting final states of B decays do contain a J/ψ . It is therefore important to have a good understanding of all other possible sources of J/ψ 's, in particular the direct production. Furthermore, the large production cross sections and the relative ease with which J/ψ 's can be triggered on even at small values of transverse momentum, make their observation a powerful tool to study hard phenomena in regions of small x , which are otherwise inaccessible with the standard hard probes (jets and vector bosons) used in high energy hadronic collisions. Since we expect J/ψ 's to be mostly produced via gluon-gluon fusion, if a solid theory existed it could be used to get the best and most direct measurements of the gluon density of the proton at small x . The data are there, plentiful!

Production models have existed for several years (see ref. [1] for a comprehensive review and references). However, it is only with the advent of the wealth of data from the high energy hadronic colliders [2–6] that significant tests of the theory have become possible, thanks to the big lever arm in CM energy relative to the fixed-target experiments, and thanks to the wide range in transverse momenta that can now be probed. The comparison of these data with the models available up to a couple of years ago has shown dramatic discrepancies, the most striking one (theory predicting a factor of 50 fewer prompt ψ' than measured by CDF [4, 7]) having become known as the “CDF anomaly”.

Attempts to explain the features of these data have led in the past couple of years to a much deeper theoretical understanding of the mechanisms of quarkonium production. None of these developments would have been possible without the significant achievements of the experiments, to which most of the credit should go. In this review I summarize the evolution of the theoretical models towards what we can consider today as the seed of a theory of quarkonium production based on QCD. I will not have time to cover, however, the series of papers [8] that proposed the existence of new exotic charmonium states to resolve the conflict between data and theory.

The language I use is inspired by a space-time picture of the production process, and in my view should appeal to the generic reader for its simplicity. It should be kept in mind, however, that most of the qualitative statements that will be made can be rephrased in more rigorous terms, as discussed in the references that will be quoted.

2 Quarkonium Production for Pedestrians

Production of quarkonium represents a challenging theoretical problem, as it requires some understanding of the non-perturbative dynamics responsible for the formation of the bound state. The problem could be made easier by assuming the existence of some factorization theorem that allows the separation of the dynamics of the production of the heavy quark pair from its evolution into a bound state. The reason why this assumption

would make things simpler is that we could, in the presence of factorization, parametrize the non-perturbative part in a universal fashion in terms of a limited set of parameters: having been determined once (for example by fitting some set of data), these can then be used to perform predictions. The assumption of factorization is reasonable, since the time scales associated to the two phenomena are significantly different: in the production of the quark pair, the relevant time scale is the inverse of the mass of the heavy quark, or of its transverse momentum in the case of high- p_T production. In the formation of the bound state, the important time scale is of the order of the inverse of the quarkonium binding energy, *i.e.* something of the order of $1/\Lambda_{QCD}$. Therefore, by the time the bound state starts forming, the memory of what the source of the heavy quark pair was has been lost. However, the quarkonium state has well defined quantum numbers, and one might suspect that only heavy quark pairs *prepared* by the hard process in specific states have a chance to eventually evolve into a given bound state. Selection rules could therefore prevent the loss of memory, and spoil factorization.

Determining to which extent, and in which precise form, factorization holds, is therefore the primary challenge that we are faced with when formulating a production model. I will now shortly describe the two most popular models which have been proposed in the past, the so-called “colour evaporation” (CEM, [9]) and “colour singlet” (CSM, [10]) models. They are based on orthogonal assumptions about the validity of factorization and, needless to say, lead to significantly different predictions. In a later section, I will show how these models evolved in the recent past into a more sophisticated approach, developed within QCD, which can apparently explain the main features of the data currently available.

2.1 Colour Evaporation

In the colour evaporation (also known as local-duality) approach, factorization is assumed to hold strictly. Differential distributions for the production of a given quarkonium state H are assumed to be proportional to the production rate of a pair of heavy quarks with invariant mass in the range $2m_Q < m_{Q\bar{Q}} < 2m_D$:

$$\frac{d\sigma(H)}{dX} = A_H \int_{2m_Q}^{2m_D} dm_{Q\bar{Q}} \frac{d^2\sigma(Q, \bar{Q})}{dm_{Q\bar{Q}}dX}. \quad (1)$$

Here Q is the heavy quark that forms the bound state, m_Q is its mass and m_D is the mass of the lightest meson carrying open flavour Q , *i.e.* the D meson in the case of charm, or the B meson in the case of bottom; $m_{Q\bar{Q}}$ is the invariant mass of the produced heavy quark pair. The justification of this model stems from the assumption that only quark pairs below the threshold for production of open flavour can possibly bind into a quarkonium state, and that provided the quark pair has mass below this threshold, the correct quantum numbers for H will be recovered via non-perturbative emission (*evaporation*) of very soft gluons. The constant A_H , with $A_H < 1$, depends on the state H we are interested in, but is otherwise independent of the p_T of H , and of the nature of beam and target. Therefore, while the model cannot estimate absolute cross sections, it however predicts their p_T and

\sqrt{s} dependence and it predicts ratios of production rates and distributions of different states to be a constant.

As an example, consider production at large p_T : in this case the dominant mechanism for the production of heavy quark pairs with invariant mass close to threshold is the splitting of a high- p_T gluon: $g \rightarrow Q\bar{Q}$. The probability for this splitting to take place can be calculated in leading order (LO) QCD as:

$$\frac{d\text{Prob}}{dm_{Q\bar{Q}}^2} = \frac{\alpha_s}{6\pi} \frac{1}{m_{Q\bar{Q}}^2}, \quad (2)$$

and therefore:

$$\begin{aligned} \frac{d\sigma(H)}{dp_T^H} &= A_H \int_{2m_Q}^{2m_D} dm_{Q\bar{Q}}^2 \left(\frac{d\sigma(g)}{dp_T^H} \right) \frac{\alpha_s}{6\pi} \frac{1}{m_{Q\bar{Q}}^2} \\ &= A_H \frac{\alpha_s}{3\pi} \left(\frac{d\sigma(g)}{dp_T^H} \right) \log \left(\frac{m_D}{m_Q} \right) = A_H \frac{\alpha_s}{3\pi} \left(\frac{d\sigma(g)}{dp_T^H} \right) \frac{2\epsilon}{m_H}, \end{aligned} \quad (3)$$

where we defined $\epsilon = m_D - m_Q \ll m_H$.

Attempts can be made to estimate what the relative values of A_H for different states H should be. For example, one could naively assume that a quark pair will evolve with a fixed probability into the closest state H with mass $m_H < m_{Q\bar{Q}}$. In this case,

$$d\sigma(H) \propto (2J+1) \frac{\epsilon_H}{m_H}, \quad (4)$$

where ϵ_H is the mass splitting between adjacent states. In the case of charmonium, we would have for example $m_\chi - m_\psi \sim 300$ MeV, $m_{\psi'} - m_\chi \sim 200$ MeV, $2m_D - m_{\psi'} \sim 100$ MeV, so that:

$$\frac{\sigma(\psi')}{\sigma(\psi)} \sim 1/3 \quad (5)$$

$$\frac{\sigma(\chi_J)}{\sigma(\chi_{J'})} \sim \frac{2J+1}{2J'+1} \quad (6)$$

$$\sum_J \sigma(\chi_J) \times BR(\chi_J \rightarrow \psi) / \sigma(\psi) \sim 0.3. \quad (7)$$

It is interesting to compare these naive predictions with data. From the publications of E705 [11] (300 GeV beams of pions or protons on nuclei), the following ratios can be extracted:

$$\frac{\sigma(\psi')}{\sigma(\psi)} \sim 0.25 \quad (8)$$

$$\sum_J \sigma(\chi_J) \times BR(\chi_J \rightarrow \psi) / \sigma(\psi) \sim 0.6 \quad (9)$$

The first result is also consistent with data from E789 [12], if the fraction of J/ψ 's from χ decays is assumed to be of the order of 0.3.

Results presented by D0 at this Conference indicate a fraction of J/ψ 's from χ 's of approximately 0.4, however with a strong p_T dependence. Likewise, CDF reported a value for this fraction of approximately 0.3, again with some p_T dependence. CDF also measured the fraction of χ_1 production relative to the total of $\chi_1 + \chi_2$, of the order of 0.5. All of these numbers come quite close to the naive expectations given in eqs. (5)–(7). The measurement of the total cross sections for Υ production by CDF [6] has also been shown to be consistent with the \sqrt{s} dependence predicted by the colour evaporation model [13].

Therefore, while not completely satisfactory and not a real theory, it is clear that the colour evaporation model presents some features of universality that are consistent with the observed data, and that should therefore be maintained by the final theory, however complicated this might be.

2.2 The Colour Singlet Model

The colour singlet model [10], at least in its early formulation, emphasizes more the constraints imposed by the colour and spin selection rules. In the CSM, one projects the amplitude for the production of a heavy quark pair directly onto a state which has the right quantum numbers to form a given quarkonium state. This projection singles out only the right combinations of colour and spin required, and allows the absorption all the non-perturbative physics of the confinement into a single parameter, namely the value of the wave function (or derivatives thereof) of the quarkonium state at the origin.

For example, in the case of 3S_1 production this can be achieved by evaluating the following expression [10]:

$$M(\psi(P)) = \frac{R(0)}{\sqrt{16\pi m}} \frac{\delta_{ij}}{3} \epsilon_\mu(P) \text{Tr}[\mathcal{O}^{ij} \gamma^\mu (\not{P} + m)] \quad (10)$$

where $M(\psi)$ is the matrix element for the production of a 3S_1 state of momentum P and mass m , ϵ_μ is its polarization vector, $R(0)$ is the wave function at the origin, and \mathcal{O}^{ij} is the matrix element for the production of the heavy flavour pair (i and j being the colour indices of quark and antiquark), with the constraint that the relative momentum between the two quarks be 0. Similar projection operators can be evaluated for any $^{2S+1}L_J$ state [10], and convoluted with heavy quark production matrix elements calculable in QCD. Absolute predictions can therefore be made for the production rates, once we introduce the values of the wave functions that can be extracted from potential models or directly from the data on quarkonium decay widths.

In the case of hadronic collisions, and at the leading order in α_s , namely α_s^3 , it is easy to show that the only diagrams that are relevant for the production of a 3S_1 state are those shown in Fig 1a. At large transverse momentum, a simple kinematical analysis of the momentum flow in the two internal quark propagators shows that they are off-shell by approximately $q^2 = -(4m_Q^2 + p_T^2)$. As a result, the square of the matrix element will behave at large p_T like $1/p_T^8$. This is a much steeper fall than that of standard hard

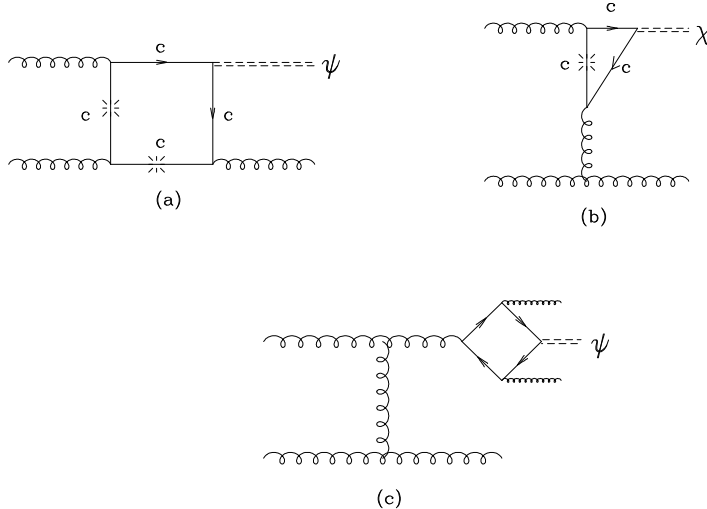


Figure 1: Sample graphs contributing to quarkonium production in the colour singlet model. (a): Leading order 3S_1 . (b): Leading order 3P_J . (c): Fragmentation graph for 3S_1 . The propagators crossed with a star are those with $q^2 \sim -p_T^2$.

processes, such as jet production, where the behaviour is that typical of a gluon or quark exchange, *i.e.* $1/p_T^4$. A similar analysis can be done in the case of large- p_T production of χ states, which is dominated by diagrams like the one shown in Fig 1b. Here helicity conservation at the triple gluon vertex causes the internal gluon propagator to behave like $1/p_T$, and the total amplitude squared is therefore only suppressed by a factor of $1/p_T^6$. Therefore the p_T distributions of J/ψ and χ as predicted at the LO by the CSM are totally different, contrary to what is assumed in the CEM.

Such a steep p_T dependence has been proved to be inconsistent with the Tevatron data, where the accessible range of p_T is very large [4]. Aside from the technical details of how this behaviour arises from the diagrams, there is a simple reason why the CSM predicts such a strong suppression of high- p_T quarkonium production at LO. In the CSM, one forces the heavy quark pair to be in the right state already at time scales significantly earlier than the time at which the formation of the bound state starts. This requirement produces a strong penalization in rate, which becomes more and more severe at higher p_T . In fact at large p_T the time available for the pair to organize itself into a state with the right quantum numbers becomes shorter, and we pretend that it holds together, with nothing happening to it which could change its state, until the exchange of Coulomb gluons takes over and binds it. This phenomenon manifests itself with a strong form-factor-like suppression of the production at large p_T , typical of such exclusive processes. Since the probability that the quark pair can be found in the right state depends directly

on the details of the hard process which produced the pair, it should come as no surprise that no universal factorization applies in this case, and that the p_T slopes of J/ψ and χ differ.

It is possible [14] to incorporate within the CSM the effect of longer time scales by considering higher-order contributions in perturbation theory (PT). For example, one could consider production of the heavy quark pair from gluon splitting at large p_T (as in the case of the CEM), and describe the *perturbative* evolution of this pair into a colour singlet state with the right quantum numbers via gluon emission. The gluon virtuality before its splitting is of the order of the quarkonium mass, and the time available for the quark pair to evolve into the right state is larger than for the LO process. Since we allow for the emission of gluons after the creation of the pair, the process is no longer exclusive, but rather an inclusive fragmentation process, and the form factor suppression is avoided. In the case of J/ψ production, diagrams which contribute to the production via fragmentation first appear at $\mathcal{O}(\alpha_s^5)$ in PT (see fig. 1c). They are therefore suppressed by a factor α_s^2 relative to the LO contributions. However, their p_T behaviour is governed by the exchange of the gluon in the t -channel, and is therefore given by $1/p_T^4$. The ratio of fragmentation over LO cross sections is then of order $(\alpha_s p_T^2/m_{Q\bar{Q}}^2)^2$. This becomes larger than 1 as soon as p_T is larger than few times the quarkonium mass, namely in the region where the Tevatron data come from.

The lesson to be learned is that in the case of quarkonium production, naive α_s power counting does not establish by itself the correct perturbative expansion, in spite of the smallness of α_s . In fact, it turns out that the leading-order terms in α_s represent contributions that should be considered as *higher-twist* corrections.

The inclusion of fragmentation contributions bridges the gap between the two extreme philosophies of the CEM and of the CSM: in the fragmentation approach, factorization is achieved via the separation between the production of a hard (but almost on-shell, relative to the global Q^2 of the hard process) gluon and the evolution of this gluon into a given quarkonium state. This evolution is described by universal, although state-dependent, fragmentation functions, which replace the simple-minded overall constant A_H introduced in the CEM.

Fragmentation functions for all states of interest have been calculated over the past couple of years [14, 15], and have been used for phenomenological studies [16]. In the case of χ production, the theoretical calculations agree with the available data, as shown in fig. 2 [17]. In the case of the 3S_1 states, however, the discrepancy in overall normalization is striking, although the p_T distribution fits the data well (see dotted and dashed curves in fig. 3). The conclusion is that while fragmentation contributions are fundamental to produce the right p_T dependence, and are sufficient to correctly predict the absolute normalization of the χ cross section, there must be additional contributions to explain the abundance of ψ' produced.

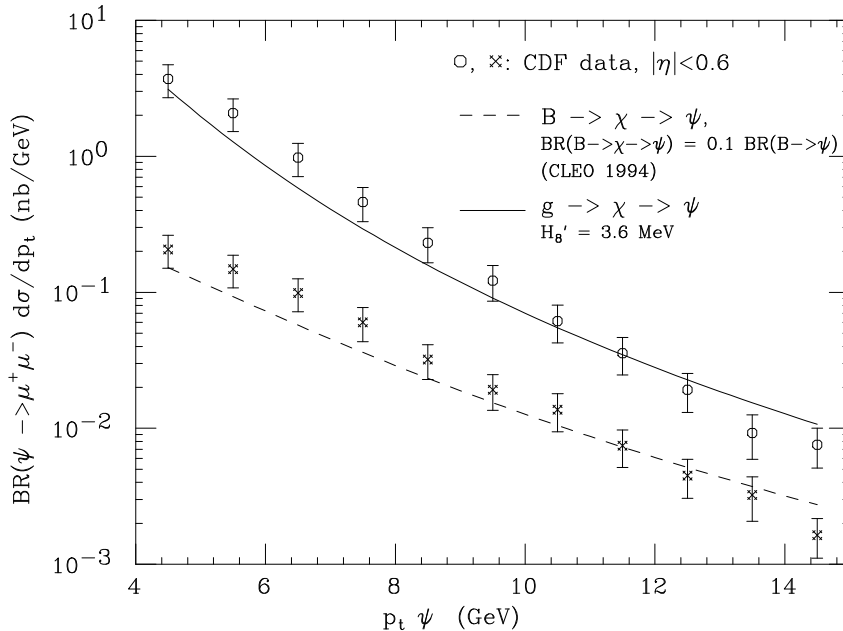


Figure 2: Inclusive p_T distribution of ψ 's from χ_c production and decay. Upper curves and data points correspond to the prompt component. Lower ones correspond to the b decay contribution. CDF data versus theory. The b contributions were evaluated using the NLO matrix elements inclusive b production [18] and the CLEO measurements of $BR(b \rightarrow \chi)$ [19].

2.3 The Colour Octet Mechanism

In order to understand the possible origin of these residual discrepancies, one has to look more closely into the structure of the fragmentation process within the CSM. In the case of fragmentation into a 3S_1 state, the transition of a gluon into the $J^{PC} = 1^{+-}$ state and only one gluon is forbidden. Therefore emission of at least two gluons is required (fig. 1c). It turns out from the explicit calculation of the fragmentation probability that only hard gluons contribute to this process: soft gluons occupy a small volume of phase space, and there is no dynamical enhancement in their emission. Therefore the fragmentation probability is proportional to $\alpha_s^3(m)$. On the contrary, the fragmentation of a gluon into a χ state requires emission of just one gluon, as allowed by the different quantum numbers of the 3P_J states. Furthermore, emission of a soft gluon is enhanced by the presence of a well known logarithmic infrared singularity [20], which can be regulated by noticing that the heavy quarks inside the bound state are slightly off-shell, therefore cutting off the singularity at an energy of the order of few hundred MeV. So the probability for a gluon to evolve into a χ state is of the order of $\alpha_s(m)$, as the large logarithm compensates the additional power of α_s . As a net result, production of χ 's is significantly enhanced relative to that of J/ψ 's.

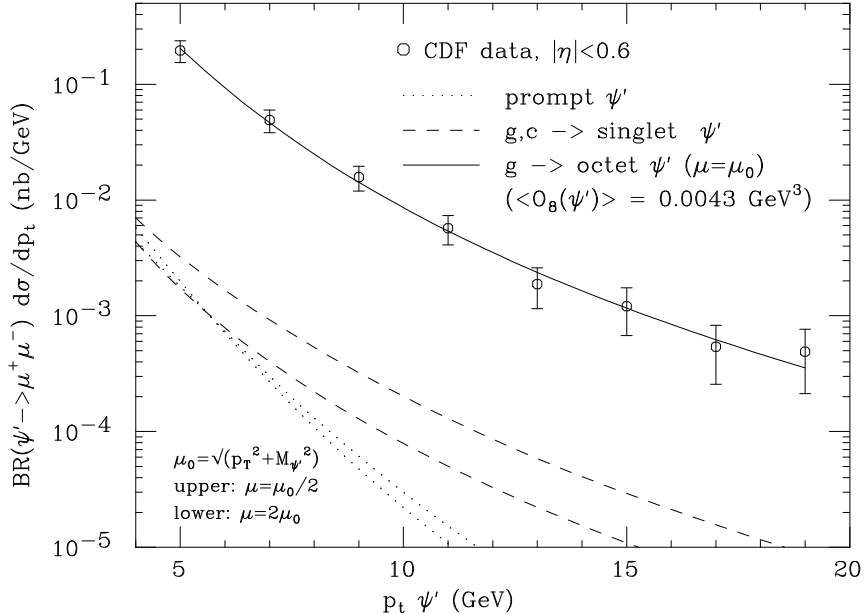


Figure 3: Inclusive prompt ψ' p_T distribution. CDF data versus theory. We show the contribution of the different sources. Dotted lines: LO production in the CSM; dashed lines: gluon and charm fragmentation in the CSM; solid line: gluon fragmentation in the colour octet mechanism.

Again one can interpret this phenomenon using time-scale arguments. Since the evolution of a gluon into a J/ψ in the CSM only involves the emission of hard gluons, the time scale for the transition is of the order of their energy in the virtual gluon rest frame. In the case of the χ , instead, the enhancement of soft gluon emission indicates that the lifetime of the heavy quark pair resulting from the gluon splitting, before it settles into the χ state, can be very long. Bodwin, Braaten and Lepage developed recently a framework [21], based on non-relativistic QCD, in which such a long-lived state has a non-zero overlap with the χ . In their formulation, a quarkonium wave function is the sum of contributions coming from states in the Fock space in which the heavy quark pair is accompanied by long-lived gluons. In the specific case of a χ , one has:

$$|\chi_J\rangle = O(1)|Q\bar{Q}[{}^3P_J^{(1)}]\rangle + O(v)|Q\bar{Q}[{}^3S_1^{(8)}]g\rangle + \dots \quad (11)$$

where the upper indices (1) or (8) refer to the colour state of the pair, and v is the velocity of the heavy quark in the bound state. The first term in the expansion corresponds to the standard non-relativistic limit, in which the quarkonium is made just of the quark-antiquark pair. The second term corresponds to a state in which the pair, in a colour octet configuration, is accompanied by a gluon (the angular momentum of the quark pair is different in the second state, as the gluon itself carries spin). It is precisely this second component of the χ state that has non-zero overlap with the long-lived pair

coming from gluon splitting. Its presence allows the infrared divergence alluded to above to be absorbed via a wave function renormalization, in a way which can be rigorously defined and extended to higher orders in PT, and which does not have to rely on an arbitrary IR cutoff. The final picture we obtain is therefore as follows: the fragmentation function for production of a χ state from gluon evolution consists of two pieces. One is of order α_s^2 , and corresponds to the creation of a heavy quark pair with the emission of a perturbative gluon, the quark pair being projected on a short time scale on the ${}^3P_J^{(1)}$ state. The other is of order $\alpha_s v^2$, and corresponds to the creation of a quark pair in the ${}^3S_1^{(8)}$ state. This state will evolve on a long time scale into the required ${}^3P_J^{(1)}$ state via emission of a non-perturbative gluon. The separation of short time scales from long ones is arbitrary, but the result is independent of it, as its redefinition only leads to a change in the relative importance of the two contributions. The production of χ through this second component has been named ‘‘colour octet mechanism’’ (COM). Since it turns out that, for charmonium, α_s is numerically of the same order as v^2 , the two channels are competitive.

Braaten and Fleming [22] suggested that a similar phenomenon might play a key role in J/ψ production as well. Colour octet states do in fact appear in the expansion of the 3S_1 state [21]:

$$\begin{aligned}
|\psi\rangle &= O(1)|Q\bar{Q}[{}^3S_1^{(1)}]\rangle + O(v)|Q\bar{Q}[{}^3P_J^{(8)}]g\rangle \\
&+ O(v^2)\left(|Q\bar{Q}[{}^3S_1^{(1,8)}]gg\rangle + |Q\bar{Q}[{}^1S_0^{(8)}]g\rangle + |Q\bar{Q}[{}^3D_J^{(1,8)}]gg\rangle\right) + \dots \quad (12)
\end{aligned}$$

There is a state in this decomposition which can be accessed by a gluon already at order α_s , namely $|Q\bar{Q}[{}^3S_1^{(8)}]gg\rangle$. Creation of this state via gluon fragmentation will be suppressed by a factor v^4 , but this can be compensated by the absence of the two extra powers of α_s that are required for production of the colour singlet state. So once again the two processes could be competitive. When one performs the complete calculation, numerical factors appear which leave the COM as by far the dominant one. If we take for example the integral of the fragmentation functions [14, 22], we obtain the following ratio of probabilities:

$$\frac{[\text{Prob}(g \rightarrow {}^3S_1)]_{octet}}{[\text{Prob}(g \rightarrow {}^3S_1)]_{singlet}} \approx 25 \frac{\pi^2}{\alpha_s^2(m_\psi)} \frac{\langle O_{3S_1}^{(8)} \rangle}{\langle O_{3S_1}^{(1)} \rangle}, \quad (13)$$

where the two objects in the last ratio are defined in [21] and can be shown to be proportional to the square of the wave functions at the origin for the colour octet and colour singlet components of the J/ψ state, respectively. The factor π^2 arises as a simple consequence of the phase space for the two additional gluons present in the final state of the colour singlet fragmentation. In order for the octet contribution to be larger than the colour singlet one by a factor of 50 (the CDF ψ' anomaly), it is therefore sufficient that

$$\langle O_{3S_1}^{(8)} \rangle \sim \frac{2}{\pi^2} v^4 \langle O_{3S_1}^{(1)} \rangle, \quad (14)$$

where we used the fact that numerically $\alpha_s \sim v^2$. This is exactly of the right order of magnitude implied by eq. (12).

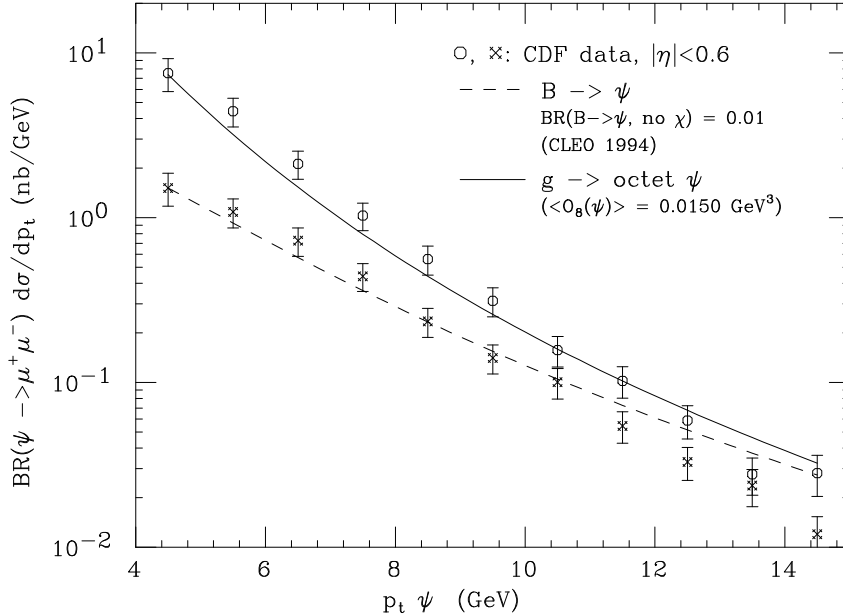


Figure 4: Inclusive ψ p_T distribution. Upper curves and data points correspond to prompt ψ 's, after subtraction of the χ_c contribution. Lower ones correspond to the b decay contribution. CDF data versus theory.

3 Comparison with the Tevatron and $Spp\bar{S}$ data

The introduction of the COM provides a potentially important new production channel that could explain the CDF ψ' anomaly. Unfortunately, aside from the generic feature that $\langle O_\psi^8 \rangle$ should be of order v^4 relative to $\langle O_\psi^1 \rangle$, we have no precise estimate of its real value, although it is expected [21] that lattice calculations could provide it one day. What can be done, therefore, is to extract $\langle O_\psi^8 \rangle$ directly from the data, fitting the CDF measurement to the theoretical p_T distribution of J/ψ and ψ' [23, 17].

The results of the fits are shown in fig. 3 and 4. As had already been shown by Braaten and Fleming, the predicted shapes agree very well in the case of the ψ' . Now that data are also available [6] for the production of prompt J/ψ 's (*i.e.* J/ψ 's not coming from either b or χ decays), we can reach the same conclusion also for the lowest-lying 3S_1 state. Had we only included the prediction of the CSM, the disagreement with the J/ψ data would have been again of the order of 50. The extracted values for the two new parameters $\langle O_\psi^8 \rangle$ and $\langle O_{\psi'}^8 \rangle$ are given in the figures, and it can be verified that they agree with the crude estimate given in eq. (14).

Having determined the values of these unknown parameters, one can use them to predict rates in different experimental set-ups. In fig. 5, for example, we show the prediction for J/ψ production in $p\bar{p}$ collisions at 630 GeV, compared to the UA1 data [2]. In order

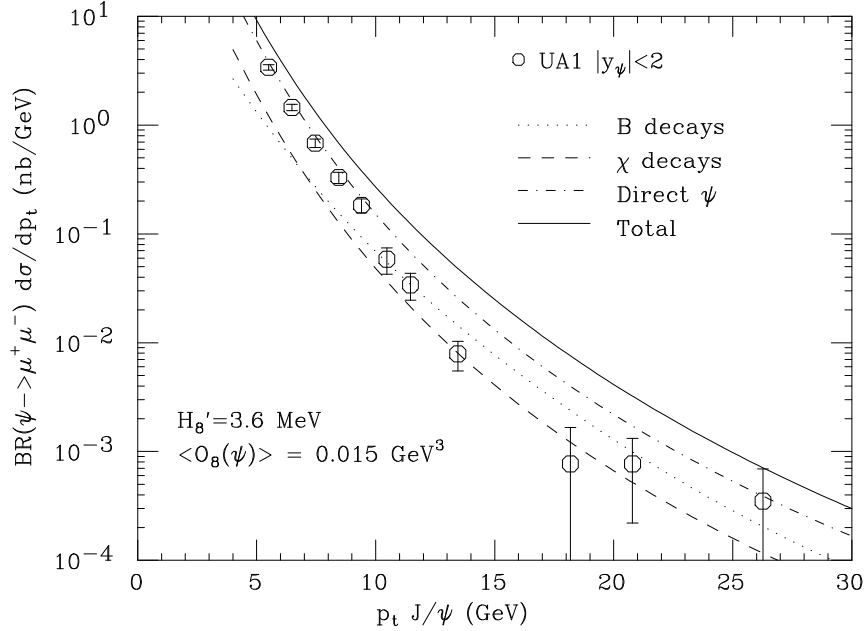


Figure 5: Inclusive p_T distribution of ψ 's at 630 GeV. All sources of ψ production are here included. UA1 data versus theory. The parameters of the theoretical calculation take the values fitted on the Tevatron data.

to match the experimental analysis, which did not separate between different sources of ψ production, we included the contribution of b and χ decays as well. The theory is higher by a factor of 2. It is possible that small- x effects [24], which are expected to be responsible for the increase of the b production rate at the Tevatron w.r.t. to the NLO calculation by an additional factor of 30% relative to 630 GeV [25], play an even more important role in the case of charm. This would cause our fit to the Tevatron J/ψ and ψ' data to overestimate the values of the parameters.

A comparison with fixed-target data, where the p_T values accessible are much smaller, will require additional work, in order to absorb into the NLO parton densities the collinear divergences which appear at low p_T [26]. Furthermore, at these low p_T 's one will need to take into account the effects due to the intrinsic Fermi motion of initial-state gluons in the proton [12].

Another important test of the COM comes from the study of Υ production. Here the colour octet effects are however expected to be smaller, as v is smaller. Nevertheless the complete calculation of Υ rates within the colour singlet model predicts cross sections which are smaller than data [6, 5] by a factor of 3 in the case of 1S and 2S states, and by a factor of 9 in the case of the 3S. While the factor of 3 discrepancy between the CSM prediction and the data could be explained by the addition of the COM contributions, the relative factor of 3 discrepancy between the rates of 3S and 1S and 2S states is puzzling.

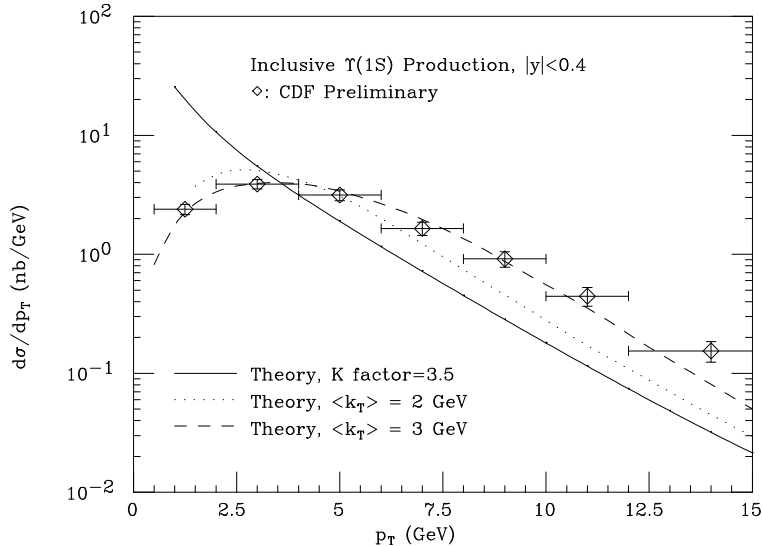


Figure 6: Inclusive p_T distribution of $\Upsilon(1S)$'s at the Tevatron. Shown are data from CDF and the prediction of the CSM, rescaled by a factor of 3.5. The three curves correspond to the inclusion of a k_T kick of 0, 2 and 3 GeV.

It is very tempting to assume that a yet unseen third set of χ_b states, χ_b'' , exists below threshold, and decays radiatively to the 3S state. Various potential model calculations of the bottomonium spectrum support this idea. Simple-minded estimates of the χ_b'' contributions show that this process can correct the 3S yield by the required factor of 3.

The shapes of the p_T distributions are in principle sensitive to the resummation of multiple soft gluon emission from the initial state, as the p_T values probed by the experiments are small relative to the mass of the Υ . Figure 6 shows for example the effect of an additional k_T kick of the order of 2–3 GeV on the LO distributions, compared to the $\Upsilon(1S)$ CDF data. The comparison with the D0 data is similar, both in rate and shape.

Shortly after this Conference, Cho and Leibovich [23] presented a full calculation of the contribution of the COM to the Υ rates, extrapolating to the $b\bar{b}$ system the values of the non-perturbative parameters obtained from the fits to the charmonium data. To properly describe the region $p_T < M_\Upsilon$, where most of the data come from and where the use of fragmentation functions is not appropriate, these authors performed the complete calculation of the LO Feynman diagrams producing the ${}^3S_1^{(8)}$ state. Their results indicate good agreement with the data, for the 1S and 2S states. In the case of the 3S state, a residual factor of 3 discrepancy remains if one only includes the decays of the known χ_b and χ_b' states. Their detailed estimate of the effect of production and decay of χ_b'' states confirms nevertheless the view that their existence would solve even this residual problem.

Although they are hard to detect directly, it is not unlikely that future larger statistics accumulated at the Tevatron will allow their unambiguous discovery.

4 Conclusions

The field of heavy quarkonium production has enormously benefited from the recent measurements performed at the Tevatron Collider. Very rarely in the recent past have experimental data been so important in guiding the development of a theory. The initial discrepancies by almost two orders of magnitude found between earlier models and the data have driven theorists to deepen their understanding of the underlying dynamics, and have eventually led to a solid framework within which to operate. The inclusion of the colour octet mechanism is now viewed as a necessity for the consistency of the theory, rather than as an *ad hoc* theoretical concoction. While the field is still in its infancy, and additional progress must be made before a complete theory is formulated and firmer predictions can be made, I believe one can conclude that we are on the right track. Several calculations are in progress, which will eventually allow us to test the theory more thoroughly.

Acknowledgements: I wish to thank the people who shared with me their insight on this subject, and with whom most of the work described here was carried out: E. Braaten, P. Cho, M. Cacciari, M. Doncheski, S. Fleming, M. Greco and A. Petrelli.

References

- [1] G.A. Schuler, CERN-TH.7170 (1994), to appear in Phys. Rep.
- [2] C. Albajar et al. (UA1 Coll.), Phys. Lett. **B256** (1991) 112.
- [3] F. Abe et al. (CDF Coll.), Phys. Rev. Lett. **69** (1992) 3704; Phys. Rev. Lett. **71** (1993) 2537.
- [4] K. Byrum, for the CDF Coll., Proceedings of the XXVII Conference on High Energy Physics, Glasgow, 1994, eds. P.J. Bussey and I.G. Knowles (Inst. of Physics Publ.), p. 989.
- [5] K. Bazizi (D0 Coll.), presented at the “Xth Topical Workshop on $p\bar{p}$ Collisions”, Fermilab, May 1995.
- [6] G. Bauer (CDF Coll.), *ibid.*
- [7] M.L. Mangano, same Proc. as ref.[4], p. 847.
- [8] P. Cho, S. Trivedi and M. Wise, Phys. Rev. **D51** (1995) 2039;
F.E. Close, Phys. Lett. **B342** (1995) 369;
D.P. Roy and K. Sridhar, Phys. Lett. **B345** (1995) 537;
P. Cho and M.B. Wise, Phys. Lett. **B346** (1995) 129;
P.R. Page, Oxford preprint OUTF-94-34, hep-ph/9502204, Febr 1995.
- [9] H. Fritzsch, Phys. Lett. **B67** (1977) 217.
- [10] E.L. Berger and D. Jones, Phys. Rev. **D23** (1981) 1521;
B. Guberina, J.H. Kühn, R.D. Peccei and R. Rückl, Nucl. Phys. **B174** (1980) 317 ;

- R. Baier and R. Rückl, *Z. Phys.* **C19** (1983) 251;
 B. Humpert, *Phys. Lett.* **B184** (1987) 105;
 R. Gastmans, W. Troost and T.T. Wu, *Nucl. Phys.* **B291** (1987) 731.
- [11] L. Antoniazzi et al., E705 Coll., *Phys. Rev.* **D46** (1992) 4828; *Phys. Rev. Lett.* **70** (1993) 383; *Phys. Rev.* **D49** (1994) 543.
- [12] M.H. Schub et al., E789 Coll., Fermilab-Pub-95/058-E.
- [13] R. Gavai et al., CERN-TH.7526/94, hep-ph/9502270.
- [14] E. Braaten and T.C. Yuan, *Phys. Rev. Lett.* **71** (1993) 1673.
- [15] E. Braaten, K. Cheung and T.C. Yuan, *Phys. Rev.* **D48** (1993) 4230;
 E. Braaten and T.C. Yuan, *Phys. Rev.* **D50** (1994) 3176;
 Y.-Q. Chen, *Phys. Rev.* **D48** (1993) 5181;
 T.C. Yuan, *Phys. Rev.* **D50** (1994) 3176.
- [16] M. Cacciari and M. Greco, *Phys. Rev. Lett.* **73** (1994) 1586;
 E. Braaten, M.A. Doncheski, S. Fleming and M.L. Mangano, *Phys. Lett.* **B333** (1994) 548;
 D.P. Roy and K. Sridhar, *Phys. Lett.* **B339** (1994) 141.
- [17] M. Cacciari, M. Greco, M.L. Mangano and A. Petrelli, CERN-TH/95-129, hep-ph/9505379.
- [18] P. Nason, S. Dawson and R.K. Ellis, *Nucl. Phys.* **B327** (1988) 49;
 W. Beenakker, W.L. van Neerven, R. Meng, G.A. Schuler and J. Smith, *Nucl. Phys.* **B351** (1991) 507.
- [19] CLEO Collaboration, Report CLEO CONF 94-11, submitted to the Int. Conf. on High Energy Physics, Glasgow, 1994 (Ref. GLS0248)
- [20] R. Barbieri, R. Gatto and E. Remiddi, *Phys. Lett.* **B61** (1976) 465.
- [21] G.T. Bodwin, E. Braaten and G.P. Lepage, *Phys. Rev.* **D51** (1995) 1125
- [22] E. Braaten and S. Fleming, *Phys. Rev. Lett.* **74** (1995) 3327.
- [23] P. Cho and A.K. Leibovich, CALT-68-1988, hep-ph/9505329.
- [24] J.C. Collins and R.K. Ellis, *Nucl. Phys.* **B360** (1991) 3;
 S. Catani, M. Ciafaloni and F. Hautmann, *Nucl. Phys.* **B366** (1991) 135.
- [25] M.L. Mangano, CERN-TH/95-191, to appear in the Proceedings of the “Rencontres de la Vallée d’Aoste”, La Thuile, March 1995.
- [26] M. Cacciari, P. Cho, M. Greco, A. Leibovich, M. Mangano and A. Petrelli, in progress.