



# Search for the exotic decay of the Higgs boson into two light pseudoscalars with four photons in the final state in proton-proton collisions at $\sqrt{s} = 13$ TeV

The CMS Collaboration\*

## Abstract

A search for the exotic decay of the Higgs boson to a pair of light pseudoscalars, each of which subsequently decays into a pair of photons, is presented. The search uses data from proton-proton collisions at  $\sqrt{s} = 13$  TeV recorded with the CMS detector at the LHC that corresponds to an integrated luminosity of  $132 \text{ fb}^{-1}$ . The analysis probes pseudoscalar bosons with masses in the range 15–62 GeV, coming from the Higgs boson decay, which leads to four well-isolated photons in the final state. No significant deviation from the background-only hypothesis is observed. Upper limits are set on the product of the Higgs boson production cross section and branching fraction into four photons. The observed (expected) limits range from 0.80 (1.00) fb for a pseudoscalar boson mass of 15 GeV to 0.26 (0.24) fb for a mass of 62 GeV at 95% confidence level.

*Published in the Journal of High Energy Physics as doi:10.1007/JHEP07(2023)148.*



## 1 Introduction

In 2012, a Higgs boson (H) with a mass of 125 GeV was discovered by the ATLAS and CMS experiments [1–3] at the CERN LHC. Since its discovery, both collaborations have performed precision measurements of the spin, parity, width, and couplings of the Higgs boson in its various production and decay modes [4–14], all of which indicate that Higgs boson properties are compatible with the standard model (SM) predictions. However, data collected at  $\sqrt{s} = 13$  TeV provide an upper limit on the branching fraction of the Higgs boson to undetected states of about 40% at 95% confidence level (CL) [15]. This leaves a large margin for beyond-the-SM (BSM) decays of the Higgs boson. Various theoretical models, such as 2HDM+S models [16], describe a BSM Higgs boson that decays to light bosons, which has not yet been excluded.

Multiple searches for exotic decays of the Higgs boson have been performed using the 8 TeV [17–20] and 13 TeV [21–27] data collected at the LHC. Decays of the type  $H \rightarrow aa$ , where  $a$  is a light pseudoscalar boson, are well motivated in various BSM scenarios [28–31], in particular in 2HDM+S models. In many scenarios, such as fermiophobic  $a$  decays, the branching fraction of the pseudoscalar bosons to a pair of photons is close to unity, which enables this search at the LHC. The final state, with four photons, provides an experimental signature that has very small contributions from SM processes and is thus an important channel for the search for light pseudoscalar bosons.

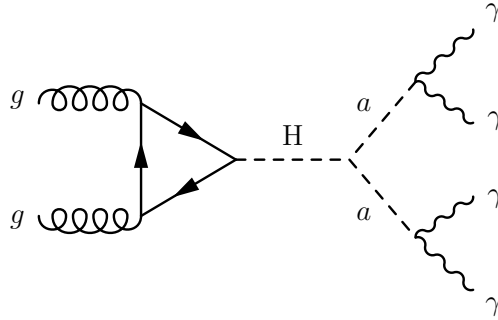


Figure 1: Feynman diagram for a BSM decay of the Higgs boson into a pair of light pseudoscalar bosons that subsequently decay into photons.

This paper presents a search for light pseudoscalar bosons that arise from the decay of a Higgs boson, with four photons in the final state:  $H \rightarrow aa \rightarrow \gamma\gamma\gamma\gamma$ . The event topology depends on the mass of the pseudoscalar boson being probed, which determines the opening angle between the photons for each pair. This analysis considers only events with four isolated photons in which the angular distance between the photons, for both photon pairs, is greater than 0.2. These requirements enable a search for pseudoscalar bosons that range in mass from 15 to 62 GeV and produce an experimental signature with four well isolated and fully reconstructed photons. The 15 GeV mass boundary is chosen because below that value most of the events have at least one merged photon pair or one photon that does not pass the reconstruction criteria. The signal reconstruction efficiency increases as the mass increases. The dominant Feynman diagram contributing to this process is shown in Fig. 1.

A previous search for light pseudoscalar bosons in events with at least three photons was performed by the ATLAS Collaboration using the LHC data collected at  $\sqrt{s} = 8$  TeV [32]. The first search of this type done by the CMS Collaboration is presented in this paper. Data collected by the CMS experiment from 2016 to 2018, which correspond to an integrated luminosity of

$132 \text{ fb}^{-1}$ , are used in this analysis.

This paper is organized as follows. A brief description of the CMS detector is given in Section 2. Details of the data and simulation used in this analysis are described in Section 3. The reconstruction of  $H \rightarrow aa \rightarrow \gamma\gamma\gamma\gamma$  events and the associated selection requirements are summarized in Section 4. An overview of the analysis strategy is given in Section 5. Section 6 describes the background estimation technique, which is used as input to a multivariate discriminator. The optimization procedure, which uses the output of this discriminator, is discussed in Section 7. Sections 8, 9 and 10 describe the statistical procedure and the signal and background modeling, respectively. The systematic uncertainties are discussed in Section 11. Finally, the results are presented in Section 12, and the paper is summarized in Section 13.

## 2 The CMS detector

The central feature of the CMS apparatus is a superconducting solenoid of 6 m internal diameter, providing a magnetic field of 3.8 T. Within the solenoid volume is a silicon pixel and strip tracker, a lead tungstate crystal electromagnetic calorimeter (ECAL), and a brass and scintillator hadron calorimeter (HCAL), each composed of a barrel and two endcap sections. Forward calorimeters extend the pseudorapidity ( $\eta$ ) coverage provided by the barrel and endcap detectors. Muons are detected in gas-ionization chambers embedded in the steel flux-return yoke outside the solenoid.

Events of interest are selected using a two-tiered trigger system [33]. The first level, composed of custom hardware processors, uses information from the calorimeters and muon detectors to select events at a rate of around 100 kHz within a time interval of less than  $4 \mu\text{s}$  [34]. The second level, known as the high-level trigger, consists of a farm of processors running a version of the full event reconstruction software optimized for fast processing, and reduces the event rate to around 1 kHz before data storage [35].

The particle-flow algorithm [36] aims to reconstruct and identify each individual particle in an event, with an optimized combination of information from the various elements of the CMS detector. The energy of photons is measured using the ECAL, as described in Ref. [37]. In the barrel section of the ECAL, an energy resolution of about 1% is achieved for unconverted or late-converting photons in the tens of GeV energy range. The energy resolution of the remaining barrel photons is about 1.3% up to  $|\eta| = 1$ , changing to about 2.5% at  $|\eta| = 1.4$ . In the endcaps, the energy resolution is about 2.5% for unconverted or late-converting photons, and between 3 and 4% for the photons that convert closer to the beam spot [37, 38].

A more detailed description of the CMS detector, together with a definition of the coordinate system used and the relevant kinematic variables, can be found in Ref. [39].

## 3 Data samples and simulated events

The proton-proton (p-p) collision data at  $\sqrt{s} = 13 \text{ TeV}$  used in this analysis were collected in 2016, 2017, and 2018 and correspond, respectively, to integrated luminosities of 36.3, 41.5, and  $54.4 \text{ fb}^{-1}$ . This is  $5.4 \text{ fb}^{-1}$  less than the standard CMS detector collected luminosity [40–42], because a required trigger was missing for a short period. Events are selected using a high-level diphoton trigger, optimized for the low-mass diphoton Higgs boson search [43], with photon transverse momentum ( $p_T$ ) thresholds of 30 GeV and 18 GeV. Additionally, calorimeter-based identification requirements, which use information such as the shape of the electromagnetic shower, the isolation of the photon candidate, and the ratio between the hadronic and electro-

magnetic energy deposit of the shower, are applied to the photon candidates at trigger level. Furthermore, the chosen trigger requires the diphoton candidate to have an invariant mass greater than 55 GeV in data collected during 2016–2017. Each event is required to contain at least one diphoton candidate that satisfies these high-level trigger requirements. The invariant mass selection on the two highest  $p_T$  photons discards less than 25% of the signal events.

The simulated signal samples were generated corresponding to a pseudoscalar boson mass,  $m_a$ , ranging from 15 to 60 GeV, in steps of 5 GeV, assuming a Higgs boson mass of 125 GeV. These samples were simulated considering only the gluon fusion production mode of the Higgs boson, using MADGRAPH5\_aMC@NLO v2.4.2 [44].

The dominant backgrounds in this search are SM production of  $\gamma\gamma + \text{jets}$ ,  $\gamma + \text{jets}$ , as well as multijet events, in which jets are misidentified as isolated photons. As in Refs. [45, 46], the background contributions are modeled entirely from data.

All simulated samples used in this analysis model QCD showering and hadronization with the PYTHIA 8.212 [47] event generator. The CUETP8M1 tune was used for data collected in 2016 and the CP5 tune was used for data collected in 2017–2018 [48, 49]. The response of the CMS detector is modeled using the GEANT4 [50] package. The simulated events also include additional p-p interactions within the same or nearby bunch crossings (pileup). The average pileup in the 2016 (2017–2018) datasets is 23 (32) vertices. The simulated events are weighted to reproduce the distribution of pileup in data.

## 4 Event reconstruction

The particle-flow algorithm [36] is used to reconstruct photon candidates from energy clusters in the ECAL that are not matched to any charged particle trajectories originating in the pixel detector. The energy of the photon candidates is calculated by applying in-situ measured calibrations to the reconstructed hits in the ECAL. A multivariate regression technique is employed to correct the photon energies measured by the ECAL. These procedures are described in Ref. [37].

Deposits from quark fragmentation and hadronization are clustered into hadronic jets. The energy of charged hadrons is determined from a combination of their momentum measured in the tracker and the matching ECAL and HCAL energy deposits, while the energy of neutral hadrons is obtained from the corresponding corrected ECAL and HCAL energy deposits. Jets are clustered using the anti- $k_T$  jet finding algorithm [51, 52] with a distance parameter of 0.4. The missing transverse momentum vector  $\vec{p}_T^{\text{miss}}$  is computed as the negative vector sum of the transverse momenta of all the PF candidates in an event, and its magnitude is denoted as  $p_T^{\text{miss}}$  [53].

Prompt photons are distinguished from jets, which could be misidentified as a photon, using a multivariate analysis (MVA) technique that uses information related to the photon’s electromagnetic shower shape, isolation, energy, and  $\eta$ . This technique is detailed in Refs. [10, 46].

Since photons do not leave deposits in the tracker, the most probable primary interaction vertex in the event is identified using a boosted decision tree (BDT). The primary vertex BDT is trained on simulated  $H \rightarrow aa \rightarrow \gamma\gamma\gamma\gamma$  events and uses input variables related to tracks recoiling against the four-photon system and information related to photons converted in the tracker material, similar to Ref. [4]. A separate training is performed for each data-taking year (2016–2018) to properly model the variation in detector conditions over the three years, in particular with respect to the pixel detector upgrade. The analysis identifies the vertex with the

highest BDT score as the primary vertex, which improves the resolution of the invariant mass of the Higgs boson candidate by approximately 3%. It also increases the vertex identification efficiency, 80% in total, which is defined as selecting a vertex within 1 cm of the true generator vertex, by about 10%, with respect to the vertex chosen with the largest value of summed  $p_T^2$  of the tracks.

## 5 Analysis strategy and selection

Events considered in this analysis are required to contain at least one diphoton candidate where both daughter photon candidates pass the identification criteria, which are slightly more stringent than the trigger requirements. Additionally, events must contain at least four identified photon candidates in the ECAL and tracker fiducial region ( $|\eta| < 2.5$ ). This excludes the ECAL barrel-endcap transition region ( $1.44 < |\eta| < 1.57$ ) where the photon reconstruction is suboptimal. The four photon candidates are also required to pass  $p_T$  requirements. The  $p_T$  thresholds on the first- and second-leading photons are 30 and 18 GeV, respectively. These selections are in sync with the  $p_T$  requirements at trigger level for the two leading photons. The thresholds on the third- and fourth-leading photons are 15 GeV, since the BDT-based photon identification criteria are optimal for  $p_T > 15$  GeV. When more than four photon candidates are found, the four candidates with the highest  $p_T$  are chosen. Each photon candidate must pass an electron veto, based on the presence of geometrically compatible hits in the pixel detector. The four photon candidates with the highest  $p_T$  are also required to have an invariant mass ( $m_{\gamma\gamma\gamma\gamma}$ ) between 110 and 180 GeV. The lower bound is chosen to avoid  $m_{\gamma\gamma\gamma\gamma}$  spectrum biases coming from the trigger selections. The Higgs boson candidate is constructed from the four photon candidates, which have passed all the previously described selection requirements.

To improve the sensitivity of the search, a 4-photon event classifier is trained to separate signal events from background events. The 4-photon event classifier utilizes the identification and kinematic information of the photons and pseudoscalar boson candidates. An optimized selection on the output of the event classifier is used to define the final signal regions for the analysis. The input variables for the classifier are uncorrelated with  $m_{\gamma\gamma\gamma\gamma}$ ; therefore, the shape of the  $m_{\gamma\gamma\gamma\gamma}$  spectrum is not affected by any selections placed on the 4-photon event classifier, as verified in simulation.

When all four photons from the decay of the pseudoscalar boson pair are within the acceptance criteria of the analysis, the  $H \rightarrow aa \rightarrow \gamma\gamma\gamma\gamma$  signal will create a resonance in the  $m_{\gamma\gamma\gamma\gamma}$  distribution at 125 GeV. The analysis performs an unbinned maximum likelihood fit of the signal and background models to the observed  $m_{\gamma\gamma\gamma\gamma}$  distribution in data after a selection on the classifier output is applied. The signal model is constructed from a parametric fit to the simulated signal, while the background model is created using a data driven approach. After applying the 4-photon event classifier selection, the full analysis acceptance has a negligible dependence on the generated Higgs boson  $p_T$  or the non-gluon-fusion Higgs boson production modes. Therefore limits are set on the product of the Higgs boson inclusive production cross section and branching fraction into the four photon final state.

In this paper, “nominal signal hypothesis” refers to simulated signal samples corresponding to a particular  $m_a$  value. This assumes a branching ratio of  $a \rightarrow \gamma\gamma$  equal to unity. In these hypotheses,  $m_a$  ranges from 15–60 GeV in steps of 5 GeV. The final results are reported with an  $m_a$  granularity of 0.5 GeV up to  $m_a = 40$  GeV and 1 GeV for  $m_a > 40$  GeV, where the signal models for the intermediate mass hypotheses are constructed using the resolution of the signal model of the closest nominal mass and by interpolating the signal model normalization between the nominal masses.

## 6 Classifier training background

Because of the low event selection efficiency on the background samples, it is difficult to model the background from simulation. Therefore, the expected background model, which is used to train the 4-photon event classifier, is estimated from data.

The method, referred to as event mixing (a simplified version of “Hemisphere mixing” [54]), does not rely on a control or sideband region, but instead aims to estimate the background contribution using the original dataset as input. This procedure begins with using data events that have passed the trigger selections, as described in Section 3, and replacing three out of the four reconstructed photons in each event with reconstructed photons from three consecutive events to create a “mixed” dataset. Photon candidates in the mixed dataset are required to pass the selections described in Section 5. The pseudoscalar boson candidates,  $a_1$  and  $a_2$ , are reconstructed considering all possible pair combinations among the chosen four photons, and taking the two pairs with the smallest value of the difference between the pair invariant masses. The shuffling of the reconstructed photons between the events not only constructs a dataset that is similar to the original data, but is also insensitive to the possible presence of a resonant signal. This procedure is performed separately for data collected during 2016, 2017, and 2018.

The events in the mixed dataset can potentially have different kinematic properties from those in the original data. To correct this, a multi-dimensional per-event weight is calculated by comparing events from the mixed dataset to the original data in the  $m_{\gamma\gamma\gamma\gamma}$  sideband region, i.e. 110–115 or 135–180 GeV. The weight is computed from the ratio of the four-dimensional histograms filled with data and event mixing events, using the following variables: angular distance between the two pseudoscalar boson candidates, defined by  $\Delta R_{a_1 a_2} = \sqrt{(\eta_{a_1} - \eta_{a_2})^2 + (\phi_{a_1} - \phi_{a_2})^2}$  where  $\phi$  is azimuthal angle; the transverse momenta of the two pseudoscalar bosons ( $p_{T,a_1}$  and  $p_{T,a_2}$ ); and the difference between invariant mass of the two pseudoscalar boson candidates ( $m_{a_1} - m_{a_2}$ ). This weight is applied to each event in the mixed dataset, and the reweighted events are then used to train the classifier.

The event mixing dataset is used only for training the 4-photon classifier and to optimize the selection on the classifier score. Since the background model used in the final maximum likelihood fit is obtained directly from data, any residual disagreement between data and event mixing in the background-like regions cannot induce any bias, and it could only result in sub-optimal performance of the classifier.

## 7 Event classification

A dedicated 4-photon boosted decision tree (BDT) event classifier is trained to separate signal from background. The training sample is parameterized as a function of  $m_a$  in order to make the classifier output uniform and sensitive to the full range of signal hypotheses considered in the search [55]. In this approach, a parameter equal to the hypothesized pseudoscalar boson mass ( $m_{a,\text{hyp}}$ ) is provided as input to the training. The set of variables is chosen such that  $m_{\gamma\gamma\gamma\gamma}$  cannot be inferred from the inputs. This is done by verifying that their correlation with  $m_{\gamma\gamma\gamma\gamma}$  variable is negligible and that the  $m_{\gamma\gamma\gamma\gamma}$  spectrum is not distorted by applying a selection on the classifier output.

The parameterized classifier requires only a single training and is able to provide a smooth interpolation to pseudoscalar boson mass hypotheses not used for the training. The training signal sample is obtained by merging all generated signal samples of equal size with masses between 15 and 60 GeV in steps of 5 GeV. The value of the  $m_{a,\text{hyp}}$  parameter is equal to the corre-

sponding true mass for the nominal signal simulation. The event mixing dataset, as described in Section 6, is used as the background in the training. For the background, the value of the parameter  $m_{a,\text{hyp}}$  is randomly distributed as a flat function among all possible nominal  $m_a$  values in 5 GeV steps.

The variables used in the training help separate isolated photons originating from the decay of the pseudoscalar boson from those from prompt and non-prompt processes. Pseudoscalar boson candidates are constructed from the four photon candidates as follows. For every possible combination of two photon candidate pairs, the difference between the invariant masses of the paired photons ( $\Delta m$ ) is evaluated. The pairs with the smallest value of  $\Delta m$  are chosen to reconstruct the pseudoscalar boson candidates.

The following discriminating variables are provided as input to the training:

1. Photon identification BDT score for all four photons.
2.  $p_T$  of the two pseudoscalar boson candidates, i.e.,  $p_{T,a1}$  and  $p_{T,a2}$ .
3. Difference between the reconstructed invariant mass of the pseudoscalar boson candidates, i.e.,  $m_{a1} - m_{a2}$ .
4. Difference between the invariant masses of the pseudoscalar boson candidate and the  $m_{a,\text{hyp}}$  parameter divided by  $m_{\gamma\gamma\gamma\gamma}$ , i.e.,  $(m_{a1} - m_{a,\text{hyp}})/m_{\gamma\gamma\gamma\gamma}$  and  $(m_{a2} - m_{a,\text{hyp}})/m_{\gamma\gamma\gamma\gamma}$ .
5. Angular distance  $\Delta R_{a_1 a_2}$  divided by  $m_{\gamma\gamma\gamma\gamma}$ , i.e.,  $\Delta R_{a_1 a_2}/m_{\gamma\gamma\gamma\gamma}$ .
6. Angle  $\cos\theta_{a\gamma}^*$  in the pseudoscalar boson rest frame, between the leading pseudoscalar boson candidate and the leading photon produced from its decay, chosen in the laboratory frame. This variable is sensitive to the spin of the pseudoscalar boson object.

As part of this training procedure, simulated signal and background datasets from the three data-taking years (2016–2018) are scaled by their appropriate integrated luminosities and combined. This combination of datasets from three years provides large training statistics. Additionally, the signal and background samples are divided in half to create the training and testing samples.

The distributions of the four most highly ranked variables in the training:  $(m_{a1} - m_{a,\text{hyp}})/m_{\gamma\gamma\gamma\gamma}$ ,  $m_{a1} - m_{a2}$ , and the photon identification BDT score of the third and fourth photon are shown in Fig. 2 for the event mixing dataset, data, and signal simulation for various pseudoscalar boson mass hypotheses. It shows the contributions from the event mixing dataset and the data from the  $m_{\gamma\gamma\gamma\gamma}$  sidebands, satisfying either  $m_{\gamma\gamma\gamma\gamma} = 110\text{--}115$  or  $135\text{--}180$  GeV. The distributions of the event mixing dataset and data are found to be in reasonable agreement, and the residual disagreement does not induce any biases in the analysis since the final background model is derived directly from data.

A unique 4-photon BDT output is obtained for each pseudoscalar boson mass hypothesis. The difference between the correlations of the input variables used in the training leads to a disagreement in the output shape of the BDT between the event mixing model and data. This difference is addressed by reweighting the BDT output distribution for the event mixing model to match output distribution for data from the  $m_{\gamma\gamma\gamma\gamma}$  sideband region.

In order to maximize the sensitivity of the analysis, events are categorized according to the output of the 4-photon BDT. The categorization is optimized by maximizing the approximate



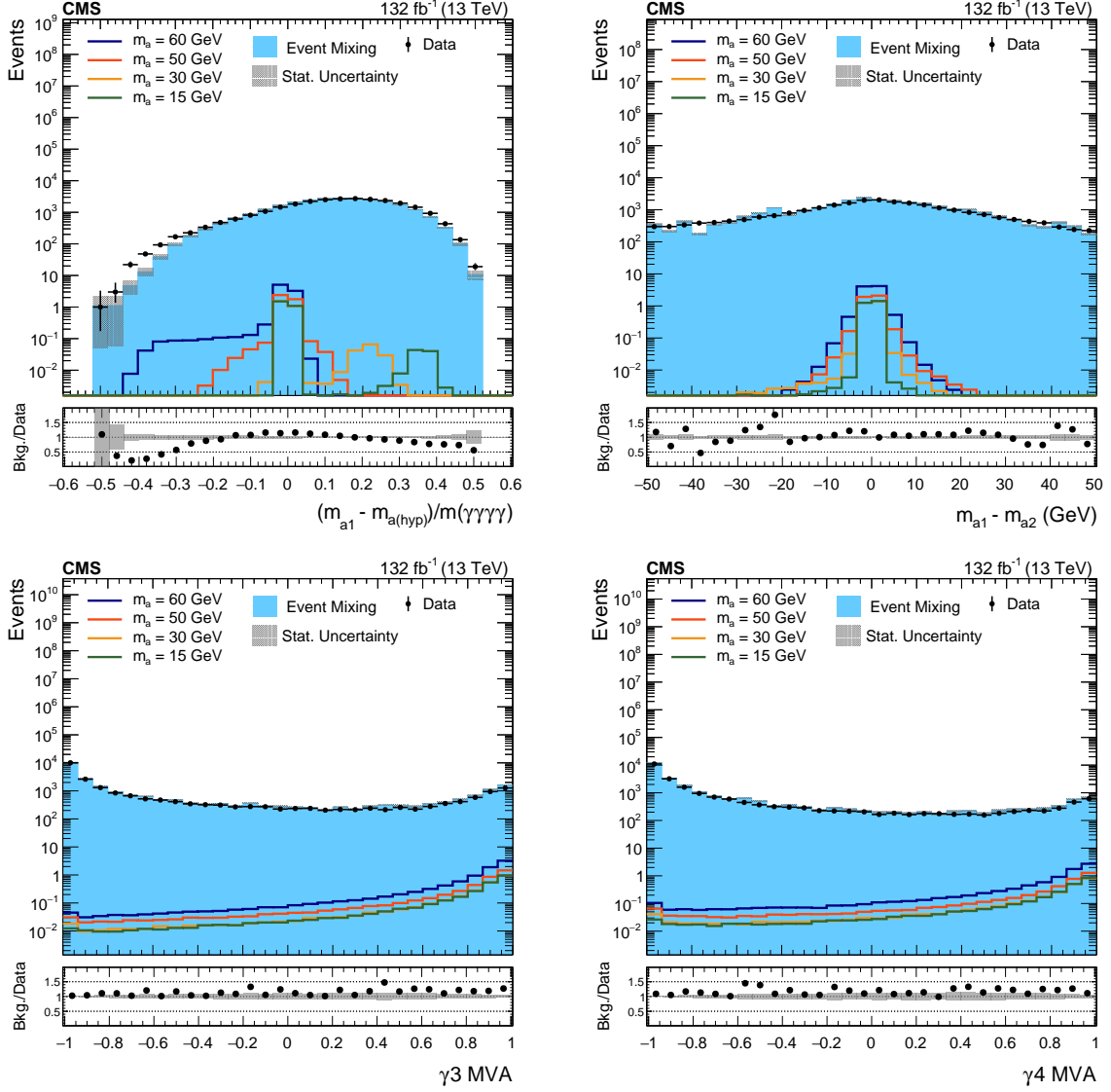


Figure 2: Distributions of the four most highly ranked discriminating variables: the difference between the invariant masses of the pseudoscalar bosons and the  $m_{a,\text{hyp}}$  parameter, divided by the invariant mass of the four-photon system (upper left), with off-zero signal peaks from photon pairing mismatches (those events are discarded after the 4-photon event classifier selection); the difference between the invariant masses of the pseudoscalar boson (upper right); the photon identification BDT score of the third leading,  $\gamma_3$  (lower left) and the fourth leading,  $\gamma_4$  (lower right) photons. The events shown are selected from the  $m_{\gamma\gamma\gamma\gamma}$  sidebands ( $110 < m_{\gamma\gamma\gamma\gamma} < 115$  GeV or  $135 < m_{\gamma\gamma\gamma\gamma} < 180$  GeV) for event mixing and data after fulfilling the selection criteria described in Section 4, while the signals are scaled with a cross-section of 1 pb.

mean significance (AMS) [56] over all possible categories in a window covering the region:  $115 < m_{\gamma\gamma\gamma\gamma} < 135$  GeV. In particular, AMS is computed for each category, and the total AMS, defined as the sum in quadrature of the AMS of each category, is maximized. The AMS of each category is defined as:

$$\text{AMS} = \sqrt{2 \left[ (S + B) \ln \left( 1 + \frac{S}{B} \right) - S \right]}. \quad (1)$$

In Eq. 1,  $S$  refers to the number of expected signal events and  $B$  refers to the number of estimated background events. In order to minimize the impact of statistical fluctuations on the optimization of the BDT selection, the output BDT distribution of the event mixing dataset is smoothed, using the super-smoothing technique [57, 58], prior to being used in this procedure. The distributions of the BDT output for data, simulated signal events, and event mixing dataset, after smoothing the BDT output distribution, is shown in Fig. 3 for  $m_a = 15$  and 50 GeV. Events shown in this distribution are selected after passing the criteria described in Section 4 and are in the mass window  $110 < m_{\gamma\gamma\gamma\gamma} < 180$  GeV.

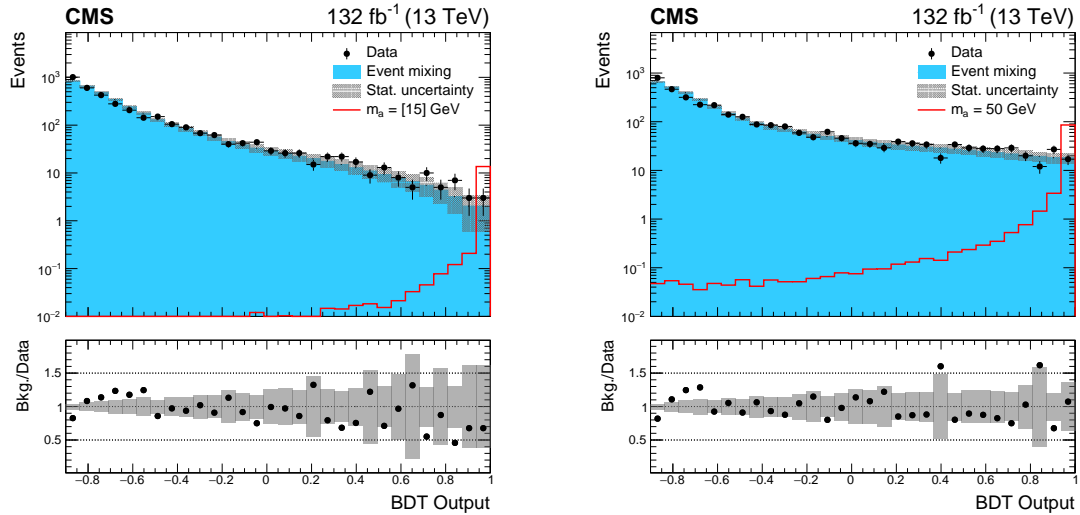


Figure 3: Distribution of the BDT output for  $m_a = 15$  GeV (left) and 50 GeV (right) in data and simulated signal and event mixing (after smoothing) events. Events shown are selected after fulfilling the selection criteria described in Section 4 in the mass window  $110 < m_{\gamma\gamma\gamma\gamma} < 180$  GeV, while the signal is scaled with a cross-section of 1 pb.

A priori, the greater the number of categories, the better the significance is within the uncertainties. Therefore this optimization procedure was performed separately for each of the nominal signal hypotheses for up to five categories of the 4-photon BDT score. However, as an increase of less than 1% in the AMS value was observed when increasing the number of categories beyond one, only a single category based on the BDT output was created for each pseudoscalar boson mass hypothesis. Table 1 summarizes the minimum BDT selection and the efficiency of that selection obtained for each of the nominal signal hypotheses. For the intermediate  $m_a$  values, the BDT selection obtained from the closest nominal signal hypothesis is applied. For each signal hypothesis, events that pass the selection on the BDT output are used to obtain final results.

Table 1: Summary of the optimized BDT output threshold values and the efficiency with respect to a selection on this output for each of the nominal signal hypothesis.

$m_a$ (GeV)	Minimum 4-photon event classification BDT output value	Signal efficiency of the selection on BDT
15	0.883	88%
20	0.891	87%
25	0.876	86%
30	0.897	84%
35	0.931	82%
40	0.945	78%
45	0.952	80%
50	0.958	80%
55	0.976	77%
60	0.987	71%

## 8 Statistical procedure

The statistical procedure used in this analysis is identical to that described in Ref. [59], as developed by the ATLAS and CMS Collaborations. Simultaneous unbinned maximum likelihood fits are performed to the  $m_{\gamma\gamma\gamma\gamma}$  distributions of all analysis categories, with an  $m_a$  granularity of 0.5 GeV for  $15 < m_a < 40$  GeV and 1 GeV for  $40 \leq m_a \leq 62$  GeV. A likelihood function is defined for each analysis category using analytic models to describe the  $m_{\gamma\gamma\gamma\gamma}$  distributions of signal and background events with nuisance parameters to account for the experimental and theoretical systematic uncertainties described in Section 11. The best fit values and confidence intervals for the parameters of interest are estimated using a profile likelihood test statistic:

$$q(\vec{\alpha}) = -2 \ln \left( \frac{\mathcal{L}(\vec{\alpha}, \hat{\theta}_{\vec{\alpha}})}{\mathcal{L}(\hat{\vec{\alpha}}, \hat{\theta})} \right). \quad (2)$$

Where the quantities  $\hat{\vec{\alpha}}$  and  $\hat{\theta}$  describe the unconditional maximum likelihood estimates for the parameters of interest and the nuisance parameters, respectively, whereas  $\hat{\theta}_{\vec{\alpha}}$  corresponds to the conditional maximum likelihood estimate for fixed values of the parameters of interest,  $\vec{\alpha}$ . The value of twice the negative logarithm of the likelihood ratio, Eq. 2 is minimized when a fit of these functions is performed on the  $m_{\gamma\gamma\gamma\gamma}$  distribution. A penalty term, equal to the number of parameters in the functions, is added to the  $-2\Delta \ln L$  to prevent the addition of unnecessary floating parameters in the fit.

## 9 Signal model

The signal shape for the  $m_{\gamma\gamma\gamma\gamma}$  distribution, for each nominal signal hypothesis, is constructed from simulation. After all of the analysis selection criteria are applied, a unique signal model is built for each nominal signal hypothesis for each of the three data-taking years (2016–2018). The  $m_{\gamma\gamma\gamma\gamma}$  distribution is modeled with a double-sided Crystal Ball (CB) function [60], which is a modified version of the standard CB function with two independent power-low tails. These signal models, scaled by the integrated luminosity for each year, are summed in order to construct the final model. The signal models for each year are shown in Fig. 4 for  $m_a = 15$  GeV. The full width at half maximum (FWHM) and the effective standard deviation ( $\sigma_{\text{eff}}$ ), defined

as half the width of the smallest interval containing 68% of the  $m_{\gamma\gamma\gamma\gamma}$  distribution, are also shown.

Two factors need to be considered to build the signal models for the intermediate mass hypotheses: the shape of the  $m_{\gamma\gamma\gamma\gamma}$  distribution and its yield. Since the shape of the  $m_{\gamma\gamma\gamma\gamma}$  distribution is not found to change significantly within a 5 GeV window around the nominal mass hypothesis, only the yield of the signal model is parameterized as a function of  $m_a$  for the intermediate mass hypotheses. For each intermediate point, a signal model is constructed from the  $m_{\gamma\gamma\gamma\gamma}$  shape of the nearest nominal mass hypothesis and the interpolated yield between the two nearest nominal mass hypotheses.

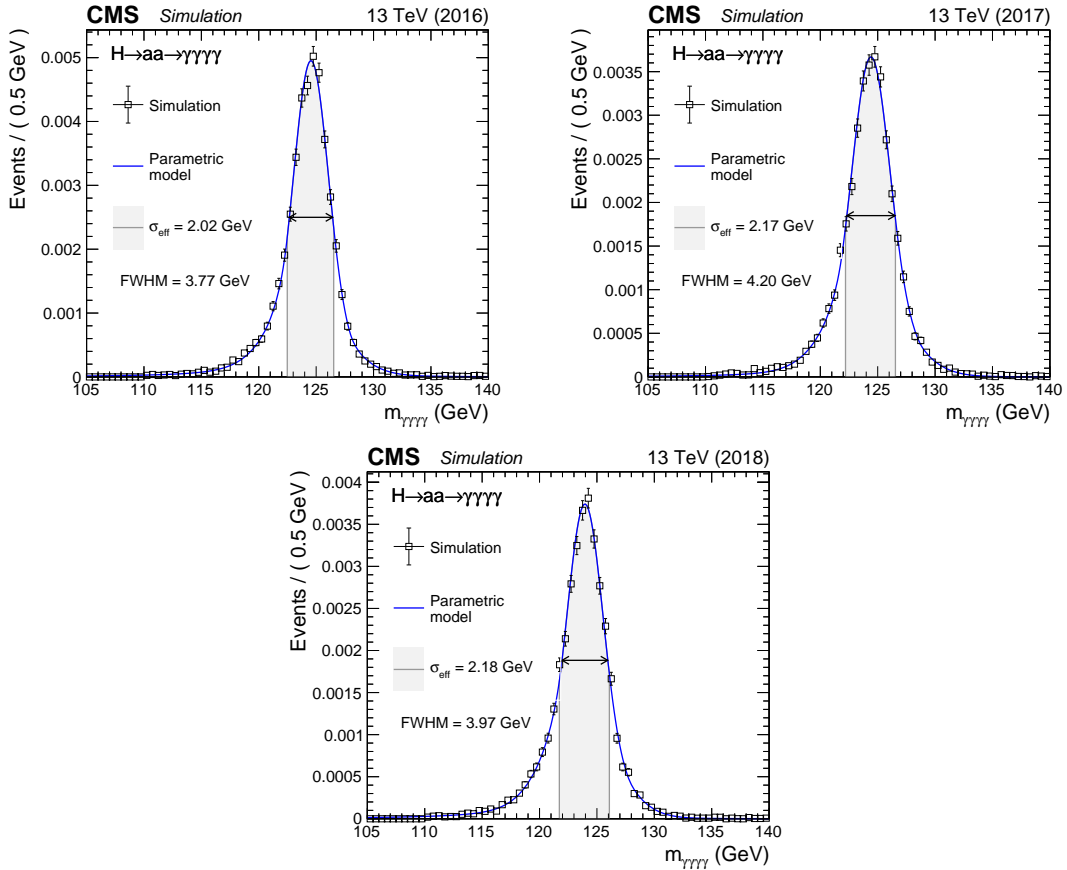


Figure 4: The parameterized signal shape for  $m_a = 15$  GeV is shown for the 2016 (upper left), 2017 (upper right), and 2018 (lower) data-taking years. Separate signal models are built for each of the three data-taking years, which are then scaled by the appropriate luminosity and summed in order to construct the final signal model. The open squares represent simulated events and the blue line is the corresponding model. Also shown is the  $\sigma_{\text{eff}}$  value (half the width of the narrowest interval containing 68.3% of the invariant mass distribution), with the corresponding interval as a gray band and the FWHM, with the corresponding interval marked with a double arrow.

## 10 Background model

The background model is built to describe the shape of the  $m_{\gamma\gamma\gamma\gamma}$  distribution that results from processes other than the signal process. Since the shape of this distribution is not known, different functional forms must be considered in the construction of the background model.

The function chosen to describe the background can result in a different number of estimated events in the signal peak and, as a result, affect the measured signal strength. This inherent uncertainty associated with choosing a background function is incorporated into the statistical uncertainty from the fit model via the discrete profiling method [61]. This method describes background modeling performed using data as implemented in Ref. [45], and treats the choice of the background function as a discrete nuisance parameter in the likelihood fit to data.

As part of the background modeling procedure, the candidate functions considered in the fit are exponentials, Bernstein polynomials, Laurent series, and power law functions. A subset of functions from each family are used to build the background model. For each family, the maximum order of parameters is fixed by means of an F-test [62], and the minimum order is determined by applying a requirement on the goodness-of-fit. A penalty is added to  $-2\Delta \ln L$  to take into account the number of floating parameters in each candidate function. When making a measurement of a given parameter of interest, the discrete profiling method minimizes the overall  $-2\Delta \ln L$  considering all allowed functions.

The fits are performed over the range  $110 < m_{\gamma\gamma\gamma\gamma} < 180 \text{ GeV}$ , and the data from the three years (2016–2018) are combined in order to construct the background model. A unique background model is created corresponding to each  $m_a$  hypothesis. For each  $m_a$  hypothesis, an ensemble of pseudo-experiments was generated using the various background functions. Each pseudo-experiment was fitted using the discrete profiling method, and it was established that the chosen functional form, used to describe the background, does not introduce any potential bias in the signal strength measurement.

## 11 Systematic uncertainties

The systematic uncertainty associated with the background estimation is taken into account by the discrete profiling method, as described in Section 10. There are two kinds of systematic uncertainties that affect the signal model: those that modify the shape of the  $m_{\gamma\gamma\gamma\gamma}$  distribution, and those that leave the shape of the  $m_{\gamma\gamma\gamma\gamma}$  distribution unchanged but affect the overall normalization of the signal model.

The uncertainties that affect the shape of the  $m_{\gamma\gamma\gamma\gamma}$  distribution, which are incorporated in the signal model as nuisance parameters, are described below. These uncertainties are typically related to the energy of the individual photons, and they affect the mean and width of the signal model.

1. *Photon energy scale and resolution:* Corrections are applied to the photon energy scale in data and to the energy resolution in simulation. The uncertainties related to these corrections are computed using  $Z \rightarrow ee$  events [37]. The resulting uncertainty in the energy scale is 0.05–0.15%, depending on the photon  $p_T$ .
2. *Nonlinearity of the photon energy scale:* Any remaining differences in the linearity of the photon energy scale between data and simulation are covered by this uncertainty, which is estimated using Lorentz-boosted  $Z \rightarrow ee$  events. The procedure for estimating this uncertainty is detailed in Ref. [4]. An uncertainty of 0.1% on the photon energy scale is assigned in this analysis, which accounts for the nonlinearity across the full range of photon  $p_T$  values.
3. *Shower shape corrections:* This uncertainty is associated with the imperfect modeling of shower shapes in simulation, and it is estimated by comparing the energy scale before and

after any corrections are applied to the shower shape variables as described in Ref. [37]. This uncertainty in the energy scale is at most 0.01–0.15%, and it is dependent on the photon shower-shape and position in the detector.

4. *Nonuniformity of light collection*: Within a given ECAL crystal, there is an uncertainty associated with the modeling of the light collection as a function of the emission depth. This uncertainty is estimated by comparing simulation with the longitudinal shower profile estimates, and the procedure is detailed in Ref. [4]. The magnitude of this uncertainty is 0.07–0.25%, depending on the photon shower-shape.
5. *Modeling of material in front of the ECAL*: The behavior of electromagnetic showers is affected by the amount of material present in front of the ECAL. This behavior may not be well modeled in simulation, and thus special samples with variations in the amount of upstream material are used to compute the impact on the photon energy scale [45]. For most central photons, the magnitude of this uncertainty ranges 0.02–0.05% and increases to approximately 0.24% for photons in the endcaps.

The uncertainties that affect the normalization of the signal model are listed below.

1. *Integrated luminosity*: Uncertainties in the luminosity measurement are estimated to be 1.2% (2016), 2.3% (2017), and 2.5% (2018) by CMS luminosity monitoring [40–42]. The uncertainty in the total integrated luminosity of the three years together is 1.6%. The uncertainties for each dataset are partially correlated in order to account for the common sources in the luminosity measurement schemes.
2. *Photon identification BDT score*: The systematic uncertainty caused by the imperfect simulation of the input variables that are used to train the photon identification MVA is estimated by the procedure described in Ref. [37]. The average magnitude of the resulting uncertainty is below 0.25% across the full  $m_a$  range.
3. *Trigger efficiency*: The efficiency of the trigger selection is measured using a “tag-and-probe” technique on  $Z \rightarrow ee$  events [63]. An additional uncertainty is introduced to account for a gradual shift in the timing to the inputs of the ECAL’s hardware level trigger in the region  $|\eta| > 2.0$ , which caused a specific trigger inefficiency during 2016–2017 data-taking [34]. The size of this uncertainty across the  $m_a$  range is around 0.5% for 2016 and 2018 data-taking and around 1.5% for 2017 data-taking.
4. *Photon preselections*: The systematic uncertainty on photon-based preselection is computed as the uncertainty on the ratio between the efficiency measured in data and in simulation. This is measured with the tag-and-probe technique using  $Z \rightarrow ee$  events. The average magnitude of this uncertainty across the  $m_a$  range is about 5%.

A summary of all the systematic uncertainties considered in this analysis is given in Table 2. The impact of systematic uncertainties on the expected limit is about 1% across the  $m_a$  range, and so the analysis sensitivity is primarily limited by the expected signal event yields. Because of this, only the main sources of systematic uncertainties are taken into account in the final result.

## 12 Results

The data collected by the CMS experiment in 2016, 2017, and 2018 are combined for the fit. The data and the signal-plus-background model that was fit to the  $m_{\gamma\gamma\gamma\gamma}$  distribution are shown in

Table 2: Summary of the systematic uncertainties considered in this analysis.

$m_{\gamma\gamma\gamma\gamma}$ distribution shape	2016–2018		
Photon energy scale and resolution	0.05–0.15%		
Nonlinearity of the photon energy scale	0.10%		
Shower shape corrections	0.01–0.15%		
Nonuniformity of light collection	0.07–0.25%		
Modeling of material in front of the ECAL	0.02–0.05% (EB) and 0.24% (EE)		
Signal model normalization	2016	2017	2018
Integrated luminosity	1.20%	2.30%	2.50%
Photon identification	0.25%	0.25%	0.25%
Trigger efficiency	0.50%	1.50%	0.50%
Photon preselections	5.00%	5.00%	5.00%

Fig. 5 for  $m_a = 15$  and 50 GeV.

No significant deviation from the background-only hypothesis is observed. Upper limits are set at the 95% confidence level (CL) on the product of the production cross section of the Higgs boson and the branching fraction into four photons via a pair of pseudoscalars,  $\sigma_H \mathcal{B}(H \rightarrow aa \rightarrow \gamma\gamma\gamma\gamma)$ . This is done using the modified frequentist approach for  $CL_s$ , with the LHC profile likelihood ratio used as the test statistic [59, 64]. The observed (expected) limit, shown in Fig. 6, ranges from 0.80 (1.00) fb for  $m_a = 15$  GeV to 0.26 (0.24) fb for  $m_a = 62$  GeV. For comparison, the Higgs production cross section for all channels combined is 52 pb [65].

The results presented in this section are provided in a tabulated form in the HEPDATA record [66] for this analysis.

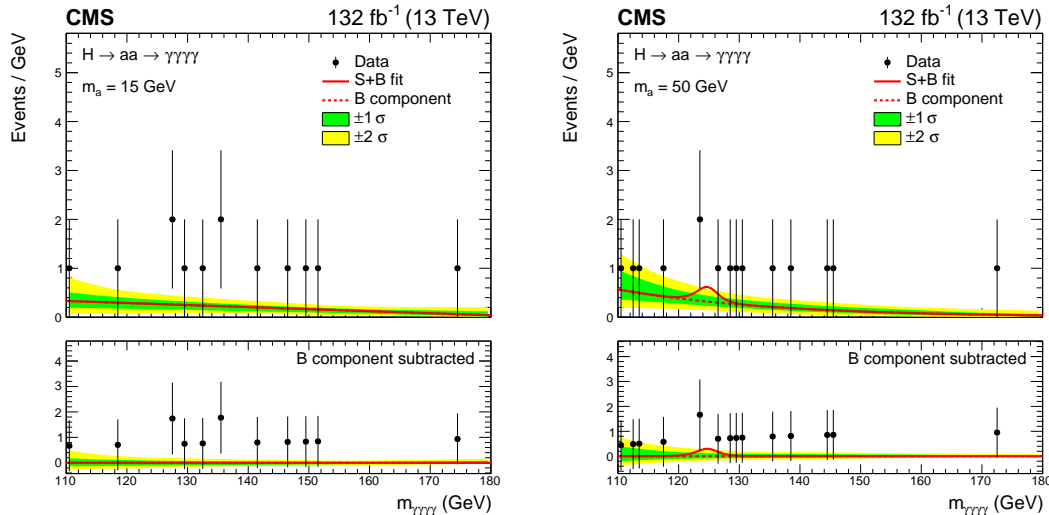


Figure 5: The invariant mass distribution,  $m_{\gamma\gamma\gamma\gamma}$ , for data (black points) and the signal-plus-background model fit is shown for  $m_a = 15$  GeV (left) and  $m_a = 50$  GeV (right). The solid red line shows the total signal-plus-background contribution, whereas the dashed red line shows the background component only. The lower panel in each plot shows the residual signal yield after the background subtraction. The one (green) and two (yellow) standard deviation bands include the uncertainties in the background component of the fit.

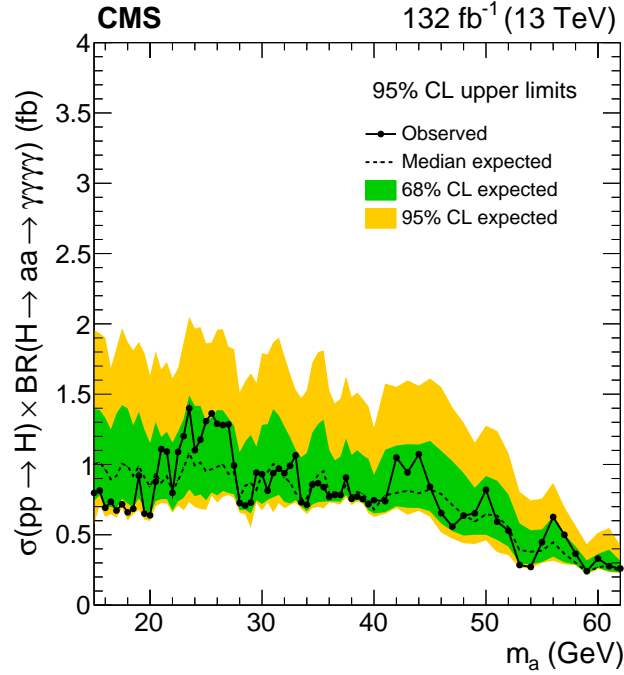


Figure 6: Expected and observed 95% CL limits on the product of the production cross section of the Higgs boson and the branching fraction into four photons via a pair of pseudoscalars,  $\sigma_H \mathcal{B}(H \rightarrow aa \rightarrow \gamma\gamma\gamma\gamma)$ , are shown as a function of  $m_a$ . The green (yellow) bands represent the 68% (95%) expected limit CL intervals. The fluctuation between individual points is due to the statistical limitation of the data sample and the result of individual BDT training networks utilized for each individual mass point scenario.

### 13 Summary

A search for a pair of light pseudoscalar bosons produced from the decay of the 125 GeV Higgs boson, which subsequently decay into photons, is presented. The analysis is based on proton-proton collision data collected at  $\sqrt{s} = 13\text{TeV}$  by the CMS experiment at the LHC in 2016, 2017, and 2018, which corresponds to a total integrated luminosity of  $132\text{fb}^{-1}$ . The analysis probes pseudoscalar bosons ranging in mass ( $m_a$ ) from 15 to 62 GeV. No significant deviation from the background-only hypothesis is observed. Upper limits are set at 95% confidence level on the product of the production cross section of the Higgs boson and the branching fraction into four photons via a pair of pseudoscalars,  $\sigma_H \mathcal{B}(H \rightarrow aa \rightarrow \gamma\gamma\gamma\gamma)$ . The observed (expected) limits range from 0.80 (1.00) fb for  $m_a = 15\text{GeV}$  to 0.26 (0.24) fb for  $m_a = 62\text{GeV}$ .

### Acknowledgments

We congratulate our colleagues in the CERN accelerator departments for the excellent performance of the LHC and thank the technical and administrative staffs at CERN and at other CMS institutes for their contributions to the success of the CMS effort. In addition, we gratefully acknowledge the computing centers and personnel of the Worldwide LHC Computing Grid and other centers for delivering so effectively the computing infrastructure essential to our analyses. Finally, we acknowledge the enduring support for the construction and operation of the LHC, the CMS detector, and the supporting computing infrastructure provided by the following funding agencies: BMBWF and FWF (Austria); FNRS and FWO (Belgium); CNPq, CAPES, FAPERJ, FAPERGS, and FAPESP (Brazil); MES and BNSF (Bulgaria); CERN;



CAS, MoST, and NSFC (China); MINCIENCIAS (Colombia); MSES and CSF (Croatia); RIF (Cyprus); SENESCYT (Ecuador); MoER, ERC PUT and ERDF (Estonia); Academy of Finland, MEC, and HIP (Finland); CEA and CNRS/IN2P3 (France); BMBF, DFG, and HGF (Germany); GSRI (Greece); NKFIH (Hungary); DAE and DST (India); IPM (Iran); SFI (Ireland); INFN (Italy); MSIP and NRF (Republic of Korea); MES (Latvia); LAS (Lithuania); MOE and UM (Malaysia); BUAP, CINVESTAV, CONACYT, LNS, SEP, and UASLP-FAI (Mexico); MOS (Montenegro); MBIE (New Zealand); PAEC (Pakistan); MES and NSC (Poland); FCT (Portugal); MESTD (Serbia); MCIN/AEI and PCTI (Spain); MOSTR (Sri Lanka); Swiss Funding Agencies (Switzerland); MST (Taipei); MHESI and NSTDA (Thailand); TUBITAK and TENMAK (Turkey); NASU (Ukraine); STFC (United Kingdom); DOE and NSF (USA).

Individuals have received support from the Marie-Curie program and the European Research Council and Horizon 2020 Grant, contract Nos. 675440, 724704, 752730, 758316, 765710, 824093, 884104, and COST Action CA16108 (European Union); the Leventis Foundation; the Alfred P. Sloan Foundation; the Alexander von Humboldt Foundation; the Belgian Federal Science Policy Office; the Fonds pour la Formation à la Recherche dans l'Industrie et dans l'Agriculture (FRIA-Belgium); the Agentschap voor Innovatie door Wetenschap en Technologie (IWT-Belgium); the F.R.S.-FNRS and FWO (Belgium) under the "Excellence of Science – EOS" – be.h project n. 30820817; the Beijing Municipal Science & Technology Commission, No. Z191100007219010; the Ministry of Education, Youth and Sports (MEYS) of the Czech Republic; the Hellenic Foundation for Research and Innovation (HFRI), Project Number 2288 (Greece); the Deutsche Forschungsgemeinschaft (DFG), under Germany's Excellence Strategy – EXC 2121 "Quantum Universe" – 390833306, and under project number 400140256 - GRK2497; the Hungarian Academy of Sciences, the New National Excellence Program - ÚNKP, the NKFIH research grants K 124845, K 124850, K 128713, K 128786, K 129058, K 131991, K 133046, K 138136, K 143460, K 143477, 2020-2.2.1-ED-2021-00181, and TKP2021-NKTA-64 (Hungary); the Council of Science and Industrial Research, India; the Latvian Council of Science; the Ministry of Education and Science, project no. 2022/WK/14, and the National Science Center, contracts Opus 2021/41/B/ST2/01369 and 2021/43/B/ST2/01552 (Poland); the Fundação para a Ciência e a Tecnologia, grant CEECIND/01334/2018 (Portugal); the National Priorities Research Program by Qatar National Research Fund; MCIN/AEI/10.13039/501100011033, ERDF "a way of making Europe", and the Programa Estatal de Fomento de la Investigación Científica y Técnica de Excelencia María de Maeztu, grant MDM-2017-0765 and Programa Severo Ochoa del Principado de Asturias (Spain); the Chulalongkorn Academic into Its 2nd Century Project Advancement Project, and the National Science, Research and Innovation Fund via the Program Management Unit for Human Resources & Institutional Development, Research and Innovation, grant B05F650021 (Thailand); the Kavli Foundation; the Nvidia Corporation; the SuperMicro Corporation; the Welch Foundation, contract C-1845; and the Weston Havens Foundation (USA).

## References

- [1] ATLAS Collaboration, "Observation of a new particle in the search for the standard model Higgs boson with the ATLAS detector at the LHC", *Phys. Lett. B* **716** (2012) 1, doi:10.1016/j.physletb.2012.08.020, arXiv:1207.7214.
- [2] CMS Collaboration, "Observation of a new boson at a mass of 125 GeV with the CMS experiment at the LHC", *Phys. Lett. B* **716** (2012) 30, doi:10.1016/j.physletb.2012.08.021, arXiv:1207.7235.

- 
- [3] CMS Collaboration, “Observation of a new boson with mass near 125 GeV in pp collisions at  $\sqrt{s} = 7$  and 8 TeV”, *JHEP* **06** (2013) 081, doi:10.1007/JHEP06(2013)081, arXiv:1303.4571.
- [4] CMS Collaboration, “Measurements of Higgs boson production cross sections and couplings in the diphoton decay channel at  $\sqrt{s} = 13$  TeV”, *JHEP* **07** (2021) 027, doi:10.1007/JHEP07(2021)027, arXiv:2103.06956.
- [5] CMS Collaboration, “Measurements of production cross sections of the Higgs boson in the four-lepton final state in proton-proton collisions at  $\sqrt{s} = 13$  TeV”, *Eur. Phys. J. C* **81** (2021) 488, doi:10.1140/epjc/s10052-021-09200-x, arXiv:2103.04956.
- [6] CMS Collaboration, “Measurements of properties of the Higgs boson decaying into the four-lepton final state in pp collisions at  $\sqrt{s} = 13$  TeV”, *Eur. Phys. J. C* **11** (2017) 047, doi:10.1007/JHEP11(2017)047, arXiv:1706.09936.
- [7] CMS Collaboration, “Measurement of the Higgs boson production rate in association with top quarks in final states with electrons, muons, and hadronically decaying tau leptons at  $\sqrt{s} = 13$  TeV”, *Eur. Phys. J. C* **81** (2021) 378, doi:10.1140/epjc/s10052-021-09014-x, arXiv:2011.03652.
- [8] CMS Collaboration, “Measurements of  $t\bar{t}H$  production and the CP structure of the Yukawa interaction between the Higgs boson and the top quark in the diphoton decay channel”, *Phys. Rev. Lett.* **125** (2020) 061801, doi:10.1103/PhysRevLett.125.061801, arXiv:2003.10866.
- [9] CMS Collaboration, “Measurement of the inclusive and differential Higgs boson production cross sections in the leptonic WW decay mode at  $\sqrt{s} = 13$  TeV”, *JHEP* **03** (2021) 003, doi:10.1007/JHEP03(2021)003, arXiv:2007.01984.
- [10] CMS Collaboration, “A measurement of the Higgs boson mass in the diphoton decay channel”, *Phys. Lett. B* **805** (2020) 135425, doi:10.1016/j.physletb.2020.135425, arXiv:2002.06398.
- [11] ATLAS Collaboration, “Measurement of the Higgs boson mass in the  $H \rightarrow ZZ^* \rightarrow 4\ell$  and  $H \rightarrow \gamma\gamma$  channels with  $\sqrt{s} = 13$  TeV pp collisions using the ATLAS detector”, *Phys. Lett. B* **784** (2018) 345, doi:10.1016/j.physletb.2018.07.050, arXiv:1806.00242.
- [12] ATLAS Collaboration, “Combined measurement of differential and total cross sections in the  $H \rightarrow \gamma\gamma$  and the  $H \rightarrow ZZ^* \rightarrow 4\ell$  decay channels at  $\sqrt{s} = 13$  TeV with the ATLAS detector”, *Phys. Lett. B* **786** (2018) 114, doi:10.1016/j.physletb.2018.09.019, arXiv:1805.10197.
- [13] ATLAS Collaboration, “Measurement of the Higgs boson coupling properties in the  $H \rightarrow ZZ^* \rightarrow 4\ell$  decay channel at  $\sqrt{s} = 13$  TeV with the ATLAS detector”, *JHEP* **03** (2018) 095, doi:10.1007/JHEP03(2018)095, arXiv:1712.02304.
- [14] ATLAS and CMS Collaboration, “Measurements of the Higgs boson production and decay rates and constraints on its couplings from a combined ATLAS and CMS analysis of the LHC pp collision data at  $\sqrt{s} = 7$  and 8 TeV”, *JHEP* **08** (2016) 045, doi:10.1007/JHEP08(2016)045, arXiv:1606.02266.
- [15] CMS Collaboration, “Combined measurements of Higgs boson couplings in proton-proton collisions at  $\sqrt{s} = 13$  TeV”, *Eur. Phys. J. C* **79** (2019) 421, doi:10.1140/epjc/s10052-019-6909-y, arXiv:1809.10733.

- [16] D. Curtin et al., “Exotic decays of the 125 GeV Higgs boson”, *Phys. Rev. D* **90** (2014) 075004, doi:10.1103/PhysRevD.90.075004, arXiv:1312.4992.
- [17] ATLAS Collaboration, “Search for Higgs bosons decaying to  $aa$  in the  $\mu\mu\tau\tau$  final state in  $pp$  collisions at  $\sqrt{s} = 8$  TeV with the ATLAS experiment”, *Phys. Rev. D* **92** (2015) 052002, doi:10.1103/PhysRevD.92.052002, arXiv:1505.01609.
- [18] CMS Collaboration, “A search for pair production of new light bosons decaying into muons”, *Phys. Lett. B* **752** (2016) 146, doi:10.1016/j.physletb.2015.10.067, arXiv:1506.00424.
- [19] CMS Collaboration, “Search for a very light NMSSM Higgs boson produced in decays of the 125 GeV scalar boson and decaying into  $\tau$  leptons in  $pp$  collisions at  $\sqrt{s} = 8$  TeV”, *JHEP* **01** (2016) 079, doi:10.1007/JHEP01(2016)079, arXiv:1510.06534.
- [20] CMS Collaboration, “Search for light bosons in decays of the 125 GeV Higgs boson in proton-proton collisions at  $\sqrt{s} = 8$  TeV”, *JHEP* **10** (2017) 076, doi:10.1007/JHEP10(2017)076, arXiv:1701.02032.
- [21] ATLAS Collaboration, “Search for the Higgs boson produced in association with a W boson and decaying to four b-quarks via two spin-zero particles in  $pp$  collisions at 13 TeV with the ATLAS detector”, *Eur. Phys. J. C* **76** (2016) 605, doi:10.1140/epjc/s10052-016-4418-9, arXiv:1606.08391.
- [22] ATLAS Collaboration, “Search for Higgs boson decays to beyond-the-Standard-Model light bosons in four-lepton events with the ATLAS detector at  $\sqrt{s} = 13$  TeV”, *JHEP* **06** (2018) 166, doi:10.1007/JHEP06(2018)166, arXiv:1802.03388.
- [23] ATLAS Collaboration, “Search for Higgs boson decays into pairs of light (pseudo)scalar particles in the  $\gamma\gamma j j$  final state in  $pp$  collisions at  $\sqrt{s} = 13$  TeV with the ATLAS detector”, *Phys. Lett. B* **782** (2018) 750, doi:10.1016/j.physletb.2018.06.011, arXiv:1803.11145.
- [24] ATLAS Collaboration, “Search for the Higgs boson produced in association with a vector boson and decaying into two spin-zero particles in the  $H \rightarrow aa \rightarrow 4b$  channel in  $pp$  collisions at  $\sqrt{s} = 13$  TeV with the ATLAS detector”, *JHEP* **10** (2018) 031, doi:10.1007/JHEP10(2018)031, arXiv:1806.07355.
- [25] ATLAS Collaboration, “Search for Higgs boson decays into a pair of light bosons in the  $bb\mu\mu$  final state in  $pp$  collision at  $\sqrt{s} = 13$  TeV with the ATLAS detector”, *Phys. Lett. B* **790** (2019) 1, doi:10.1016/j.physletb.2018.10.073, arXiv:1807.00539.
- [26] CMS Collaboration, “Search for an exotic decay of the Higgs boson to a pair of light pseudoscalars in the final state with two b quarks and two  $\tau$  leptons in proton-proton collisions at  $\sqrt{s} = 13$  TeV”, *Phys. Lett. B* **785** (2018) 462, doi:10.1016/j.physletb.2018.08.057, arXiv:1805.10191.
- [27] CMS Collaboration, “Search for an exotic decay of the Higgs boson to a pair of light pseudoscalars in the final state of two muons and two  $\tau$  leptons in proton-proton collisions at  $\sqrt{s} = 13$  TeV”, *JHEP* **11** (2018) 018, doi:10.1007/JHEP11(2018)018, arXiv:1805.04865.
- [28] S. Chang, P. J. Fox, and N. Weiner, “Visible Cascade Higgs Decays to Four Photons at Hadron Colliders”, *Phys. Rev. Lett.* **98** (2007) 111802, doi:10.1103/PhysRevLett.98.111802, arXiv:hep-ph/0608310.


- 
- [29] B. A. Dobrescu, G. L. Landsberg, and K. T. Matchev, “Higgs boson decays to CP odd scalars at the Tevatron and beyond”, *Phys. Rev. D* **63** (2001) 075003, doi:10.1103/PhysRevD.63.075003, arXiv:hep-ph/0005308.
- [30] F. Larios, G. Tavares-Velasco, and C. P. Yuan, “Update on a very light CP odd scalar in the two Higgs doublet model”, *Phys. Rev. D* **66** (2002) 075006, doi:10.1103/PhysRevD.66.075006, arXiv:hep-ph/0205204.
- [31] R. Dermisek and J. F. Gunion, “The NMSSM Solution to the Fine-Tuning Problem, Precision Electroweak Constraints and the Largest LEP Higgs Event Excess”, *Phys. Rev. D* **76** (2007) 095006, doi:10.1103/PhysRevD.76.095006, arXiv:0705.4387.
- [32] ATLAS Collaboration, “Search for new phenomena in events with at least three photons collected in  $pp$  collisions at  $\sqrt{s} = 8$  TeV with the ATLAS detector”, *Eur. Phys. J. C* **76** (2016) 210, doi:10.1140/epjc/s10052-016-4034-8, arXiv:1509.05051.
- [33] CMS Collaboration, “The CMS trigger system”, *JINST* **12** (2017) P01020, doi:10.1088/1748-0221/12/01/P01020, arXiv:1609.02366.
- [34] CMS Collaboration, “Performance of the CMS Level-1 trigger in proton-proton collisions at  $\sqrt{s} = 13$  TeV”, *JINST* **15** (2020) P10017, doi:10.1088/1748-0221/15/10/P10017, arXiv:2006.10165.
- [35] CMS Trigger, Data Acquisition Group Collaboration, “The CMS high level trigger”, *Eur. Phys. J. C* **46** (2006) 605, doi:10.1140/epjc/s2006-02495-8, arXiv:hep-ex/0512077.
- [36] CMS Collaboration, “Particle-flow reconstruction and global event description with the CMS detector”, *JINST* **12** (2017) P10003, doi:10.1088/1748-0221/12/10/P10003, arXiv:1706.04965.
- [37] CMS Collaboration, “Electron and photon reconstruction and identification with the CMS experiment at the CERN LHC”, *JINST* **16** (2021) P05014, doi:10.1088/1748-0221/16/05/P05014, arXiv:2012.06888.
- [38] CMS Collaboration, “Performance of photon reconstruction and identification with the CMS detector in proton-proton collisions at  $\sqrt{s} = 8$  TeV”, *JINST* **10** (2015) P08010, doi:10.1088/1748-0221/10/08/P08010, arXiv:1502.02702.
- [39] CMS Collaboration, “The CMS Experiment at the CERN LHC”, *JINST* **3** (2008) S08004, doi:10.1088/1748-0221/3/08/S08004.
- [40] CMS Collaboration, “Precision luminosity measurement in proton-proton collisions at  $\sqrt{s} = 13$  TeV in 2015 and 2016”, *Eur. Phys. J. C* **81** (2021) 800, doi:10.1140/epjc/s10052-021-09538-2, arXiv:2104.01927.
- [41] CMS Collaboration, “CMS luminosity measurement for the 2017 Data-Taking period at  $\sqrt{s} = 13$  TeV”, CMS Physics Analysis Summary, CMS-PAS-LUM-17-004, 2018.
- [42] CMS Collaboration, “CMS luminosity measurement for the 2018 Data-Taking period at  $\sqrt{s} = 13$  TeV”, CMS Physics Analysis Summary, CMS-PAS-LUM-18-002, 2019.
- [43] CMS Collaboration, “Search for a standard model-like Higgs boson in the mass range between 70 and 110 GeV in the diphoton final state in proton-proton collisions at  $\sqrt{s} = 8$  and 13 TeV”, *Phys. Lett. B* **793** (2019) 320, doi:10.1016/j.physletb.2019.03.064, arXiv:1811.08459.

- [44] R. F. J. Alwall et al., “The automated computation of tree-level and next-to-leading order differential cross sections, and their matching to parton shower simulations”, *JHEP07* **79** (2014) doi:10.1007/JHEP07(2014)079, arXiv:1405.0301.
- [45] CMS Collaboration, “Observation of the diphoton decay of the Higgs boson and measurement of its properties”, *Eur. Phys. J. C* **74** (2014) 3076, doi:10.1140/epjc/s10052-014-3076-z, arXiv:1407.0558.
- [46] CMS Collaboration, “Measurements of Higgs boson properties in the diphoton decay channel in proton-proton collisions at  $\sqrt{s} = 13$  TeV”, *JHEP* **11** (2018) 185, doi:10.1007/JHEP11(2018)185, arXiv:1804.02716.
- [47] T. Sjöstrand et al., “An introduction to PYTHIA 8.2”, *Comput. Phys. Commun.* **191** (2015) 159, doi:10.1016/j.cpc.2015.01.024, arXiv:1410.3012.
- [48] CMS Collaboration, “Event generator tunes obtained from underlying event and multiparton scattering measurements”, *Eur. Phys. J. C* **76** (2016) 155, doi:10.1140/epjc/s10052-016-3988-x, arXiv:1512.00815.
- [49] CMS Collaboration, “Extraction and validation of a new set of CMS PYTHIA8 tunes from underlying-event measurements”, *Eur. Phys. J. C* **80** (2020) 4, doi:10.1140/epjc/s10052-019-7499-4, arXiv:1903.12179.
- [50] GEANT4 Collaboration, “GEANT4 – a simulation toolkit”, *Nucl. Instrum. Meth. A* **506** (2003) 250, doi:10.1016/S0168-9002(03)01368-8.
- [51] M. Cacciari, G. P. Salam, and G. Soyez, “The anti- $k_T$  jet clustering algorithm”, *JHEP* **04** (2008) 063, doi:10.1088/1126-6708/2008/04/063, arXiv:0802.1189.
- [52] M. Cacciari, G. P. Salam, and G. Soyez, “FastJet user manual”, *Eur. Phys. J. C* **72** (2012) 1896, doi:10.1140/epjc/s10052-012-1896-2, arXiv:1111.6097.
- [53] CMS Collaboration, “Performance of missing transverse momentum reconstruction in proton-proton collisions at  $\sqrt{s} = 13$  TeV using the CMS detector”, *JINST* **14** (2019) P07004, doi:10.1088/1748-0221/14/07/P07004, arXiv:1903.06078.
- [54] P. D. C. Manzano et al., “Hemisphere Mixing: a Fully Data-Driven Model of QCD Multijet Backgrounds for LHC Searches”, *2017 European Physical Society Conference on High Energy Physics (EPS-HEP 2017)* **EPS-HEP2017** (2017) 370, doi:10.22323/1.314.0370, arXiv:1712.02538.
- [55] P. Baldi et al., “Parameterized neural networks for high-energy physics”, *Eur. Phys. J. C* **76** (2016) 235, doi:10.1140/epjc/s10052-016-4099-4, arXiv:1601.07913.
- [56] G. Cowan, K. Cranmer, E. Gross, and O. Vitells, “Asymptotic formulae for likelihood-based tests of new physics”, *Eur. Phys. J. C* **11** (2011) 1554, doi:10.1140/epjc/s10052-011-1554-0, arXiv:1007.1727. [Erratum: *Eur.Phys.J.C* **73**, 2501 (2013), 10.1140/epjc/s10052-013-2501-z].
- [57] J. H. Friedman, “SMART User’s Guide”, Stanford University Department of Statistics Technical Report LCS\_01, 1984.
- [58] J. H. Friedman, “A variable span scatterplot smoother”, Stanford University Department of Statistics Technical Report LCS\_05, 1984.



















- [59] CMS Collaboration, "Precise determination of the mass of the Higgs boson and tests of compatibility of its couplings with the standard model predictions using proton collisions at 7 and 8 TeV", *Eur. Phys. J. C* **75** (2015), no. 5, 212, doi:10.1140/epjc/s10052-015-3351-7, arXiv:1412.8662.
- [60] T. Skwarnicki, "A study of the radiative CASCADE transitions between the Upsilon-Prime and Upsilon resonances". PhD thesis, Cracow, INP, 1986.
- [61] P. D. Dauncey, M. Kenzie, N. Wardle, and G. J. Davies, "Handling uncertainties in background shapes: the discrete profiling method", *JINST* **10** (2015) P04015, doi:10.1088/1748-0221/10/04/P04015, arXiv:1408.6865.
- [62] R. A. Fisher, "On the Interpretation of  $\chi^2$  from Contingency Tables, and the Calculation of  $p$ ", *J. Royal Stat. Soc* **85** (1922) 87, doi:10.2307/2340521.
- [63] CMS Collaboration, "Measurement of the inclusive  $W$  and  $Z$  production cross sections in  $pp$  collisions at  $\sqrt{s} = 7$  TeV", *JHEP* **10** (2011) 132, doi:10.1007/JHEP10(2011)132, arXiv:1107.4789.
- [64] CMS Collaboration, "Combined results of searches for the standard model higgs boson in  $pp$  collisions at  $\sqrt{s} = 7$  TeV", *Phys. Lett. B* **26** (2012) 710, doi:10.1016/j.physletb.2012.02.064, arXiv:1202.1488.
- [65] LHC Higgs Cross Section Working Group, "Handbook of LHC Higgs cross sections: 4. deciphering the nature of the Higgs sector", *CERN* (2016) doi:10.23731/CYRM-2017-002, arXiv:1610.07922.
- [66] HEPData record for this analysis, 2022. doi:10.17182/hepdata.113445.

## A The CMS Collaboration

### Yerevan Physics Institute, Yerevan, Armenia

A. Tumasyan<sup>1</sup> 

### Institut für Hochenergiephysik, Vienna, Austria

W. Adam , J.W. Andrejkovic, T. Bergauer , S. Chatterjee , K. Damanakis , M. Dragicevic , A. Escalante Del Valle , R. Frühwirth<sup>2</sup> , M. Jeitler<sup>2</sup> , N. Krammer , L. Lechner , D. Liko , I. Mikulec , P. Paulitsch, F.M. Pitters, J. Schieck<sup>2</sup> , R. Schöfbeck , D. Schwarz , S. Templ , W. Waltenberger , C.-E. Wulz<sup>2</sup> 

















### Universiteit Antwerpen, Antwerpen, Belgium

M.R. Darwish<sup>3</sup> , E.A. De Wolf, T. Janssen , T. Kello<sup>4</sup>, A. Lelek , H. Rejeb Sfar, P. Van Mechelen , S. Van Putte , N. Van Remortel 










### Vrije Universiteit Brussel, Brussel, Belgium

E.S. Bols , J. D'Hondt , M. Delcourt , H. El Faham , S. Lowette , S. Moortgat , A. Morton , D. Müller , A.R. Sahasransu , S. Tavernier , W. Van Doninck, D. Vannerom 


















### Université Libre de Bruxelles, Bruxelles, Belgium

D. Beghin, B. Bilin , B. Clerbaux , G. De Lentdecker , L. Favart , A.K. Kalsi , K. Lee , M. Mahdavihorrani , I. Makarenko , L. Moureaux , S. Paredes , L. Pétré , A. Popov , N. Postiau, E. Starling , L. Thomas , M. Vanden Bemden, C. Vander Velde , P. Vanlaer 


### Ghent University, Ghent, Belgium

T. Cornelis , D. Dobur , J. Knolle , L. Lambrecht , G. Mestdach, M. Niedziela , C. Rendón, C. Roskas , A. Samalan, K. Skovpen , M. Tytgat , B. Vermassen, L. Wezenbeek 





















### Université Catholique de Louvain, Louvain-la-Neuve, Belgium

A. Benecke , A. Bethani , G. Bruno , F. Bury , C. Caputo , P. David , C. Delaere , I.S. Donertas , A. Giammanco , K. Jaffel , Sa. Jain , V. Lemaître, K. Mondal , J. Prisciandaro, A. Taliercio , M. Teklishyn , T.T. Tran , P. Vischia , S. Wertz 

### Centro Brasileiro de Pesquisas Físicas, Rio de Janeiro, Brazil

G.A. Alves , C. Hensel , A. Moraes , P. Rebello Teles 

### Universidade do Estado do Rio de Janeiro, Rio de Janeiro, Brazil

W.L. Aldá Júnior , M. Alves Gallo Pereira , M. Barroso Ferreira Filho , H. Brandao Malbouisson , W. Carvalho , J. Chinellato<sup>5</sup>, E.M. Da Costa , G.G. Da Silveira<sup>6</sup> , D. De Jesus Damiao , V. Dos Santos Sousa , S. Fonseca De Souza , C. Mora Herrera , K. Mota Amarilo , L. Mundim , H. Nogima , A. Santoro , S.M. Silva Do Amaral , A. Sznajder , M. Thiel , F. Torres Da Silva De Araujo<sup>7</sup> , A. Vilela Pereira 

### Universidade Estadual Paulista, Universidade Federal do ABC, São Paulo, Brazil

C.A. Bernardes<sup>6</sup> , L. Calligaris , T.R. Fernandez Perez Tomei , E.M. Gregores , D. S. Lemos , P.G. Mercadante , S.F. Novaes , Sandra S. Padula 

### Institute for Nuclear Research and Nuclear Energy, Bulgarian Academy of Sciences, Sofia, Bulgaria

A. Aleksandrov , G. Antchev , R. Hadjiiska , P. Iaydjiev , M. Misheva , M. Rodozov, M. Shopova , G. Sultanov 






### University of Sofia, Sofia, Bulgaria

A. Dimitrov , T. Ivanov , L. Litov , B. Pavlov , P. Petkov , A. Petrov

**Beihang University, Beijing, China**

T. Cheng , T. Javaid<sup>8</sup> , M. Mittal , L. Yuan 









**Department of Physics, Tsinghua University, Beijing, China**

M. Ahmad , G. Bauer, C. Dozen , Z. Hu , J. Martins<sup>9</sup> , Y. Wang, K. Yi<sup>10,11</sup> 

**Institute of High Energy Physics, Beijing, China**

E. Chapon , G.M. Chen<sup>8</sup> , H.S. Chen<sup>8</sup> , M. Chen<sup>8</sup> , F. Iemmi , A. Kapoor , D. Leggat, H. Liao , Z.-A. Liu<sup>12</sup> , V. Milosevic , F. Monti , R. Sharma , J. Tao , J. Thomas-Wilsker , J. Wang , H. Zhang , J. Zhao 

**State Key Laboratory of Nuclear Physics and Technology, Peking University, Beijing, China**

A. Agapitos , Y. An , Y. Ban , C. Chen, A. Levin , Q. Li , X. Lyu, Y. Mao, S.J. Qian , D. Wang , J. Xiao , H. Yang

**Sun Yat-Sen University, Guangzhou, China**

M. Lu , Z. You 

**Institute of Modern Physics and Key Laboratory of Nuclear Physics and Ion-beam Application (MOE) - Fudan University, Shanghai, China**

X. Gao<sup>4</sup> , H. Okawa , Y. Zhang 




**Zhejiang University, Hangzhou, Zhejiang, China**

Z. Lin , M. Xiao 




**Universidad de Los Andes, Bogota, Colombia**

C. Avila , A. Cabrera , C. Florez , J. Fraga 



**Universidad de Antioquia, Medellin, Colombia**

J. Mejia Guisao , F. Ramirez , J.D. Ruiz Alvarez 

**University of Split, Faculty of Electrical Engineering, Mechanical Engineering and Naval Architecture, Split, Croatia**

D. Giljanovic , N. Godinovic , D. Lelas , I. Puljak 

**University of Split, Faculty of Science, Split, Croatia**

Z. Antunovic, M. Kovac , T. Sculac 




**Institute Rudjer Boskovic, Zagreb, Croatia**

V. Brigljevic , D. Ferencek , D. Majumder , M. Roguljic , A. Starodumov<sup>13</sup> , T. Susa 

**University of Cyprus, Nicosia, Cyprus**

A. Attikis , K. Christoforou , A. Ioannou, G. Kole , M. Kolosova , S. Konstantinou , J. Mousa , C. Nicolaou, F. Ptochos , P.A. Razis , H. Rykaczewski, H. Saka 

**Charles University, Prague, Czech Republic**

M. Finger<sup>13</sup> , M. Finger Jr.<sup>13</sup> , A. Kveton 

**Escuela Politecnica Nacional, Quito, Ecuador**

E. Ayala 

**Universidad San Francisco de Quito, Quito, Ecuador**



E. Carrera Jarrin 

**Academy of Scientific Research and Technology of the Arab Republic of Egypt, Egyptian Network of High Energy Physics, Cairo, Egypt**













H. Abdalla<sup>14</sup> , S. Khalil<sup>15</sup> 

**Center for High Energy Physics (CHEP-FU), Fayoum University, El-Fayoum, Egypt**

A. Lotfy , M.A. Mahmoud 

















**National Institute of Chemical Physics and Biophysics, Tallinn, Estonia**

S. Bhowmik , R.K. Dewanjee , K. Ehataht , M. Kadastik , S. Nandan , C. Nielsen ,  
J. Pata , M. Raidal , L. Tani , C. Veelken 

**Department of Physics, University of Helsinki, Helsinki, Finland**

P. Eerola , H. Kirschenmann , K. Osterberg , M. Voutilainen 


















**Helsinki Institute of Physics, Helsinki, Finland**

S. Bharthuar , E. Brücken , F. Garcia , J. Havukainen , M.S. Kim , R. Kinnunen,  
T. Lampén , K. Lassila-Perini , S. Lehti , T. Lindén , M. Lotti , L. Martikainen ,  
M. Myllymäki , J. Ott , H. Siikonen , E. Tuominen , J. Tuominiemi 



























**Lappeenranta-Lahti University of Technology, Lappeenranta, Finland**

P. Luukka , H. Petrow , T. Tuuva














**IRFU, CEA, Université Paris-Saclay, Gif-sur-Yvette, France**

C. Amendola , M. Besancon , F. Couderc , M. Dejardin , D. Denegri, J.L. Faure,  
F. Ferri , S. Ganjour , P. Gras , G. Hamel de Monchenault , P. Jarry , B. Lenzi ,  
E. Locci , J. Malcles , J. Rander, A. Rosowsky , M.Ö. Sahin , A. Savoy-Navarro<sup>16</sup> ,  
M. Titov , G.B. Yu 


















**Laboratoire Leprince-Ringuet, CNRS/IN2P3, Ecole Polytechnique, Institut Polytechnique de Paris, Palaiseau, France**

S. Ahuja , F. Beaudette , M. Bonanomi , A. Buchot Perraguin , P. Busson ,  
A. Cappati , C. Charlot , O. Davignon , B. Diab , G. Falmagne , S. Ghosh ,  
R. Granier de Cassagnac , A. Hakimi , I. Kucher , J. Motta , M. Nguyen ,  
C. Ochando , P. Paganini , J. Rembser , R. Salerno , U. Sarkar , J.B. Sauvan ,  
Y. Sirois , A. Tarabini , A. Zabi , A. Zghiche 




**Université de Strasbourg, CNRS, IPHC UMR 7178, Strasbourg, France**

J.-L. Agram<sup>17</sup> , J. Andrea , D. Apparú , D. Bloch , G. Bourgatte , J.-M. Brom ,  
E.C. Chabert , C. Collard , D. Darej, J.-C. Fontaine<sup>17</sup> , U. Goerlach , C. Grimault, A.-  
C. Le Bihan , E. Nibigira , P. Van Hove 

**Institut de Physique des 2 Infinis de Lyon (IP2I), Villeurbanne, France**

E. Asilar , S. Beauceron , C. Bernet , G. Boudoul , C. Camen, A. Carle, N. Chanon ,  
D. Contardo , P. Depasse , H. El Mamouni, J. Fay , S. Gascon , M. Gouzevitch ,  
B. Ille , I.B. Laktineh, H. Lattaud , A. Lesauvage , M. Lethuillier , L. Mirabito, S. Perries,  
K. Shchablo, V. Sordini , L. Torterotot , G. Touquet, M. Vander Donckt , S. Viret












**Georgian Technical University, Tbilisi, Georgia**










A. Khvedelidze<sup>13</sup> , I. Lomidze , Z. Tsamalaidze<sup>13</sup> 

**RWTH Aachen University, I. Physikalisches Institut, Aachen, Germany**

V. Botta , L. Feld , K. Klein , M. Lipinski , D. Meuser , A. Pauls , N. Röwert ,  
J. Schulz, M. Teroerde 

**RWTH Aachen University, III. Physikalisches Institut A, Aachen, Germany**























A. Dodonova , D. Eliseev , M. Erdmann , P. Fackeldey , B. Fischer , T. Hebbeker ,  
K. Hoepfner , F. Ivone , L. Mastrolorenzo, M. Merschmeyer , A. Meyer , G. Mocellin 

S. Mondal , S. Mukherjee , D. Noll , A. Novak , A. Pozdnyakov , Y. Rath, H. Reithler , A. Schmidt , S.C. Schuler, A. Sharma , L. Vigilante, S. Wiedenbeck , S. Zaleski

















### **RWTH Aachen University, III. Physikalisches Institut B, Aachen, Germany**

C. Dziwok , G. Flügge , W. Haj Ahmad<sup>18</sup> , O. Hlushchenko, T. Kress , A. Nowack , O. Pooth , D. Roy , A. Stahl<sup>19</sup> , T. Ziemons , A. Zotz 






























### **Deutsches Elektronen-Synchrotron, Hamburg, Germany**

H. Aarup Petersen , M. Aldaya Martin , P. Asmuss, S. Baxter , M. Bayatmakou , O. Behnke , A. Bermúdez Martínez , S. Bhattacharya , A.A. Bin Anuar , F. Blekman , K. Borras<sup>20</sup> , D. Brunner , A. Campbell , A. Cardini , C. Cheng, F. Colombina, S. Consuegra Rodríguez , G. Correia Silva , V. Danilov, M. De Silva , L. Didukh , G. Eckerlin, D. Eckstein , L.I. Estevez Banos , O. Filatov , E. Gallo<sup>21</sup> , A. Geiser , A. Giraldi , A. Grohsjean , M. Guthoff , A. Jafari<sup>22</sup> , N.Z. Jomhari , A. Kasem<sup>20</sup> , M. Kasemann , H. Kaveh , C. Kleinwort , R. Kogler , D. Krücker , W. Lange, K. Lipka , W. Lohmann<sup>23</sup> , R. Mankel , I.-A. Melzer-Pellmann , M. Mendizabal Morentin , J. Metwally, A.B. Meyer , M. Meyer , J. Mnich , A. Mussgiller , A. Nürnberg , Y. Otari, D. Pérez Adán , D. Pitzl, A. Raspereza , B. Ribeiro Lopes , J. Rübenach, A. Saggio , A. Saibel , M. Savitskyi , M. Scham<sup>24</sup> , V. Scheurer, S. Schnake , P. Schütze , C. Schwanenberger<sup>21</sup> , M. Shchedrolosiev , R.E. Sosa Ricardo , D. Stafford, N. Tonon , M. Van De Klundert , F. Vazzoler , R. Walsh , D. Walter , Q. Wang , Y. Wen , K. Wichmann, L. Wiens , C. Wissing , S. Wuchterl 

### **University of Hamburg, Hamburg, Germany**

R. Aggleton, S. Albrecht , S. Bein , L. Benato , P. Connor , K. De Leo , M. Eich, F. Feindt, A. Fröhlich, C. Garbers , E. Garutti , P. Gunnellini, M. Hajheidari, J. Haller , A. Hinzmann , G. Kasieczka , R. Klanner , T. Kramer , V. Kutzner , J. Lange , T. Lange , A. Lobanov , A. Malara , A. Mehta , A. Nigamova , K.J. Pena Rodriguez , M. Rieger , O. Rieger, P. Schleper , M. Schröder , J. Schwandt , J. Sonneveld , H. Stadie , G. Steinbrück , A. Tews, I. Zoi 










### **Karlsruher Institut fuer Technologie, Karlsruhe, Germany**

J. Bechtel , S. Brommer , M. Burkart, E. Butz , R. Caspart , T. Chwalek , W. De Boer<sup>†</sup>, A. Dierlamm , A. Droll, K. El Morabit , N. Faltermann , M. Giffels , J.O. Gosewisch, A. Gottmann , F. Hartmann<sup>19</sup> , C. Heidecker, U. Husemann , P. Keicher, R. Koppenhöfer , S. Maier , M. Metzler, S. Mitra , Th. Müller , M. Neukum, G. Quast , K. Rabbertz , J. Rauser, D. Savoia , M. Schnepf, D. Seith, I. Shvetsov , H.J. Simonis , R. Ulrich , J. Van Der Linden , R.F. Von Cube , M. Wassmer , M. Weber , S. Wieland , R. Wolf , S. Wozniowski , S. Wunsch




### **Institute of Nuclear and Particle Physics (INPP), NCSR Demokritos, Aghia Paraskevi, Greece**

G. Anagnostou, G. Daskalakis , A. Kyriakis, A. Stakia 







### **National and Kapodistrian University of Athens, Athens, Greece**

M. Diamantopoulou, D. Karasavvas, P. Kontaxakis , C.K. Koraka , A. Manousakis-Katsikakis , A. Panagiotou, I. Papavergou , N. Saoulidou , K. Theofilatos , E. Tziaferi , K. Vellidis , E. Vourliotis 

### **National Technical University of Athens, Athens, Greece**

G. Bakas , K. Kousouris , I. Papakrivopoulos , G. Tsipolitis, A. Zacharopoulou






**University of Ioánnina, Ioánnina, Greece**

K. Adamidis, I. Bestintzanos, I. Evangelou , C. Foudas, P. Giannelios , P. Katsoulis, P. Kokkas , N. Manthos , I. Papadopoulos , J. Strologas 





**MTA-ELTE Lendület CMS Particle and Nuclear Physics Group, Eötvös Loránd University, Budapest, Hungary**

M. Csanád , K. Farkas , M.M.A. Gadallah<sup>25</sup> , S. Lökös<sup>26</sup> , P. Major , K. Mandal , G. Pásztor , A.J. Rádl , O. Surányi , G.I. Veres 



**Wigner Research Centre for Physics, Budapest, Hungary**

M. Bartók<sup>27</sup> , G. Bencze, C. Hajdu , D. Horvath<sup>28,29</sup> , F. Sikler , V. Veszpremi 




**Institute of Nuclear Research ATOMKI, Debrecen, Hungary**

S. Czellar, D. Fasanello , F. Fienga , J. Karancsi<sup>27</sup> , J. Molnar, Z. Szillasi, D. Teyssier 














**Institute of Physics, University of Debrecen, Debrecen, Hungary**

P. Raics, Z.L. Trocsanyi<sup>30</sup> , B. Ujvari 










**Karoly Robert Campus, MATE Institute of Technology, Gyongyos, Hungary**

T. Csorgo<sup>31</sup> , F. Nemes<sup>31</sup> , T. Novak 


**Panjab University, Chandigarh, India**

S. Bansal , S.B. Beri, V. Bhatnagar , G. Chaudhary , S. Chauhan , N. Dhingra<sup>32</sup> , R. Gupta, A. Kaur , H. Kaur , M. Kaur , P. Kumari , M. Meena , K. Sandeep , J.B. Singh , A. K. Virdi 













**University of Delhi, Delhi, India**

A. Ahmed , A. Bhardwaj , B.C. Choudhary , M. Gola, S. Keshri , A. Kumar , M. Naimuddin , P. Priyanka , K. Ranjan , A. Shah 


**Saha Institute of Nuclear Physics, HBNI, Kolkata, India**

M. Bharti<sup>33</sup>, R. Bhattacharya , S. Bhattacharya , D. Bhowmik, S. Dutta , S. Dutta, B. Gomber<sup>34</sup> , M. Maity<sup>35</sup>, P. Palit , P.K. Rout , G. Saha , B. Sahu , S. Sarkar, M. Sharan



**Indian Institute of Technology Madras, Madras, India**

P.K. Behera , S.C. Behera , P. Kalbhor , J.R. Komaragiri<sup>36</sup> , D. Kumar<sup>36</sup> , A. Muhammad , L. Panwar<sup>36</sup> , R. Pradhan , P.R. Pujahari , A. Sharma , A.K. Sikdar , P.C. Tiwari<sup>36</sup> 



**Bhabha Atomic Research Centre, Mumbai, India**

K. Naskar<sup>37</sup> 










**Tata Institute of Fundamental Research-A, Mumbai, India**

T. Aziz, S. Dugad, M. Kumar , G.B. Mohanty 








**Tata Institute of Fundamental Research-B, Mumbai, India**
















































































































S. Banerjee , R. Chudasama , M. Guchait , S. Karmakar , S. Kumar , G. Majumder , K. Mazumdar , S. Mukherjee 

**National Institute of Science Education and Research, An OCC of Homi Bhabha National Institute, Bhubaneswar, Odisha, India**

























S. Bahinipati<sup>38</sup> , C. Kar , P. Mal , T. Mishra , V.K. Muraleedharan Nair Bindhu<sup>39</sup> , A. Nayak<sup>39</sup> , P. Saha , N. Sur , S.K. Swain, D. Vats<sup>39</sup> 

**Indian Institute of Science Education and Research (IISER), Pune, India**











A. Alpana , S. Dube , B. Kansal , A. Laha , S. Pandey , A. Rastogi , S. Sharma 

**Isfahan University of Technology, Isfahan, Iran**H. Bakhshiansohi<sup>40</sup> , E. Khazaie , M. Zeinali<sup>41</sup> **Institute for Research in Fundamental Sciences (IPM), Tehran, Iran**S. Chenarani<sup>42</sup> , S.M. Etesami , M. Khakzad , M. Mohammadi Najafabadi **University College Dublin, Dublin, Ireland**M. Grunewald **INFN Sezione di Bari<sup>a</sup>, Università di Bari<sup>b</sup>, Politecnico di Bari<sup>c</sup>, Bari, Italy**M. Abbrescia<sup>a,b</sup> , R. Aly<sup>a,c,43</sup> , C. Aruta<sup>a,b</sup> , A. Colaleo<sup>a</sup> , D. Creanza<sup>a,c</sup> , N. De Filippis<sup>a,c</sup> , M. De Palma<sup>a,b</sup> , A. Di Florio<sup>a,b</sup> , A. Di Pilato<sup>a,b</sup> , W. Elmetenawee<sup>a,b</sup> , F. Errico<sup>a,b</sup> , L. Fiore<sup>a</sup> , A. Gelmi<sup>a,b</sup> , M. Gul<sup>a</sup> , G. Iaselli<sup>a,c</sup> , M. Ince<sup>a,b</sup> , S. Lezki<sup>a,b</sup> , G. Maggi<sup>a,c</sup> , M. Maggi<sup>a</sup> , I. Margjeka<sup>a,b</sup> , V. Mastrapasqua<sup>a,b</sup> , S. My<sup>a,b</sup> , S. Nuzzo<sup>a,b</sup> , A. Pellecchia<sup>a,b</sup> , A. Pompili<sup>a,b</sup> , G. Pugliese<sup>a,c</sup> , D. Ramos<sup>a</sup> , A. Ranieri<sup>a</sup> , G. Selvaggi<sup>a,b</sup> , L. Silvestris<sup>a</sup> , F.M. Simone<sup>a,b</sup> , Ü. Sözbilir<sup>a</sup> , R. Venditti<sup>a</sup> , P. Verwilligen<sup>a</sup> **INFN Sezione di Bologna<sup>a</sup>, Università di Bologna<sup>b</sup>, Bologna, Italy**G. Abbiendi<sup>a</sup> , C. Battilana<sup>a,b</sup> , D. Bonacorsi<sup>a,b</sup> , L. Borgonovi<sup>a</sup> , L. Brigliadori<sup>a</sup>, R. Campanini<sup>a,b</sup> , P. Capiluppi<sup>a,b</sup> , A. Castro<sup>a,b</sup> , F.R. Cavallo<sup>a</sup> , C. Ciocca<sup>a</sup> , M. Cuffiani<sup>a,b</sup> , G.M. Dallavalle<sup>a</sup> , T. Diotallevi<sup>a,b</sup> , F. Fabbri<sup>a</sup> , A. Fanfani<sup>a,b</sup> , P. Giacomelli<sup>a</sup> , L. Giommi<sup>a,b</sup> , C. Grandi<sup>a</sup> , L. Guiducci<sup>a,b</sup> , S. Lo Meo<sup>a,44</sup> , L. Lunerti<sup>a,b</sup> , S. Marcellini<sup>a</sup> , G. Masetti<sup>a</sup> , F.L. Navarria<sup>a,b</sup> , A. Perrotta<sup>a</sup> , F. Primavera<sup>a,b</sup> , A.M. Rossi<sup>a,b</sup> , T. Rovelli<sup>a,b</sup> , G.P. Siroli<sup>a,b</sup> **INFN Sezione di Catania<sup>a</sup>, Università di Catania<sup>b</sup>, Catania, Italy**S. Albergo<sup>a,b,45</sup> , S. Costa<sup>a,b,45</sup> , A. Di Mattia<sup>a</sup> , R. Potenza<sup>a,b</sup>, A. Tricomi<sup>a,b,45</sup> , C. Tuve<sup>a,b</sup> **INFN Sezione di Firenze<sup>a</sup>, Università di Firenze<sup>b</sup>, Firenze, Italy**G. Barbagli<sup>a</sup> , A. Cassese<sup>a</sup> , R. Ceccarelli<sup>a,b</sup> , V. Ciulli<sup>a,b</sup> , C. Civinini<sup>a</sup> , R. D'Alessandro<sup>a,b</sup> , E. Focardi<sup>a,b</sup> , G. Latino<sup>a,b</sup> , P. Lenzi<sup>a,b</sup> , M. Lizzo<sup>a,b</sup> , M. Meschini<sup>a</sup> , S. Paoletti<sup>a</sup> , R. Seidita<sup>a,b</sup> , G. Sguazzoni<sup>a</sup> , L. Viliani<sup>a</sup> **INFN Laboratori Nazionali di Frascati, Frascati, Italy**L. Benussi , S. Bianco , D. Piccolo **INFN Sezione di Genova<sup>a</sup>, Università di Genova<sup>b</sup>, Genova, Italy**M. Bozzo<sup>a,b</sup> , F. Ferro<sup>a</sup> , R. Mulargia<sup>a</sup> , E. Robutti<sup>a</sup> , S. Tosi<sup>a,b</sup> **INFN Sezione di Milano-Bicocca<sup>a</sup>, Università di Milano-Bicocca<sup>b</sup>, Milano, Italy**A. Benaglia<sup>a</sup> , G. Boldrini<sup>a</sup> , F. Brivio<sup>a,b</sup> , F. Cetorelli<sup>a,b</sup> , F. De Guio<sup>a,b</sup> , M.E. Dinardo<sup>a,b</sup> , P. Dini<sup>a</sup> , S. Gennai<sup>a</sup> , A. Ghezzi<sup>a,b</sup> , P. Govoni<sup>a,b</sup> , L. Guzzi<sup>a,b</sup> , M.T. Lucchini<sup>a,b</sup> , M. Malberti<sup>a</sup> , S. Malvezzi<sup>a</sup> , A. Massironi<sup>a</sup> , D. Menasce<sup>a</sup> , L. Moroni<sup>a</sup> , M. Paganoni<sup>a,b</sup> , D. Pedrini<sup>a</sup> , B.S. Pinolini<sup>a</sup>, S. Ragazzi<sup>a,b</sup> , N. Redaelli<sup>a</sup> , T. Tabarelli de Fatis<sup>a,b</sup> , D. Valsecchi<sup>a,b,19</sup> , D. Zuolo<sup>a,b</sup> **INFN Sezione di Napoli<sup>a</sup>, Università di Napoli 'Federico II'<sup>b</sup>, Napoli, Italy; Università della Basilicata<sup>c</sup>, Potenza, Italy; Università G. Marconi<sup>d</sup>, Roma, Italy**S. Buontempo<sup>a</sup> , F. Carnevali<sup>a,b</sup>, N. Cavallo<sup>a,c</sup> , A. De Iorio<sup>a,b</sup> , F. Fabozzi<sup>a,c</sup> , A.O.M. Iorio<sup>a,b</sup> , L. Lista<sup>a,b,46</sup> , S. Meola<sup>a,d,19</sup> , P. Paolucci<sup>a,19</sup> , B. Rossi<sup>a</sup> , C. Sciacca<sup>a,b</sup> **INFN Sezione di Padova<sup>a</sup>, Università di Padova<sup>b</sup>, Padova, Italy; Università di Trento<sup>c</sup>,**















**Trento, Italy**

P. Azzi<sup>a</sup> , N. Bacchetta<sup>a</sup> , D. Bisello<sup>a,b</sup> , P. Bortignon<sup>a</sup> , A. Bragagnolo<sup>a,b</sup> , R. Carlin<sup>a,b</sup> , P. Checchia<sup>a</sup> , T. Dorigo<sup>a</sup> , U. Dosselli<sup>a</sup> , F. Gasparini<sup>a,b</sup> , U. Gasparini<sup>a,b</sup> , G. Grosso<sup>a</sup>, L. Layer<sup>a,47</sup>, E. Lusiani<sup>a</sup> , M. Margoni<sup>a,b</sup> , A.T. Meneguzzo<sup>a,b</sup> , J. Pazzini<sup>a,b</sup> , P. Ronchese<sup>a,b</sup> , R. Rossin<sup>a,b</sup> , F. Simonetto<sup>a,b</sup> , G. Strong<sup>a</sup> , M. Tosi<sup>a,b</sup> , H. Yarar<sup>a,b</sup>, M. Zanetti<sup>a,b</sup> , P. Zotto<sup>a,b</sup> , A. Zucchetta<sup>a,b</sup> , G. Zumerle<sup>a,b</sup> 


































**INFN Sezione di Pavia<sup>a</sup>, Università di Pavia<sup>b</sup>, Pavia, Italy**

C. Aimè<sup>a,b</sup> , A. Braghieri<sup>a</sup> , S. Calzaferri<sup>a,b</sup> , D. Fiorina<sup>a,b</sup> , P. Montagna<sup>a,b</sup> , S.P. Ratti<sup>a,b</sup>, V. Re<sup>a</sup> , C. Riccardi<sup>a,b</sup> , P. Salvini<sup>a</sup> , I. Vai<sup>a</sup> , P. Vitulo<sup>a,b</sup> 

**INFN Sezione di Perugia<sup>a</sup>, Università di Perugia<sup>b</sup>, Perugia, Italy**

P. Asenov<sup>a,48</sup> , G.M. Bilei<sup>a</sup> , D. Ciangottini<sup>a,b</sup> , L. Fanò<sup>a,b</sup> , M. Magherini<sup>a,b</sup> , G. Mantovani<sup>a,b</sup>, V. Mariani<sup>a,b</sup> , M. Menichelli<sup>a</sup> , F. Moscatelli<sup>a,48</sup> , A. Piccinelli<sup>a,b</sup> , M. Presilla<sup>a,b</sup> , A. Rossi<sup>a,b</sup> , A. Santocchia<sup>a,b</sup> , D. Spiga<sup>a</sup> , T. Tedeschi<sup>a,b</sup> 




































**INFN Sezione di Pisa<sup>a</sup>, Università di Pisa<sup>b</sup>, Scuola Normale Superiore di Pisa<sup>c</sup>, Pisa, Italy; Università di Siena<sup>d</sup>, Siena, Italy**

P. Azzurri<sup>a</sup> , G. Bagliesi<sup>a</sup> , V. Bertacchi<sup>a,c</sup> , L. Bianchini<sup>a</sup> , T. Boccali<sup>a</sup> , E. Bossini<sup>a,b</sup> , R. Castaldi<sup>a</sup> , M.A. Ciocci<sup>a,b</sup> , V. D'Amante<sup>a,d</sup> , R. Dell'Orso<sup>a</sup> , M.R. Di Domenico<sup>a,d</sup> , S. Donato<sup>a</sup> , A. Giassi<sup>a</sup> , F. Ligabue<sup>a,c</sup> , E. Manca<sup>a,c</sup> , G. Mandorli<sup>a,c</sup> , D. Matos Figueiredo<sup>a</sup> , A. Messineo<sup>a,b</sup> , M. Musich<sup>a</sup> , F. Palla<sup>a</sup> , S. Parolia<sup>a,b</sup> , G. Ramirez-Sanchez<sup>a,c</sup> , A. Rizzi<sup>a,b</sup> , G. Rolandi<sup>a,c</sup> , S. Roy Chowdhury<sup>a,c</sup> , A. Scribano<sup>a</sup> , N. Shafiei<sup>a,b</sup> , P. Spagnolo<sup>a</sup> , R. Tenchini<sup>a</sup> , G. Tonelli<sup>a,b</sup> , N. Turini<sup>a,d</sup> , A. Venturi<sup>a</sup> , P.G. Verdini<sup>a</sup> 








**INFN Sezione di Roma<sup>a</sup>, Sapienza Università di Roma<sup>b</sup>, Roma, Italy**

P. Barria<sup>a</sup> , M. Campana<sup>a,b</sup> , F. Cavallari<sup>a</sup> , D. Del Re<sup>a,b</sup> , E. Di Marco<sup>a</sup> , M. Diemoz<sup>a</sup> , E. Longo<sup>a,b</sup> , P. Meridiani<sup>a</sup> , G. Organtini<sup>a,b</sup> , F. Pandolfi<sup>a</sup> , R. Paramatti<sup>a,b</sup> , C. Quaranta<sup>a,b</sup> , S. Rahatlou<sup>a,b</sup> , C. Rovelli<sup>a</sup> , F. Santanastasio<sup>a,b</sup> , L. Soffi<sup>a</sup> , R. Tramontano<sup>a,b</sup> 

**INFN Sezione di Torino<sup>a</sup>, Università di Torino<sup>b</sup>, Torino, Italy; Università del Piemonte Orientale<sup>c</sup>, Novara, Italy**

N. Amapane<sup>a,b</sup> , R. Arcidiacono<sup>a,c</sup> , S. Argiro<sup>a,b</sup> , M. Arneodo<sup>a,c</sup> , N. Bartosik<sup>a</sup> , R. Bellan<sup>a,b</sup> , A. Bellora<sup>a,b</sup> , J. Berenguer Antequera<sup>a,b</sup> , C. Biino<sup>a</sup> , N. Cartiglia<sup>a</sup> , M. Costa<sup>a,b</sup> , R. Covarelli<sup>a,b</sup> , N. Demaria<sup>a</sup> , B. Kiani<sup>a,b</sup> , F. Legger<sup>a</sup> , C. Mariotti<sup>a</sup> , S. Maselli<sup>a</sup> , E. Migliore<sup>a,b</sup> , E. Monteil<sup>a,b</sup> , M. Monteno<sup>a</sup> , M.M. Obertino<sup>a,b</sup> , G. Ortona<sup>a</sup> , L. Pacher<sup>a,b</sup> , N. Pastrone<sup>a</sup> , M. Pelliccioni<sup>a</sup> , M. Ruspa<sup>a,c</sup> , K. Shchelina<sup>a</sup> , F. Siviero<sup>a,b</sup> , V. Sola<sup>a</sup> , A. Solano<sup>a,b</sup> , D. Soldi<sup>a,b</sup> , A. Staiano<sup>a</sup> , M. Tornago<sup>a,b</sup> , D. Trocino<sup>a</sup> , A. Vagnerini<sup>a,b</sup> 

**INFN Sezione di Trieste<sup>a</sup>, Università di Trieste<sup>b</sup>, Trieste, Italy**

S. Belforte<sup>a</sup> , V. Candelise<sup>a,b</sup> , M. Casarsa<sup>a</sup> , F. Cossutti<sup>a</sup> , A. Da Rold<sup>a,b</sup> , G. Della Ricca<sup>a,b</sup> , G. Sorrentino<sup>a,b</sup> 




**Kyungpook National University, Daegu, Korea**

S. Dogra , C. Huh , B. Kim , D.H. Kim , G.N. Kim , J. Kim, J. Lee , S.W. Lee , C.S. Moon , Y.D. Oh , S.I. Pak , S. Sekmen , Y.C. Yang 





**Chonnam National University, Institute for Universe and Elementary Particles, Kwangju, Korea**

H. Kim , D.H. Moon 

**Hanyang University, Seoul, Korea**

B. Francois , T.J. Kim , J. Park 

**Korea University, Seoul, Korea**

S. Cho, S. Choi , B. Hong , K. Lee, K.S. Lee , J. Lim, J. Park, S.K. Park, J. Yoo 

**Kyung Hee University, Department of Physics, Seoul, Korea**

J. Goh , A. Gurtu 

**Sejong University, Seoul, Korea**

H. S. Kim , Y. Kim



**Seoul National University, Seoul, Korea**

J. Almond, J.H. Bhyun, J. Choi , S. Jeon , J. Kim , J.S. Kim, S. Ko , H. Kwon , H. Lee , S. Lee, B.H. Oh , M. Oh , S.B. Oh , H. Seo , U.K. Yang, I. Yoon 




**University of Seoul, Seoul, Korea**

W. Jang , D.Y. Kang, Y. Kang , S. Kim , B. Ko, J.S.H. Lee , Y. Lee , J.A. Merlin, I.C. Park , Y. Roh, M.S. Ryu , D. Song, Watson, I.J. , S. Yang 


**Yonsei University, Department of Physics, Seoul, Korea**

S. Ha , H.D. Yoo 

**Sungkyunkwan University, Suwon, Korea**

M. Choi , H. Lee, Y. Lee , I. Yu 

**College of Engineering and Technology, American University of the Middle East (AUM), Dasman, Kuwait**

T. Beyrouthy, Y. Maghrbi 

**Riga Technical University, Riga, Latvia**

K. Dreimanis , V. Veckalns 

**Vilnius University, Vilnius, Lithuania**

M. Ambrozias , A. Carvalho Antunes De Oliveira , A. Juodagalvis , A. Rinkevicius , G. Tamulaitis 









**National Centre for Particle Physics, Universiti Malaya, Kuala Lumpur, Malaysia**

N. Bin Norjoharuddeen , Z. Zolkapli

**Universidad de Sonora (UNISON), Hermosillo, Mexico**

J.F. Benitez , A. Castaneda Hernandez , L.G. Gallegos Mariñez, M. León Coello , J.A. Murillo Quijada , A. Sehrawat , L. Valencia Palomo 




**Centro de Investigacion y de Estudios Avanzados del IPN, Mexico City, Mexico**

G. Ayala , H. Castilla-Valdez , E. De La Cruz-Burelo , I. Heredia-De La Cruz<sup>49</sup> , R. Lopez-Fernandez , C.A. Mondragon Herrera, D.A. Perez Navarro , R. Reyes-Almanza , A. Sánchez Hernández 


**Universidad Iberoamericana, Mexico City, Mexico**

S. Carrillo Moreno, C. Oropeza Barrera , F. Vazquez Valencia 

**Benemerita Universidad Autonoma de Puebla, Puebla, Mexico**

I. Pedraza , H.A. Salazar Ibarguen , C. Uribe Estrada 

**University of Montenegro, Podgorica, Montenegro**

J. Mijuskovic<sup>50</sup>, N. Raicevic 







**University of Auckland, Auckland, New Zealand**

D. Krofcheck 

**University of Canterbury, Christchurch, New Zealand**

P.H. Butler 







**National Centre for Physics, Quaid-I-Azam University, Islamabad, Pakistan**

A. Ahmad , M.I. Asghar, A. Awais , M.I.M. Awan, H.R. Hoorani , W.A. Khan ,  
M.A. Shah, M. Shoaib , M. Waqas 






**AGH University of Science and Technology Faculty of Computer Science, Electronics and Telecommunications, Krakow, Poland**

V. Avati, L. Grzanka , M. Malawski 

**National Centre for Nuclear Research, Swierk, Poland**

H. Bialkowska , M. Bluj , B. Boimska , M. Górski , M. Kazana , M. Szeleper ,  
P. Zalewski 

**Institute of Experimental Physics, Faculty of Physics, University of Warsaw, Warsaw, Poland**

K. Bunkowski , K. Doroba , A. Kalinowski , M. Konecki , J. Krolikowski 


























**Laboratório de Instrumentação e Física Experimental de Partículas, Lisboa, Portugal**

M. Araujo , P. Bargassa , D. Bastos , A. Boletti , P. Faccioli , M. Gallinaro , J. Hollar ,  
N. Leonardo , T. Niknejad , M. Pisano , J. Seixas , O. Toldaiev , J. Varela 

**VINCA Institute of Nuclear Sciences, University of Belgrade, Belgrade, Serbia**

P. Adzic<sup>51</sup> , M. Dordevic , P. Milenovic , J. Milosevic 















**Centro de Investigaciones Energéticas Medioambientales y Tecnológicas (CIEMAT), Madrid, Spain**

M. Aguilar-Benitez, J. Alcaraz Maestre , A. Álvarez Fernández , I. Bachiller, M. Barrio Luna, Cristina F. Bedoya , C.A. Carrillo Montoya , M. Cepeda , M. Cerrada , N. Colino ,  
B. De La Cruz , A. Delgado Peris , J.P. Fernández Ramos , J. Flix , M.C. Fouz ,  
O. Gonzalez Lopez , S. Goy Lopez , J.M. Hernandez , M.I. Josa , J. León Holgado ,  
D. Moran , Á. Navarro Tobar , C. Perez Dengra , A. Pérez-Calero Yzquierdo ,  
J. Puerta Pelayo , I. Redondo , L. Romero, S. Sánchez Navas , L. Urda Gómez ,  
C. Willmott


















**Universidad Autónoma de Madrid, Madrid, Spain**

J.F. de Trocóniz 

**Universidad de Oviedo, Instituto Universitario de Ciencias y Tecnologías Espaciales de Asturias (ICTEA), Oviedo, Spain**

B. Alvarez Gonzalez , J. Cuevas , C. Erice , J. Fernandez Menendez , S. Folgueras ,  
I. Gonzalez Caballero , J.R. González Fernández , E. Palencia Cortezon ,  
C. Ramón Álvarez , V. Rodríguez Bouza , A. Soto Rodríguez , A. Trapote ,  
N. Trevisani , C. Vico Villalba 

**Instituto de Física de Cantabria (IFCA), CSIC-Universidad de Cantabria, Santander, Spain**

J.A. Brochero Cifuentes , I.J. Cabrillo , A. Calderon , J. Duarte Campderros , M. Fernandez ,  
C. Fernandez Madrazo , P.J. Fernández Manteca , A. García Alonso, G. Gomez ,  
C. Martinez Rivero , P. Martinez Ruiz del Arbol , F. Matorras , P. Matorras Cuevas ,  
J. Piedra Gomez , C. Prieels, A. Ruiz-Jimeno , L. Scodellaro , I. Vila , J.M. Vizan Garcia 

**University of Colombo, Colombo, Sri Lanka**

M.K. Jayananda , B. Kailasapathy<sup>52</sup> , D.U.J. Sonnadara , D.D.C. Wickramarathna 

**University of Ruhuna, Department of Physics, Matara, Sri Lanka**

W.G.D. Dharmaratna , K. Liyanage , N. Perera , N. Wickramage 

































**CERN, European Organization for Nuclear Research, Geneva, Switzerland**

T.K. Aarrestad , D. Abbaneo , J. Alimena , E. Auffray , G. Auzinger , J. Baechler, P. Baillon<sup>†</sup>, D. Barney , J. Bendavid , M. Bianco , A. Bocci , C. Caillol , T. Camporesi , M. Capeans Garrido , G. Cerminara , N. Chernyavskaya , S.S. Chhibra , S. Choudhury, M. Cipriani , L. Cristella , D. d'Enterria , A. Dabrowski , A. David , A. De Roeck , M.M. Defranchis , M. Deile , M. Dobson , M. Dünser , N. Dupont, A. Elliott-Peisert, F. Fallavollita<sup>53</sup>, A. Florent , L. Forthomme , G. Franzoni , W. Funk , S. Ghosh , S. Giani, D. Gigi, K. Gill , F. Glege , L. Gouskos , M. Haranko , J. Hegeman , V. Innocente , T. James , P. Janot , J. Kaspar , J. Kieseler , M. Komm , N. Kratochwil , C. Lange , S. Laurila , P. Lecoq , A. Lintuluoto , K. Long , C. Lourenço , B. Maier , L. Malgeri , S. Mallios, M. Mannelli , A.C. Marini , F. Meijers , S. Mersi , E. Meschi , F. Moortgat , M. Mulders , S. Orfanelli, L. Orsini, F. Pantaleo , E. Perez, M. Peruzzi , A. Petrilli , G. Petrucciani , A. Pfeiffer , M. Pierini , D. Piparo , M. Pitt , H. Qu , T. Quast, D. Rabady , A. Racz, G. Reales Gutiérrez, M. Rovere , H. Sakulin , J. Salfeld-Nebgen , S. Scarfi , C. Schäfer, M. Selvaggi , A. Sharma , P. Silva , W. Snoeys , P. Sphicas<sup>54</sup> , S. Summers , K. Tatar , V.R. Tavolaro , D. Treille , P. Tropea , A. Tsirou, J. Wanczyk<sup>55</sup> , K.A. Wozniak , W.D. Zeuner
























**Paul Scherrer Institut, Villigen, Switzerland**

L. Caminada<sup>56</sup> , A. Ebrahimi , W. Erdmann , R. Horisberger , Q. Ingram , H.C. Kaestli , D. Kotlinski , M. Missiroli<sup>56</sup> , L. Noehte<sup>56</sup> , T. Rohe 




**ETH Zurich - Institute for Particle Physics and Astrophysics (IPA), Zurich, Switzerland**

K. Androsov<sup>55</sup> , M. Backhaus , P. Berger, A. Calandri , A. De Cosa , G. Dissertori , M. Dittmar, M. Donegà , C. Dorfer , F. Eble , K. Gedia , F. Glessgen , T.A. Gómez Espinosa , C. Grab , D. Hits , W. Lustermann , A.-M. Lyon , R.A. Manzoni , L. Marchese , C. Martin Perez , M.T. Meinhard , F. Nessi-Tedaldi , J. Niedziela , F. Pauss , V. Perovic , S. Pigazzini , M.G. Ratti , M. Reichmann , C. Reissel , T. Reitenspiess , B. Ristic , D. Ruini, D.A. Sanz Becerra , V. Stampf, J. Steggemann<sup>55</sup> , R. Wallny 











**Universität Zürich, Zurich, Switzerland**

C. Amsler<sup>57</sup> , P. Bäertschi , C. Botta , D. Brzhechko, M.F. Canelli , K. Cormier , A. De Wit , R. Del Burgo, J.K. Heikkilä , M. Huwiler , W. Jin , A. Jofrehei , B. Kilminster , S. Leontsinis , S.P. Liechti , A. Macchiolo , P. Meiring , V.M. Mikuni , U. Molinatti , I. Neutelings , A. Reimers , P. Robmann, S. Sanchez Cruz , K. Schweiger , M. Senger , Y. Takahashi 




**National Central University, Chung-Li, Taiwan**

C. Adloff<sup>58</sup>, C.M. Kuo, W. Lin, A. Roy , T. Sarkar<sup>35</sup> , S.S. Yu 

**National Taiwan University (NTU), Taipei, Taiwan**




















L. Ceard, Y. Chao , K.F. Chen , P.H. Chen , P.s. Chen, H. Cheng , W.-S. Hou , Y.y. Li , R.-S. Lu , E. Paganis , A. Psallidas, A. Steen , H.y. Wu, E. Yazgan , P.r. Yu

**Chulalongkorn University, Faculty of Science, Department of Physics, Bangkok, Thailand**

B. Asavapibhop , C. Asawatangtrakuldee , N. Srimanobhas 



**Çukurova University, Physics Department, Science and Art Faculty, Adana, Turkey**

F. Boran , S. Damarseckin<sup>59</sup> , Z.S. Demiroglu , F. Dolek , I. Dumanoglu<sup>60</sup> , E. Eskut , Y. Guler<sup>61</sup> , E. Gurpinar Guler<sup>61</sup> , C. Isik , O. Kara, A. Kayis Topaksu , U. Kiminsu , G. Onengut , K. Ozdemir<sup>62</sup> , A. Polatoz , A.E. Simsek , B. Tali<sup>63</sup> , U.G. Tok , S. Turkcapar , I.S. Zorbakir 

**Middle East Technical University, Physics Department, Ankara, Turkey**

G. Karapinar, K. Ocalan<sup>64</sup> , M. Yalvac<sup>65</sup> 









**Bogazici University, Istanbul, Turkey**

B. Akgun , I.O. Atakisi , E. Gülmez , M. Kaya<sup>66</sup> , O. Kaya<sup>67</sup> , Ö. Özçelik , S. Tekten<sup>68</sup> , E.A. Yetkin<sup>69</sup> 


**Istanbul Technical University, Istanbul, Turkey**

A. Cakir , K. Cankocak<sup>60</sup> , Y. Komurcu , S. Sen<sup>60</sup> 


**Istanbul University, Istanbul, Turkey**

S. Cerci<sup>63</sup> , I. Hos<sup>70</sup> , B. Isildak<sup>71</sup> , B. Kaynak , S. Ozkorucuklu , H. Sert , D. Sunar Cerci<sup>63</sup> , C. Zorbilmez 
















**Institute for Scintillation Materials of National Academy of Science of Ukraine, Kharkiv, Ukraine**

B. Grynyov 
















**National Science Centre, Kharkiv Institute of Physics and Technology, Kharkiv, Ukraine**

L. Levchuk 






























**University of Bristol, Bristol, United Kingdom**

D. Anthony , E. Bhal , S. Bologna, J.J. Brooke , A. Bundock , E. Clement , D. Cussans , H. Flacher , J. Goldstein , G.P. Heath, H.F. Heath , L. Kreczko , B. Krikler , S. Paramesvaran , S. Seif El Nasr-Storey, V.J. Smith , N. Stylianou<sup>72</sup> , K. Walkingshaw Pass, R. White 





**Rutherford Appleton Laboratory, Didcot, United Kingdom**

K.W. Bell , A. Belyaev<sup>73</sup> , C. Brew , R.M. Brown , D.J.A. Cockerill , C. Cooke , K.V. Ellis, K. Harder , S. Harper , M.-L. Holmberg , J. Linacre , K. Manolopoulos, D.M. Newbold , E. Olaiya, D. Petyt , T. Reis , T. Schuh, C.H. Shepherd-Themistocleous , I.R. Tomalin, T. Williams 













**Imperial College, London, United Kingdom**

R. Bainbridge , P. Bloch , S. Bonomally, J. Borg , S. Breeze, O. Buchmuller, V. Cepaitis , G.S. Chahal<sup>74</sup> , D. Colling , P. Dauncey , G. Davies , M. Della Negra , S. Fayer, G. Fedi , G. Hall , M.H. Hassanshahi , G. Iles , J. Langford , L. Lyons , A.-M. Magnan , S. Malik, A. Martelli , D.G. Monk , J. Nash<sup>75</sup> , M. Pesaresi, B.C. Radburn-Smith , D.M. Raymond, A. Richards, A. Rose , E. Scott , C. Seez , A. Shtipliyski, A. Tapper , K. Uchida , T. Virdee<sup>19</sup> , M. Vojinovic , N. Wardle , S.N. Webb , D. Winterbottom

**Brunel University, Uxbridge, United Kingdom**

K. Coldham, J.E. Cole , A. Khan, P. Kyberd , I.D. Reid , L. Teodorescu, S. Zahid 

**Baylor University, Waco, Texas, USA**

S. Abdullin , A. Brinkerhoff , B. Caraway , J. Dittmann , K. Hatakeyama , A.R. Kanuganti , B. McMaster , N. Pastika , M. Saunders , S. Sawant , C. Sutantawibul , J. Wilson 
















**Catholic University of America, Washington, DC, USA**

R. Bartek , A. Dominguez , R. Uniyal , A.M. Vargas Hernandez 



















**The University of Alabama, Tuscaloosa, Alabama, USA**

A. Buccilli , S.I. Cooper , D. Di Croce , S.V. Gleyzer , C. Henderson , C.U. Perez , P. Rumerio<sup>76</sup> , C. West 


















**Boston University, Boston, Massachusetts, USA**

A. Akpınar , A. Albert , D. Arcaro , C. Cosby , Z. Demiragli , E. Fontanesi , D. Gastler , S. May , J. Rohlf , K. Salyer , D. Sperka , D. Spitzbart , I. Suarez , A. Tsatsos , S. Yuan , D. Zou














**Brown University, Providence, Rhode Island, USA**

G. Benelli , B. Burkle , X. Coubez<sup>20</sup>, D. Cutts , M. Hadley , U. Heintz , J.M. Hogan<sup>77</sup> , T. Kwon , G. Landsberg , K.T. Lau , D. Li , M. Lukasik, J. Luo , M. Narain , N. Pervan , S. Sagir<sup>78</sup> , F. Simpson , E. Usai , W.Y. Wong, X. Yan , D. Yu , W. Zhang









**University of California, Davis, Davis, California, USA**

J. Bonilla , C. Brainerd , R. Breedon , M. Calderon De La Barca Sanchez , M. Chertok , J. Conway , P.T. Cox , R. Erbacher , G. Haza , F. Jensen , O. Kukral , R. Lander, M. Mulhearn , D. Pellett , B. Regnery , D. Taylor , Y. Yao , F. Zhang 






















**University of California, Los Angeles, California, USA**

M. Bachtis , R. Cousins , A. Datta , D. Hamilton , J. Hauser , M. Ignatenko , M.A. Iqbal , T. Lam , W.A. Nash , S. Regnard , D. Saltzberg , B. Stone , V. Valuev 


















**University of California, Riverside, Riverside, California, USA**

Y. Chen, R. Clare , J.W. Gary , M. Gordon, G. Hanson , G. Karapostoli , O.R. Long , N. Manganelli , W. Si , S. Wimpenny , Y. Zhang














**University of California, San Diego, La Jolla, California, USA**

J.G. Branson, P. Chang , S. Cittolin, S. Cooperstein , N. Deelen , D. Diaz , J. Duarte , R. Gerosa , L. Giannini , J. Guiang , R. Kansal , V. Krutelyov , R. Lee , J. Letts , M. Masciovecchio , F. Mokhtar , M. Pieri , B.V. Sathia Narayanan , V. Sharma , M. Tadel , F. Würthwein , Y. Xiang , A. Yagil 












**University of California, Santa Barbara - Department of Physics, Santa Barbara, California, USA**

N. Amin, C. Campagnari , M. Citron , G. Collura , A. Dorsett , V. Dutta , J. Incandela , M. Kilpatrick , J. Kim , B. Marsh, H. Mei , M. Oshiro , M. Quinnan , J. Richman , U. Sarica , F. Setti , J. Sheplock , P. Siddireddy, D. Stuart , S. Wang 












**California Institute of Technology, Pasadena, California, USA**

A. Bornheim , O. Cerri, I. Dutta , J.M. Lawhorn , N. Lu , J. Mao , H.B. Newman , T. Q. Nguyen , M. Spiropulu , J.R. Vlimant , C. Wang , S. Xie , Z. Zhang , R.Y. Zhu 

















**Carnegie Mellon University, Pittsburgh, Pennsylvania, USA**

J. Alison , S. An , M.B. Andrews , P. Bryant , T. Ferguson , A. Harilal , C. Liu , T. Mudholkar , M. Paulini , A. Sanchez , W. Terrill 


































































**University of Colorado Boulder, Boulder, Colorado, USA**

J.P. Cumalat , W.T. Ford , A. Hassani , G. Karathanasis , E. MacDonald, R. Patel, A. Perloff , C. Savard , N. Schonbeck , K. Stenson , K.A. Ulmer , S.R. Wagner , N. Zipper 






















### Cornell University, Ithaca, New York, USA

J. Alexander , S. Bright-Thonney , X. Chen , Y. Cheng , D.J. Cranshaw , S. Hogan , J. Monroy , J.R. Patterson , D. Quach , J. Reichert , M. Reid , A. Ryd , W. Sun , J. Thom , P. Wittich , R. Zou 

### Fermi National Accelerator Laboratory, Batavia, Illinois, USA

M. Albrow , M. Alyari , G. Apollinari , A. Apresyan , A. Apyan , L.A.T. Bauerdick , D. Berry , J. Berryhill , P.C. Bhat , K. Burkett , J.N. Butler , A. Canepa , G.B. Cerati , H.W.K. Cheung , F. Chlebana , K.F. Di Petrillo , J. Dickinson , V.D. Elvira , Y. Feng , J. Freeman , Z. Gecse , L. Gray , D. Green, S. Grünendahl , O. Gutsche , R.M. Harris , R. Heller , T.C. Herwig , J. Hirschauer , B. Jayatilaka , S. Jindariani , M. Johnson , U. Joshi , T. Klijsma , B. Klima , K.H.M. Kwok , S. Lammel , D. Lincoln , R. Lipton , T. Liu , C. Madrid , K. Maeshima , C. Mantilla , D. Mason , P. McBride , P. Merkel , S. Mrenna , S. Nahn , J. Ngadiuba , V. Papadimitriou , K. Pedro , C. Pena<sup>79</sup> , F. Ravera , A. Reinsvold Hall<sup>80</sup> , L. Ristori , E. Sexton-Kennedy , N. Smith , A. Soha , L. Spiegel , J. Strait , L. Taylor , S. Tkaczyk , N.V. Tran , L. Uplegger , E.W. Vaandering , H.A. Weber 








### University of Florida, Gainesville, Florida, USA

P. Avery , D. Bourilkov , L. Cadamuro , V. Cherepanov , R.D. Field, D. Guerrero , B.M. Joshi , M. Kim, E. Koenig , J. Konigsberg , A. Korytov , K.H. Lo, K. Matchev , N. Menendez , G. Mitselmakher , A. Muthirakalayil Madhu , N. Rawal , D. Rosenzweig , S. Rosenzweig , K. Shi , J. Wang , Z. Wu , E. Yigitbasi , X. Zuo 


















### Florida State University, Tallahassee, Florida, USA

T. Adams , A. Askew , R. Habibullah , V. Hagopian , K.F. Johnson, R. Khurana, T. Kolberg , G. Martinez, H. Prosper , C. Schiber, O. Viazlo , R. Yohay , J. Zhang












### Florida Institute of Technology, Melbourne, Florida, USA

M.M. Baarmand , S. Butalla , T. Elkafrawy<sup>81</sup> , M. Hohlmann , R. Kumar Verma , D. Noonan , M. Rahmani, F. Yumiceva 

### University of Illinois at Chicago (UIC), Chicago, Illinois, USA

M.R. Adams , H. Becerril Gonzalez , R. Cavanaugh , S. Dittmer , O. Evdokimov , C.E. Gerber , D.J. Hofman , A.H. Merrit , C. Mills , G. Oh , T. Roy , S. Rudrabhatla , M.B. Tonjes , N. Varelas , J. Viinikainen , X. Wang , Z. Ye 




























### The University of Iowa, Iowa City, Iowa, USA

M. Alhuseini , K. Dilsiz<sup>82</sup> , L. Emediato , R.P. Gandrajula , O.K. Köseyan , J.-P. Merlo, A. Mestvirishvili<sup>83</sup> , J. Nachtman , H. Ogul<sup>84</sup> , Y. Onel , A. Penzo , C. Snyder, E. Tiras<sup>85</sup> 




### Johns Hopkins University, Baltimore, Maryland, USA

O. Amram , B. Blumenfeld , L. Corcodilos , J. Davis , A.V. Gritsan , S. Kyriacou , P. Maksimovic , J. Roskes , M. Swartz , T.Á. Vámi 

### The University of Kansas, Lawrence, Kansas, USA

A. Abreu , J. Anguiano , C. Baldenegro Barrera , P. Baringer , A. Bean , A. Bylinkin , Z. Flowers , T. Isidori , S. Khalil , J. King , G. Krintiras , A. Kropivnitskaya , M. Lazarovits , C. Le Mahieu , C. Lindsey, J. Marquez , N. Minafra , M. Murray , M. Nickel , C. Rogan , C. Royon , R. Salvatico , S. Sanders , E. Schmitz , C. Smith , Q. Wang , Z. Warner, J. Williams , G. Wilson 


















### Kansas State University, Manhattan, Kansas, USA

S. Duric, A. Ivanov , K. Kaadze , D. Kim, Y. Maravin , T. Mitchell, A. Modak, K. Nam






















**Lawrence Livermore National Laboratory, Livermore, California, USA**

F. Rebassoo , D. Wright 













**University of Maryland, College Park, Maryland, USA**

E. Adams , A. Baden , O. Baron, A. Belloni , S.C. Eno , N.J. Hadley , S. Jabeen , R.G. Kellogg , T. Koeth , Y. Lai , S. Lascio , A.C. Mignerey , S. Nabili , C. Palmer , M. Seidel , A. Skuja , L. Wang , K. Wong 















**Massachusetts Institute of Technology, Cambridge, Massachusetts, USA**

D. Abercrombie, G. Andreassi, R. Bi, W. Busza , I.A. Cali , Y. Chen , M. D'Alfonso , J. Eysermans , C. Freer , G. Gomez-Ceballos , M. Goncharov, P. Harris, M. Hu , M. Klute , D. Kovalskyi , J. Krupa , Y.-J. Lee , C. Mironov , C. Paus , D. Rankin , C. Roland , G. Roland , Z. Shi , G.S.F. Stephans , J. Wang, Z. Wang , B. Wyslouch 











**University of Minnesota, Minneapolis, Minnesota, USA**

R.M. Chatterjee, A. Evans , J. Hiltbrand , Sh. Jain , M. Krohn , Y. Kubota , J. Mans , M. Revering , R. Rusack , R. Saradhy , N. Schroeder , N. Strobbe , M.A. Wadud 





















**University of Nebraska-Lincoln, Lincoln, Nebraska, USA**

K. Bloom , M. Bryson, S. Chauhan , D.R. Claes , C. Fangmeier , L. Finco , F. Golf , C. Joo , I. Kravchenko , I. Reed , J.E. Siado , G.R. Snow<sup>†</sup>, W. Tabb , A. Wightman , F. Yan , A.G. Zecchinelli 









**State University of New York at Buffalo, Buffalo, New York, USA**

G. Agarwal , H. Bandyopadhyay , L. Hay , I. Iashvili , A. Kharchilava , C. McLean , D. Nguyen , J. Pekkanen , S. Rappoccio , A. Williams 






















**Northeastern University, Boston, Massachusetts, USA**

G. Alverson , E. Barberis , Y. Haddad , Y. Han , A. Hortiangtham , A. Krishna , J. Li , J. Lidrych , G. Madigan , B. Marzocchi , D.M. Morse , V. Nguyen , T. Orimoto , A. Parker , L. Skinnari , A. Tishelman-Charny , T. Wamorkar , B. Wang , A. Wisecarver , D. Wood 

**Northwestern University, Evanston, Illinois, USA**

S. Bhattacharya , J. Bueghly, Z. Chen , A. Gilbert , T. Gunter , K.A. Hahn , Y. Liu , N. Odell , M.H. Schmitt , M. Velasco




















**University of Notre Dame, Notre Dame, Indiana, USA**

R. Band , R. Bucci, M. Cremonesi, A. Das , N. Dev , R. Goldouzian , M. Hildreth , K. Hurtado Anampa , C. Jessop , K. Lannon , J. Lawrence , N. Loukas , L. Lutton , J. Mariano, N. Marinelli, I. Mcalister, T. McCauley , C. Mcgrady , K. Mohrman , C. Moore , Y. Musienko<sup>13</sup> , R. Ruchti , A. Townsend , M. Wayne , M. Zarucki , L. Zygala 

**The Ohio State University, Columbus, Ohio, USA**

B. Bylsma, L.S. Durkin , B. Francis , C. Hill , M. Nunez Ornelas , K. Wei, B.L. Winer , B. R. Yates 




















**Princeton University, Princeton, New Jersey, USA**

F.M. Addesa , B. Bonham , P. Das , G. Dezoort , P. Elmer , A. Frankenthal , B. Greenberg , N. Haubrich , S. Higginbotham , A. Kalogeropoulos , G. Kopp , S. Kwan , D. Lange , D. Marlow , K. Mei , I. Ojalvo , J. Olsen , D. Stickland , C. Tully 

**University of Puerto Rico, Mayaguez, Puerto Rico, USA**

S. Malik , S. Norberg















**Purdue University, West Lafayette, Indiana, USA**

A.S. Bakshi , V.E. Barnes , R. Chawla , S. Das , L. Gutay, M. Jones , A.W. Jung , D. Kondratyev , A.M. Koshy, M. Liu , G. Negro , N. Neumeister , G. Paspalaki , S. Piperov , A. Purohit , J.F. Schulte , M. Stojanovic , J. Thieman , F. Wang , R. Xiao , W. Xie 












**Purdue University Northwest, Hammond, Indiana, USA**

J. Dolen , N. Parashar 
















**Rice University, Houston, Texas, USA**

D. Acosta , A. Baty , T. Carnahan , M. Decaro, S. Dildick , K.M. Ecklund , S. Freed, P. Gardner, F.J.M. Geurts , A. Kumar , W. Li , B.P. Padley , R. Redjimi, J. Rotter , W. Shi , A.G. Stahl Leiton , S. Yang , L. Zhang<sup>86</sup>, Y. Zhang 

**University of Rochester, Rochester, New York, USA**

A. Bodek , P. de Barbaro , R. Demina , J.L. Dulemba , C. Fallon, T. Ferbel , M. Galanti, A. Garcia-Bellido , O. Hindrichs , A. Khukhunaishvili , E. Ranken , R. Taus , G.P. Van Onsem 














**Rutgers, The State University of New Jersey, Piscataway, New Jersey, USA**

B. Chiarito, J.P. Chou , A. Gandrakota , Y. Gershtein , E. Halkiadakis , A. Hart , M. Heindl , O. Karacheban<sup>23</sup> , I. Laflotte , A. Lath , R. Montalvo, K. Nash, M. Osherson , S. Salur , S. Schnetzer, S. Somalwar , R. Stone , S.A. Thayil , S. Thomas, H. Wang 









**University of Tennessee, Knoxville, Tennessee, USA**

H. Acharya, A.G. Delannoy , S. Fiorendi , S. Spanier 










**Texas A&M University, College Station, Texas, USA**

O. Bouhali<sup>87</sup> , M. Dalchenko , A. Delgado , R. Eusebi , J. Gilmore , T. Huang , T. Kamon<sup>88</sup> , H. Kim , S. Luo , S. Malhotra, R. Mueller , D. Overton , D. Rathjens , A. Safonov 














**Texas Tech University, Lubbock, Texas, USA**

N. Akchurin , J. Damgov , V. Hegde , S. Kunori, K. Lamichhane , S.W. Lee , T. Mengke, S. Muthumuni , T. Peltola , I. Volobouev , Z. Wang, A. Whitbeck 


**Vanderbilt University, Nashville, Tennessee, USA**

E. Appelt , S. Greene, A. Gurrola , W. Johns , A. Melo , K. Padeken , F. Romeo , P. Sheldon , S. Tuo , J. Velkovska 












**University of Virginia, Charlottesville, Virginia, USA**

M.W. Arenton , B. Cardwell , B. Cox , G. Cummings , J. Hakala , R. Hirosky , M. Joyce , A. Ledovskoy , A. Li , C. Neu , C.E. Perez Lara , B. Tannenwald , S. White 

**Wayne State University, Detroit, Michigan, USA**

N. Poudyal 

**University of Wisconsin - Madison, Madison, Wisconsin, USA**

S. Banerjee , K. Black , T. Bose , S. Dasu , I. De Bruyn , P. Everaerts , C. Galloni, H. He , M. Herndon , A. Herve , U. Hussain, A. Lanaro, A. Loeliger , R. Loveless 

J. Madhusudanan Sreekala , A. Mallampalli , A. Mohammadi , D. Pinna, A. Savin, V. Shang , V. Sharma , W.H. Smith , D. Teague, S. Trembath-Reichert, W. Vetens 

**Authors affiliated with an institute or an international laboratory covered by a cooperation agreement with CERN**

S. Afanasiev , V. Andreev , Yu. Andreev , T. Aushev , M. Azarkin , A. Babaev , A. Belyaev , V. Blinov<sup>89</sup>, E. Boos , V. Borshch , D. Budkouski , V. Bunichev , O. Bychkova, V. Chekhovsky, R. Chistov<sup>89</sup> , M. Danilov<sup>89</sup> , A. Dermenev , T. Dimova<sup>89</sup> , I. Dremin , M. Dubinin<sup>79</sup> , L. Dudko , V. Epshteyn , G. Gavrillov , V. Gavrillov , S. Gninenko , V. Golovtsov , N. Golubev , I. Golutvin , I. Gorbunov , A. Gribushin , V. Ivanchenko , Y. Ivanov , V. Kachanov , L. Kardapoltsev<sup>89</sup> , V. Karjavine , A. Karneyeu , V. Kim<sup>89</sup> , M. Kirakosyan, D. Kirpichnikov , M. Kirsanov , V. Klyukhin , O. Kodolova<sup>90</sup> , D. Konstantinov , V. Korenkov , A. Kozyrev<sup>89</sup> , N. Krasnikov , E. Kuznetsova<sup>91</sup> , A. Lanev , A. Litomin, N. Lychkovskaya , V. Makarenko , A. Malakhov , V. Matveev<sup>89,92</sup> , V. Murzin , A. Nikitenko<sup>93</sup> , S. Obraztsov , V. Okhotnikov , V. Oreshkin , A. Oskin, I. Ovtin<sup>89</sup> , V. Palichik , P. Parygin , A. Pashenkov, V. Perelygin , M. Perfilov, S. Petrushanko , G. Pivovarov , S. Polikarpov<sup>89</sup> , V. Popov, O. Radchenko<sup>89</sup> , M. Savina , V. Savrin , V. Shalaev , S. Shmatov , S. Shulha , Y. Skovpen<sup>89</sup> , S. Slabospitskii , I. Smirnov, V. Smirnov , D. Sosnov , A. Stepenov , V. Sulimov , E. Tcherniaev , A. Terkulov , O. Teryaev , M. Toms , A. Toropin , L. Uvarov , A. Uzunian , E. Vlasov , S. Volkov, A. Vorobyev, N. Voytishin , B.S. Yuldashev<sup>94</sup>, A. Zarubin , I. Zhizhin , A. Zhokin 

†: Deceased

<sup>1</sup>Also at Yerevan State University, Yerevan, Armenia

<sup>2</sup>Also at TU Wien, Vienna, Austria

<sup>3</sup>Also at Institute of Basic and Applied Sciences, Faculty of Engineering, Arab Academy for Science, Technology and Maritime Transport, Alexandria, Egypt

<sup>4</sup>Also at Université Libre de Bruxelles, Bruxelles, Belgium

<sup>5</sup>Also at Universidade Estadual de Campinas, Campinas, Brazil

<sup>6</sup>Also at Federal University of Rio Grande do Sul, Porto Alegre, Brazil

<sup>7</sup>Also at The University of the State of Amazonas, Manaus, Brazil

<sup>8</sup>Also at University of Chinese Academy of Sciences, Beijing, China

<sup>9</sup>Also at UFMS, Nova Andradina, Brazil

<sup>10</sup>Also at Nanjing Normal University Department of Physics, Nanjing, China

<sup>11</sup>Now at The University of Iowa, Iowa City, Iowa, USA

<sup>12</sup>Also at University of Chinese Academy of Sciences, Beijing, China

<sup>13</sup>Also at an institute or an international laboratory covered by a cooperation agreement with CERN

<sup>14</sup>Also at Cairo University, Cairo, Egypt

<sup>15</sup>Also at Zewail City of Science and Technology, Zewail, Egypt

<sup>16</sup>Also at Purdue University, West Lafayette, Indiana, USA

<sup>17</sup>Also at Université de Haute Alsace, Mulhouse, France

<sup>18</sup>Also at Erzincan Binali Yildirim University, Erzincan, Turkey

<sup>19</sup>Also at CERN, European Organization for Nuclear Research, Geneva, Switzerland

<sup>20</sup>Also at RWTH Aachen University, III. Physikalisches Institut A, Aachen, Germany

<sup>21</sup>Also at University of Hamburg, Hamburg, Germany

<sup>22</sup>Also at Isfahan University of Technology, Isfahan, Iran

<sup>23</sup>Also at Brandenburg University of Technology, Cottbus, Germany

<sup>24</sup>Also at Forschungszentrum Jülich, Juelich, Germany

- 
- <sup>25</sup>Also at Physics Department, Faculty of Science, Assiut University, Assiut, Egypt
- <sup>26</sup>Also at Karoly Robert Campus, MATE Institute of Technology, Gyongyos, Hungary
- <sup>27</sup>Also at Institute of Physics, University of Debrecen, Debrecen, Hungary
- <sup>28</sup>Also at Institute of Nuclear Research ATOMKI, Debrecen, Hungary
- <sup>29</sup>Now at Universitatea Babeş-Bolyai - Facultatea de Fizica, Cluj-Napoca, Romania
- <sup>30</sup>Also at MTA-ELTE Lendület CMS Particle and Nuclear Physics Group, Eötvös Loránd University, Budapest, Hungary
- <sup>31</sup>Also at Wigner Research Centre for Physics, Budapest, Hungary
- <sup>32</sup>Also at Punjab Agricultural University, Ludhiana, India
- <sup>33</sup>Also at Shoolini University, Solan, India
- <sup>34</sup>Also at University of Hyderabad, Hyderabad, India
- <sup>35</sup>Also at University of Visva-Bharati, Santiniketan, India
- <sup>36</sup>Also at Indian Institute of Science (IISc), Bangalore, India
- <sup>37</sup>Also at Indian Institute of Technology (IIT), Mumbai, India
- <sup>38</sup>Also at IIT Bhubaneswar, Bhubaneswar, India
- <sup>39</sup>Also at Institute of Physics, Bhubaneswar, India
- <sup>40</sup>Also at Deutsches Elektronen-Synchrotron, Hamburg, Germany
- <sup>41</sup>Also at Sharif University of Technology, Tehran, Iran
- <sup>42</sup>Also at Department of Physics, University of Science and Technology of Mazandaran, Behshahr, Iran
- <sup>43</sup>Also at Helwan University, Cairo, Egypt
- <sup>44</sup>Also at Italian National Agency for New Technologies, Energy and Sustainable Economic Development, Bologna, Italy
- <sup>45</sup>Also at Centro Siciliano di Fisica Nucleare e di Struttura Della Materia, Catania, Italy
- <sup>46</sup>Also at Scuola Superiore Meridionale, Università di Napoli 'Federico II', Napoli, Italy
- <sup>47</sup>Also at Università di Napoli 'Federico II', Napoli, Italy
- <sup>48</sup>Also at Consiglio Nazionale delle Ricerche - Istituto Officina dei Materiali, Perugia, Italy
- <sup>49</sup>Also at Consejo Nacional de Ciencia y Tecnología, Mexico City, Mexico
- <sup>50</sup>Also at IRFU, CEA, Université Paris-Saclay, Gif-sur-Yvette, France
- <sup>51</sup>Also at Faculty of Physics, University of Belgrade, Belgrade, Serbia
- <sup>52</sup>Also at Trincomalee Campus, Eastern University, Sri Lanka, Nilaveli, Sri Lanka
- <sup>53</sup>Also at INFN Sezione di Pavia, Università di Pavia, Pavia, Italy
- <sup>54</sup>Also at National and Kapodistrian University of Athens, Athens, Greece
- <sup>55</sup>Also at Ecole Polytechnique Fédérale Lausanne, Lausanne, Switzerland
- <sup>56</sup>Also at Universität Zürich, Zurich, Switzerland
- <sup>57</sup>Also at Stefan Meyer Institute for Subatomic Physics, Vienna, Austria
- <sup>58</sup>Also at Laboratoire d'Annecy-le-Vieux de Physique des Particules, IN2P3-CNRS, Annecy-le-Vieux, France
- <sup>59</sup>Also at Şırnak University, Şırnak, Turkey
- <sup>60</sup>Also at Near East University, Research Center of Experimental Health Science, Mersin, Turkey
- <sup>61</sup>Also at Konya Technical University, Konya, Turkey
- <sup>62</sup>Also at Izmir Bakircay University, Izmir, Turkey
- <sup>63</sup>Also at Adiyaman University, Adiyaman, Turkey
- <sup>64</sup>Also at Necmettin Erbakan University, Konya, Turkey
- <sup>65</sup>Also at Bozok Universitetesi Rektörlüğü, Yozgat, Turkey
- <sup>66</sup>Also at Marmara University, Istanbul, Turkey
- <sup>67</sup>Also at Milli Savunma University, Istanbul, Turkey
- <sup>68</sup>Also at Kafkas University, Kars, Turkey

<sup>69</sup>Also at Istanbul Bilgi University, Istanbul, Turkey

<sup>70</sup>Also at Istanbul University - Cerrahpasa, Faculty of Engineering, Istanbul, Turkey

<sup>71</sup>Also at Yildiz Technical University, Istanbul, Turkey

<sup>72</sup>Also at Vrije Universiteit Brussel, Brussel, Belgium

<sup>73</sup>Also at School of Physics and Astronomy, University of Southampton, Southampton, United Kingdom

<sup>74</sup>Also at IPPP Durham University, Durham, United Kingdom

<sup>75</sup>Also at Monash University, Faculty of Science, Clayton, Australia

<sup>76</sup>Also at Università di Torino, Torino, Italy

<sup>77</sup>Also at Bethel University, St. Paul, Minnesota, USA

<sup>78</sup>Also at Karamanoğlu Mehmetbey University, Karaman, Turkey

<sup>79</sup>Also at California Institute of Technology, Pasadena, California, USA

<sup>80</sup>Also at United States Naval Academy, Annapolis, Maryland, USA

<sup>81</sup>Also at Ain Shams University, Cairo, Egypt

<sup>82</sup>Also at Bingöl University, Bingöl, Turkey

<sup>83</sup>Also at Georgian Technical University, Tbilisi, Georgia

<sup>84</sup>Also at Sinop University, Sinop, Turkey

<sup>85</sup>Also at Erciyes University, Kayseri, Turkey

<sup>86</sup>Also at Institute of Modern Physics and Key Laboratory of Nuclear Physics and Ion-beam Application (MOE) - Fudan University, Shanghai, China

<sup>87</sup>Also at Texas A&M University at Qatar, Doha, Qatar

<sup>88</sup>Also at Kyungpook National University, Daegu, Korea

<sup>89</sup>Also at another institute or international laboratory covered by a cooperation agreement with CERN

<sup>90</sup>Also at Yerevan Physics Institute, Yerevan, Armenia

<sup>91</sup>Now at University of Florida, Gainesville, Florida, USA

<sup>92</sup>Now at another institute or international laboratory covered by a cooperation agreement with CERN

<sup>93</sup>Also at Imperial College, London, United Kingdom

<sup>94</sup>Also at Institute of Nuclear Physics of the Uzbekistan Academy of Sciences, Tashkent, Uzbekistan