



A portrait of the Higgs boson by the CMS experiment ten years after the discovery

The CMS Collaboration*

Abstract

In July 2012, the ATLAS and CMS Collaborations at the CERN Large Hadron Collider announced the observation of a Higgs boson at a mass of around 125 GeV. Ten years later, and with the data corresponding to the production of 30 times larger number of Higgs bosons, we have learnt much more about the properties of the Higgs boson. The CMS experiment has observed the Higgs boson in numerous fermionic and bosonic decay channels, established its spin-parity quantum numbers, determined its mass and measured its production cross sections in various modes. Here the CMS Collaboration reports the most up-to-date combination of results on the properties of the Higgs boson, including the most stringent limit on the cross section for the production of a pair of Higgs bosons, on the basis of data from proton-proton collisions at a centre-of-mass energy of 13 TeV. Within the uncertainties, all these observations are compatible with the predictions of the standard model of elementary particle physics. Much evidence points to the fact that the standard model is a low-energy approximation of a more comprehensive theory. Several of the standard model issues originate in the sector of Higgs boson physics. An order of magnitude larger number of Higgs bosons, expected to be examined over the next fifteen years, will help deepen our understanding of this crucial sector.

Published in Nature as doi:10.1038/s41586-022-04892-x.

The established theory of elementary particle physics, commonly referred to as the standard model (SM), provides a complete description of the electromagnetic (EM), weak, and strong interactions of matter particles, which are spin-1/2 fermions, through three different sets of mediators, which are spin-1 bosons. (In quantum mechanics, spin is an intrinsic form of angular momentum carried by elementary particles.) These vector bosons are the massless photons (gluons) for the EM (strong) interaction, and the heavy W and Z bosons for the weak interaction. The SM has been very successful in providing accurate predictions for essentially all particle physics experiments carried out so far. In 2012, the final missing particle of the SM, the Higgs boson, was observed by the ATLAS [1] and CMS [2, 3] Collaborations at CERN.

The Higgs boson is a prediction of a mechanism that took place in the early universe, less than a picosecond after the Big Bang, which led to the EM and the weak interactions becoming distinct in their actions. In the SM, this mechanism, labelled as the Brout–Englert–Higgs (BEH) mechanism, introduces a complex scalar (spin-0) field that permeates the entire universe. Its quantum manifestation is known as the SM Higgs boson. Scalar fields are described only by a number at every point in space that is invariant under Lorentz transformations. An analogy can be drawn of a map of an area where temperature is shown at various positions mimicking a scalar field. The same map, where instead the wind speed and direction are shown, would correspond to a vector field.

1 The long road to the Higgs boson

The BEH mechanism was first proposed in 1964 in the works of Brout and Englert [4], Higgs [5, 6], and Guralnik, Hagen, and Kibble [7]. Further details of the mechanism were presented in 1966 by Higgs [8] and in 1967 by Kibble [9]. In 1967, Weinberg [10] and Salam [11], extending the 1961 work of Glashow [12], proposed the use of the BEH mechanism for a theory of the unification of the EM and weak interactions, labelled as the electroweak (EW) interaction. The key element in this work was the conjecture that nature possesses an EW symmetry, mathematically described by the Lagrangian of the theory, which is spontaneously broken, granting mass to the W and Z bosons. An additional feature of this model is that it provides a mechanism for granting masses to fermions as well, through the so-called Yukawa interactions [10, 13]. Thus, the elementary particles interacting with the BEH field acquire mass. The impact is far reaching: for example, electrons become massive, allowing atoms to form, and endowing our universe with the observed complexity.

Salam and Weinberg had further conjectured that the model they put forward might be renormalizable (that is, give finite answers). In 1971, 't Hooft and Veltman [14, 15] showed how indeed this theory could be renormalized. This development put the Glashow–Salam–Weinberg model on a firm basis deserving serious experimental scrutiny.

After the W and Z bosons were discovered by the UA1 and UA2 experiments at CERN in 1983 [16–19], the search for the Higgs boson became a central thrust in particle physics and an important motivation for the CERN Large Hadron Collider (LHC) [20], and the ATLAS and CMS experiments.

Finding the Higgs boson has been demanding. This is a consequence of its large mass, which puts it beyond the reach of previous electron-positron colliders, such as LEP [21] at CERN, and low cross section modes coupled with unfavourable decay channels in the range of mass in which it was eventually found, which made it challenging to observe at previous hadron colliders, such as the Tevatron [22] at Fermilab. In the SM, the Higgs boson is an elementary scalar particle, a type that had never been observed before. Fundamental scalar particles are

subject to quantum corrections that can be as large as the scale of the physics beyond the SM (BSM). As this scale can be many orders of magnitude larger than the EW scale, which is ~ 100 GeV, the measured mass of the Higgs boson is puzzlingly small. How to resolve this puzzle is part of the motivation for future work and accelerators.

The BEH mechanism does not predict the mass of the Higgs boson, but once the mass is fixed, all its other properties are precisely defined. The Higgs boson, once produced, decays directly to the heaviest allowed elementary particles. However, decays to massless particles can also occur through quantum loops. At the LHC, the production of Higgs bosons is dominated by gluon-gluon fusion (ggH) proceeding via a virtual top quark loop. The mass of a real particle is defined as $m^2 = E^2 - p^2$, where E is the energy and p is the momentum vector of the particle. For a virtual particle this equation is not valid and thus a virtual particle does not have a defined value of the mass. A virtual particle is denoted by an asterisk, e.g. W^* denoting a virtual W boson. Henceforth the distinction between real and virtual particles will be dropped, unless mentioned otherwise. At a mass of around 125 GeV the Higgs boson decays dominantly into a b quark and its antiquark. Henceforth, the distinction between a particle and its antiparticle will be dropped.

From the accurate observation and measurement of the products of the Higgs boson decays and of those associated with its production, experiments are able to infer its properties, including the strength of its self-interaction (λ) [23] and, potentially, decays into beyond-the-SM (BSM) particles.

This paper presents the combination of results from single Higgs boson production and decay, and its pair production, using data sets corresponding to an integrated luminosity (\mathcal{L}) up to 138 fb^{-1} [24], collected by CMS in 2016–2018. An integrated luminosity of 1 fb^{-1} corresponds to ≈ 100 trillion proton-proton collisions at a centre-of-mass energy of 13 TeV.

In addition, a few projections are made for an assumed data sample corresponding to $\mathcal{L} = 3000 \text{ fb}^{-1}$, recorded at $\sqrt{s} = 14$ TeV, expected to be accumulated by the end of the next decade during the high-luminosity operation of the LHC accelerator (HL-LHC).

2 The CMS experiment and data sets

The CMS apparatus [25], illustrated in Extended Data Fig. B.1, is a multipurpose, nearly hermetic detector, designed to trigger on [26, 27] and identify electrons (e), muons (μ), photons (γ), and (charged and neutral) hadrons [28–30]. A trigger is a filter that selects interesting events, where *event* refers to the result of the selected interaction in a beam crossing, as observed in the detector. A global event reconstruction algorithm [31] combines the information provided by the all-silicon inner tracker, crystal electromagnetic calorimeter, and brass and scintillator hadron calorimeters, operating inside a 3.8 T superconducting solenoid, with data from gas-ionization muon detectors embedded in the solenoid flux-return yoke, to build electrons, muons, tau (τ) leptons, photons, hadronic jets, missing transverse momentum (p_T^{miss}), and other physics objects [32–34]. Collimated streams of particles arising from the fragmentation of quarks or gluons are called *jets*. These jets are identified, and their energies measured, by specialized reconstruction algorithms [31, 33]. The missing transverse momentum vector is measured with respect to the incoming proton beams, and it is computed as the negative vector sum of transverse momenta of all particles in an event.

Several improvements have been introduced into the CMS experiment since the discovery of the Higgs boson in 2012 (cf. Methods section).

By July 2012, CMS had collected $\mathcal{L} = 5.1 \text{ fb}^{-1}$ at a proton-proton (pp) collision centre-of-mass energy $\sqrt{s} = 7 \text{ TeV}$ (in 2011) and $\mathcal{L} = 5.3 \text{ fb}^{-1}$ at 8 TeV (in the first half of 2012), with which the Higgs boson was discovered. By the end of 2012 (Run 1), CMS had collected data corresponding to $\mathcal{L} = 19.7 \text{ fb}^{-1}$ at 8 TeV [35].

In LHC Run 2 (2015–2018), the accelerator delivered collisions at $\sqrt{s} = 13 \text{ TeV}$. At this larger energy the cross section for Higgs boson production increases by a factor of 2.2–4.0, depending on the production mode [36–39]. Physics analyses presented here are based on 2016–2018 data, corresponding to an \mathcal{L} of up to 138 fb^{-1} (the additional $\sim 2 \text{ fb}^{-1}$ recorded in 2015 are not used in this combination). This enabled not only a reduction of statistical, but also of systematic uncertainties, as well as a more precise calibration of the calorimeters and alignment of the tracking detectors. During Run 2, approximately 8 million Higgs bosons have been produced. Many more final states could be studied, since it was possible to separate the events by production mode and decay channel, as well as by kinematic properties; and differential distributions could be measured. Furthermore, improved analysis methods were deployed.

To enable comparison with the more precise experimental results, theoretical calculations have been carried out with commensurate improvements in accuracy [36–39], involving higher orders in perturbation theory.

The statistical procedure was developed in preparation for the search/discovery of the Higgs boson and hasn't changed much since then. It is based on building a combined likelihood from the various input channels (cf. Methods Section A.5). Parameter estimation and limit setting are performed using a profile likelihood technique with asymptotic approximation [40], taking into account the full correlation of the systematic uncertainties between individual channels and the years of data taking. The different channels included in the combination correlate nuisance parameters related to the same underlying effect, such as the uncertainty in the theoretical prediction or the energy scale uncertainty of the final-state objects. The inclusive signal strength (μ) combination has a total of $\mathcal{O}(10^4)$ nuisance parameters. The references to the individual analyses presented in the next section each contain more details of the statistical procedure employed for combining the several categories used, created according to various criteria, such as signal-to-background ratios, mass resolutions, and multiplicities of physics objects.

3 Portrait of the Higgs boson

The portrait of the Higgs boson is defined by its production modes, via cross sections, and its decay channels, via branching fractions. For the value of mass measured by CMS $m_{\text{H}} = 125.38 \pm 0.14 \text{ GeV}$ [41], these are given in Extended Data Table B.1 [39].

3.1 Production

The rate of production of Higgs bosons is given by the product of the instantaneous luminosity, measured in units of $\text{cm}^{-2} \text{ s}^{-1}$, and the cross section, measured in units of cm^2 . For $m_{\text{H}} = 125.38 \text{ GeV}$, the total cross section for the production of the SM Higgs boson at $\sqrt{s} = 13 \text{ TeV}$ is $55.4 \pm 2.6 \text{ pb}$ [39]. (A cross section of 1 pb (picobarn) corresponds to an area of 10^{-36} cm^2 .) This results in the production of one Higgs boson every second at an instantaneous luminosity of $2 \times 10^{34} \text{ cm}^{-2} \text{ s}^{-1}$. The dominant production mode in the SM is ggH, where a pair of gluons, one from each of the incident protons, fuses, predominantly via a virtual top quark quantum loop. This is depicted in Fig. 1a and represents 87% of the total cross section. The next most important production mode is vector boson fusion (VBF) depicted in Fig. 1b, where a quark from each of the protons radiates a virtual vector boson (W or Z), which then fuse together to make a Higgs

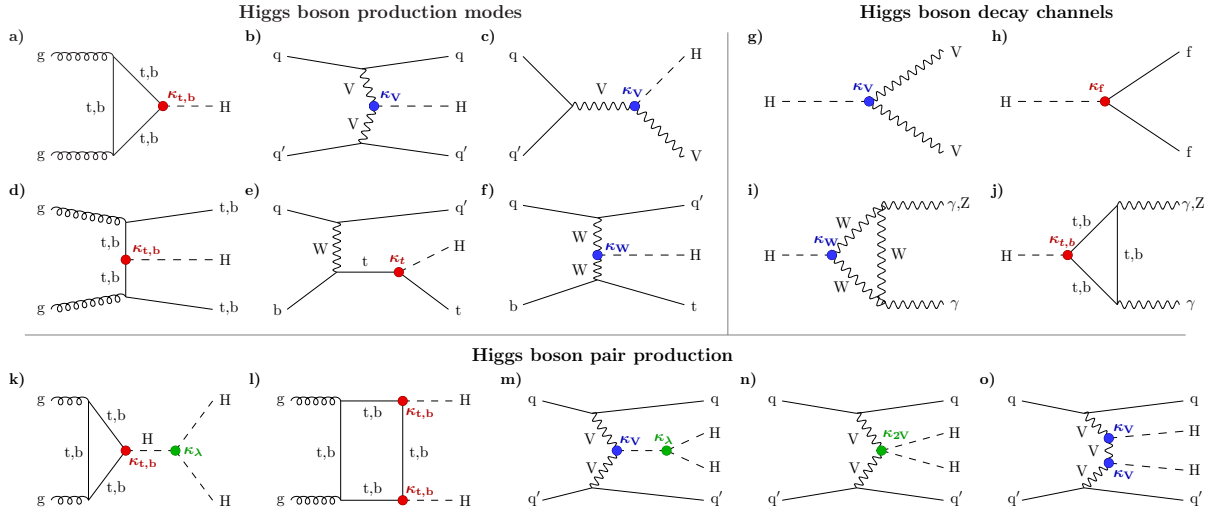


Figure 1: Feynman diagrams for the leading Higgs boson interactions

Higgs boson production in (a) gluon-gluon fusion (ggH), (b) vector boson fusion (VBF), (c) associated production with a W or Z (V) boson (VH), (d) associated production with a top or bottom quark pair (ttH or bbH), (e, f) associated production with a single top quark (tH); with Higgs boson decays into (g) heavy vector boson pairs, (h) fermion-antifermion pairs, and (i, j) photon pairs or $Z\gamma$; Higgs boson pair production: (k, l) via gluon-gluon fusion, and (m, n, o) via vector boson fusion. The different Higgs boson interactions are labelled with the coupling modifiers κ , and highlighted in different colours for Higgs-fermion interactions (red), Higgs-gauge-boson interactions (blue), and multiple Higgs boson interactions (green). The distinction between a particle and its antiparticle is dropped.

boson. Other processes, with smaller cross sections, are: production in association with a vector boson or *Higgsstrahlung* (VH) depicted in Fig. 1c, and production in association with top (tH, ttH) or bottom (bbH) quarks, depicted in Figs. 1d–f. The bbH mode has not been studied in the context of the SM Higgs boson because of limited sensitivity.

Events are categorized according to the signatures particular to each production mechanism. For example, they are categorized as VBF produced if there are two high transverse momentum (p_T) jets, or as VH produced if there are additional charged leptons (ℓ) and/or p_T^{miss} , or ttH, tH produced if there are jets identified as coming from b quarks, or otherwise ggH produced. (The top quark predominantly decays into a W boson and a b quark jet.)

3.2 Decays

In the SM, particle masses arise from spontaneous breaking of the gauge symmetry, through gauge couplings to the Higgs field in the case of vector bosons, and Yukawa couplings in the case of fermions. The SM Higgs boson couples to vector bosons, with an amplitude proportional to the gauge boson mass squared m_V^2 , and to fermions with an amplitude proportional to the fermion mass m_f . Hence, e.g. the coupling is stronger for the 3rd generation of quarks and leptons than for those in the 2nd generation. The observation of many Higgs boson decays to SM particles and the measurement of their branching fractions are a crucial test of the validity of the theory. Any sizeable deviation from the predictions could indicate the presence of BSM physics.

The Higgs boson, once produced, rapidly decays into a pair of fermions or a pair of bosons. In the SM its lifetime is $\tau_H \approx 1.6 \times 10^{-22}$ s, and its inverse, the natural width, is $\Gamma = \hbar/\tau_H = 4.14 \pm 0.02$ MeV [39], where \hbar is the reduced Planck's constant. The natural width is the sum of

all the partial widths, and the ratios of the partial widths to the total width are called branching fractions and represent the probabilities for that decay channel to occur. The Higgs boson does not couple directly to massless particles (e.g. the gluon or the photon), but can do so via quantum loops (e.g. Figs. 1a, 1i, and 1j).

By design, the event selections do not overlap among analyses targeting different final states. Where the final states are similar, the overlap has been checked and found to be negligible.

Detailed information on the analyses included in the new combination along with improvements, and the online and offline criteria used to select events for the analyses can be found in the Methods Section, in Extended Data Tables B.2 and B.3, and in the associated references. Online reconstruction is performed in real time as data are being collected. Offline reconstruction is performed later on stored data. The background-subtracted distributions of the invariant mass of final-state particles in the individual decay channels are shown in Extended Data Figs. B.3 and B.4. The channels that are used in this combination are listed below.

Bosonic decay channels: $H \rightarrow \gamma\gamma$ (Figs. 1i, 1j) [42]; $H \rightarrow ZZ \rightarrow 4\ell$ (Fig. 1g) [43]; $H \rightarrow WW \rightarrow \ell\nu\ell\nu$ (Fig. 1g) [44]; $H \rightarrow Z\gamma$ (Figs. 1i, 1j) [45].

Fermionic decay channels: $H \rightarrow \tau\tau$, 3rd generation fermion, (Fig. 1h) [46]; $H \rightarrow bb$, 3rd generation fermion, (Fig. 1h) [47–51]; $H \rightarrow \mu\mu$, 2nd generation fermion, (Fig. 1h) [52].

$t\bar{t}H/tH$ with multileptons (Fig. 1d and Figs. 1e, 1f) [53].

Higgs boson decays beyond the SM [35].

4 Higgs boson pair production

The measurement of the pair production of Higgs bosons can probe its self-interaction λ . The pair production modes are shown in Figs. 1k–o.

In the gluon-gluon fusion mode, there are two leading contributions: in the first (Fig. 1l), two Higgs bosons emerge from a top/bottom quark loop; in the second (Fig. 1k), a single virtual Higgs boson, H^* , emerges from the top/bottom quark loop and then decays to two Higgs bosons ($gg \rightarrow H^* \rightarrow HH$). Explicit establishment of the latter contribution, a direct manifestation of the Higgs boson’s self-interaction, would elucidate the strikingly unusual potential of the BEH field.

In the VBF mode, there are three subprocesses that can lead to production of a pair of Higgs bosons:

- via a virtual Higgs boson (Fig. 1m);
- via a four-point interaction: $VV \rightarrow HH$ (Fig. 1n); and
- via the exchange of a vector boson (Fig. 1o).

The scattering amplitudes of the processes giving rise to Higgs boson pair production via gluon-gluon fusion (Figs. 1k, 1l) are similar in magnitude, but have opposite signs and interfere destructively. This makes the overall Higgs boson pair production rate small, rendering its experimental observation challenging. The SM Higgs boson pair production cross section is calculated for $m_H = 125$ GeV to be $32.76^{+1.95}_{-6.83}$ fb [54–56], three orders of magnitude smaller than the single Higgs boson cross section.

The search for Higgs boson pair production is performed by combining Higgs bosons candidates reconstructed from different final states [57–62]. All final states analyzed are defined to be

mutually exclusive so that they could be combined as statistically independent observations.

5 Measurement of the properties of the Higgs boson

At the time of the Higgs boson discovery [2, 3], the combination of CMS data gave an observed (obs.) statistical significance of 5.0 standard deviations (s.d.) with an expected (exp.) significance of 5.8 s.d. Individually, the most sensitive channels, $H \rightarrow \gamma\gamma$ and $H \rightarrow ZZ \rightarrow 4\ell$, yielded 4.1 s.d. obs. (2.8 s.d. exp.), and 3.2 s.d. obs. (3.8 s.d. exp.) respectively.

Using all the Run 1 data, it was possible to observe separately the bosonic decay channels with significances of 6.5 s.d. for $H \rightarrow ZZ \rightarrow 4\ell$, 5.6 s.d. for $H \rightarrow \gamma\gamma$, 4.7 s.d. for $H \rightarrow WW$, and 3.8 s.d. for the fermionic decay channel $H \rightarrow \tau\tau$ [35]. Earlier, first results of the Higgs boson decay into fermions were presented in Ref. [63], reaching a significance of 3.8 s.d. by combining the $H \rightarrow \tau\tau$ and $H \rightarrow b\bar{b}$ decay modes. The mass was measured to a precision of $\approx 0.2\%$ [35]. Using the angular distributions of the leptons in the bosonic decay channels, the spin (J) and parity (P , a parity transformation that effectively turns a phenomenon into its mirror image) were also found to be compatible with the SM prediction ($J^P = 0^+$) with a large number of alternative spin-parity hypotheses ruled out at $>99.9\%$ confidence level (CL) [64, 65]. The total cross section, combining all of the different decay channels, was measured to be in agreement with the SM, with an uncertainty of 14% [35]. Each of the VBF, VH, and ttH production modes was measured at a level of 3 s.d. [35].

With Run 2 data, CMS has observed the Higgs boson decaying into a pair of tau leptons with a significance of 5.9 s.d. [66], a pair of bottom quarks with a significance of 5.6 s.d. [48], and the ttH production mode at 5.2 s.d. [67]. The Higgs boson has also been seen in its decays into muons with a significance of 3 s.d. [52]. The mass of the Higgs boson has been measured to be 125.38 ± 0.14 GeV using the decay channels $H \rightarrow \gamma\gamma$ and $H \rightarrow ZZ \rightarrow 4\ell$ [41]. The natural width of the Higgs boson has been extracted and is found to be $\Gamma_H = 3.2^{+2.4}_{-1.7}$ MeV by using off-mass-shell and on-mass-shell Higgs boson production [68]. On-mass-shell refers to a particle with its physical mass, while off-mass-shell refers to a virtual particle.

5.1 The μ -framework for signal strengths.

The agreement between the observed signal yields and the SM expectations can be quantified by fitting the data with a model that introduces signal strength parameters. These are generically labelled μ , and scale the observed yields with respect to those predicted by the SM, without altering the shape of the distributions. The specific meaning of μ varies depending on the analysis. For given initial (i) and final (f) states, $i \rightarrow H \rightarrow f$, the signal strengths for individual production channels, μ_i , and decay modes, μ^f , are defined as $\mu_i = \sigma_i / (\sigma_i)_{\text{SM}}$ and $\mu^f = \mathcal{B}^f / (\mathcal{B}^f)_{\text{SM}}$, where σ is the production cross section and \mathcal{B} is the branching fraction. Perfect agreement with SM expectations would yield all μ equal to one.

A first test of compatibility is performed by fitting all data from production modes and decay channels with a common signal strength parameter, μ . At the time of discovery, the common μ was found to be 0.87 ± 0.23 . The new combination of all Run 2 data yields $\mu = 1.002 \pm 0.057$, in excellent agreement with the SM expectation. The uncertainties in the new measurement correspond to an improvement by a factor of 4.5 in precision compared to what was achieved at the time of discovery. At present, the theoretical uncertainties in the signal prediction, the experimental statistical, and the systematic uncertainties separately contribute at a similar level, and they are 0.036, 0.029, and 0.033, respectively.

Relaxing the assumption of a common signal strength parameter, and introducing different μ_i

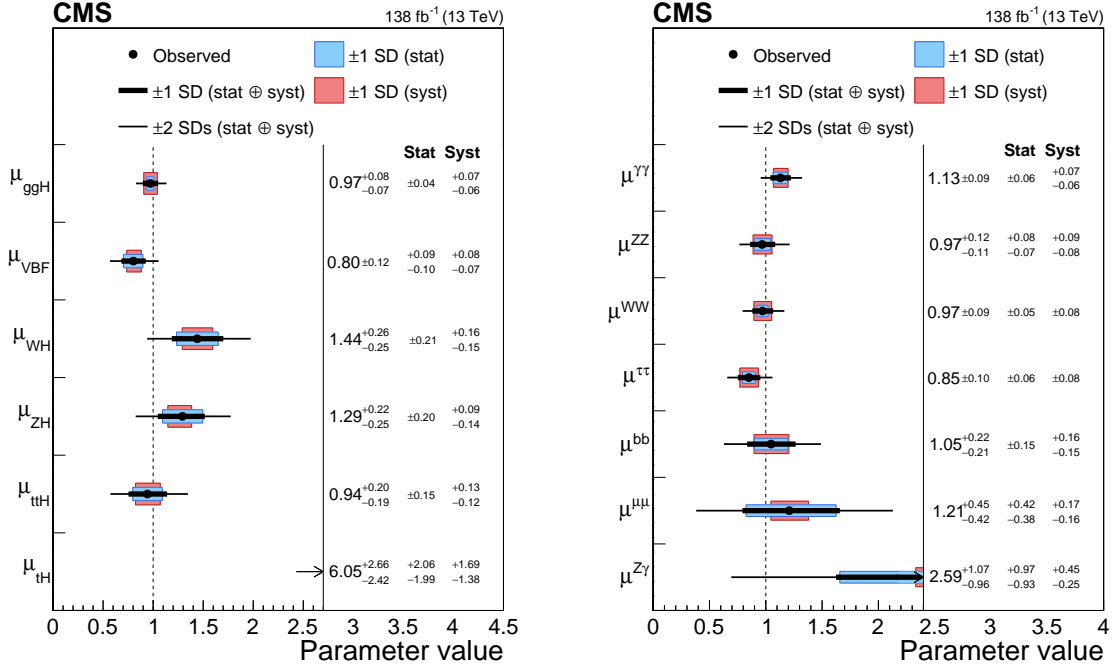


Figure 2: The agreement with the SM predictions for production modes and decay channels.

Signal strength parameters extracted for (left) various production modes μ_i , assuming $\mathcal{B}^f = (\mathcal{B}^f)_{SM}$, and (right) decay channels μ^f , assuming $\sigma_i = (\sigma_i)_{SM}$. The thick (thin) black lines indicate the 1 (2) s.d. confidence intervals, with the systematic and statistical components of the 1 s.d. interval indicated by the red and blue bands, respectively. The vertical dashed line at unity represents the values of μ_i and μ^f in the SM. The covariance matrices of the fitted signal strength parameters are shown in Extended Data Fig. B.5. The p -value with respect to the SM prediction are 3.1% and 30.1% for the left and right plot, respectively. The p -value corresponds to the probability that a result deviates as much, or more, from the SM prediction as the observed one.

and μ^f , our measurements are shown in Fig. 2. The production modes ggH , VBF , WH , ZH , and ttH are all observed with a significance of 5 s.d. or larger.

5.2 The κ -framework for coupling modifiers.

Beyond-the-SM physics is expected to affect the production modes and decay channels in a correlated way if they are governed by similar interactions. Any modification in the interaction between the Higgs boson and, e.g. the W bosons and top quarks not only would affect the $H \rightarrow WW$ (Fig. 1g) or $H \rightarrow \gamma\gamma$ (Fig. 1i and 1j) decay rates, but also the production cross section for the ggH (Fig. 1a), WH (Fig. 1c), and VBF (Fig. 1b) modes. To probe such deviations from the predictions of the SM, the κ -framework [38] is used. The quantities, such as σ_i , Γ^f , and Γ_H , computed from the corresponding SM predictions, are scaled by κ_i^2 , as indicated by the vertex labels in Fig. 1. As an example, for the decay $H \rightarrow \gamma\gamma$ proceeding via the loop processes of Fig. 1i or 1j, the branching fraction is proportional to κ_γ^2 or $(1.26\kappa_W - 0.26\kappa_t)^2$. In the SM all κ values are equal to one.

A first such fit to Higgs boson couplings introduces two parameters, κ_V and κ_f , scaling the Higgs boson couplings to massive gauge bosons and to fermions, respectively. With the limited data set available at the time of discovery, such a fit provided first indications for the existence of both kinds of couplings. The sensitivity with present data is much improved, and both coupling modifiers are measured to be in agreement, within an uncertainty of 10%, with the

predictions from the SM, as shown in Fig. 3 (left).

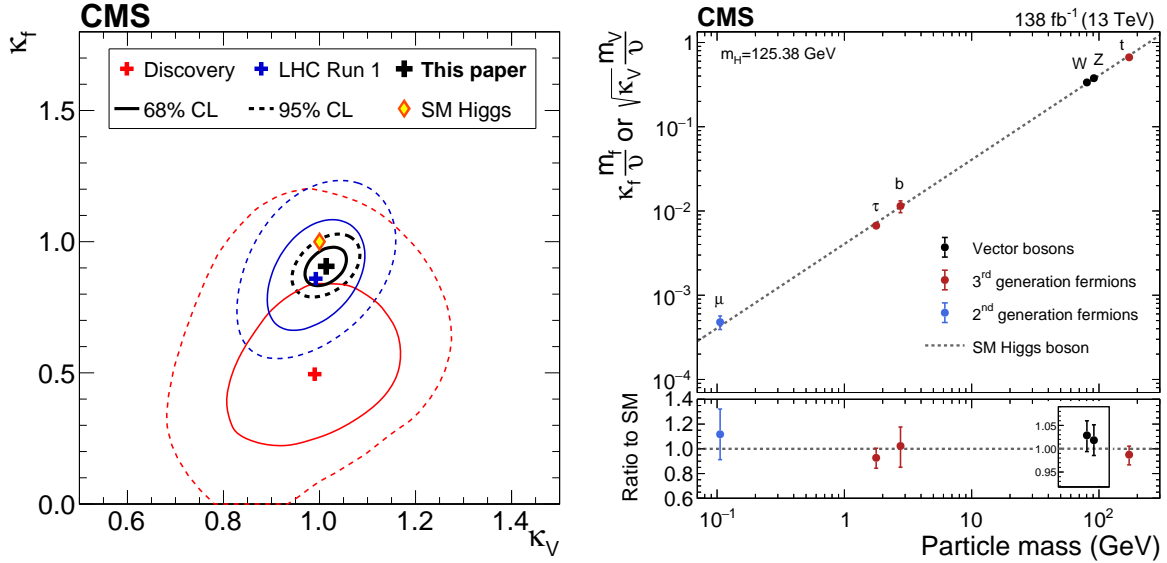


Figure 3: **A portrait of the Higgs boson couplings to fermions and vector bosons.**

(left) Constraints on the Higgs boson coupling modifiers to fermions (κ_f) and heavy gauge bosons (κ_V), in different data sets: discovery (red), the full LHC Run 1 (blue), and the data presented here (black). The SM prediction corresponds to $\kappa_V = \kappa_f = 1$ (diamond marker). (right) The measured coupling modifiers of the Higgs boson to fermions and heavy gauge bosons, as functions of fermion or gauge boson mass, where v is the vacuum expectation value of the BEH field (cf. Methods section A.7). For gauge bosons, the square root of the coupling modifier is plotted, to keep a linear proportionality to the mass, as predicted in the SM. The p -value with respect to the SM prediction for the right plot is 37.5%.

A second fit is performed to extract the coupling modifiers κ for the heavy gauge bosons (κ_W, κ_Z) and the fermions probed in the present analyses ($\kappa_t, \kappa_b, \kappa_\tau, \kappa_\mu$). Predictions for processes that in the SM occur via loops of intermediate virtual particles, e.g. Higgs boson production via ggH , or Higgs boson decay to a pair of gluons, photons, or $Z\gamma$, are computed in terms of the κ_i above. The result is shown in Fig. 3 (right), as a function of the mass of the probed particles. The remarkable agreement with the predictions of the BEH mechanism over three orders of magnitude of mass is a powerful test of the validity of the underlying physics. Statistical and systematic uncertainties contribute at the same level to all measurements, except for κ_μ , which still is dominated by the statistical uncertainty.

In extensions of the SM with new particles, the loop-induced processes may receive additional contributions. A more general fit for deviations in the Higgs boson couplings can then be defined by introducing additional modifiers for the effective coupling of the Higgs boson to gluons (κ_g), photons (κ_γ), and $Z\gamma$ ($\kappa_{Z\gamma}$). Results for this fit are shown in Fig. 4 (left). Coupling modifiers are probed at a level of uncertainty of 10%, except for κ_b and κ_μ ($\approx 20\%$), and $\kappa_{Z\gamma}$ ($\approx 40\%$), and all measured values are compatible with the SM expectations, to within 1.5 s.d. These measurements correspond to an increase in precision by a factor of ≈ 5 compared to what was possible with the discovery data set. Figure 4 (right) and Extended Data Fig. B.8 (left) illustrate the evolution of several κ measurements and their uncertainties using the data set:

- at the time of discovery (July 2012) [2, 3],
- for the full Run 1 (end of 2012) [35],
- for results presented in this paper, and

- expected to be accumulated by the end of the HL-LHC running [69], corresponding to $\mathcal{L} = 3000 \text{ fb}^{-1}$. The statistical uncertainties have been scaled by $1/\sqrt{\mathcal{L}}$, the experimental systematic ones by $1/\sqrt{\mathcal{L}}$ where possible, or fixed at values suggested in Ref. [69], whereas the theoretical uncertainties have been halved.

A sizeable improvement is expected after HL-LHC operation. The $H \rightarrow \mu\mu$ measurements were not available for the first two data sets due to the lack of sensitivity. The evolution of several signal strength measurements μ are shown in Extended Data Fig. B.7.

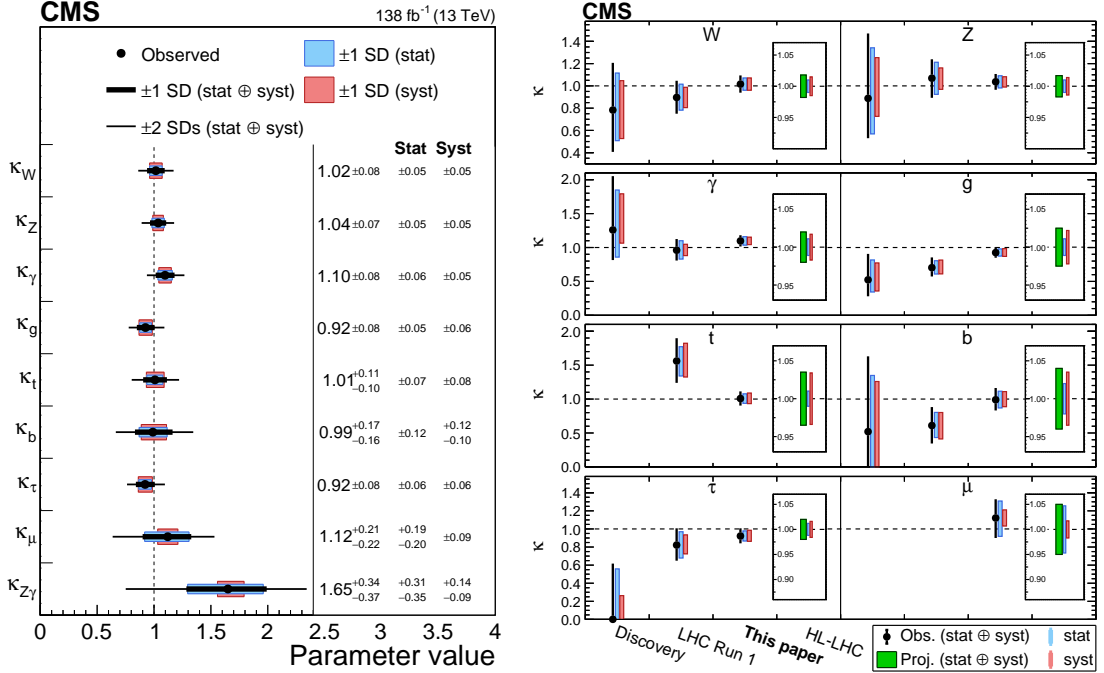


Figure 4: **Coupling modifiers measurements and their evolution in time.**

(left) Coupling modifiers resulting from the fit. The p -value with respect to the SM prediction is 28%. (right) Observed and projected values resulting from the fit in the κ -framework in different data sets: at the time of the Higgs boson discovery, using the full data from LHC Run 1, in the data set used in this paper, and the expected 1 s.d. uncertainty at the HL-LHC for $\mathcal{L} = 3000 \text{ fb}^{-1}$. The $H \rightarrow \mu\mu$ and κ_t measurements were not available for earlier data sets due to the lack of sensitivity.

If new particles exist with masses smaller than m_H , other decay channels may be open. Examples of such decays could be into new neutral long-lived particles or into dark matter particles, neither leaving a trace in the CMS detector. We refer to these as *invisible* Higgs boson decays, which could be inferred from the presence of large p_T^{miss} in the direction of the Higgs boson momentum. The events are selected based on other particles accompanying the Higgs boson. Dedicated searches for such decays [70–72] yielded $\mathcal{B}_{\text{Inv.}} < 0.16$ at 95% CL, where $\mathcal{B}_{\text{Inv.}}$ is the branching fraction to invisible decays.

6 Results from the search for Higgs boson pair production

The cross section for Higgs boson pair production in the SM is extremely small, thus escaping detection at the LHC so far. The results of the search are therefore expressed as an upper limit on the production cross section. Figure 5 (left) shows the expected and observed limits on Higgs boson pair production, expressed as ratios with respect to the SM expectation, in searches

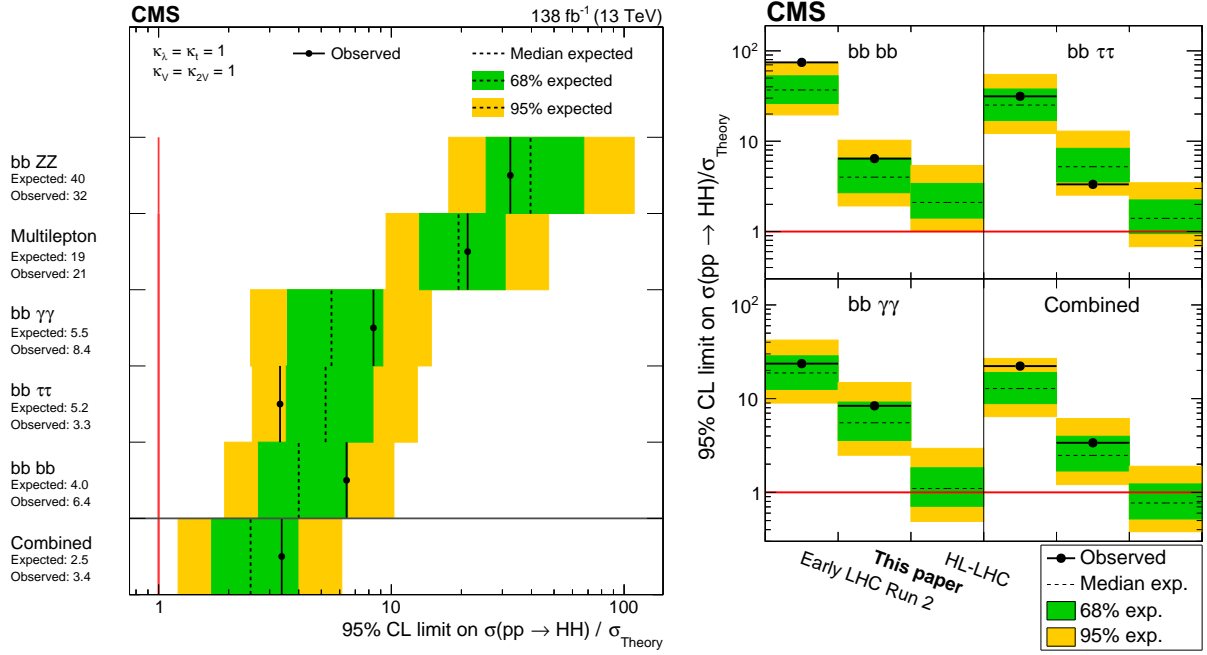


Figure 5: Limits on the production of Higgs boson pairs and their time evolution.

(left) The expected and observed limits on the ratio of experimentally estimated production cross section and the expectation from the SM (σ_{Theory}) in searches using different final states and their combination. The search modes are ordered, from upper to lower, by their expected sensitivities from the least to the most sensitive. The overall combination of all searches is shown by the lowest entry. (right) Expected and observed limits on HH production in different data sets: early LHC Run 2 data (35.9 fb^{-1}), present results using full LHC Run 2 data (138 fb^{-1}), and projections for the HL-LHC (3000 fb^{-1}).

using the different final states and their combination. With the current data set, and combining data from all currently studied modes and channels, the Higgs boson pair production cross section is found to be less than 3.4 times the SM expectation at 95% CL. Figure 5 (right) shows the evolution of the limits from the three most sensitive modes and the overall combination for: the first comprehensive set of measurements using early LHC Run 2 data (35.9 fb^{-1}) [73], the present measurements using the full LHC Run 2 data (138 fb^{-1}), and the projections for the HL-LHC (3000 fb^{-1}) [69]. The HL-LHC projections are also expressed as limits, assuming that there is no Higgs boson pair production. The fact that the combined limit is expected to be below unity shows that the sensitivity is sufficient to establish the existence of the SM HH production.

Figure 6 presents the expected and observed experimental limits on the HH production cross section as functions of the Higgs boson self-interaction coupling modifier κ_λ and the quartic VVHH coupling modifier κ_{2V} . Cross section values above the solid black lines are experimentally excluded at 95% CL. The red lines show the predicted cross sections as functions of κ_λ or κ_{2V} , which exhibit a characteristic dip in the vicinity of the SM values ($\kappa = 1$) due to the destructive interference of the contributing production amplitudes, as highlighted in Section 4. The experimental limits on the Higgs boson pair production cross section (black lines) also show a strong dependence on the assumed values of κ . This is because the interference between different subprocesses, besides changing the expected cross sections, also changes the differential kinematic properties of the two Higgs bosons, which in turn affects strongly the efficiency for detecting signal events. With the current data set we can ascertain at 95% CL that

the Higgs boson self-interaction coupling modifier κ_λ is in the range -1.24 to 6.49 , while the quartic κ_{2V} coupling modifier is in the range 0.67 to 1.38 . Figure 6 (right) shows that $\kappa_{2V} = 0$ is excluded, with a significance of 6.6 s.d., establishing the existence of the quartic coupling VVHH depicted in Fig. 1n.

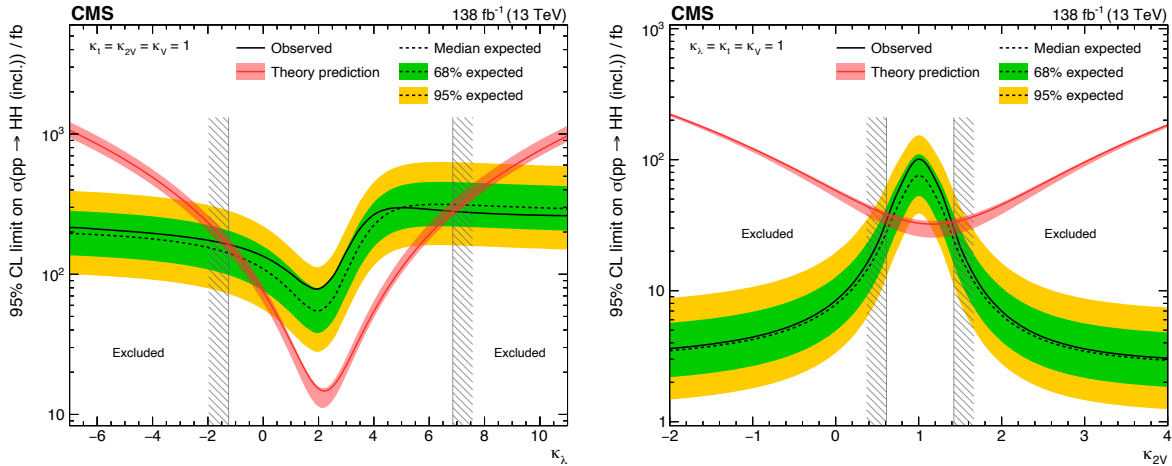


Figure 6: Limits on the Higgs boson self-interaction and quartic coupling.

Combined expected and observed 95% CL upper limits on the HH production cross section for different values of κ_λ (left) and κ_{2V} (right), assuming the SM values for the modifiers of Higgs boson couplings to top quarks and vector bosons. The green and yellow bands represent, respectively, the 1 and 2 s.d. extensions beyond the expected limit; the red solid line (band) shows the theoretical prediction for the HH production cross section (its 1 s.d. uncertainty). The areas to the left and to the right of the hatched regions are excluded at 95% CL.

7 Current knowledge and future prospects

The discovery of the Higgs boson in 2012 completed the particle content of the standard model (SM) of elementary particle physics, a theory that explains visible matter and its interactions in exquisite detail. The completion of the SM spanned 60 years of theoretical and experimental work. In the ten years following the discovery, great progress has been made in painting a clearer portrait of the Higgs boson.

In this paper, the CMS Collaboration reports the most up-to-date combination of results on the properties of the Higgs boson, based on data corresponding to an \mathcal{L} of up to 138 fb^{-1} , recorded at 13 TeV. Many of its properties have been determined with accuracies better than 10%. All measurements made so far are found to be consistent with the expectations of the SM. In particular, the overall signal strength parameter has been measured to be $\mu = 1.002 \pm 0.057$. It has been shown that the Higgs boson directly couples to bottom quarks, tau leptons, and muons, which had not been observed at the time of the discovery, and also proven that it is indeed a scalar particle. The CMS experiment is approaching the sensitivity necessary to probe Higgs boson couplings to charm quarks [74]. The observed (expected) 95% CL value for κ_c is found to be $1.1 < |\kappa_c| < 5.5$ ($|\kappa_c| < 3.40$), the most stringent result to date. Moreover, the recent progress in searches for the pair production of Higgs bosons has allowed the setting of tight constraints on the Higgs boson self-interaction strength, and the setting of limits on the Higgs boson pair production cross section not much above twice the expected SM value.

Much evidence points to the fact that the SM is a low-energy approximation of a more comprehensive theory. In connection with the mechanism of spontaneous symmetry breaking, several

puzzles appear: the so-called naturalness, a technical issue related to the fact that the Higgs boson mass is close to the electroweak scale; in relation with cosmology, the metastability of the vacuum state of the SM and the conjectured period of inflation in the early universe; the dynamics of electroweak phase transition and its connection to the matter-antimatter asymmetry of our universe. These issues motivate attempts at obtaining a deeper understanding of the physics of the Higgs boson. The impressive progress made over the last decade is foreseen to continue into the next one. The current data set is expected to be doubled in size by the middle of this decade, enabling the establishment of rare decays channels such as $H \rightarrow \mu\mu$ and $H \rightarrow Z\gamma$. Operation with the high-luminosity LHC is expected during the next decade and should yield ten times more data than originally foreseen. This should allow the ATLAS and CMS experiments to establish the SM Higgs boson pair production with a significance of 4 s.d., as well as the Higgs boson coupling to charm quarks, and to search for any exotic decays. Improvements in experimental techniques and theoretical calculations are also anticipated to continue.

The CMS experiment is entering the era of precision Higgs physics that will shed light on the physics beyond the SM.

Acknowledgments

We congratulate our colleagues in the CERN accelerator departments for the excellent performance of the LHC and thank the technical and administrative staffs at CERN and at other CMS institutes for their contributions to the success of the CMS effort. In addition, we gratefully acknowledge the computing centres and personnel of the Worldwide LHC Computing Grid and other centres for delivering so effectively the computing infrastructure essential to our analyses. Finally, we acknowledge the enduring support for the construction and operation of the LHC, the CMS detector, and the supporting computing infrastructure provided by the following funding agencies: BMBWF and FWF (Austria); FNRS and FWO (Belgium); CNPq, CAPES, FAPERJ, FAPERGS, and FAPESP (Brazil); MES and BNSF (Bulgaria); CERN; CAS, MoST, and NSFC (China); Minciencias (Colombia); MSES and CSF (Croatia); RIF (Cyprus); SENESCYT (Ecuador); MoER, ERC PUT and ERDF (Estonia); Academy of Finland, MEC, and HIP (Finland); CEA and CNRS/IN2P3 (France); BMBF, DFG, and HGF (Germany); GSRI (Greece); NKFIH (Hungary); DAE and DST (India); IPM (Iran); SFI (Ireland); INFN (Italy); MSIP and NRF (Republic of Korea); MES (Latvia); LAS (Lithuania); MOE and UM (Malaysia); BUAP, CINVESTAV, CONACYT, LNS, SEP, and UASLP-FAI (Mexico); MOS (Montenegro); MBIE (New Zealand); PAEC (Pakistan); MES and NSC (Poland); FCT (Portugal); MESTD (Serbia); MCIN/AEI and PCTI (Spain); MOSTR (Sri Lanka); Swiss Funding Agencies (Switzerland); MST (Taipei); MHESI and NSTDA (Thailand); TUBITAK and TENMAK (Turkey); NASU (Ukraine); STFC (United Kingdom); DOE and NSF (USA).

Individuals have received support from the Marie-Curie programme and the European Research Council and Horizon 2020 Grant, contract Nos. 675440, 724704, 752730, 758316, 765710, 824093, 884104, and COST Action CA16108 (European Union); the Leventis Foundation; the Alfred P. Sloan Foundation; the Alexander von Humboldt Foundation; the Belgian Federal Science Policy Office; the Fonds pour la Formation à la Recherche dans l'Industrie et dans l'Agriculture (FRIA-Belgium); the Agentschap voor Innovatie door Wetenschap en Technologie (IWT-Belgium); the F.R.S.-FNRS and FWO (Belgium) under the "Excellence of Science – EOS" – be.h project n. 30820817; the Beijing Municipal Science & Technology Commission, No. Z191100007219010; the Ministry of Education, Youth and Sports (MEYS) of the Czech Republic; the Stavros Niarchos Foundation (Greece); the Deutsche Forschungsgemeinschaft

(DFG), under Germany's Excellence Strategy – EXC 2121 “Quantum Universe” – 390833306, and under project number 400140256 - GRK2497; the Hungarian Academy of Sciences, the New National Excellence Program - ÚNKP, the NKFIH research grants K 124845, K 124850, K 128713, K 128786, K 129058, K 131991, K 133046, K 138136, K 143460, K 143477, 2020-2.2.1-ED-2021-00181, and TKP2021-NKTA-64 (Hungary); the Council of Science and Industrial Research, India; the Latvian Council of Science; the Ministry of Education and Science, project no. 2022/WK/14, and the National Science Center, contracts Opus 2021/41/B/ST2/01369 and 2021/43/B/ST2/01552 (Poland); the Fundação para a Ciência e a Tecnologia, grant CEECIND/01334/2018 (Portugal); the National Priorities Research Program by Qatar National Research Fund; MCIN/AEI/10.13039/501100011033, ERDF “a way of making Europe”, and the Programa Estatal de Fomento de la Investigación Científica y Técnica de Excelencia María de Maeztu, grant MDM-2017-0765 and Programa Severo Ochoa del Principado de Asturias (Spain); the Chulalongkorn Academic into Its 2nd Century Project Advancement Project, and the National Science, Research and Innovation Fund via the Program Management Unit for Human Resources & Institutional Development, Research and Innovation, grant B05F650021 (Thailand); the Kavli Foundation; the Nvidia Corporation; the SuperMicro Corporation; the Welch Foundation, contract C-1845; and the Weston Havens Foundation (USA).

References

- [1] ATLAS Collaboration, “Observation of a new particle in the search for the Standard Model Higgs boson with the ATLAS detector at the LHC”, *Phys. Lett. B* **716** (2012) 1, doi:10.1016/j.physletb.2012.08.020, arXiv:1207.7214.
- [2] CMS Collaboration, “Observation of a new boson at a mass of 125 GeV with the CMS experiment at the LHC”, *Phys. Lett. B* **716** (2012) 30, doi:10.1016/j.physletb.2012.08.021, arXiv:1207.7235.
- [3] CMS Collaboration, “Observation of a new boson with mass near 125 GeV in pp collisions at $\sqrt{s} = 7$ and 8 TeV”, *JHEP* **06** (2013) 081, doi:10.1007/JHEP06(2013)081, arXiv:1303.4571.
- [4] F. Englert and R. Brout, “Broken symmetry and the mass of gauge vector mesons”, *Phys. Rev. Lett.* **13** (1964) 321, doi:10.1103/PhysRevLett.13.321.
- [5] P. W. Higgs, “Broken symmetries, massless particles and gauge fields”, *Phys. Lett.* **12** (1964) 132, doi:10.1016/0031-9163(64)91136-9.
- [6] P. W. Higgs, “Broken symmetries and the masses of gauge bosons”, *Phys. Rev. Lett.* **13** (1964) 508, doi:10.1103/PhysRevLett.13.508.
- [7] G. S. Guralnik, C. R. Hagen, and T. W. B. Kibble, “Global conservation laws and massless particles”, *Phys. Rev. Lett.* **13** (1964) 585, doi:10.1103/PhysRevLett.13.585.
- [8] P. W. Higgs, “Spontaneous symmetry breakdown without massless bosons”, *Phys. Rev.* **145** (1966) 1156, doi:10.1103/PhysRev.145.1156.
- [9] T. W. B. Kibble, “Symmetry breaking in non-Abelian gauge theories”, *Phys. Rev.* **155** (1967) 1554, doi:10.1103/PhysRev.155.1554.
- [10] S. Weinberg, “A model of leptons”, *Phys. Rev. Lett.* **19** (1967) 1264, doi:10.1103/PhysRevLett.19.1264.

-
- [11] A. Salam, "Weak and electromagnetic interactions", *Conf. Proc. C* **680519** (1968) 367, doi:10.1142/9789812795915_0034.
- [12] S. L. Glashow, "Partial symmetries of weak interactions", *Nucl. Phys.* **22** (1961) 579, doi:10.1016/0029-5582(61)90469-2.
- [13] Y. Nambu and G. Jona-Lasinio, "Dynamical model of elementary particles based on an analogy with superconductivity. 1.", *Phys. Rev.* **122** (1961) 345, doi:10.1103/PhysRev.122.345.
- [14] G. 't Hooft, "Renormalization of massless Yang-Mills fields", *Nucl. Phys. B* **33** (1971) 173, doi:10.1016/0550-3213(71)90395-6.
- [15] G. 't Hooft and M. J. G. Veltman, "Regularization and renormalization of gauge fields", *Nucl. Phys. B* **44** (1972) 189, doi:10.1016/0550-3213(72)90279-9.
- [16] UA1 Collaboration, "Experimental observation of isolated large transverse energy electrons with associated missing energy at $\sqrt{s} = 540$ GeV", *Phys. Lett. B* **122** (1983) 103, doi:10.1016/0370-2693(83)91177-2.
- [17] UA2 Collaboration, "Observation of single isolated electrons of high transverse momentum in events with missing transverse energy at the CERN $\bar{p}p$ collider", *Phys. Lett. B* **122** (1983) 476, doi:10.1016/0370-2693(83)91605-2.
- [18] UA1 Collaboration, "Experimental observation of lepton pairs of invariant mass around 95 GeV/ c^2 at the CERN SPS collider", *Phys. Lett. B* **126** (1983) 398, doi:10.1016/0370-2693(83)90188-0.
- [19] UA2 Collaboration, "Evidence for $Z^0 \rightarrow e^+e^-$ at the CERN $\bar{p}p$ Collider", *Phys. Lett. B* **129** (1983) 130, doi:10.1016/0370-2693(83)90744-X.
- [20] L. Evans and P. Bryant, "LHC Machine", *JINST* **3** (2008) S08001, doi:10.1088/1748-0221/3/08/S08001.
- [21] LEP Working Group for Higgs boson searches, ALEPH, DELPHI, L3, OPAL Collaboration, "Search for the standard model Higgs boson at LEP", *Phys. Lett. B* **565** (2003) 61, doi:10.1016/S0370-2693(03)00614-2, arXiv:hep-ex/0306033.
- [22] CDF, D0 Collaboration, "Evidence for a particle produced in association with weak bosons and decaying to a bottom-antibottom quark pair in Higgs boson searches at the Tevatron", *Phys. Rev. Lett.* **109** (2012) 071804, doi:10.1103/PhysRevLett.109.071804, arXiv:1207.6436.
- [23] G. P. Salam, L. T. Wang, and G. Zanderighi, "Higgs turns 10". In this volume [reference to be supplied by the publisher].
- [24] CMS Collaboration, "Precision luminosity measurement in proton-proton collisions at $\sqrt{s} = 13$ TeV in 2015 and 2016 at CMS", *Eur. Phys. J. C* **81** (2021) 800, doi:10.1140/epjc/s10052-021-09538-2, arXiv:2104.01927.
- [25] CMS Collaboration, "The CMS experiment at the CERN LHC", *JINST* **3** (2008) S08004, doi:10.1088/1748-0221/3/08/S08004.
- [26] CMS Collaboration, "Performance of the CMS Level-1 trigger in proton-proton collisions at $\sqrt{s} = 13$ TeV", *JINST* **15** (2020) P10017, doi:10.1088/1748-0221/15/10/P10017, arXiv:2006.10165.

- [27] CMS Collaboration, “The CMS trigger system”, *JINST* **12** (2017) P01020, doi:10.1088/1748-0221/12/01/P01020, arXiv:1609.02366.
- [28] CMS Collaboration, “Electron and photon reconstruction and identification with the CMS experiment at the CERN LHC”, *JINST* **16** (2021) P05014, doi:10.1088/1748-0221/16/05/P05014, arXiv:2012.06888.
- [29] CMS Collaboration, “Performance of the CMS muon detector and muon reconstruction with proton-proton collisions at $\sqrt{s} = 13$ TeV”, *JINST* **13** (2018) P06015, doi:10.1088/1748-0221/13/06/P06015, arXiv:1804.04528.
- [30] CMS Collaboration, “Description and performance of track and primary-vertex reconstruction with the CMS tracker”, *JINST* **9** (2014) P10009, doi:10.1088/1748-0221/9/10/P10009, arXiv:1405.6569.
- [31] CMS Collaboration, “Particle-flow reconstruction and global event description with the CMS detector”, *JINST* **12** (2017) P10003, doi:10.1088/1748-0221/12/10/P10003, arXiv:1706.04965.
- [32] CMS Collaboration, “Identification of hadronic tau lepton decays using a deep neural network”, 1, 2022. arXiv:2201.08458. Submitted to *JINST*.
- [33] CMS Collaboration, “Jet energy scale and resolution in the CMS experiment in pp collisions at 8 TeV”, *JINST* **12** (2017) P02014, doi:10.1088/1748-0221/12/02/P02014, arXiv:1607.03663.
- [34] CMS Collaboration, “Performance of missing transverse momentum reconstruction in proton-proton collisions at $\sqrt{s} = 13$ TeV using the CMS detector”, *JINST* **14** (2019) P07004, doi:10.1088/1748-0221/14/07/P07004, arXiv:1903.06078.
- [35] CMS Collaboration, “Precise determination of the mass of the Higgs boson and tests of compatibility of its couplings with the standard model predictions using proton collisions at 7 and 8 TeV”, *Eur. Phys. J. C* **75** (2015) 212, doi:10.1140/epjc/s10052-015-3351-7, arXiv:1412.8662.
- [36] LHC Higgs Cross Section Working Group, “Handbook of LHC Higgs cross sections: 1. Inclusive observables”, *CERN Yellow Rep. Monogr.* **2** (2011) doi:10.5170/CERN-2011-002, arXiv:1101.0593.
- [37] LHC Higgs Cross Section Working Group, “Handbook of LHC Higgs cross sections: 2. Differential distributions”, *CERN Yellow Rep. Monogr.* **2** (2012) doi:10.5170/CERN-2012-002, arXiv:1201.3084.
- [38] LHC Higgs Cross Section Working Group, “Handbook of LHC Higgs cross sections: 3. Higgs properties”, *CERN Yellow Rep. Monogr.* **4** (2013) doi:10.5170/CERN-2013-004, arXiv:1307.1347.
- [39] LHC Higgs Cross Section Working Group, “Handbook of LHC Higgs Cross Sections: 4. Deciphering the nature of the Higgs sector”, *CERN Yellow Rep. Monogr.* **2** (2017) doi:10.23731/CYRM-2017-002, arXiv:1610.07922.
- [40] ATLAS and CMS Collaborations, and the LHC Higgs Combination Group, “Procedure for the LHC Higgs boson search combination in Summer 2011”, ATL-PHYS-PUB-2011-011, CMS NOTE-2011/005, 2011.

-
- [41] CMS Collaboration, “A measurement of the Higgs boson mass in the diphoton decay channel”, *Phys. Lett. B* **805** (2020) 135425, doi:10.1016/j.physletb.2020.135425, arXiv:2002.06398.
- [42] CMS Collaboration, “Measurements of Higgs boson production cross sections and couplings in the diphoton decay channel at $\sqrt{s} = 13$ TeV”, *JHEP* **07** (2021) 027, doi:10.1007/JHEP07(2021)027, arXiv:2103.06956.
- [43] CMS Collaboration, “Measurements of production cross sections of the Higgs boson in the four-lepton final state in proton-proton collisions at $\sqrt{s} = 13$ TeV”, *Eur. Phys. J. C* **81** (2021) 488, doi:10.1140/epjc/s10052-021-09200-x, arXiv:2103.04956.
- [44] CMS Collaboration, “Measurements of the Higgs boson production cross section and couplings in the W boson pair decay channel in proton-proton collisions at $\sqrt{s} = 13$ TeV”, **6**, 2022. arXiv:2206.09466. Submitted to EPJC.
- [45] CMS Collaboration, “Search for Higgs boson decays to a Z boson and a photon in proton-proton collisions at $\sqrt{s} = 13$ TeV”, **4**, 2022. arXiv:2204.12945. Submitted to JHEP.
- [46] CMS Collaboration, “Measurements of Higgs boson production in the decay channel with a pair of τ leptons in proton-proton collisions at $\sqrt{s} = 13$ TeV”, **4**, 2022. arXiv:2204.12957. Submitted to EPJC.
- [47] CMS Collaboration, “Evidence for the Higgs boson decay to a bottom quark-antiquark pair”, *Phys. Lett. B* **780** (2018) 501, doi:10.1016/j.physletb.2018.02.050, arXiv:1709.07497.
- [48] CMS Collaboration, “Observation of Higgs boson decay to bottom quarks”, *Phys. Rev. Lett.* **121** (2018) 121801, doi:10.1103/PhysRevLett.121.121801, arXiv:1808.08242.
- [49] CMS Collaboration, “Search for $t\bar{t}H$ production in the all-jet final state in proton-proton collisions at $\sqrt{s} = 13$ TeV”, *JHEP* **06** (2018) 101, doi:10.1007/JHEP06(2018)101, arXiv:1803.06986.
- [50] CMS Collaboration, “Search for $t\bar{t}H$ production in the $H \rightarrow b\bar{b}$ decay channel with leptonic $t\bar{t}$ decays in proton-proton collisions at $\sqrt{s} = 13$ TeV”, *JHEP* **03** (2019) 026, doi:10.1007/JHEP03(2019)026, arXiv:1804.03682.
- [51] CMS Collaboration, “Inclusive search for highly boosted Higgs bosons decaying to bottom quark-antiquark pairs in proton-proton collisions at $\sqrt{s} = 13$ TeV”, *JHEP* **12** (2020) 085, doi:10.1007/JHEP12(2020)085, arXiv:2006.13251.
- [52] CMS Collaboration, “Evidence for Higgs boson decay to a pair of muons”, *JHEP* **01** (2021) 148, doi:10.1007/JHEP01(2021)148, arXiv:2009.04363.
- [53] CMS Collaboration, “Measurement of the Higgs boson production rate in association with top quarks in final states with electrons, muons, and hadronically decaying tau leptons at $\sqrt{s} = 13$ TeV”, *Eur. Phys. J. C* **81** (2021) 378, doi:10.1140/epjc/s10052-021-09014-x, arXiv:2011.03652.
- [54] M. Grazzini et al., “Higgs boson pair production at NNLO with top quark mass effects”, *JHEP* **05** (2018) 059, doi:10.1007/JHEP05(2018)059, arXiv:1803.02463.

- [55] J. Baglio et al., “ $gg \rightarrow HH$: Combined uncertainties”, *Phys. Rev. D* **103** (2021) 056002, doi:10.1103/PhysRevD.103.056002, arXiv:2008.11626.
- [56] F. A. Dreyer and A. Karlberg, “Vector-boson fusion Higgs pair production at N^3LO ”, *Phys. Rev. D* **98** (2018) 114016, doi:10.1103/PhysRevD.98.114016, arXiv:1811.07906.
- [57] CMS Collaboration, “Search for Higgs boson pair production in the four b quark final state in proton-proton collisions at $\sqrt{s} = 13$ TeV”, 2, 2022. arXiv:2202.09617. Submitted to PRL.
- [58] CMS Collaboration, “Search for nonresonant pair production of highly energetic Higgs bosons decaying to bottom quarks”, 5, 2022. arXiv:2205.06667. Accepted by PRL.
- [59] CMS Collaboration, “Search for nonresonant Higgs boson pair production in final state with two bottom quarks and two tau leptons in proton-proton collisions at $\sqrt{s} = 13$ TeV”, 6, 2022. arXiv:2206.09401. Submitted to PLB.
- [60] CMS Collaboration, “Search for Higgs boson pairs decaying to $WWWW$, $WW\tau\tau$, and $\tau\tau\tau\tau$ in proton-proton collisions at $\sqrt{s} = 13$ TeV”, 6, 2022. arXiv:2206.10268. Submitted to JHEP.
- [61] CMS Collaboration, “Search for nonresonant Higgs boson pair production in final states with two bottom quarks and two photons in proton-proton collisions at $\sqrt{s} = 13$ TeV”, *JHEP* **03** (2021) 257, doi:10.1007/JHEP03(2021)257, arXiv:2011.12373.
- [62] CMS Collaboration, “Search for nonresonant Higgs boson pair production in the four leptons plus two q_b jets final state in proton-proton collisions at $\sqrt{s} = 13$ TeV”, 6, 2022. arXiv:2206.10657. Submitted to JHEP.
- [63] CMS Collaboration, “Evidence for the direct decay of the 125 GeV Higgs boson to fermions”, *Nature Phys.* **10** (2014) 557, doi:10.1038/nphys3005, arXiv:1401.6527.
- [64] CMS Collaboration, “Constraints on the spin-parity and anomalous HVV couplings of the Higgs boson in proton collisions at 7 and 8 TeV”, *Phys. Rev. D* **92** (2015) 012004, doi:10.1103/PhysRevD.92.012004, arXiv:1411.3441.
- [65] ATLAS Collaboration, “Study of the spin and parity of the Higgs boson in diboson decays with the ATLAS detector”, *Eur. Phys. J. C* **75** (2015) 476, doi:10.1140/epjc/s10052-015-3685-1, arXiv:1506.05669. [Erratum: doi:10.1140/epjc/s10052-016-3934-y].
- [66] CMS Collaboration, “Observation of the Higgs boson decay to a pair of τ leptons with the CMS detector”, *Phys. Lett. B* **779** (2018) 283, doi:10.1016/j.physletb.2018.02.004, arXiv:1708.00373.
- [67] CMS Collaboration, “Observation of $t\bar{t}H$ production”, *Phys. Rev. Lett.* **120** (2018) 231801, doi:10.1103/PhysRevLett.120.231801, arXiv:1804.02610.
- [68] CMS Collaboration, “First evidence for off-shell production of the Higgs boson and measurement of its width”, 2022. arXiv:2202.06923. Submitted to Nature Phys.

- [69] M. Cepeda et al., “Report from Working Group 2: Higgs physics at the HL-LHC and HE-LHC”, *CERN Yellow Rep. Monogr.* **7** (2019) 221, doi:10.23731/CYRM-2019-007.221, arXiv:1902.00134.
- [70] CMS Collaboration, “Search for invisible decays of the Higgs boson produced via vector boson fusion in proton-proton collisions at $\sqrt{s} = 13$ TeV”, 2022. arXiv:2201.11585. Submitted to *Phys. Rev. D*.
- [71] CMS Collaboration, “Search for new particles in events with energetic jets and large missing transverse momentum in proton-proton collisions at $\sqrt{s} = 13$ TeV”, *JHEP* **11** (2021) 153, doi:10.1007/JHEP11(2021)153, arXiv:2107.13021.
- [72] CMS Collaboration, “Search for dark matter produced in association with a leptonically decaying Z boson in proton-proton collisions at $\sqrt{s} = 13$ TeV”, *Eur. Phys. J. C* **81** (2021) 13, doi:10.1140/epjc/s10052-020-08739-5, arXiv:2008.04735. [Erratum: doi:10.1140/epjc/s10052-021-08959-3].
- [73] CMS Collaboration, “Combination of searches for Higgs boson pair production in proton-proton collisions at $\sqrt{s} = 13$ TeV”, *Phys. Rev. Lett.* **122** (2019) 121803, doi:10.1103/PhysRevLett.122.121803, arXiv:1811.09689.
- [74] CMS Collaboration, “Search for Higgs boson decay to a charm quark-antiquark pair in proton-proton collisions at $\sqrt{s} = 13$ TeV”, 5, 2022. arXiv:2205.05550. Submitted to PRL.
- [75] CMS Collaboration, “Performance of the DeepJet b tagging algorithm using 41.9 fb^{-1} of data from proton-proton collisions at 13 TeV with Phase 1 CMS detector”, CMS Detector Performance Note CMS-DP-2018-058, 2018.
- [76] E. Bols et al., “Jet flavour classification using DeepJet”, *JINST* **15** (2020) P12012, doi:10.1088/1748-0221/15/12/P12012, arXiv:2008.10519.
- [77] J. F. Gunion, H. E. Haber, and J. Wudka, “Sum rules for Higgs bosons”, *Phys. Rev. D* **43** (1991) 904, doi:10.1103/PhysRevD.43.904.
- [78] C. Englert et al., “Precision measurements of Higgs couplings: implications for new physics scales”, *J. Phys. G* **41** (2014) 113001, doi:10.1088/0954-3899/41/11/113001, arXiv:1403.7191.
- [79] G. Cowan, K. Cranmer, E. Gross, and O. Vitells, “Asymptotic formulae for likelihood-based tests of new physics”, *Eur. Phys. J. C* **71** (2011) 1554, doi:10.1140/epjc/s10052-011-1554-0, arXiv:1007.1727. [Erratum: doi:10.1140/epjc/s10052-013-2501-z].
- [80] G. Isidori, G. Ridolfi, and A. Strumia, “On the metastability of the standard model vacuum”, *Nucl. Phys. B* **609** (2001) 387, doi:10.1016/S0550-3213(01)00302-9, arXiv:hep-ph/0104016.
- [81] G. Degrandi, P. P. Giardino, F. Maltoni, and D. Pagani, “Probing the Higgs self coupling via single Higgs production at the LHC”, *JHEP* **12** (2016) 080, doi:10.1007/JHEP12(2016)080, arXiv:1607.04251.
- [82] F. Maltoni, D. Pagani, A. Shivaji, and X. Zhao, “Trilinear Higgs coupling determination via single-Higgs differential measurements at the LHC”, *Eur. Phys. J. C* **77** (2017) 887, doi:10.1140/epjc/s10052-017-5410-8, arXiv:1709.08649.

- [83] F. Monti et al., “Modelling of the single-Higgs simplified template cross-sections (STXS 1.2) for the determination of the Higgs boson trilinear self-coupling”, LHC Higgs Working Group public note LHCHWG-2022-002, 2022.
- [84] A. V. Gritsan, R. Röentsch, M. Schulze, and M. Xiao, “Constraining anomalous Higgs boson couplings to the heavy flavor fermions using matrix element techniques”, *Phys. Rev. D* **94** (2016) 055023, doi:10.1103/PhysRevD.94.055023, arXiv:1606.03107.
- [85] A. V. Gritsan et al., “New features in the JHU generator framework: constraining Higgs boson properties from on-shell and off-shell production”, *Phys. Rev. D* **102** (2020) 056022, doi:10.1103/PhysRevD.102.056022, arXiv:2002.09888.
- [86] F. Demartin et al., “tWH associated production at the LHC”, *Eur. Phys. J. C* **77** (2017) 34, doi:10.1140/epjc/s10052-017-4601-7, arXiv:1607.05862.
- [87] R. Frederix and K. Hamilton, “Extending the MINLO method”, *JHEP* **05** (2016) 042, doi:10.1007/JHEP05(2016)042, arXiv:1512.02663.
- [88] NNPDF Collaboration, “Parton distributions from high-precision collider data”, *Eur. Phys. J. C* **77** (2017) 663, doi:10.1140/epjc/s10052-017-5199-5, arXiv:1706.00428.
- [89] J. S. Gainer et al., “Exploring theory space with Monte Carlo reweighting”, *JHEP* **10** (2014) 078, doi:10.1007/JHEP10(2014)078, arXiv:1404.7129.
- [90] O. Mattelaer, “On the maximal use of Monte Carlo samples: re-weighting events at NLO accuracy”, *Eur. Phys. J. C* **76** (2016) 674, doi:10.1140/epjc/s10052-016-4533-7, arXiv:1607.00763.
- [91] S. Alioli et al., “Jet pair production in POWHEG”, *JHEP* **04** (2011) 081, doi:10.1007/JHEP04(2011)081, arXiv:1012.3380.
- [92] K. Melnikov and F. Petriello, “Electroweak gauge boson production at hadron colliders through $\mathcal{O}(\alpha_s^2)$ ”, *Phys. Rev. D* **74** (2006) 114017, doi:10.1103/PhysRevD.74.114017, arXiv:hep-ph/0609070.
- [93] M. Czakon and A. Mitov, “Top++: A program for the calculation of the top-pair cross-section at hadron colliders”, *Comput. Phys. Commun.* **185** (2014) 2930, doi:10.1016/j.cpc.2014.06.021, arXiv:1112.5675.
- [94] N. Kidonakis, “Top quark production”, in *Helmholtz International Summer School on Physics of Heavy Quarks and Hadrons*, p. 139. 2014. arXiv:1311.0283. doi:10.3204/DESY-PROC-2013-03/Kidonakis.
- [95] Y. Li and F. Petriello, “Combining QCD and electroweak corrections to dilepton production in FEWZ”, *Phys. Rev. D* **86** (2012) 094034, doi:10.1103/PhysRevD.86.094034, arXiv:1208.5967.
- [96] M. Grazzini, S. Kallweit, D. Rathlev, and M. Wiesemann, “ $W^\pm Z$ production at the LHC: fiducial cross sections and distributions in NNLO QCD”, *JHEP* **05** (2017) 139, doi:10.1007/JHEP05(2017)139, arXiv:1703.09065.

-
- [97] J. M. Lindert et al., “Precise predictions for V+jets dark matter backgrounds”, *Eur. Phys. J. C* **77** (2017) 829, doi:10.1140/epjc/s10052-017-5389-1, arXiv:1705.04664.
- [98] S. Kallweit et al., “NLO QCD+EW automation and precise predictions for V+multijet production”, in *50th Rencontres de Moriond, QCD and high energy interactions*, p. 121. 2015. arXiv:1505.05704.
- [99] S. Kallweit et al., “NLO QCD+EW predictions for V+jets including off-shell vector-boson decays and multijet merging”, *JHEP* **04** (2016) 021, doi:10.1007/JHEP04(2016)021, arXiv:1511.08692.
- [100] K. Becker et al., “Precise predictions for boosted Higgs production”, 2020. arXiv:2005.07762.
- [101] F. A. Dreyer and A. Karlberg, “Vector-boson fusion Higgs production at three loops in QCD”, *Phys. Rev. Lett.* **117** (2016) 072001, doi:10.1103/PhysRevLett.117.072001, arXiv:1606.00840.
- [102] R. Bonciani et al., “Next-to-leading order QCD corrections to the decay width $H \rightarrow Z\gamma$ ”, *JHEP* **08** (2015) 108, doi:10.1007/JHEP08(2015)108, arXiv:1505.00567.
- [103] T. Gehrmann, S. Guns, and D. Kara, “The rare decay $H \rightarrow Z\gamma$ in perturbative QCD”, *JHEP* **09** (2015) 038, doi:10.1007/JHEP09(2015)038, arXiv:1505.00561.
- [104] G. Heinrich et al., “NLO predictions for Higgs boson pair production with full top quark mass dependence matched to parton showers”, *JHEP* **08** (2017) 088, doi:10.1007/JHEP08(2017)088, arXiv:1703.09252.
- [105] G. Heinrich et al., “Probing the trilinear Higgs boson coupling in di-Higgs production at NLO QCD including parton shower effects”, *JHEP* **06** (2019) 066, doi:10.1007/JHEP06(2019)066, arXiv:1903.08137.
- [106] S. P. Jones and S. Kuttimalai, “Parton shower and NLO-matching uncertainties in Higgs boson pair production”, *JHEP* **02** (2018) 176, doi:10.1007/JHEP02(2018)176, arXiv:1711.03319.
- [107] G. Heinrich, S. P. Jones, M. Kerner, and L. Scyboz, “A non-linear EFT description of $gg \rightarrow HH$ at NLO interfaced to POWHEG”, *JHEP* **10** (2020) 021, doi:10.1007/JHEP10(2020)021, arXiv:2006.16877.
- [108] G. Buchalla et al., “Higgs boson pair production in non-linear Effective Field Theory with full m_t -dependence at NLO QCD”, *JHEP* **09** (2018) 057, doi:10.1007/JHEP09(2018)057, arXiv:1806.05162.

A Methods

A.1 Large Hadron Collider project and the Higgs boson

The primary goals of the LHC and its two general-purpose experiments, ATLAS and CMS, are to:

- elucidate the mechanism of EW symmetry breaking and find the associated particle, which in the SM of particle physics is the Higgs boson [4–6], and,
- search for BSM physics.

The necessity to study the wide range of processes in Fig. 1 largely drove the design of the ATLAS and CMS experiments. The production cross sections and the decay branching fractions for a SM Higgs boson with a mass of 125.38 GeV are shown in Extended Table B.1.

The LHC [20] is designed to accelerate protons to an energy up to 7 TeV by powerful electric fields generated in superconducting radio frequency cavities and guided around their circular orbits by strong (8.3 T) superconducting dipole magnets in tubes under very high vacuum. The counterrotating LHC beams are organized in ≈ 2800 bunches comprising $>10^{11}$ protons per bunch, separated by 25 ns, leading to a bunch crossing rate of ≈ 32 MHz. The two proton beams are brought into collision at the center of the four LHC experiments. In Run 2, pp interaction rates of 2 GHz were reached. Multiple pairs of protons interact in each bunch crossing, the average number ranging from 21 in 2012 to 32 in 2018. These are superposed on the triggered interaction and are labelled *pileup*.

A.2 The CMS experiment

A.2.1 Design criteria and the SM Higgs boson

In the early 1990s, during the design phase of the Compact Muon Solenoid (CMS) experiment, considerable emphasis was placed on the identification and measurement of high-energy electrons, photons, and muons, as these particles were expected to play an important role in the search for the SM Higgs boson and in the search for BSM physics.

As the rate of production of energetic muons at high-luminosity hadron colliders is very large, the online selection of events using muons is a particularly formidable task. The muon momentum has to be measured in real time and a momentum threshold placed to limit the rate. This requires a high bending power (high magnetic field) and an adequately precise and robust measurement of the trajectory of muons. This consideration determined the starting point of the design of CMS, and by implication the choice, size, and the power of the analyzing magnet. The next design priority was driven by the search for the Higgs boson via its decay $H \rightarrow \gamma\gamma$, requiring an excellent EM calorimeter (ECAL). The muon system and the ECAL were to be complemented by a precision inner tracking system, immersed in a high magnetic field, giving good momentum resolution and a hadron calorimeter (HCAL) that provided an almost full calorimetric coverage (e.g. for the search for the Higgs boson if its mass turned out to be larger than 500 GeV).

A.2.2 The CMS detector

The longitudinal cut-away view of the CMS detector is shown in Extended Data Fig. B.1. The CMS detector comprises four principal layers: the inner tracker, the ECAL, the HCAL, and the muon system. The various types of detecting elements and their channel counts are also indicated. Physics objects (e.g. electrons, photons, muons, quark or gluon jets, etc.) are identified by different combinations of the patterns of energy deposits and/or traces in these four layers.

The defining choice and the central element of the CMS detector is the long (13 m), large inner diameter (≈ 6 m), state-of-the-art high-field (3.8 T) superconducting solenoid, generating the magnetic field both for the inner tracker and the muon system. The large size of the solenoid allows the inner tracker and almost all the calorimetry to be installed inside the solenoid.

A.2.2.1 Inner tracking Particles emerge from the interaction region into the inner tracker, housed in a cylindrical volume with a length of 5.8 m and a diameter of 2.5 m. The particles first encounter the pixel detector, configured in three (four) cylindrical layers of silicon sensors in the barrel region, and two (three) disks in the endcap region before (after) 2017. The pixel detector is surrounded by 10 concentric layers of silicon sensors in the barrel region, with 10 cm long or 20 cm long silicon microstrips, and 12 vertical planes in each endcap region. Points are measured with an accuracy of $\approx 15 \mu\text{m}$ in the bending plane. The geometric coverage extends down to angles of 9° from the beamline.

A.2.2.2 Electromagnetic and hadron calorimeters The ECAL employs dense lead tungstate scintillating crystals. Each crystal has a length of ≈ 23 cm that is sufficient to contain the full energy of high-energy electron and photon showers. The amount of generated or collected light is proportional to the energy of the incident particle. The fine transverse size of the crystals means that the energy of an EM shower is distributed over a cluster of crystals ranging from 9 (3×3) to 25 (5×5) crystals. The geometric coverage of the ECAL goes down to about 6° from the beamline.

The HCAL, comprising ≈ 7000 channels, is a sandwich of ≈ 5 cm thick brass absorber plates and ≈ 4 mm thick scintillator plates. The charged particles in the shower, generated in the absorber plates, traverse the scintillator plates and produce light that is collected and guided by fibres to the photodetectors. The geometric coverage of the HCAL goes down to about 6° from the beamline. This coverage is augmented by the very forward calorimeter, comprising an iron absorber with quartz fibres embedded in a matrix arrangement. The relativistic charged particles in the showers traverse the fibres and generate Cherenkov light, a part of which is guided by the fibres to the photodetectors. This calorimeter extends the calorimetric coverage down to an angle of $\approx 0.75^\circ$ from the beamline. The thickness of hadron calorimetry is sufficient to absorb almost all of the energy of high energy hadrons.

A.2.2.3 Muon system Muons (and neutrinos) are the only particles that normally reach the muon system. All other particles deposit almost all of their energies in the calorimeters, and hence are said to have been absorbed. In addition to the measurements inside the inner tracker, the momentum of muons is measured a second time in gas-ionization chambers. These chambers are organized in four *stations* that measure several points, to a precision of $\approx 150 \mu\text{m}$, and generate track segments whose direction is measured online with an angular precision of ≈ 5 mrad. An independent set of gas-ionization chambers, provide a signal timing resolution of ≈ 3 ns aiding the triggering process. The instrumented geometric coverage of the muon system goes down to an angle of 10° from the beamline.

A.2.2.4 Event selection As the resources needed to record data for later use from all ≈ 32 million beam crossings per second would be prohibitively costly, specific filters (known as triggers) are used to select the most interesting ones. An online two-tiered trigger system [26, 27] is deployed, with the first tier (Level-1) being hardware-based and the second one (high-level or HLT) being software-based. The Level-1 uses custom hardware that processes coarse information from the calorimeters or the muon chambers to select around 100 thousand crossings of interest per second, corresponding to a reduction of a factor of ≈ 400 . Crossings of interest

are selected if the energy deposits in the calorimeters or the momentum of muons, are above predefined thresholds. Upon the issuance of a Level-1 trigger, and after a fixed latency of just under $4\ \mu\text{s}$, all data from the *triggered* crossing are off-loaded from the pipeline memories in the ≈ 100 million on-detector electronics channels. These data, after suitable treatment in electronics housed in the underground *services* cavern, are sent up 100 m to the surface as fragments on ≈ 1000 optical fibres and fed into a commercial telecommunication *switch*. The switch takes the individual fragments, puts them together, i.e. *builds* the event, and feeds the event into the next available CPU core, in a computer farm of some 50 000 CPU cores. There, in real time, full-event physics-grade software algorithms, optimized for fast processing, reconstruct physics objects and select for permanent storage some 1000 events or crossings per second, based on topological and kinematic information (see Extended Table B.3).

A.2.2.5 Event reconstruction The CMS experiment generates a large amount of collision and simulated data. To handle, store, and analyze all these data required the development of the worldwide LHC distributed computing grid (wLCG), providing universal access to data for all CMS Collaboration members.

The data from the stored events are transferred to the Tier-0 centre housed on CERN's main site, where a first processing stage is performed. The result of this stage is then distributed to seven other major centres worldwide, labelled Tier-1 centres, for offline analysis. The Tier-1s are designed to carry out tasks of further reconstruction of the collision data with improved calibration and alignment of the various CMS subdetectors, while the generation and reconstruction of Monte Carlo event samples is carried out both at the Tier-1 centres and smaller university-based locations, labelled Tier-2 centres.

The particle-flow (PF) algorithm [31] reconstructs and identifies each individual particle in an event, with an optimized combination of information from the various elements of the CMS detector. The energy of photons is obtained from the measurements in the ECAL. The energy of electrons is determined from a combination of the electron momentum at the primary interaction vertex as determined by the tracker, and the energy in the corresponding cluster of crystals, including the energy sum of all bremsstrahlung photons spatially compatible with originating from the electron track. The momentum of muons is derived from the curvature of the corresponding track. The energy of charged hadrons is determined from a combination of their momentum measured in the tracker, and the matching ECAL and HCAL energy deposits. The energy of neutral hadrons is obtained from the corresponding corrected ECAL and HCAL energies.

Hadronic jets, arising from quarks or gluons, are created from all the particles reconstructed by the PF algorithm within a cone of half-angle of $\approx 25^\circ$, centred on the axis determined by the vectorial sum of the momenta of all particles in the jet.

A.2.2.6 Improvements of the CMS detector Several improvements have been introduced into the CMS experiment since the discovery of the Higgs boson in 2012. These included:

- The replacement, in late 2016, of the silicon pixel detector, with a new one comprising four concentric layers in the barrel region, at radii of 29, 68, 109, and 160 mm, and six endcap disks placed at ± 34 , ± 41 , and ± 51 mm from the interaction point, along the beamline. The new configuration leads to an improvement in the reconstruction of the secondary vertices and in the quality of tagging of b quarks. The sensitivity of $H \rightarrow b\bar{b}$ analysis is found to be improved by a factor of 2.
- The replacement of photodetectors in HCAL (hybrid photodiodes replaced by sili-

con photomultipliers) and implementation of more precise timing, allowing a reduction of accidental or instrumental backgrounds, e.g. stray or out-of-time particles.

- The installation in 2013 and 2014 of chambers in the fourth endcap muon station that were left out for Run 1.
- The upgrade of the Level-1 trigger hardware prior to LHC Run 2 to improve the selection of physics events of interest. The trigger rate from background processes is reduced and the trigger efficiency improved for a wide variety of physics signals. In the muon system, new trigger processor boards deploy powerful commercial field-programmable gate arrays (FPGAs). A time-multiplexed architecture was introduced that enabled data from all the calorimetry in each crossing to be pushed into a single FPGA of the type used in the muon trigger system. The FPGAs allow sophisticated and innovative algorithms to be implemented and evolved as conditions change.
- In the data acquisition system a new switch was installed and the CPU power of the computer farm increased. The whole fabric of the distributed computing systems was upgraded to allow more events to be stored (at least 1000 events/s instead of the initially foreseen 100 events/s).

A.3 Offline event analysis

The principal physics objects are required to have transverse momenta or energies above a set threshold. The thresholds are lowered for the second, or any further, objects. Typical values of these thresholds are listed in Extended Table B.3.

Lepton and photons resulting from the decays of Higgs bosons are expected to be unaccompanied by other particles; they are said to be *isolated*. Isolation criteria are imposed by requiring no additional energetic particles within a cone of $\approx 20^\circ$ opening angle around the object's direction. Particles, other than from decays of b and c quarks or τ leptons, are expected to emerge directly from the primary interaction vertex, defined as the vertex corresponding to the pp collision identified by the online selection.

Increased use of regression and classification algorithms implemented using machine learning (ML) methods, such as deep neural networks (DNNs) and boosted decision trees (BDTs), led to a simultaneous increase in purity and in efficiencies of identification and reconstruction of physics objects (electrons, muons, photons, b quarks, tau leptons, jets, and p_T^{miss}), and improvements in the calibration of related kinematic observables.

All analyses make extensive use of Monte Carlo simulation of the signal and background processes. The CMS detector is precisely described in software code that is used to generate Monte Carlo event samples. Multiple interactions are included, that match the distribution of the number of pileup interactions observed in data. All the simulated event samples are then processed through the same chain of software programs and procedures as are collision data. Simulated samples are used to evaluate or determine geometric acceptances, energy/momentum/mass resolutions, as well as for online and offline particle identification and reconstruction efficiencies, and for training for the many BDT algorithms and DNNs.

A.4 Higgs boson decay channels: notes

Distributions of the invariant mass of final-state particles in the individual decay channels are shown in Extended Data Figs. B.3 and B.4.

A.4.1 Bosonic decay channels

A.4.1.1 $H \rightarrow \gamma\gamma$ The signal is extracted by measuring the narrow signal peak over a smoothly falling background distribution [42]. Despite its small branching fraction (0.23%), this mode is a sensitive one due to the excellent precision in the measurement of the energies of photons. The diphoton invariant mass resolution is $\sigma_{m_{\gamma\gamma}}/m_H \approx 1\%$. All the principal production modes can be studied (ggH, VBF, VH, ttH, and tH). The background largely consists of an irreducible one from quantum chromodynamics (QCD) production of two photons. There is also a reducible background where one or more of the reconstructed photon candidates originate from misidentification of jet fragments, that is dominated by QCD Compton scattering from quarks.

A.4.1.2 $H \rightarrow ZZ \rightarrow 4\ell$ The study of this decay channel uses the distinctive decay of the Z bosons to charged leptons (ℓ) leading to a final state with $4e$, or 4μ , or $2e2\mu$ [43]. The signal appears as a narrow peak on top of a smooth and small background. The momentum (energy) measurement of muons (electrons) is precise enough to give an invariant mass resolution with $\sigma_{m_{4\ell}}/m_H \approx 1\%$. The background comprises an irreducible part arising from the nonresonant production of two Z bosons or $Z\gamma^*$, and a reducible part from the production of Z+jets and top pair events, where the jets originate from heavy quarks, and thus could contain charged leptons, or are misidentified as charged leptons. The event yield for this process is tiny due to the small branching fractions of $H \rightarrow ZZ$ (2.71%) and subsequent $Z \rightarrow \ell\ell$ (3.37% per lepton type) decays. To enhance the signal over background and to categorize events, discriminants exploiting the production and decay kinematics expected for the signal and background events based on a matrix element likelihood approach are used together with the invariant mass of the particle.

Extended Data Fig. B.2 (upper) shows a display of a candidate $H \rightarrow ZZ \rightarrow ee\mu\mu$ event produced in pp collisions at a centre-of-mass energy $\sqrt{s} = 13$ TeV and recorded in the CMS detector.

A.4.1.3 $H \rightarrow WW \rightarrow \ell\nu\ell\nu$ Two high- p_T ℓ and large p_T^{miss} characterize this final state [44] and benefit from the $H \rightarrow WW$ decay having one of the largest branching fractions ($\sim 22\%$). Due to the presence of two neutrinos, the computation of the WW invariant mass is not possible. However, an associated variable, the transverse mass, m_T , can be computed from the \vec{p}_T of the charged leptons and the \vec{p}_T^{miss} . The square of transverse mass for a collection of particles $[P_i]$ is defined as $m_T^2([P_i]) = (\sum |\vec{p}_{T,i}|)^2 - |\sum \vec{p}_{T,i}|^2$. The dominant background arises from irreducible nonresonant WW production and is estimated from data. The channel has a good sensitivity to the ggH and VBF production processes. In the analysis, 3ℓ and 4ℓ categories are also included, sensitive to production of the Higgs boson in association with a leptonically decaying vector boson. The analysis does not target the ttH and tH production modes, which are covered by a dedicated analysis discussed in Section A.4.3.

A.4.1.4 $H \rightarrow Z\gamma$ The signal is sought as a peak over a smoothly falling background distribution [45]. This analysis targets decays of the Z boson into $2e$ or 2μ . To increase the sensitivity to the signal, the events are divided into different categories based on the production mode. Multivariate analysis (MVA) techniques are used to further categorize regions with high and low signal-to-background ratios. The dominant background arises from Drell–Yan dilepton production in association with an initial-state photon.

A.4.2 Fermionic decay channels

A.4.2.1 $H \rightarrow \tau\tau$ Four different ditau final states are studied [46]: $e\mu$, $e\tau_h$, $\mu\tau_h$, and $\tau_h\tau_h$, where τ_h refers to a hadronically decaying tau lepton. The analysis of this decay channel targets the ggH, VBF, and VH production modes. The identification of τ_h candidates uses DNN discriminants to reject quark and gluon jets misidentified as τ_h . In order to separate the $H \rightarrow \tau\tau$ signal events from the sizeable contribution of irreducible $Z \rightarrow \tau\tau$ events, the likelihood estimate of the reconstructed mass of the $\tau\tau$ system is used. This analysis does not target ttH production, which is covered by the dedicated analysis discussed in Section A.4.3.

A.4.2.2 $H \rightarrow bb$ The $H \rightarrow bb$ decay channel has by far the largest branching fraction of all the decay channels considered, with around 60% of Higgs bosons decaying in this way. The background from QCD production of pairs of b jets is very large, hence final states with special characteristics have been chosen to enhance the signal-to-background ratio [47–51].

To select jets most likely to originate from b quarks, a DNN algorithm is used [75, 76]. It provides a continuous discriminant score, which combines information typical of b quark jets, such as the presence of tracks displaced from the primary vertex, identified secondary vertices, and the presence of low- p_T leptons in the jet. The threshold on the discriminant score is set such that the misidentification rate for light (u, d, s) quarks or gluons is low. For example, setting this misidentification rate at 0.1% gives a 50% efficiency for b quark jet identification when applied to jets in top quark-antiquark events.

The VH production mode uses the presence of one or more leptons from the decay of the vector boson, or large p_T^{miss} . In the signal-sensitive region, DNNs are used to separate the signal from the background dominated by QCD multijet production.

The ttH and tH production modes are included in the combination and MVA techniques are used to separate the signal from the large multijet backgrounds. This analysis uses the 2016 data set.

Lastly, an inclusive analysis is included that targets Higgs bosons produced with large p_T [51]. In this kinematic region the signal to background ratio is larger. The two b jets from decays of highly Lorentz-boosted Higgs bosons are close in space and appear in the detector as a single broad jet with distinctive internal structure.

Extended Data Fig. B.2 (lower) shows a display of a candidate $H \rightarrow bb$ event produced in pp collisions at a centre-of-mass energy $\sqrt{s} = 13$ TeV and recorded in the CMS detector.

A.4.2.3 $H \rightarrow \mu\mu$ The signal is searched for as a peak in the dimuon mass distribution, over a smoothly falling background [52]. The dimuon invariant mass resolution is $\sigma_{m_{\mu\mu}}/m_H \approx 1\%$. The analysis of this decay channel targets the ggH, VBF, VH, and ttH production modes, and is most sensitive in the first two modes. The largest background in this decay channel comes from Drell–Yan dimuon production in which an off-shell Z^* boson decays to a pair of muons. Events are split into production modes based on their kinematical properties. To improve the sensitivity of the analysis, MVA techniques are used in each of these different categories.

A.4.2.4 $H \rightarrow cc$ The analysis of this final state in the VH production mode (Fig. 1c) has recently been presented [74] but has not been included in the present combination. The analysis yields $\sigma(\text{VH})\mathcal{B}(H \rightarrow cc) < 0.94$ pb at 95% CL. The observed 95% CL interval (expected upper limit) for κ_c is found to be $1.1 < |\kappa_c| < 5.5$ ($|\kappa_c| < 3.4$), the most stringent to date. A search for

$Z \rightarrow cc$ in VZ events is used to validate the analysis strategy and yields a first observation of this decay channel, at a hadron collider, with a significance of 5.7 s.d.

A.4.3 ttH/tH with multileptons

The ttH (Fig. 1d) and tH (Figs. 1e, 1f) production channels, which probe the coupling of the Higgs boson to the top quarks, are studied in the case where the Higgs boson and the top quarks subsequently decay into final states with several leptons [53], supplementing dedicated studies of the $H \rightarrow \gamma\gamma$, $H \rightarrow ZZ \rightarrow 4\ell$, and $H \rightarrow bb$ decay modes.

This analysis uses a categorization based on the number of leptons and/or τ_h candidates to target both the different Higgs boson final states and tt decay channels. Categories with at least two leptons, or one lepton and two τ_h candidates, target cases where at least one top quark decays via a leptonically decaying W boson. Categories with one lepton and one τ_h , or with no leptons and two τ_h candidates are used to target events in which both top quarks decay via hadronically decaying W bosons. This analysis is sensitive to the $H \rightarrow WW$, $H \rightarrow \tau\tau$, and $H \rightarrow ZZ$ decay channels. Several MVA techniques are employed to better separate the ttH and tH production modes.

A.4.4 Higgs boson decays beyond the SM

In addition to the invisible Higgs boson decays discussed in Section 5.2, other BSM decays are possible, into *undetected* particles. That is, these particles may or may not leave a trace in the CMS detector, but we do not have dedicated searches looking for these signatures. Nevertheless, the presence of undetected decays can be inferred indirectly from a reduction in the branching fraction for SM decays (or by an increase in the total Higgs boson width). In this interpretation, the total width becomes $\Gamma_H = \sum \Gamma_f(\kappa) / (1 - \mathcal{B}_{\text{Inv.}} - \mathcal{B}_{\text{Undet.}})$, where $\mathcal{B}_{\text{Undet.}}$ is the branching fraction to undetected particles.

To probe invisible or undetected decays of the Higgs boson, another fit can be performed, including $\mathcal{B}_{\text{Inv.}}$ and $\mathcal{B}_{\text{Undet.}}$ as additional floating parameters, while imposing as an upper bound on κ_W and κ_Z their SM values, also valid in most proposed extensions of the SM [77, 78]. As can be seen from Extended Data Fig. B.8 (right), $\mathcal{B}_{\text{Inv.}}$ and $\mathcal{B}_{\text{Undet.}}$ are found to be consistent with zero. The 95% CL upper limit on $\mathcal{B}_{\text{Undet.}}$ is found to be <0.16 , with only small changes to the other κ_i fitted values, as shown in Extended Data Fig. B.8 (right). The measurement of the width [68] of the Higgs boson will be used in the future to constrain these quantities without imposing bounds on κ_W and κ_Z .

A.5 Statistical analysis

The statistical framework used to build the combination of all the channels is based on an established combined likelihood method ([40] and references therein), and briefly detailed in this section.

Given the enormous number of pp collisions produced at the LHC and the relatively small probability that one of those collisions will produce a signal-like event, the observations in data are described by Poisson probability functions, $\mathcal{P}(k|\lambda) = e^{-\lambda} \lambda^k / k!$, where k is the observed number of events, and the parameter λ is the expected number of events in a particular bin or region of one or more of the discriminating distributions used for each channel entering the combination. The combined likelihood is obtained from the product of the individual Poisson probability functions, accounting for the observed data and expected number of events across all channels.

The parameters λ are functions of the model parameters of interest: μ , which represent the Higgs boson couplings or signal strengths, and nuisance parameters θ , which model the effect of systematic uncertainties on the predicted signal and background contributions. Additional terms are included in the combined likelihood to represent constraints on the nuisance parameters due to external measurements, such as energy and momentum scale calibrations or an integrated luminosity determination. The measurements reported in this paper are determined using the profile likelihood ratio $q(\mu) = -2 \ln \mathcal{L}(\mu, \hat{\theta}_\mu) / \mathcal{L}(\hat{\mu}, \hat{\theta})$ where $\hat{\mu}$ and $\hat{\theta}$ are the values of the parameters of interest and nuisance parameters that maximize the likelihood $\mathcal{L}(\mu, \theta)$, and $\hat{\theta}_\mu$ are the values of the nuisance parameters that maximize the likelihood for a fixed value of μ . The compatibility between a given set of measurements and their corresponding SM predictions is reported as a p -value, derived from the difference between q_{SM} and $q(\hat{\mu})$. Expected intervals are derived from the *Asimov* data set, in which the nuisance parameters are set to their maximum likelihood estimator values.

The modified likelihood ratio test statistic $\tilde{q}(\mu) = -2 \ln[\mathcal{L}(\mu, \hat{\theta}_\mu) / \mathcal{L}(\hat{\mu}, \hat{\theta})]$ with a constraint $0 \leq \hat{\mu} \leq \mu$ is used to set 95% CL upper limits on signal strengths and production cross sections using the “CL_s criterion” [40].

All the reported confidence intervals, confidence regions, and p -values are obtained assuming various asymptotic approximations for the distributions of the (modified) likelihood ratio test statistic [79]. The validity of the asymptotic assumptions has been routinely checked in the context of individual analyses whenever the event yields are small or particular validity conditions are not met.

A.6 Signal strengths μ : production channels and decay modes

For a Higgs boson produced in mode i and decaying into a final state f , the signal event yields are proportional to $\sigma_i \mathcal{B}^f$, where σ_i is the production cross section and \mathcal{B}^f the decay branching fraction. The branching fraction is in turn given by $\mathcal{B}^f = \Gamma^f / \Gamma_{\text{H}}$, where Γ^f is the partial decay width in the final state f and Γ_{H} the total natural width of the Higgs boson.

Fits are performed under different assumptions:

- per overall single signal strength, yielding $\mu = 1.002 \pm 0.057$,
- per production channel signal strengths ($\mu_i = \sigma_i / \sigma_i^{\text{SM}}$ with $\mathcal{B}^f = \mathcal{B}_{\text{SM}}^f$), Fig. 2 (left),
- per decay mode signal strengths ($\mu^f = \mathcal{B}^f / \mathcal{B}_{\text{SM}}^f$, with $\sigma_i = \sigma_i^{\text{SM}}$), Fig. 2 (right), and
- with a free parameter per individual combination of production modes and decay channels, as illustrated in Extended Data Fig. B.6.

The covariance matrices for the fitted signal strengths per production mode μ_i and per decay channel μ^f are shown in Extended Data Fig. B.5.

A.7 Notes on self-interaction strength

The potential energy of the BEH field (ϕ) is given by $V(\phi) = \frac{1}{2} m_{\text{H}}^2 \phi^2 + \sqrt{\lambda/2} m_{\text{H}} \phi^3 + \frac{1}{4} \lambda \phi^4$. The first term accounts for the mass of the Higgs boson m_{H} . The second term represents the Higgs boson self interaction, of strength λ . In the SM, $\lambda = m_{\text{H}}^2 / (2v^2)$ (where the vacuum expectation value of the BEH field, corresponding to its minimum, is $v = 246$ GeV) and it can be measured via the study of Higgs boson pair production. The third term represents the interaction of four Higgs bosons at a point, a process that is even rarer than its pair production. Knowledge of the exact shape of the potential V is crucial for understanding the phase transition that occurred in the early universe and its consequences [80].

The search for Higgs boson pair production is performed by combining Higgs boson pairs, each with differing decay modes. The decay modes that have been used are bb , $\tau\tau$, and WW [57–60], benefitting from the large branching fractions, and $\gamma\gamma$ [61] and $ZZ \rightarrow 4\ell$ [62], benefitting from the presence of narrow mass peaks, thus improving the signal-to-background ratio. All final states analyzed are defined to be mutually exclusive so that they could be properly combined as statistically independent observations.

Measurements of Higgs boson pair production are used to constrain the Higgs boson self-interaction strength λ . Several combinations of individual Higgs boson decay modes are employed in this search. The highest rate for Higgs boson pair production and decays occurs when both Higgs bosons decay to b quark pairs, $HH \rightarrow bbbb$, corresponding to $\approx 35\%$ of all the possible HH decays in the SM.

The search in the $4b$ decay mode [57, 58] is performed separately under the assumptions that $m_{H^*} \gg 2m_H$ or not. In the case $m_{H^*} \gg 2m_H$, each Higgs boson is energetic (and hence said to be boosted), such that its decay products, e.g. b quark jets, merge and appear as one *broad* jet, but with a distinctive internal structure. In the latter case, all four b quark jets rarely overlap, and hence said to be resolved.

Another group of analyses targets the HH final states where one H decays to b quarks and the other to $\tau\tau$ [59], $\gamma\gamma$ [61], or $ZZ \rightarrow 4\ell$ [62]. Analyses targeting a set of multileptons final states with p_T^{miss} are $HH \rightarrow (WW)(WW)$, $(WW)(\tau\tau)$, or $(\tau\tau)(\tau\tau)$ [60], where hadronic tau lepton decays are also included.

A fit to Higgs boson pair production data can be used to simultaneously constrain κ_λ and κ_{2V} , as shown in Extended Data Fig. B.9 (left).

Measurements of single Higgs boson production and decay can also be used to constrain κ_λ as quantum corrections to the SM Higgs boson production modes and decay channels depend on κ_λ [81, 82]. These corrections have been derived [83] for the different production and decay modes entering the combination, as shown in Extended Data Table B.2.

The values of κ_λ extracted from single and pair Higgs boson production are shown in Extended Data Fig. B.9 (right).

A.8 Upgrade of the CMS experiment for HL-LHC running

To exploit the full potential of the LHC, the accelerator and its experiments will be upgraded. The HL-LHC will operate at an instantaneous luminosity of $5 \times 10^{34} \text{ cm}^{-2} \text{ s}^{-1}$. The intention is to collect ten times more data than the 300 fb^{-1} foreseen in the initial LHC phase. This means that the integrated radiation levels will be correspondingly larger.

The physics to be studied drives the technical choices for the upgrade. The physics goals are:

- precise measurements of the properties of the Higgs boson and its self-coupling, to elucidate further the physics of EW symmetry breaking;
- search for BSM physics; and
- selected precision SM measurements.

The translation of these physics goals into experimental design goals requires:

- The construction of a new higher-granularity, more radiation-hard silicon tracker. The design of the new front-end electronics will allow information from the inner tracker to participate in the Level-1 trigger. The size of the individual detecting el-

ements will be decreased leading to about ten times larger number of electronics channels. All components inside the tracker (silicon sensors, front-end electronics, 10 Gb/s data links, etc.) will have to withstand integrated doses of up to 500 Mrad and fluences of 10^{16} (1 MeV equivalent neutrons)/ cm^2 . The geometric coverage of the inner tracker will be increased, extending it down an angle of 2° from the beamline.

- The replacement of other components affected by radiation. Principally these are the endcap calorimeters and the ECAL front-end electronics. The endcap calorimeters will be replaced with a new high-granularity “imaging” calorimeter with precision timing. It will be based on 600 m^2 of silicon sensors with detecting cells of sizes of 0.5 to 1.0 cm^2 . Regions in this calorimeter will reach integrated doses of up to 500 Mrad and fluences of 10^{16} (1 MeV equivalent neutrons)/ cm^2 . The new front-end electronics for the ECAL barrel will allow data from each crystal to be sent to the calorimeter Level-1 trigger processor, instead of the sum of 25 crystals today, and which will allow better measurement of the timing of the impact of electrons or photons.
- Higher-bandwidth Level-1 and high-level triggers. Information from the inner trackers will be used at Level-1. The Level-1 trigger latency will be increased from 4 to over $12\ \mu\text{s}$, requiring corresponding changes in the front-end electronics, allowing more processing time leading to a purer selection of events. The output rate from the Level-1 processors will be increased from 100 to 750 kHz and correspondingly the number of events stored for later analysis will be increased from 1 to 10 kHz.
- The introduction of precision timing detectors. A new set of detectors will be installed in the barrel and endcap regions, covering a region down to an angle of 9° from the beamline. The precision timing of photons (in the barrel region) and charged tracks will greatly improve the localization of the correct interaction vertex. At HL-LHC, on the average, some 140 pairs of protons are expected to interact in each crossing, spread over a time characterized by $\sigma \approx 200\text{ ps}$. Furthermore, suppression of energy can be carried out that is not consistent in time with the interaction of interest.

The upgraded CMS experiment at HL-LHC will be more powerful than the current one. Uncertainties in many measurements of the properties of the Higgs boson are expected to approach the percent level, benefitting from the anticipated larger event samples, reduced experimental systematic uncertainties, and more accurate theoretical calculations.

A.9 Theoretical references

The theoretical works used in our analyses can be found in the LHC Higgs Cross Section Working Group reports [36–39] and in the following Refs. [54, 56, 84–108].

A.10 Data availability

Tabulated results are provided in the HEPData record for this analysis. Release and preservation of data used by the CMS collaboration as the basis for publications is guided by the CMS data preservation, re-use and open access policy.

A.11 Code availability

The CMS core software is publicly available on GitHub (<https://github.com/cms-sw/cms-sw>).

A.12 Ethics declarations

Author contributions All authors have contributed to the publication, being variously involved in the design and the construction of the detectors, in writing software, calibrating subsystems, operating the detectors and acquiring data, and finally analysing the processed data. The CMS Collaboration members discussed and approved the scientific results. The manuscript was prepared by a subgroup of authors appointed by the collaboration and subject to an internal collaboration-wide review process. All authors reviewed and approved the final version of the manuscript.

Competing interests The authors declare no competing interests.

B Extended data

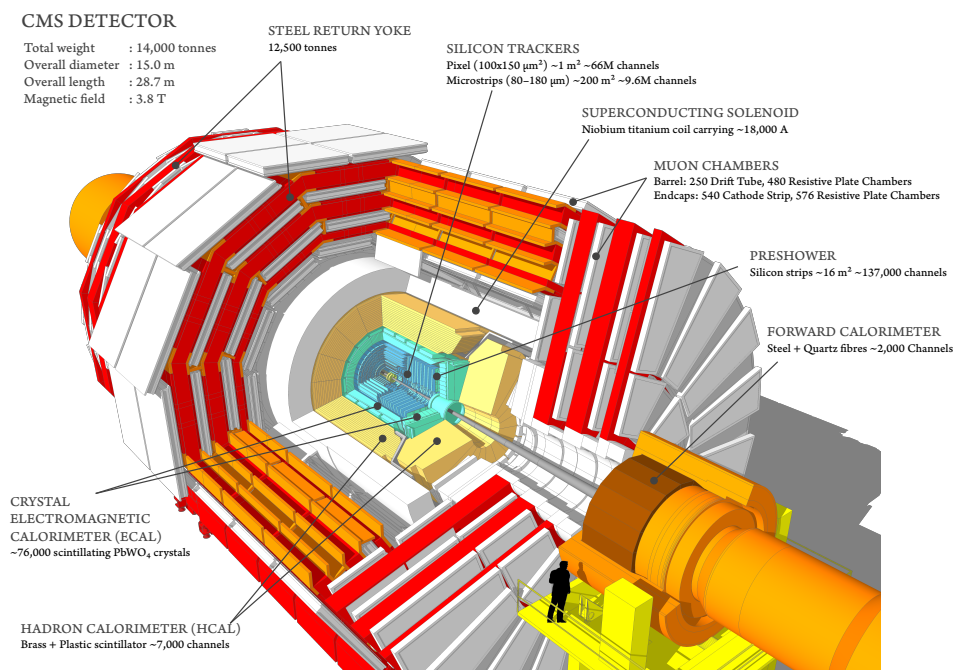


Figure B.1: The CMS detector at the CERN LHC.

Schematic longitudinal cut-away view of the CMS detector, showing the different layers around the LHC beam axis, with the collision point in the centre.

Table B.1: **The SM Higgs production cross sections and branching fractions.**

Theoretical cross sections for each production mode and branching fractions for the decay channels, at $\sqrt{s} = 13$ TeV and for $m_H = 125.38$ GeV [39].

Production mode	Cross section (pb)	Decay channel	Branching fraction (%)
ggH	48.31 ± 2.44	bb	57.63 ± 0.70
VBF	3.771 ± 0.807	WW	22.00 ± 0.33
WH	1.359 ± 0.028	gg	8.15 ± 0.42
ZH	0.877 ± 0.036	$\tau\tau$	6.21 ± 0.09
ttH	0.503 ± 0.035	cc	2.86 ± 0.09
bbH	0.482 ± 0.097	ZZ	2.71 ± 0.04
tH	0.092 ± 0.008	$\gamma\gamma$	0.227 ± 0.005
		$Z\gamma$	0.157 ± 0.009
		ss	0.025 ± 0.001
		$\mu\mu$	0.0216 ± 0.0004

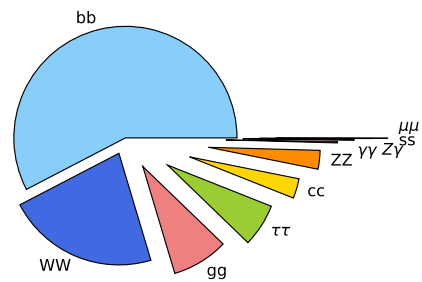
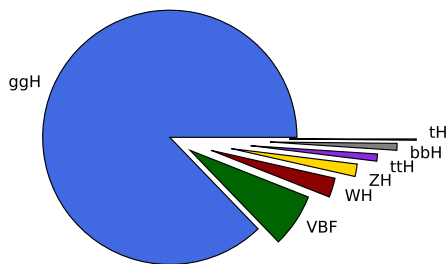


Table B.2: **Summary of the Higgs boson analyses included in this paper.**

The analysis and decay channels are indicated in the first two columns, with the third column containing the production mechanism and kinematic regions targeted by each analysis. All analyses, apart from ttH in the $H \rightarrow bb$ final state (2016 data only) and VH in the $H \rightarrow bb$ final state (2016–2017 data), use the full data set collected in Run 2. The various symbols are as follows: ℓ is e or μ , jet (j), di-jet mass (m_{jj}), number of jets (N_j), same-sign (SS) of electric charge, hadronic decay of the tau lepton (τ_h).

Analysis	Decay tags	Production tags
<hr/> Single Higgs boson production <hr/>		
$H \rightarrow \gamma\gamma$ [42]	$\gamma\gamma$	ggH, $p_T(H) \times N_j$ bins VBF/VH hadronic, $p_T(H_{jj})$ bins WH leptonic, $p_T(V)$ bins ZH leptonic ttH $p_T(H)$ bins, tH
$H \rightarrow ZZ \rightarrow 4\ell$ [43]	$4\mu, 2e2\mu, 4e$	ggH, $p_T(H) \times N_j$ bins VBF, m_{jj} bins VH hadronic VH leptonic, $p_T(V)$ bins ttH
$H \rightarrow WW \rightarrow \ell\nu\ell\nu$ [44]	$e\mu/ee/\mu\mu$ $\mu\mu+jj/ee+jj/e\mu+jj$ 3ℓ 4ℓ	ggH ≤ 2 -jets VBF VH hadronic WH leptonic ZH leptonic
$H \rightarrow Z\gamma$ [45]	$Z\gamma$	ggH VBF
$H \rightarrow \tau\tau$ [46]	$e\mu, e\tau_h, \mu\tau_h, \tau_h\tau_h$	ggH, $p_T(H) \times N_j$ bins VH hadronic VBF VH, high- $p_T(V)$
$H \rightarrow bb$ [47–51]	$W(\ell\nu)H(bb)$ $Z(\nu\nu)H(bb), Z(\ell\ell)H(bb)$ bb	WH leptonic ZH leptonic ttH, $\rightarrow 0, 1, 2\ell + \text{jets}$ ggH, high- $p_T(H)$ bins
$H \rightarrow \mu\mu$ [52]	$\mu\mu$	ggH VBF
ttH production with $H \rightarrow \text{leptons}$ [53]	$2\ell \text{ SS}, 3\ell, 4\ell,$ $1\ell + \tau_h, 2\ell \text{ SS} + 1\tau_h, 3\ell + 1\tau_h$	ttH
$H \rightarrow \text{Inv.}$ [71, 72]	p_T^{miss}	ggH VBF VH hadronic ZH leptonic
<hr/> Higgs boson pair production <hr/>		
$HH \rightarrow bbbb$ [57, 58]	$H(bb)H(bb)$	ggHH, VBFHH (resolved, boosted)
$HH \rightarrow bb\tau\tau$ [59]	$H(bb)H(\tau\tau)$	ggHH, VBFHH
$HH \rightarrow \text{leptons}$ [60]	$H(WW)H(WW), H(WW)H(\tau\tau), H(\tau\tau)H(\tau\tau)$	ggHH, VBFHH
$HH \rightarrow bb\gamma\gamma$ [61]	$H(bb)H(\gamma\gamma)$	ggHH, VBFHH
$HH \rightarrow bbZZ$ [62]	$H(bb)H(ZZ)$	ggHH

Table B.3: Summary of the event selections.

Some of the typical selection criteria used in the trigger (online selection) and in offline analysis for some of the final states and for leading (1) and subleading (2) particles. The p_T^{miss} is a measure of the imbalance in energy in the plane transverse to the colliding proton beams.

Analysis	Physics objects	Trigger selections threshold [GeV]	Kinematic requirements [GeV]
$H \rightarrow \gamma\gamma$	γ	$p_T^\gamma(1/2) > 30/18$	$p_T^\gamma > 35/25$
$H \rightarrow ZZ \rightarrow 4\ell$	μ, e	$p_T^\mu(1/2) > 23/8$ $p_T^e(1/2) > 17/8$	$p_T^\mu > 5$ $p_T^e > 7$
$H \rightarrow WW \rightarrow \ell\nu\ell\nu$	$\mu, e, p_T^{\text{miss}}$	$p_T^\mu(1/2) > 23/12$ $p_T^e(1/2) > 23/12$	$p_T^\mu(1/2) > 25/13$ $p_T^e(1/2) > 25/13$ $p_T^{\text{miss}} > 20$
$H \rightarrow Z\gamma$	μ, e, γ	$p_T^\mu(1/2) > 17/8$ $p_T^e(1/2) > 23/12$	$p_T^\mu(1/2) > 20/10$ $p_T^e(1/2) > 25/15$ $p_T^\gamma > 15$
$H \rightarrow \tau\tau$	μ, e, τ_h	$p_T^\mu > 20$ $p_T^e > 24$ $p_T^{\tau_h} > 35$	$p_T^\mu > 20$ $p_T^e > 25$ $p_T^{\tau_h} > 40$
$H \rightarrow b\bar{b}$	$\mu, e, p_T^{\text{miss}}, \text{jet}$	$p_T^\mu > 22$ $p_T^e > 32$ $p_T^{\text{miss}} > 120$ $E_j > 330$	$p_T^\mu > 25$ $p_T^e > 30$ $p_T^{\text{miss}} > 170$ $E_j > 450$
$H \rightarrow \mu\mu$	μ	$p_T^\mu > 24$	$p_T^\mu(1/2) > 26/20$

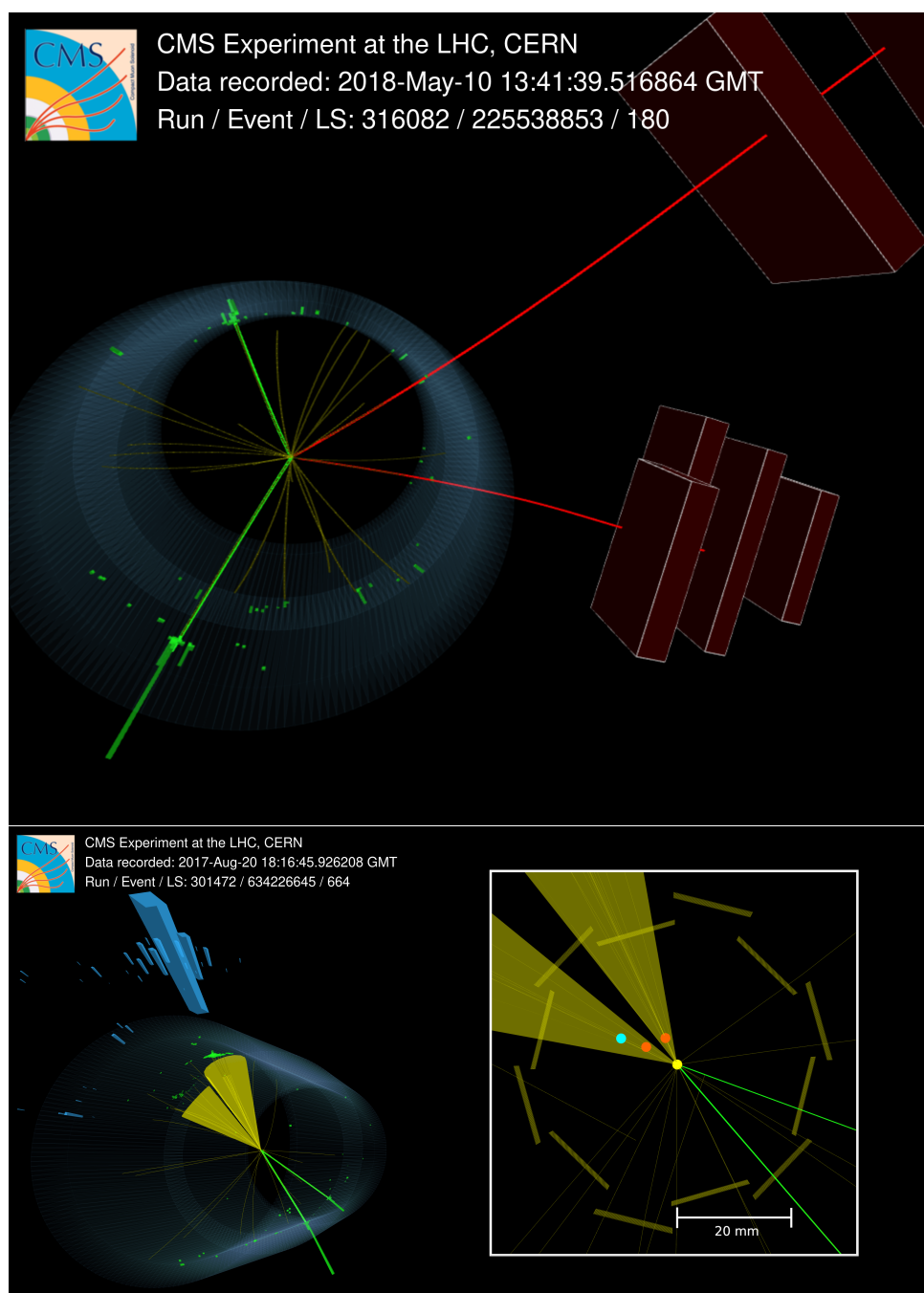


Figure B.2: **Higgs boson candidate events.**

(upper) An event display of a candidate $H \rightarrow ZZ \rightarrow ee\mu\mu$. (lower) An event display of an $H \rightarrow bb$ candidate produced in association with a Z boson decaying into an electron-positron pair, in pp collisions at $\sqrt{s} = 13$ TeV recorded by CMS. The charged-particle tracks, as reconstructed in the inner tracker, are shown in yellow; the electrons are shown in green, the energy deposited by the electrons in the ECAL is shown as large green towers, the size of which is proportional of the amount of energy deposited; the blue towers are indicative of the energy deposits in the HCAL, while the red boxes are the muon chambers crossed by the muons (red tracks); the yellow cones represent the reconstructed jets. (lower, inset) The zoom into the collision region shows the displaced secondary vertices (in red) of the two b quarks decaying away from the primary vertex (in yellow). One of the bottom hadrons decays into a charm hadron that moves away from the secondary vertex before decaying ($b \rightarrow c \rightarrow X$; vertex in cyan).

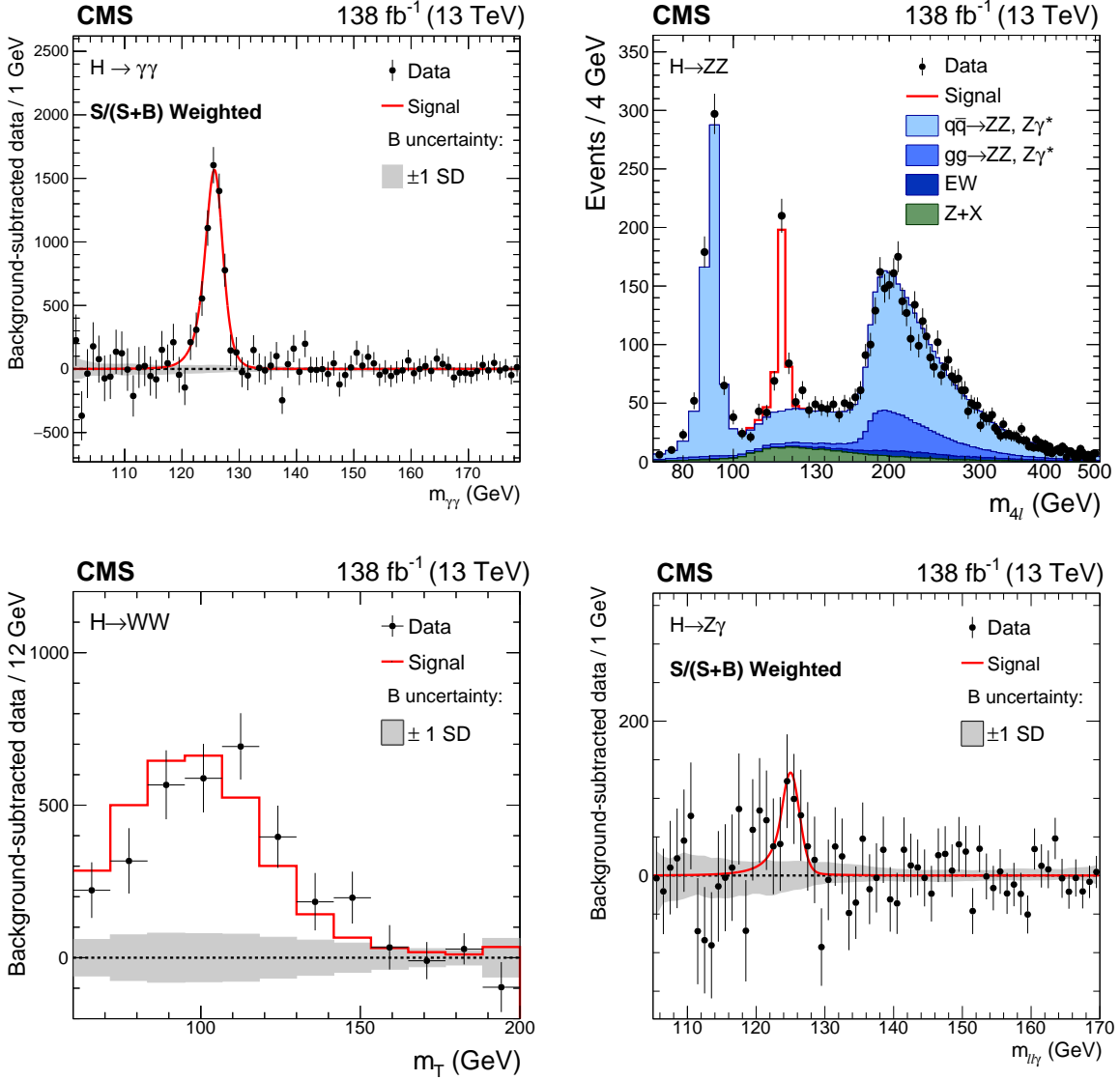


Figure B.3: **Higgs boson mass peak in diboson decay channels.**

(upper left) The background-subtracted diphoton invariant mass distribution targeting the study of the decay channel $H \rightarrow \gamma\gamma$. (upper right) The invariant mass distribution of four charged leptons targeting the study of the decay channel $H \rightarrow ZZ \rightarrow 4l$. (lower left) The background-subtracted transverse mass m_T distribution targeting the study of the decay channel $H \rightarrow WW$. (lower right) The background-subtracted $ll\gamma$ invariant mass distribution targeting the study of the decay channel $H \rightarrow Z\gamma$. The SM prediction for the signal (red line) is scaled by the value of μ , as estimated in the dedicated analysis for that channel, and computed for $m_H = 125.38$ GeV. The grey band around zero shows the 1 s.d. uncertainty in the background subtraction.

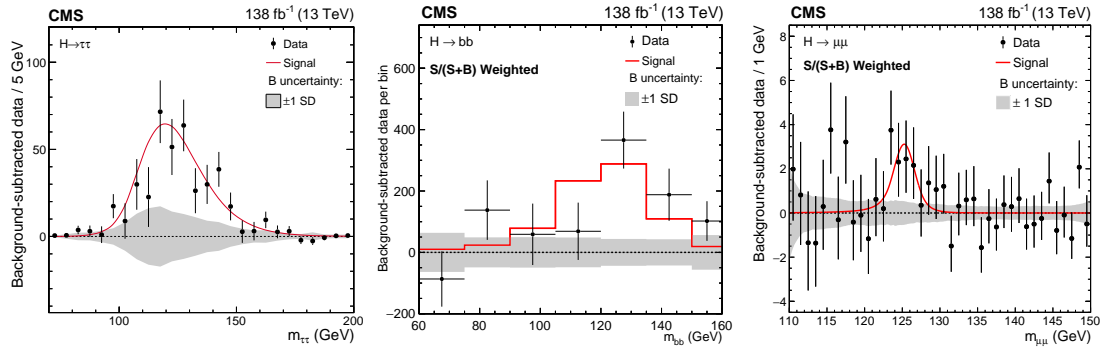


Figure B.4: Higgs boson mass peak in difermion decay channels.

The background-subtracted diparticle invariant mass distribution targeting the study of the decay channel (left) $H \rightarrow \tau\tau$, (center) $H \rightarrow bb$, (right) $H \rightarrow \mu\mu$. The SM prediction for the signal (red line) is scaled by the value of μ , as estimated in the dedicated analysis for that channel, and computed for $m_H = 125.38$ GeV. The grey band around zero shows the 1 s.d. uncertainty in the background subtraction.

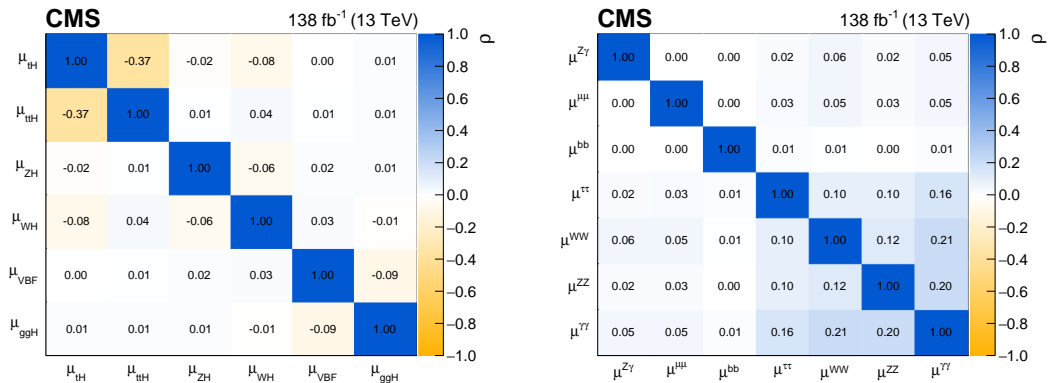


Figure B.5: Correlations between the measurements of different couplings.

Covariance matrices for the fits of the signal strength parameters per production mode μ_i (left) and per decay mode μ^f (right). The values of the correlation coefficients, ρ , are indicated both in text and in the color scale.

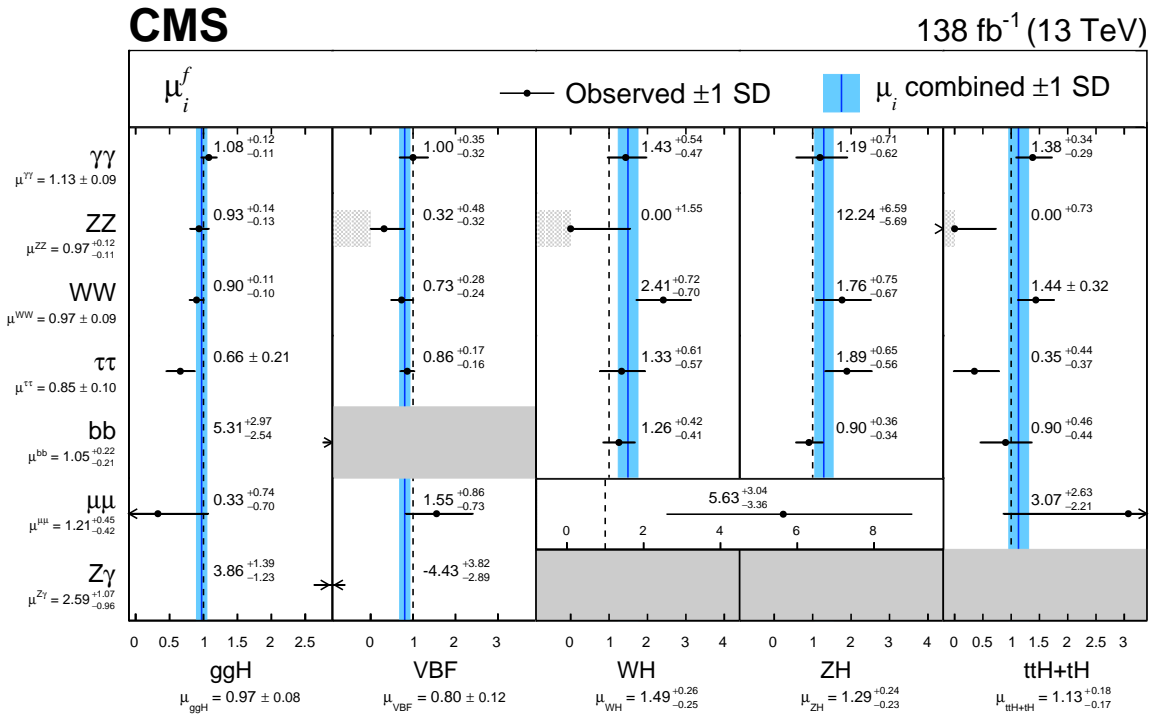


Figure B.6: The agreement with the SM predictions in Higgs boson production and decay.

Signal strength parameters per individual production mode and decay channel μ_i^f , and combined per production mode μ_i and decay channel μ^f . In this fit, ttH and tH are considered together and the μ_i results are slightly different from those of Fig. 2 (left). The dashed vertical lines at 1 represent the SM value. Light grey shading indicates that μ is contained to be positive. Dark grey shading indicates the absence of measurement. The p -value with respect to the SM prediction is 5.8%.

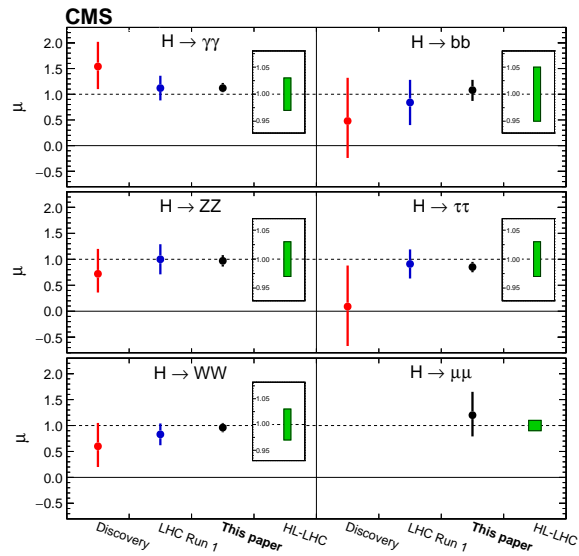


Figure B.7: **Time evolution of the signal strength measurements and their precision.**

Comparison of the signal strength parameter μ fit results in different data sets; in each panel, from left to right: at the time of the Higgs boson discovery, using the full data from LHC Run 1, in the data set analyzed for this paper, and the expected 1 s.d. uncertainty for HL-LHC for $\mathcal{L} = 3000 \text{ fb}^{-1}$. The $H \rightarrow \mu\mu$ measurements were not available for the earlier data sets due to the lack of sensitivity.

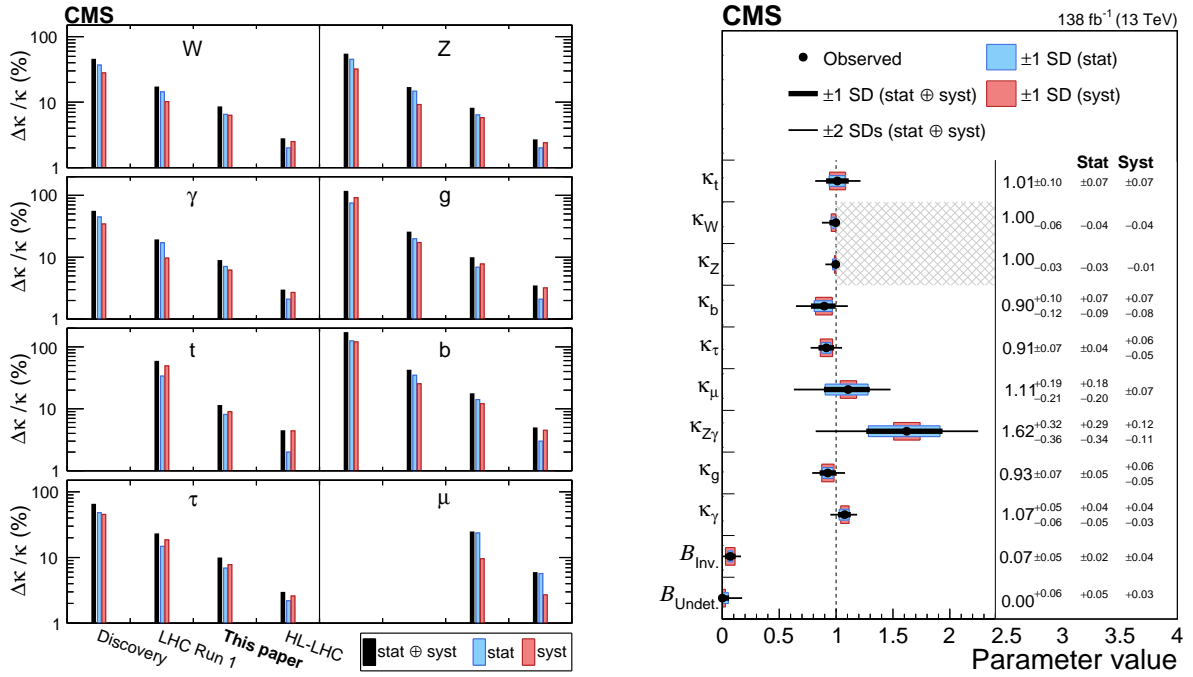


Figure B.8: Time evolution of the coupling measurements and their precision.

(left) Comparison of the expected 1 s.d. uncertainties in the κ -framework fit including coupling modifiers for both tree-level and loop-induced Higgs boson interactions, in different data sets: at the time of the Higgs boson discovery, using the full data from LHC Run 1, in the data set used in this paper, and the expected 1 s.d. uncertainty for HL-LHC for $\mathcal{L} = 3000 \text{ fb}^{-1}$. (right) Results of a fit to the coupling modifiers κ allowing both invisible and the undetected decay modes, with the SM value used as an upper bound on both κ_W and κ_Z . The thick (thin) black lines indicate the 1 (2) s.d. confidence intervals, with the systematic and statistical components of the 1 s.d. interval indicated by the red and blue bands, respectively. The p -value with respect to the SM prediction is 33%.

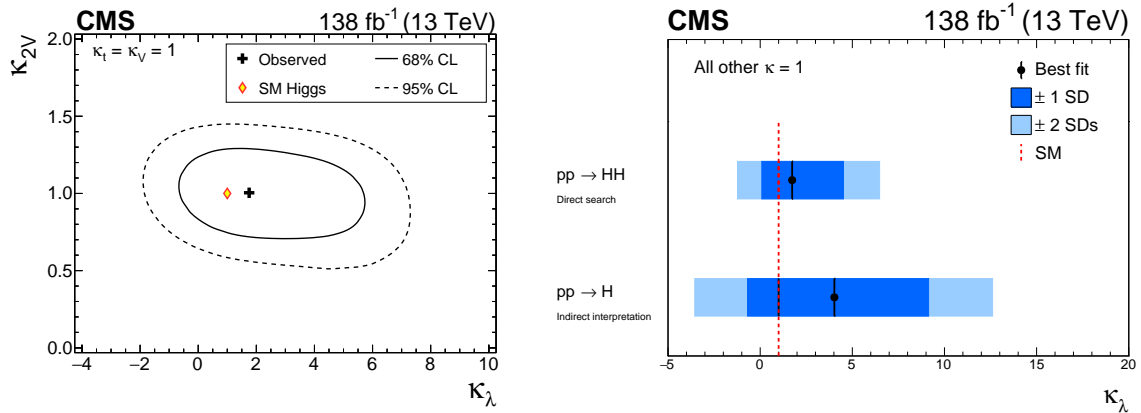


Figure B.9: Constraints on Higgs boson self-interaction and quartic coupling.



















(left) Constraints on κ_λ and κ_{2V} from the production of Higgs boson pairs. (right) Constraint on the Higgs boson self-coupling modifier κ_λ from single and pair production of Higgs boson(s).

C The CMS Collaboration



Yerevan Physics Institute, Yerevan, Armenia

A. Tumasyan













Institut für Hochenergiephysik, Vienna, Austria

W. Adam , J.W. Andrejkovic, T. Bergauer , S. Chatterjee , K. Damanakis , M. Dragicevic , A. Escalante Del Valle , P.S. Hussain , M. Jeitler¹ , N. Krammer , L. Lechner , D. Liko , I. Mikulec , P. Paulitsch, F.M. Pitters, J. Schieck¹ , R. Schöfbeck , D. Schwarz , S. Templ , W. Waltenberger , C.-E. Wulz¹ 














Universiteit Antwerpen, Antwerpen, Belgium

M.R. Darwish² , T. Janssen , T. Kello³, H. Rejeb Sfar, P. Van Mechelen 










Vrije Universiteit Brussel, Brussel, Belgium

E.S. Bols , J. D'Hondt , A. De Moor , M. Delcourt , H. El Faham , S. Lowette , S. Moortgat , A. Morton , D. Müller , A.R. Sahasransu , S. Tavernier , W. Van Doninck, D. Vannerom 
















Université Libre de Bruxelles, Bruxelles, Belgium

B. Clerbaux , G. De Lentdecker , L. Favart , J. Jaramillo , K. Lee , M. Mahdavi-khorami , I. Makarenko , A. Malara , S. Paredes , L. Pétré, N. Postiau, E. Starling , L. Thomas , M. Vanden Bemden, C. Vander Velde , P. Vanlaer 

Ghent University, Ghent, Belgium

D. Dobur , J. Knolle , L. Lambrecht , G. Mestdach, M. Niedziela , C. Rendón, C. Roskas , A. Samalan, K. Skovpen , M. Tytgat , N. Van Den Bossche , B. Vermassen, L. Wezenbeek 





















Université Catholique de Louvain, Louvain-la-Neuve, Belgium

A. Benecke , G. Bruno , F. Bury , C. Caputo , P. David , C. Delaere , I.S. Donertas , A. Giammanco , K. Jaffel , Sa. Jain , V. Lemaitre, K. Mondal , J. Prisciandaro, A. Taliencio , T.T. Tran , P. Vischia , S. Wertz 

Centro Brasileiro de Pesquisas Físicas, Rio de Janeiro, Brazil

G.A. Alves , E. Coelho , C. Hensel , A. Moraes , P. Rebello Teles 

Universidade do Estado do Rio de Janeiro, Rio de Janeiro, Brazil

W.L. Aldá Júnior , M. Alves Gallo Pereira , M. Barroso Ferreira Filho , H. Brandao Malbouisson , W. Carvalho , J. Chinellato⁴, E.M. Da Costa , G.G. Da Silveira⁵ , D. De Jesus Damiao , V. Dos Santos Sousa , S. Fonseca De Souza , J. Martins⁶ , C. Mora Herrera , K. Mota Amarilo , L. Mundim , H. Nogima , A. Santoro, S.M. Silva Do Amaral , A. Sznajder , M. Thiel , F. Torres Da Silva De Araujo⁷ , A. Vilela Pereira 

Universidade Estadual Paulista, Universidade Federal do ABC, São Paulo, Brazil

C.A. Bernardes⁵ , L. Calligaris , E.M. Gregores , P.G. Mercadante , S.F. Novaes , Sandra S. Padula , T.R. Fernandez Perez Tomei 




Institute for Nuclear Research and Nuclear Energy, Bulgarian Academy of Sciences, Sofia, Bulgaria

A. Aleksandrov, G. Antchev , R. Hadjiiska , P. Iaydjiev , M. Misheva , M. Rodozov, M. Shopova , G. Sultanov 

University of Sofia, Sofia, Bulgaria

A. Dimitrov , T. Ivanov , L. Litov , B. Pavlov , P. Petkov , A. Petrov, E. Shumka 







Beihang University, Beijing, China

T. Cheng , T. Javaid⁸, M. Mittal , L. Yuan 











Department of Physics, Tsinghua University, Beijing, China

M. Ahmad , G. Bauer⁹, Z. Hu , S. Lezki , K. Yi^{9,10}

Institute of High Energy Physics, Beijing, China

G.M. Chen⁸ , H.S. Chen⁸ , M. Chen⁸ , F. Iemmi , C.H. Jiang, A. Kapoor , H. Liao , Z.-A. Liu¹¹ , V. Milosevic , F. Monti , R. Sharma , J. Tao , J. Thomas-Wilsker , J. Wang , H. Zhang , J. Zhao 

State Key Laboratory of Nuclear Physics and Technology, Peking University, Beijing, China

A. Agapitos , Y. An , Y. Ban , C. Chen, A. Levin , C. Li , Q. Li , X. Lyu, Y. Mao, S.J. Qian , X. Sun , D. Wang , J. Xiao , H. Yang

Sun Yat-Sen University, Guangzhou, China

J. Li, M. Lu , Z. You 





Institute of Modern Physics and Key Laboratory of Nuclear Physics and Ion-beam Application (MOE) - Fudan University, Shanghai, China

X. Gao³ , D. Leggat, H. Okawa , Y. Zhang 

Zhejiang University, Hangzhou, Zhejiang, China

Z. Lin , C. Lu , M. Xiao 

Universidad de Los Andes, Bogota, Colombia

C. Avila , D.A. Barbosa Trujillo, A. Cabrera , C. Florez , J. Fraga 

Universidad de Antioquia, Medellin, Colombia

J. Mejia Guisao , F. Ramirez , M. Rodriguez , J.D. Ruiz Alvarez 

University of Split, Faculty of Electrical Engineering, Mechanical Engineering and Naval Architecture, Split, Croatia

D. Giljanovic , N. Godinovic , D. Lelas , I. Puljak 










University of Split, Faculty of Science, Split, Croatia

Z. Antunovic, M. Kovac , T. Sculac 




Institute Rudjer Boskovic, Zagreb, Croatia

V. Brigljevic , B.K. Chitroda , D. Ferencek , D. Majumder , M. Roguljic , A. Starodumov¹² , T. Susa 

University of Cyprus, Nicosia, Cyprus

A. Attikis , K. Christoforou , G. Kole , M. Kolosova , S. Konstantinou , J. Mousa , C. Nicolaou, F. Ptochos , P.A. Razis , H. Rykaczewski, H. Saka 

Charles University, Prague, Czech Republic

M. Finger Jr.¹² , M. Finger¹² , A. Kveton 


































































































Escuela Politecnica Nacional, Quito, Ecuador












E. Ayala 

Universidad San Francisco de Quito, Quito, Ecuador

E. Carrera Jarrin 

Academy of Scientific Research and Technology of the Arab Republic of Egypt, Egypt

tian Network of High Energy Physics, Cairo, EgyptA.A. Abdelalim^{13,14} , E. Salama^{15,16} **Center for High Energy Physics (CHEP-FU), Fayoum University, El-Fayoum, Egypt**M.A. Mahmoud , Y. Mohammed **National Institute of Chemical Physics and Biophysics, Tallinn, Estonia**S. Bhowmik , R.K. Dewanjee , K. Ehataht , M. Kadastik , S. Nandan , C. Nielsen , J. Pata , M. Raidal , L. Tani , C. Veelken **Department of Physics, University of Helsinki, Helsinki, Finland**P. Eerola , H. Kirschenmann , K. Osterberg , M. Voutilainen **Helsinki Institute of Physics, Helsinki, Finland**S. Bharthuar , E. Brücken , F. Garcia , J. Havukainen , M.S. Kim , R. Kinnunen, T. Lampén , K. Lassila-Perini , S. Lehti , T. Lindén , M. Lotti, L. Martikainen , M. Myllymäki , J. Ott , M.m. Rantanen , H. Siikonen , E. Tuominen , J. Tuominiemi **Lappeenranta-Lahti University of Technology, Lappeenranta, Finland**P. Luukka , H. Petrow , T. Tuuva**IRFU, CEA, Université Paris-Saclay, Gif-sur-Yvette, France**C. Amendola , M. Besancon , F. Couderc , M. Dejardin , D. Denegri, J.L. Faure, F. Ferri , S. Ganjour , P. Gras , G. Hamel de Monchenault , P. Jarry , V. Lohezic , J. Malcles , J. Rander, A. Rosowsky , M.Ö. Sahin , A. Savoy-Navarro¹⁷ , P. Simkina , M. Titov **Laboratoire Leprince-Ringuet, CNRS/IN2P3, Ecole Polytechnique, Institut Polytechnique de Paris, Palaiseau, France**C. Baldenegro Barrera , F. Beaudette , A. Buchot Perraguin , P. Busson , A. Cappati , C. Charlot , O. Davignon , B. Diab , G. Falmagne , B.A. Fontana Santos Alves , S. Ghosh , R. Granier de Cassagnac , A. Hakimi , B. Harikrishnan , J. Motta , M. Nguyen , C. Ochando , L. Portales , J. Rembser , R. Salerno , U. Sarkar , J.B. Sauvan , Y. Sirois , A. Tarabini , E. Vernazza , A. Zabi , A. Zghiche **Université de Strasbourg, CNRS, IPHC UMR 7178, Strasbourg, France**J.-L. Agram¹⁸ , J. Andrea, D. Apparù, D. Bloch , G. Bourgatte, J.-M. Brom , E.C. Chabert , C. Collard , D. Darej, U. Goerlach , C. Grimault, A.-C. Le Bihan , P. Van Hove **Institut de Physique des 2 Infinis de Lyon (IP2I), Villeurbanne, France**S. Beauceron , C. Bernet , G. Boudoul, C. Camen, A. Carle, N. Chanon , J. Choi , D. Contardo , P. Depasse , C. Dozen¹⁹ , H. El Mamouni, J. Fay , S. Gascon , M. Gouzevitch , G. Grenier , B. Ille , I.B. Laktineh, M. Lethuillier , L. Mirabito, S. Perries, K. Shchablo, V. Sordini , L. Torterotot , M. Vander Donckt , P. Verdier , S. Viret**Georgian Technical University, Tbilisi, Georgia**I. Lomidze , T. Toriashvili²⁰ , Z. Tsamalaidze¹² **RWTH Aachen University, I. Physikalisches Institut, Aachen, Germany**V. Botta , L. Feld , K. Klein , M. Lipinski , D. Meuser , A. Pauls , N. Röwert , M. Teroerde **RWTH Aachen University, III. Physikalisches Institut A, Aachen, Germany**S. Diekmann , A. Dodonova , N. Eich , D. Eliseev , M. Erdmann , P. Fackeldey , B. Fischer , T. Hebbeker , K. Hoepfner , F. Ivone , M.y. Lee , L. Mastrolorenzo,

M. Merschmeyer , A. Meyer , S. Mondal , S. Mukherjee , D. Noll , A. Novak , F. Nowotny, A. Pozdnyakov , Y. Rath, W. Redjeb, H. Reithler , A. Schmidt , S.C. Schuler, A. Sharma , L. Vigilante, S. Wiedenbeck , S. Zaleski


































RWTH Aachen University, III. Physikalisches Institut B, Aachen, Germany

C. Dziwok, G. Flügge , W. Haj Ahmad²¹ , O. Hlushchenko, T. Kress , A. Nowack , O. Pooth , A. Stahl²² , T. Ziemons , A. Zotz 





























Deutsches Elektronen-Synchrotron, Hamburg, Germany

H. Aarup Petersen, M. Aldaya Martin , P. Asmuss, S. Baxter, M. Bayatmakou , O. Behnke, A. Bermúdez Martínez , S. Bhattacharya , A.A. Bin Anuar , F. Blekman²³ , K. Borrás²⁴ , D. Brunner , A. Campbell , A. Cardini , C. Cheng, F. Colombina, S. Consuegra Rodríguez , G. Correia Silva , M. De Silva , L. Didukh , G. Eckerlin, D. Eckstein, L.I. Estevez Banos , O. Filatov , E. Gallo²³ , A. Geiser , A. Giraldi , G. Greau, A. Grohsjean , V. Guglielmi , M. Guthoff , A. Jafari²⁵ , N.Z. Jomhari , B. Kaech , M. Kasemann , H. Kaveh , C. Kleinwort , R. Kogler , M. Komm , D. Krücker , W. Lange, D. Leyva Pernia, K. Lipka , W. Lohmann²⁶ , R. Mankel , I.-A. Melzer-Pellmann , M. Mendizabal Morentin , J. Metwally, A.B. Meyer , G. Milella , A. Kasem²⁴ , M. Mormile , A. Mussgiller , A. Nürnberg , Y. Otariid, D. Pérez Adán , A. Raspereza, B. Ribeiro Lopes , J. Rübenach, A. Saggio , A. Saibel , M. Savitskiy , M. Scham^{27,24} , V. Scheurer, S. Schnake²⁴, P. Schütze , C. Schwanenberger²³ , M. Shchedrolosiev, R.E. Sosa Ricardo , D. Stafford, N. Tonon[†] , M. Van De Klundert , F. Vazzoler , A. Ventura Barroso , R. Walsh , D. Walter , Q. Wang , Y. Wen , K. Wichmann, L. Wiens²⁴ , C. Wissing , S. Wuchterl , Y. Yang, A. Zimmermann Castro Santos

University of Hamburg, Hamburg, Germany

R. Aggleton, A. Albrecht , S. Albrecht , M. Antonello , S. Bein , L. Benato , M. Bonanomi , P. Connor , K. De Leo , M. Eich, K. El Morabit , F. Feindt, A. Fröhlich, C. Garbers , E. Garutti , M. Hajheidari, J. Haller , A. Hinzmann , H.R. Jabusch , G. Kasioczka , R. Klanner , W. Korcari, T. Kramer , V. Kutzner, J. Lange , T. Lange , A. Lobanov , C. Matthies , A. Mehta , L. Moureaux , M. Mrowietz, A. Nigamova , Y. Nissan, A. Paasch , K.J. Pena Rodriguez , M. Rieger , O. Rieger, P. Schleper , M. Schröder , J. Schwandt , H. Stadie , G. Steinbrück , A. Tews, M. Wolf 









Karlsruher Institut fuer Technologie, Karlsruhe, Germany

J. Bechtel , S. Brommer , M. Burkart, E. Butz , R. Caspart , T. Chwalek , A. Dierlamm , A. Droll, N. Faltermann , M. Giffels , J.O. Gosewisch, A. Gottmann , F. Hartmann²² , C. Heidecker, M. Horzela , U. Husemann , P. Keicher, M. Klute , R. Koppenhöfer , S. Maier , S. Mitra , Th. Müller , M. Neukum, G. Quast , K. Rabbertz , J. Rauser, D. Savoii , M. Schnepf, D. Seith, I. Shvetsov, H.J. Simonis, N. Trevisani , R. Ulrich , J. van der Linden , R.F. Von Cube , M. Wassmer , M. Weber , S. Wieland , R. Wolf , S. Wozniowski, S. Wunsch




Institute of Nuclear and Particle Physics (INPP), NCSR Demokritos, Aghia Paraskevi, Greece

G. Anagnostou, P. Assiouras , G. Daskalakis , A. Kyriakis, A. Stakia 

National and Kapodistrian University of Athens, Athens, Greece

M. Diamantopoulou, D. Karasavvas, P. Kontaxakis , A. Manousakis-Katsikakis , A. Panagiotou, I. Papavergou , N. Saoulidou , K. Theofilatos , E. Tziaferi , K. Vellidis , E. Vourliotis 

National Technical University of Athens, Athens, Greece

G. Bakas , T. Chatzistavrou, K. Kousouris , I. Papakrivopoulos , G. Tsipolitis, A. Zacharopoulou






University of Ioánnina, Ioánnina, Greece

K. Adamidis, I. Bestintzanos, I. Evangelou , C. Foudas, P. Gianneios , C. Kamtsikis, P. Katsoulis, P. Kokkas , P.G. Kosmoglou Kioseoglou , N. Manthos , I. Papadopoulos , J. Strologas 

MTA-ELTE Lendület CMS Particle and Nuclear Physics Group, Eötvös Loránd University, Budapest, Hungary

M. Csanád , K. Farkas , M.M.A. Gadallah²⁸ , S. Lökös²⁹ , P. Major , K. Mandal , G. Pásztor , A.J. Rádl³⁰ , O. Surányi , G.I. Veres 

Wigner Research Centre for Physics, Budapest, Hungary

M. Bartók³¹ , G. Bencze, C. Hajdu , D. Horvath^{32,33} , F. Sikler , V. Veszpremi 




Institute of Nuclear Research ATOMKI, Debrecen, Hungary

N. Beni , S. Czellar, D. Fasanella , J. Karacsi³¹ , J. Molnar, Z. Szillasi, D. Teyssier 


















Institute of Physics, University of Debrecen, Debrecen, Hungary

B. Ujvari³⁴ , G. Zilizi 








Karoly Robert Campus, MATE Institute of Technology, Gyongyos, Hungary

T. Csorgo³⁰ , F. Nemes³⁰ , T. Novak 

Panjab University, Chandigarh, India

J. Babbar , S. Bansal , S.B. Beri, V. Bhatnagar , G. Chaudhary , S. Chauhan , N. Dhingra³⁵ , R. Gupta, A. Kaur , A. K. Viridi , A. Kaur , H. Kaur , M. Kaur , S. Kumar , P. Kumari , M. Meena , K. Sandeep , T. Sheokand, J.B. Singh³⁶ , A. Singla 













University of Delhi, Delhi, India

A. Ahmed , A. Bhardwaj , B.C. Choudhary , M. Gola, S. Keshri , A. Kumar , M. Naimuddin , P. Priyanka , K. Ranjan , S. Saumya , A. Shah 


Saha Institute of Nuclear Physics, HBNI, Kolkata, India

S. Baradia, S. Barman³⁷ , S. Bhattacharya , D. Bhowmik, S. Dutta , S. Dutta, B. Gomber³⁸ , M. Maity³⁷ , P. Palit , P.K. Rout , G. Saha , B. Sahu , S. Sarkar

Indian Institute of Technology Madras, Madras, India

P.K. Behera , S.C. Behera , P. Kalbhor , J.R. Komaragiri³⁹ , D. Kumar³⁹ , A. Muhammad, L. Panwar³⁹ , R. Pradhan , P.R. Pujahari , A. Sharma , A.K. Sikdar , P.C. Tiwari³⁹ , S. Verma 

Bhabha Atomic Research Centre, Mumbai, India

K. Naskar⁴⁰ 





Tata Institute of Fundamental Research-A, Mumbai, India

T. Aziz, I. Das , S. Dugad, M. Kumar , G.B. Mohanty , P. Suryadevara

Tata Institute of Fundamental Research-B, Mumbai, India

S. Banerjee , R. Chudasama , M. Guchait, S. Karmakar , S. Kumar , G. Majumder , K. Mazumdar , S. Mukherjee , A. Thachayath 

National Institute of Science Education and Research, An OCC of Homi Bhabha National Institute, Bhubaneswar, Odisha, India

S. Bahinipati⁴¹ , A.K. Das, C. Kar , P. Mal , T. Mishra , V.K. Muraleedha-

ran Nair Bindhu⁴², A. Nayak⁴², P. Saha, N. Sur, S.K. Swain, D. Vats⁴²

Indian Institute of Science Education and Research (IISER), Pune, India

A. Alpana, S. Dube, B. Kansal, A. Laha, S. Pandey, A. Rastogi, S. Sharma

Isfahan University of Technology, Isfahan, Iran

H. Bakhshiansohi, E. Khazaie, M. Zeinali

Institute for Research in Fundamental Sciences (IPM), Tehran, Iran

S. Chenarani, S.M. Etesami, M. Khakzad, M. Mohammadi Najafabadi

University College Dublin, Dublin, Ireland

M. Felcini, M. Grunewald

INFN Sezione di Bari ^a, Università di Bari ^b, Politecnico di Bari ^c, Bari, Italy

M. Abbrescia, R. Aly, C. Aruta, A. Colaleo, D. Creanza, N. De Filippis, M. De Palma, A. Di Florio, W. Elmetenawee, F. Errico, L. Fiore, G. Iaselli, M. Ince, G. Maggi, M. Maggi, I. Margjeka, V. Mastrapasqua, S. My, S. Nuzzo, A. Pellicchia, A. Pompili, G. Pugliese, R. Radogna, D. Ramos, A. Ranieri, G. Selvaggi, L. Silvestris, F.M. Simone, Ü. Sözbilir, A. Stamerra, R. Venditti, P. Verwilligen, A. Zaza

INFN Sezione di Bologna ^a, Università di Bologna ^b, Bologna, Italy

G. Abbiendi, C. Battilana, D. Bonacorsi, L. Borgonovi, L. Brigliadori, R. Campanini, P. Capiluppi, A. Castro, F.R. Cavallo, M. Cuffiani, G.M. Dallavalle, T. Diotallevi, F. Fabbri, A. Fanfani, P. Giacomelli, L. Giommi, C. Grandi, L. Guiducci, S. Lo Meo, L. Lunerti, S. Marcellini, G. Masetti, F.L. Navarria, A. Perrotta, F. Primavera, A.M. Rossi, T. Rovelli, G.P. Siroli

INFN Sezione di Catania ^a, Università di Catania ^b, Catania, Italy

S. Costa, A. Di Mattia, R. Potenza, A. Tricomi, C. Tuve

INFN Sezione di Firenze ^a, Università di Firenze ^b, Firenze, Italy

G. Barbagli, B. Camaiani, A. Cassese, R. Ceccarelli, V. Ciulli, C. Civinini, R. D'Alessandro, E. Focardi, G. Latino, P. Lenzi, M. Lizzo, M. Meschini, S. Paoletti, R. Seidita, G. Sguazzoni, L. Viliani

INFN Laboratori Nazionali di Frascati, Frascati, Italy

L. Benussi, S. Bianco, S. Meola, D. Piccolo

INFN Sezione di Genova ^a, Università di Genova ^b, Genova, Italy

M. Bozzo, F. Ferro, R. Mulargia, E. Robutti, S. Tosi

INFN Sezione di Milano-Bicocca ^a, Università di Milano-Bicocca ^b, Milano, Italy















A. Benaglia, G. Boldrini, F. Brivio, F. Cetorelli, F. De Guio, M.E. Dinardo, P. Dini, S. Gennai, A. Ghezzi, P. Govoni, L. Guzzi, M.T. Lucchini, M. Malberti, S. Malvezzi, A. Massironi, D. Menasce, L. Moroni, M. Paganoni, D. Pedrini, B.S. Pinolini, S. Ragazzi, N. Redaelli, T. Tabarelli de Fatis, D. Zuolo

INFN Sezione di Napoli ^a, Università di Napoli 'Federico II' ^b, Napoli, Italy; Università della Basilicata ^c, Potenza, Italy; Università G. Marconi ^d, Roma, Italy











S. Buontempo, F. Carnevali, N. Cavallo, A. De Iorio, F. Fabozzi

A.O.M. Iorio^{a,b} , L. Lista^{a,b,49} , P. Paolucci^{a,22} , B. Rossi^a , C. Sciacca^{a,b} 















INFN Sezione di Padova^a, Università di Padova^b, Padova, Italy; Università di Trento^c, Trento, Italy

P. Azzi^a , N. Bacchetta^{a,50} , D. Bisello^{a,b} , P. Bortignon^a , A. Bragagnolo^{a,b} , R. Carlin^{a,b} , P. Checchia^a , T. Dorigo^a , F. Gasparini^{a,b} , U. Gasparini^{a,b} , G. Grosso^a, L. Layer^{a,51}, E. Lusiani^a , M. Margoni^{a,b} , A.T. Meneguzzo^{a,b} , J. Pazzini^{a,b} , P. Ronchese^{a,b} , R. Rossin^{a,b} , F. Simonetto^{a,b} , G. Strong^a , M. Tosi^{a,b} , H. Yarar^{a,b}, M. Zanetti^{a,b} , P. Zotto^{a,b} , A. Zucchetta^{a,b} , G. Zumerle^{a,b}















INFN Sezione di Pavia^a, Università di Pavia^b, Pavia, Italy

C. Aimè^{a,b} , A. Braghieri^a , S. Calzaferri^{a,b} , D. Fiorina^{a,b} , P. Montagna^{a,b} , V. Re^a , C. Riccardi^{a,b} , P. Salvini^a , I. Vai^a , P. Vitulo^{a,b} 















INFN Sezione di Perugia^a, Università di Perugia^b, Perugia, Italy

P. Asenov^{a,52} , G.M. Bilei^a , D. Ciangottini^{a,b} , L. Fanò^{a,b} , M. Magherini^{a,b} , G. Mantovani^{a,b}, V. Mariani^{a,b} , M. Menichelli^a , F. Moscatelli^{a,52} , A. Piccinelli^{a,b} , M. Presilla^{a,b} , A. Rossi^{a,b} , A. Santocchia^{a,b} , D. Spiga^a , T. Tedeschi^{a,b} 















INFN Sezione di Pisa^a, Università di Pisa^b, Scuola Normale Superiore di Pisa^c, Pisa, Italy; Università di Siena^d, Siena, Italy

P. Azzurri^a , G. Bagliesi^a , V. Bertacchi^{a,c} , R. Bhattacharya^a , L. Bianchini^{a,b} , T. Boccali^a , E. Bossini^{a,b} , D. Bruschini^{a,c} , R. Castaldi^a , M.A. Ciocci^{a,b} , V. D'Amante^{a,d} , R. Dell'Orso^a , M.R. Di Domenico^{a,d} , S. Donato^a , A. Giassi^a , E. Ligabue^{a,c} , E. Manca^{a,c} , G. Mandorli^{a,c} , D. Matos Figueiredo^a , A. Messineo^{a,b} , M. Musich^{a,b} , F. Palla^a , S. Parolia^{a,b} , G. Ramirez-Sanchez^{a,c} , A. Rizzi^{a,b} , G. Rolandi^{a,c} , S. Roy Chowdhury^{a,c} , A. Scribano^a , N. Shafiei^{a,b} , P. Spagnolo^a , R. Tenchini^a , G. Tonelli^{a,b} , N. Turini^{a,d} , A. Venturi^a , P.G. Verdini^a








INFN Sezione di Roma^a, Sapienza Università di Roma^b, Roma, Italy

P. Barria^a , M. Campana^{a,b} , F. Cavallari^a , D. Del Re^{a,b} , E. Di Marco^a , M. Diemoz^a , E. Longo^{a,b} , P. Meridiani^a , G. Organtini^{a,b} , F. Pandolfi^a , R. Paramatti^{a,b} , C. Quaranta^{a,b} , S. Rahatlou^{a,b} , C. Rovelli^a , F. Santanastasio^{a,b} , L. Soffi^a , R. Tramontano^{a,b}













INFN Sezione di Torino^a, Università di Torino^b, Torino, Italy; Università del Piemonte Orientale^c, Novara, Italy

N. Amapane^{a,b} , R. Arcidiacono^{a,c} , S. Argiro^{a,b} , M. Arneodo^{a,c} , N. Bartosik^a , R. Bellan^{a,b} , A. Bellora^{a,b} , J. Berenguer Antequera^{a,b} , C. Biino^a , N. Cartiglia^a , M. Costa^{a,b} , R. Covarelli^{a,b} , N. Demaria^a , M. Grippo^{a,b} , B. Kiani^{a,b} , F. Legger^a , C. Mariotti^a , S. Maselli^a , A. Mecca^{a,b} , E. Migliore^{a,b} , E. Monteil^{a,b} , M. Monteno^a , M.M. Obertino^{a,b} , G. Ortona^a , L. Pacher^{a,b} , N. Pastrone^a , M. Pelliccioni^a , M. Ruspa^{a,c} , K. Shchelina^a , F. Siviero^{a,b} , V. Sola^a , A. Solano^{a,b} , D. Soldi^{a,b} , A. Staiano^a , M. Tornago^{a,b} , D. Trocino^a , G. Umoret^{a,b} , A. Vagnerini^{a,b}

INFN Sezione di Trieste^a, Università di Trieste^b, Trieste, Italy

S. Belforte^a , V. Candelise^{a,b} , M. Casarsa^a , F. Cossutti^a , A. Da Rold^{a,b} , G. Della Ricca^{a,b} , G. Sorrentino^{a,b} 




Kyungpook National University, Daegu, Korea

S. Dogra , C. Huh , B. Kim , D.H. Kim , G.N. Kim , J. Kim, J. Lee , S.W. Lee , C.S. Moon , Y.D. Oh , S.I. Pak , S. Sekmen , Y.C. Yang 





Chonnam National University, Institute for Universe and Elementary Particles, Kwangju, Korea

H. Kim , D.H. Moon 

Hanyang University, Seoul, Korea

E. Asilar , T.J. Kim , J. Park 

Korea University, Seoul, Korea

S. Cho, S. Choi , S. Han, B. Hong , K. Lee, K.S. Lee , J. Lim, J. Park, S.K. Park, J. Yoo 









Kyung Hee University, Department of Physics, Seoul, Korea

J. Goh 

Sejong University, Seoul, Korea

H. S. Kim , Y. Kim, S. Lee

Seoul National University, Seoul, Korea

J. Almond, J.H. Bhyun, J. Choi , S. Jeon , W. Jun, J.S. Kim, J. Kim, J. Kim, S. Ko , H. Kwon, H. Lee , J. Lee , S. Lee, B.H. Oh, M. Oh , S.B. Oh , H. Seo , U.K. Yang, I. Yoon 



University of Seoul, Seoul, Korea

W. Jang , D.Y. Kang, Y. Kang , D. Kim , S. Kim, B. Ko, J.S.H. Lee , Y. Lee, J.A. Merlin, I.C. Park , Y. Roh, M.S. Ryu , D. Song, Watson, I.J. , S. Yang 


Yonsei University, Department of Physics, Seoul, Korea

S. Ha , H.D. Yoo




Sungkyunkwan University, Suwon, Korea

M. Choi, H. Lee, Y. Lee , I. Yu 

College of Engineering and Technology, American University of the Middle East (AUM), Dasman, Kuwait

T. Beyrouthy, Y. Maghrbi 




Riga Technical University, Riga, Latvia

K. Dreimanis , A. Gaile , A. Potrebko , T. Torims, V. Veckalns⁵³ 

Vilnius University, Vilnius, Lithuania

M. Ambrozas , A. Carvalho Antunes De Oliveira , A. Juodagalvis , A. Rinkevicius , G. Tamulaitis 








National Centre for Particle Physics, Universiti Malaya, Kuala Lumpur, Malaysia

N. Bin Norjoharuddeen , S.Y. Hoh⁵⁴ , I. Yusuff⁵⁴ , Z. Zolkapli

Universidad de Sonora (UNISON), Hermosillo, Mexico

J.F. Benitez , A. Castaneda Hernandez , H.A. Encinas Acosta, L.G. Gallegos Maríñez, M. León Coello , J.A. Murillo Quijada , A. Sehrawat, L. Valencia Palomo 

Centro de Investigacion y de Estudios Avanzados del IPN, Mexico City, Mexico

G. Ayala , H. Castilla-Valdez , E. De La Cruz-Burelo , I. Heredia-De La Cruz⁵⁵ , R. Lopez-Fernandez , C.A. Mondragon Herrera, D.A. Perez Navarro , A. Sánchez Hernández 


Universidad Iberoamericana, Mexico City, Mexico

C. Oropeza Barrera , F. Vazquez Valencia

Benemerita Universidad Autonoma de Puebla, Puebla, Mexico

I. Pedraza , H.A. Salazar Ibarguen , C. Uribe Estrada 

University of Montenegro, Podgorica, Montenegro

I. Bubanja, J. Mijuskovic⁵⁶, N. Raicevic 







National Centre for Physics, Quaid-I-Azam University, Islamabad, Pakistan

A. Ahmad , M.I. Asghar, A. Awais , M.I.M. Awan, M. Gul , H.R. Hoorani , W.A. Khan 






AGH University of Science and Technology Faculty of Computer Science, Electronics and Telecommunications, Krakow, Poland

V. Avati, L. Grzanka , M. Malawski 

National Centre for Nuclear Research, Swierk, Poland

H. Bialkowska , M. Bluj , B. Boimska , M. Górski , M. Kazana, M. Szeleper , P. Zalewski 

Institute of Experimental Physics, Faculty of Physics, University of Warsaw, Warsaw, Poland

K. Bunkowski , K. Doroba , A. Kalinowski , M. Konecki , J. Krolikowski 





























Laboratório de Instrumentação e Física Experimental de Partículas, Lisboa, Portugal

M. Araujo , P. Bargassa , D. Bastos , A. Boletti , P. Faccioli , M. Gallinaro , J. Hollar , N. Leonardo , T. Niknejad , M. Pisano , J. Seixas , O. Toldaiev , J. Varela 


VINCA Institute of Nuclear Sciences, University of Belgrade, Belgrade, Serbia

P. Adzic⁵⁷ , M. Dordevic , P. Milenovic , J. Milosevic 













Centro de Investigaciones Energéticas Medioambientales y Tecnológicas (CIEMAT), Madrid, Spain

M. Aguilar-Benitez, J. Alcaraz Maestre , A. Álvarez Fernández , M. Barrio Luna, C.A. Carrillo Montoya , M. Cepeda , M. Cerrada , N. Colino , B. De La Cruz , A. Delgado Peris , Cristina F. Bedoya , D. Fernández Del Val , J.P. Fernández Ramos , J. Flix , M.C. Fouz , O. Gonzalez Lopez , S. Goy Lopez , J.M. Hernandez , M.I. Josa , J. León Holgado , D. Moran , C. Perez Dengra , A. Pérez-Calero Yzquierdo , J. Puerta Pelayo , D.D. Redondo Ferrero , I. Redondo , L. Romero, S. Sánchez Navas , J. Sastre , L. Urda Gómez , J. Vazquez Escobar , C. Willmott


















Universidad Autónoma de Madrid, Madrid, Spain

J.F. de Trocóniz 




Universidad de Oviedo, Instituto Universitario de Ciencias y Tecnologías Espaciales de Asturias (ICTEA), Oviedo, Spain

B. Alvarez Gonzalez , J. Cuevas , J. Fernandez Menendez , S. Folgueras , I. Gonzalez Caballero , J.R. González Fernández , E. Palencia Cortezon , C. Ramón Álvarez , V. Rodríguez Bouza , A. Soto Rodríguez , A. Trapote , C. Vico Villalba 





Instituto de Física de Cantabria (IFCA), CSIC-Universidad de Cantabria, Santander, Spain

J.A. Brochero Cifuentes , I.J. Cabrillo , A. Calderon , J. Duarte Campderros , C. Fernandez Madrazo , M. Fernandez , A. García Alonso, G. Gomez , C. Lasasa García , C. Martinez Rivero , P. Martinez Ruiz del Arbol , P. Matorras Cuevas , F. Matorras , J. Piedra Gomez , C. Prieels, A. Ruiz-Jimeno , L. Scodellaro , I. Vila , J.M. Vizan Garcia 

University of Colombo, Colombo, Sri Lanka

D.D.C. Wickramaratna , B. Kailasapathy⁵⁸ , M.K. Jayananda, D.U.J. Sonnadara 

University of Ruhuna, Department of Physics, Matara, Sri Lanka

W.G.D. Dharmaratna , K. Liyanage , N. Perera , N. Wickramage 



















CERN, European Organization for Nuclear Research, Geneva, Switzerland

D. Abbaneo , J. Alimena , E. Auffray , G. Auzinger , J. Baechler, P. Baillon[†], D. Barney , J. Bendavid , M. Bianco , B. Bilin , A. Bocci , E. Brondolin , C. Caillol , T. Camporesi , G. Cerminara , N. Chernyavskaya , S.S. Chhibra , S. Choudhury, M. Cipriani , L. Cristella , D. d'Enterria , A. Dabrowski , A. David , A. De Roeck , M.M. Defranchis , M. Deile , M. Dobson, M. Dünser , N. Dupont, A. Elliott-Peisert, F. Fallavollita⁵⁹, A. Florent , L. Forthomme , G. Franzoni , W. Funk , S. Ghosh , S. Giani, D. Gigi, K. Gill, F. Glege , L. Gouskos , E. Govorkova , M. Haranko , J. Hegeman , V. Innocente , T. James , P. Janot , J. Kaspar , J. Kieseler , N. Kratochwil , S. Laurila , P. Lecoq , A. Lintuluoto , C. Lourenço , B. Maier , L. Malgeri , M. Mannelli , A.C. Marini , F. Meijers , S. Mersi , E. Meschi , F. Moortgat , M. Mulders , S. Orfanelli, L. Orsini, F. Pantaleo , E. Perez, M. Peruzzi , A. Petrilli , G. Petrucciani , A. Pfeiffer , M. Pierini , D. Piparo , M. Pitt , H. Qu , T. Quast, D. Rabady , A. Racz, G. Reales Gutiérrez, M. Rovere , H. Sakulin , J. Salfeld-Nebgen , S. Scarfi, M. Selvaggi , A. Sharma , P. Silva , P. Sphicas⁶⁰ , A.G. Stahl Leitner , S. Summers , K. Tatar , V.R. Tavolaro , D. Treille, P. Tropea , A. Tsirou, J. Wanczyk⁶¹ , K.A. Wozniak , W.D. Zeuner


















Paul Scherrer Institut, Villigen, Switzerland

L. Caminada⁶² , A. Ebrahimi , W. Erdmann , R. Horisberger , Q. Ingram , H.C. Kaestli , D. Kotlinski , C. Lange , M. Missiroli⁶² , L. Noehte⁶² , T. Rohe 

ETH Zurich - Institute for Particle Physics and Astrophysics (IPA), Zurich, Switzerland

T.K. Aarrestad , K. Androsov⁶¹ , M. Backhaus , P. Berger, A. Calandri , K. Datta , A. De Cosa , G. Dissertori , M. Dittmar, M. Donegà , F. Eble , M. Galli , K. Gedia , F. Glessgen , T.A. Gómez Espinosa , C. Grab , D. Hits , W. Lustermann , A.-M. Lyon , R.A. Manzoni , L. Marchese , C. Martin Perez , A. Mascellani⁶¹ , M.T. Meinhard , F. Nessi-Tedaldi , J. Niedziela , F. Pauss , V. Perovic , S. Pigazzini , M.G. Ratti , M. Reichmann , C. Reissel , T. Reitenspiess , B. Ristic , F. Riti , D. Ruini, D.A. Sanz Becerra , J. Steggemann⁶¹ , D. Valsecchi²² , R. Wallny









Universität Zürich, Zurich, Switzerland

C. Amsler⁶³ , P. Bäertschi , C. Botta , D. Brzhechko, M.F. Canelli , K. Cormier , A. De Wit , R. Del Burgo, J.K. Heikkilä , M. Huwiler , W. Jin , A. Jofrehei , B. Kilminster , S. Leontsinis , S.P. Liechi , A. Macchiolo , P. Meiring, V.M. Mikuni , U. Molinatti , I. Neutelings , A. Reimers , P. Robmann, S. Sanchez Cruz , K. Schweiger , M. Senger , Y. Takahashi

National Central University, Chung-Li, Taiwan

C. Adloff⁶⁴, C.M. Kuo, W. Lin, S.S. Yu 

















National Taiwan University (NTU), Taipei, Taiwan

































































L. Ceard, Y. Chao , K.F. Chen , P.s. Chen, H. Cheng , W.-S. Hou , Y.y. Li , R.-S. Lu , E. Paganis , A. Psallidas, A. Steen, H.y. Wu, E. Yazgan , P.r. Yu

Chulalongkorn University, Faculty of Science, Department of Physics, Bangkok, Thailand

C. Asawatrangkuldee , N. Srimanobhas 















Çukurova University, Physics Department, Science and Art Faculty, Adana, Turkey

D. Agyel , F. Boran , Z.S. Demiroglu , F. Dolek , I. Dumanoglu⁶⁵ , E. Eskut, Y. Guler⁶⁶ , E. Gurpınar Guler⁶⁶ , C. Isik, O. Kara, A. Kayis Topaksu , U. Kiminsu , G. Onengut , K. Ozdemir⁶⁷, A. Polatoz, A.E. Simsek , B. Tali⁶⁸ , U.G. Tok , S. Turkcapar , E. Uslan , I.S. Zorbakir 










Middle East Technical University, Physics Department, Ankara, TurkeyG. Karapinar, K. Ocalan⁶⁹ , M. Yalvac⁷⁰ **Bogazici University, Istanbul, Turkey**B. Akgun , I.O. Atakisi , E. Gülmez , M. Kaya⁷¹ , O. Kaya⁷² , Ö. Özçelik , S. Tekten⁷³ **Istanbul Technical University, Istanbul, Turkey**A. Cakir , K. Cankocak⁶⁵ , Y. Komurcu , S. Sen⁷⁴ **Istanbul University, Istanbul, Turkey**O. Aydılek , S. Cerci⁶⁸ , B. Hacisahinoglu , I. Hos⁷⁵ , B. Isildak⁷⁶ , B. Kaynak , S. Ozkorucuklu , C. Simsek, D. Sunar Cerci⁶⁸ **Institute for Scintillation Materials of National Academy of Science of Ukraine, Kharkiv, Ukraine**B. Grynyov **National Science Centre, Kharkiv Institute of Physics and Technology, Kharkiv, Ukraine**L. Levchuk **University of Bristol, Bristol, United Kingdom**D. Anthony , E. Bhal , J.J. Brooke , A. Bundock , E. Clement , D. Cussans , H. Flacher , M. Glowacki, J. Goldstein , G.P. Heath, H.F. Heath , L. Kreczko , B. Krikler , S. Paramesvaran , S. Seif El Nasr-Storey, V.J. Smith , N. Stylianou⁷⁷ , K. Walkingshaw Pass, R. White **Rutherford Appleton Laboratory, Didcot, United Kingdom**A.H. Ball, K.W. Bell, A. Belyaev⁷⁸ , C. Brew , R.M. Brown , D.J.A. Cockerill , C. Cooke , K.V. Ellis, K. Harder , S. Harper , M.-L. Holmberg⁷⁹ , J. Linacre , K. Manolopoulos, D.M. Newbold , E. Olaiya, D. Petyt , T. Reis , G. Salvi , T. Schuh, C.H. Shepherd-Themistocleous , I.R. Tomalin, T. Williams **Imperial College, London, United Kingdom**R. Bainbridge , P. Bloch , S. Bonomally, J. Borg , S. Breeze, C.E. Brown , O. Buchmuller, V. Cacchio, V. Cepaitis , G.S. Chahal⁸⁰ , D. Colling , J.S. Dancu, P. Dauncey , G. Davies , J. Davies, M. Della Negra , S. Fayer, G. Fedi , G. Hall , M.H. Hassanshahi , A. Howard, G. Iles , J. Langford, L. Lyons, A.-M. Magnan , S. Malik, A. Martelli , M. Mieskolainen , D.G. Monk , J. Nash⁸¹ , M. Pesaresi, B.C. Radburn-Smith , D.M. Raymond, A. Richards, A. Rose , E. Scott , C. Seez , A. Shtipliyski, R. Shukla , A. Tapper , K. Uchida , G.P. Uttley, L.H. Vage, T. Virdee²² , M. Vojinovic , N. Wardle , S.N. Webb , D. Winterbottom**Brunel University, Uxbridge, United Kingdom**K. Coldham, J.E. Cole , A. Khan, P. Kyberd , I.D. Reid , L. Teodorescu**Baylor University, Waco, Texas, USA**S. Abdullin , A. Brinkerhoff , B. Caraway , J. Dittmann , K. Hatakeyama , A.R. Kanuganti , B. McMaster , M. Saunders , S. Sawant , C. Sutantawibul , J. Wilson **Catholic University of America, Washington, DC, USA**R. Bartek , A. Dominguez , R. Uniyal , A.M. Vargas Hernandez **The University of Alabama, Tuscaloosa, Alabama, USA**A. Buccilli , S.I. Cooper , D. Di Croce , S.V. Gleyzer , C. Henderson , C.U. Perez 

P. Rumerio⁸² , C. West 










Boston University, Boston, Massachusetts, USA

A. Akpınar , A. Albert , D. Arcaro , C. Cosby , Z. Demiragli , C. Erice , E. Fontanesi , D. Gastler , S. May , J. Rohlf , K. Salyer , D. Sperka , D. Spitzbart , I. Suarez , A. Tsatsos , S. Yuan










Brown University, Providence, Rhode Island, USA

G. Benelli , B. Burkle , X. Coubez²⁴ , D. Cutts , M. Hadley , U. Heintz , J.M. Hogan⁸³ , T. Kwon , G. Landsberg , K.T. Lau , D. Li , J. Luo , M. Narain , N. Pervan , S. Sagir⁸⁴ , F. Simpson , E. Usai , W.Y. Wong , X. Yan , D. Yu , W. Zhang










University of California, Davis, Davis, California, USA

J. Bonilla , C. Brainerd , R. Breedon , M. Calderon De La Barca Sanchez , M. Chertok , J. Conway , P.T. Cox , R. Erbacher , G. Haza , F. Jensen , O. Kukral , G. Mocellin , M. Mulhearn , D. Pellett , B. Regnery , D. Taylor , Y. Yao , F. Zhang










University of California, Los Angeles, California, USA

M. Bachtis , R. Cousins , A. Datta , D. Hamilton , J. Hauser , M. Ignatenko , M.A. Iqbal , T. Lam , W.A. Nash , S. Regnard , D. Saltzberg , B. Stone , V. Valuev










University of California, Riverside, Riverside, California, USA

Y. Chen , R. Clare , J.W. Gary , M. Gordon , G. Hanson , G. Karapostoli , O.R. Long , N. Manganelli , W. Si , S. Wimpenny


University of California, San Diego, La Jolla, California, USA

J.G. Branson , P. Chang , S. Cittolin , S. Cooperstein , D. Diaz , J. Duarte , R. Gerosa , L. Giannini , J. Guiang , R. Kansal , V. Krutelyov , R. Lee , J. Letts , M. Masciovecchio , F. Mokhtar , M. Pieri , B.V. Sathia Narayanan , V. Sharma , M. Tadel , F. Würthwein , Y. Xiang , A. Yagil





University of California, Santa Barbara - Department of Physics, Santa Barbara, California, USA

N. Amin , C. Campagnari , M. Citron , G. Collura , A. Dorsett , V. Dutta , J. Incandela , M. Kilpatrick , J. Kim , A.J. Li , B. Marsh , P. Masterson , H. Mei , M. Oshiro , M. Quinnan , J. Richman , U. Sarica , R. Schmitz , F. Setti , J. Sheplock , P. Siddireddy , D. Stuart , S. Wang










California Institute of Technology, Pasadena, California, USA

A. Bornheim , O. Cerri , I. Dutta , J.M. Lawhorn , N. Lu⁸⁵ , J. Mao , H.B. Newman , T. Q. Nguyen , M. Spiropulu , J.R. Vlimant , C. Wang , S. Xie , Z. Zhang , R.Y. Zhu










Carnegie Mellon University, Pittsburgh, Pennsylvania, USA

J. Alison , S. An , M.B. Andrews , P. Bryant , T. Ferguson , A. Harilal , C. Liu , T. Mudholkar , S. Murthy , M. Paulini , A. Roberts , A. Sanchez , W. Terrill



























University of Colorado Boulder, Boulder, Colorado, USA

J.P. Cumalat , W.T. Ford , A. Hassani , G. Karathanasis , E. MacDonald , F. Marini , R. Patel , A. Perloff , C. Savard , N. Schonbeck , K. Stenson , K.A. Ulmer , S.R. Wagner , N. Zipper



















Cornell University, Ithaca, New York, USA

J. Alexander , S. Bright-Thonney , X. Chen , D.J. Cranshaw , J. Fan , X. Fan , D. Gadkari , S. Hogan , J. Monroy , J.R. Patterson , D. Quach , J. Reichert , M. Reid , A. Ryd , J. Thom , P. Wittich , R. Zou









Fermi National Accelerator Laboratory, Batavia, Illinois, USA

M. Albrow , M. Alyari , G. Apollinari , A. Apresyan , L.A.T. Bauerdick , D. Berry , J. Berryhill , P.C. Bhat , K. Burkett , J.N. Butler , A. Canepa , G.B. Cerati , H.W.K. Cheung , F. Chlebana , K.F. Di Petrillo , J. Dickinson , V.D. Elvira , Y. Feng , J. Freeman , A. Gandrakota , Z. Gece , L. Gray , D. Green, S. Grünendahl , O. Gutsche , R.M. Harris , R. Heller , T.C. Herwig , J. Hirschauer , L. Horyn , B. Jayatilaka , S. Jindariani , M. Johnson , U. Joshi , T. Klijnsma , B. Klima , K.H.M. Kwok , S. Lammel , D. Lincoln , R. Lipton , T. Liu , C. Madrid , K. Maeshima , C. Mantilla , D. Mason , P. McBride , P. Merkel , S. Mrenna , S. Nahn , J. Ngadiuba , V. Papadimitriou , N. Pastika , K. Pedro , C. Pena⁸⁶ , F. Ravera , A. Reinsvold Hall⁸⁷ , L. Ristori , E. Sexton-Kennedy , N. Smith , A. Soha , L. Spiegel , J. Strait , L. Taylor , S. Tkaczyk , N.V. Tran , L. Uplegger , E.W. Vaandering , H.A. Weber , I. Zoi








University of Florida, Gainesville, Florida, USA

P. Avery , D. Bourilkov , L. Cadamuro , V. Cherepanov , R.D. Field, D. Guerrero , M. Kim, E. Koenig , J. Konigsberg , A. Korytov , K.H. Lo, K. Matchev , N. Menendez , G. Mitselmakher , A. Muthirakalayil Madhu , N. Rawal , D. Rosenzweig , S. Rosenzweig , K. Shi , J. Wang , Z. Wu 



















Florida State University, Tallahassee, Florida, USA

T. Adams , A. Askew , R. Habibullah , V. Hagopian , R. Khurana, T. Kolberg , G. Martinez, H. Prosper , C. Schiber, O. Viazlo , R. Yohay , J. Zhang












Florida Institute of Technology, Melbourne, Florida, USA

M.M. Baarmand , S. Butalla , T. Elkafrawy¹⁶ , M. Hohlmann , R. Kumar Verma , D. Noonan , M. Rahmani, F. Yumiceva 

University of Illinois at Chicago (UIC), Chicago, Illinois, USA

M.R. Adams , H. Becerril Gonzalez , R. Cavanaugh , D. S. Lemos , S. Dittmer , O. Evdokimov , C.E. Gerber , D.J. Hofman , A.H. Merrit , C. Mills , G. Oh , T. Roy , S. Rudrabhatla , M.B. Tonjes , N. Varelas , X. Wang , Z. Ye , J. Yoo 


























The University of Iowa, Iowa City, Iowa, USA

M. Alhusseini , K. Dilsiz⁸⁸ , L. Emediato, R.P. Gandrajula , G. Karaman , O.K. Köseyan , J.-P. Merlo, A. Mestvirishvili⁸⁹ , J. Nachtman , O. Neogi, H. Ogul⁹⁰ , Y. Onel , A. Penzo , C. Snyder, E. Tiras⁹¹ 








Johns Hopkins University, Baltimore, Maryland, USA

O. Amram , B. Blumenfeld , L. Corcodilos , J. Davis , A.V. Gritsan , L. Kang , S. Kyriacou , P. Maksimovic , J. Roskes , S. Sekhar , M. Swartz , T.Á. Vámi 

The University of Kansas, Lawrence, Kansas, USA

A. Abreu , L.F. Alcerro Alcerro , J. Anguiano , P. Baringer , A. Bean , Z. Flowers , T. Isidori , S. Khalil , J. King , G. Krintiras , M. Lazarovits , C. Le Mahieu , C. Lindsey, J. Marquez , N. Minafra , M. Murray , M. Nickel , C. Rogan , C. Royon , R. Salvatico , S. Sanders , E. Schmitz , C. Smith , Q. Wang , Z. Warner, J. Williams , G. Wilson 



















Kansas State University, Manhattan, Kansas, USA

B. Allmond , S. Duric, R. Gujju Gurunadha , A. Ivanov , K. Kaadze , D. Kim, Y. Maravin , T. Mitchell, A. Modak, K. Nam, J. Natoli , D. Roy 





















Lawrence Livermore National Laboratory, Livermore, California, USA

F. Rebassoo , D. Wright 














University of Maryland, College Park, Maryland, USA

E. Adams , A. Baden , O. Baron, A. Belloni , A. Bethani , S.C. Eno , N.J. Hadley , S. Jabeen , R.G. Kellogg , T. Koeth , Y. Lai , S. Lascio , A.C. Mignerey , S. Nabili , C. Palmer , C. Papageorgakis , M. Seidel , L. Wang , K. Wong 


Massachusetts Institute of Technology, Cambridge, Massachusetts, USA

D. Abercrombie, R. Bi, W. Busza , I.A. Cali , Y. Chen , M. D'Alfonso , J. Eysermans , C. Freer , G. Gomez-Ceballos , M. Goncharov, P. Harris, M. Hu, D. Kovalskyi , J. Krupa , Y.-J. Lee , K. Long , C. Mironov , C. Paus , D. Rankin , C. Roland , G. Roland , Z. Shi , G.S.F. Stephans , J. Wang, Z. Wang , B. Wyslouch 















University of Minnesota, Minneapolis, Minnesota, USA

R.M. Chatterjee, B. Crossman, A. Evans , J. Hiltbrand , Sh. Jain , B.M. Joshi , C. Kapsiak, M. Krohn , Y. Kubota , J. Mans , M. Revering , R. Rusack , R. Saradhy , N. Schroeder , N. Strobbe , M.A. Wadud 

University of Mississippi, Oxford, Mississippi, USA

L.M. Cremaldi 

















University of Nebraska-Lincoln, Lincoln, Nebraska, USA

K. Bloom , M. Bryson, S. Chauhan , D.R. Claes , C. Fangmeier , L. Finco , F. Golf , C. Joo , I. Kravchenko , I. Reed , J.E. Siado , G.R. Snow[†], W. Tabb , A. Wightman , F. Yan , A.G. Zecchinelli 









State University of New York at Buffalo, Buffalo, New York, USA

G. Agarwal , H. Bandyopadhyay , L. Hay , I. Iashvili , A. Kharchilava , C. McLean , M. Morris, D. Nguyen , J. Pekkanen , S. Rappoccio , A. Williams 





















Northeastern University, Boston, Massachusetts, USA

G. Alverson , E. Barberis , Y. Haddad , Y. Han , A. Krishna , J. Li , J. Lidrych , G. Madigan , B. Marzocchi , D.M. Morse , V. Nguyen , T. Orimoto , A. Parker , L. Skinnari , A. Tishelman-Charny, T. Wamorkar, B. Wang , A. Wisecarver, D. Wood 

Northwestern University, Evanston, Illinois, USA

S. Bhattacharya , J. Bueghly, Z. Chen , A. Gilbert , T. Gunter , K.A. Hahn , Y. Liu , N. Odell , M.H. Schmitt , M. Velasco




















University of Notre Dame, Notre Dame, Indiana, USA
















































































R. Band , R. Bucci, S. Castells , M. Cremonesi, A. Das , R. Goldouzian , M. Hildreth , K. Hurtado Anampa , C. Jessop , K. Lannon , J. Lawrence, N. Loukas , L. Lutton , J. Mariano, N. Marinelli, I. Mcalister, T. McCauley , C. Mcgrady , K. Mohrman, C. Moore , Y. Musienko¹² , H. Nelson , R. Ruchti , A. Townsend , M. Wayne , H. Yockey, M. Zarucki , L. Zygala 
















The Ohio State University, Columbus, Ohio, USA

B. Bylsma, M. Carrigan , L.S. Durkin , B. Francis , C. Hill , A. Lesauvage , M. Nunez Ornelas , K. Wei, B.L. Winer , B. R. Yates 

Princeton University, Princeton, New Jersey, USA

F.M. Addesa , B. Bonham , P. Das , G. Dezoort , P. Elmer , A. Frankenthal , B. Greenberg , N. Haubrich , S. Higginbotham , A. Kalogeropoulos , G. Kopp , S. Kwan , D. Lange , D. Marlow , K. Mei , I. Ojalvo , J. Olsen , D. Stickland , C. Tully 

University of Puerto Rico, Mayaguez, Puerto Rico, USAS. Malik , S. Norberg**Purdue University, West Lafayette, Indiana, USA**A.S. Bakshi , V.E. Barnes , R. Chawla , S. Das , L. Gutay, M. Jones , A.W. Jung , D. Kondratyev , A.M. Koshy, M. Liu , G. Negro, N. Neumeister , G. Paspalaki , S. Piperov , A. Purohit , J.F. Schulte , M. Stojanovic , J. Thieman , F. Wang , R. Xiao , W. Xie **Purdue University Northwest, Hammond, Indiana, USA**J. Dolen , N. Parashar **Rice University, Houston, Texas, USA**D. Acosta , A. Baty , T. Carnahan , M. Decaro, S. Dildick , K.M. Ecklund , P.J. Fernández Manteca , S. Freed, P. Gardner, F.J.M. Geurts , A. Kumar , W. Li , B.P. Padley , R. Redjimi, J. Rotter , W. Shi , S. Yang , E. Yigitbasi , L. Zhang⁹², Y. Zhang , X. Zuo **University of Rochester, Rochester, New York, USA**A. Bodek , P. de Barbaro , R. Demina , J.L. Dulemba , C. Fallon, T. Ferbel , M. Galanti, A. Garcia-Bellido , O. Hindrichs , A. Khukhunaishvili , E. Ranken , R. Taus , G.P. Van Onsem **The Rockefeller University, New York, New York, USA**K. Goulianos **Rutgers, The State University of New Jersey, Piscataway, New Jersey, USA**B. Chiarito, J.P. Chou , Y. Gershtein , E. Halkiadakis , A. Hart , M. Heindl , O. Karacheban²⁶ , I. Laflotte , A. Lath , R. Montalvo, K. Nash, M. Osherson , S. Salur , S. Schnetzer, S. Somalwar , R. Stone , S.A. Thayil , S. Thomas, H. Wang **University of Tennessee, Knoxville, Tennessee, USA**H. Acharya, A.G. Delannoy , S. Fiorendi , T. Holmes , E. Nibigira , S. Spanier **Texas A&M University, College Station, Texas, USA**O. Bouhali⁹³ , M. Dalchenko , A. Delgado , R. Eusebi , J. Gilmore , T. Huang , T. Kamon⁹⁴ , H. Kim , S. Luo , S. Malhotra, R. Mueller, D. Overton , D. Rathjens , A. Safonov **Texas Tech University, Lubbock, Texas, USA**N. Akchurin , J. Damgov , V. Hegde , K. Lamichhane , S.W. Lee , T. Mengke, S. Muthumuni , T. Peltola , I. Volobouev , Z. Wang, A. Whitbeck **Vanderbilt University, Nashville, Tennessee, USA**E. Appelt , S. Greene, A. Gurrola , W. Johns, A. Melo , F. Romeo , P. Sheldon , S. Tuo, J. Velkovska , J. Viinikainen **University of Virginia, Charlottesville, Virginia, USA**B. Cardwell , B. Cox , G. Cummings , J. Hakala , R. Hirosky , M. Joyce , A. Ledovskoy , A. Li , C. Neu , C.E. Perez Lara , B. Tannenwald **Wayne State University, Detroit, Michigan, USA**P.E. Karchin , N. Poudyal **University of Wisconsin - Madison, Madison, Wisconsin, USA**S. Banerjee , K. Black , T. Bose , S. Dasu , I. De Bruyn , P. Everaerts , C. Galloni,

H. He , M. Herndon , A. Herve , C.K. Koraka , A. Lanaro, A. Loeliger , R. Loveless , J. Madhusudanan Sreekala , A. Mallampalli , A. Mohammadi , S. Mondal, G. Parida , D. Pinna, A. Savin, V. Shang , V. Sharma , W.H. Smith , D. Teague, H.F. Tsoi , W. Vetens 

Authors affiliated with an institute or an international laboratory covered by a cooperation agreement with CERN

S. Afanasiev, V. Andreev , Yu. Andreev , T. Aushev , M. Azarkin , A. Babaev , A. Belyaev , V. Blinov⁹⁵, E. Boos , V. Borshch , D. Budkouski , V. Chekhovsky, R. Chistov⁹⁵ , A. Dermenev , T. Dimova⁹⁵ , I. Dremin , M. Dubinin⁸⁶ , L. Dudko , V. Epshteyn⁹⁶, A. Ershov , G. Gavrilo , V. Gavrilo , S. Gninenko , V. Golovtsov , N. Golubev , I. Golutvin, I. Gorbunov , A. Gribushin , Y. Ivanov , V. Ivanchenko , V. Kachanov, L. Kardapoltsev⁹⁵, V. Karjavine , A. Karneyeu , V. Kim⁹⁵ , M. Kirakosyan, D. Kirpichnikov , M. Kirsanov , V. Klyukhin , O. Kodolova⁹⁷ , D. Konstantinov , V. Korenkov , A. Kozyrev⁹⁵ , N. Krasnikov , E. Kuznetsova⁹⁸, A. Lanev , P. Levchenko , A. Litomin, N. Lychkovskaya , V. Makarenko , A. Malakhov , V. Matveev⁹⁵, V. Murzin , A. Nikitenko⁹⁹ , S. Obraztsov , V. Okhotnikov , A. Oskin, I. Ovtin⁹⁵ , V. Palichik , P. Parygin¹⁰⁰ , V. Perelygin , S. Petrushanko , G. Pivovarov , S. Polikarpov⁹⁵ , V. Popov, E. Popova¹⁰⁰ , O. Radchenko⁹⁵ , M. Savina , V. Savrin , D. Selivanova , V. Shalaev , S. Shmatov , S. Shulha , Y. Skovpen⁹⁵ , S. Slabospitskii , V. Smirnov, A. Snigirev , D. Sosnov , A. Stepennov¹⁰¹, V. Sulimov , E. Tcherniaev , A. Terkulov , O. Teryaev , I. Tlisova , M. Toms¹⁰², A. Toropin , L. Uvarov , A. Uzunian , E. Vlasov¹⁰³ , A. Vorobyev, N. Voytishin , B.S. Yuldashev¹⁰⁴, A. Zarubin, I. Zhizhin , A. Zhokin

†: Deceased

¹Also at TU Wien, Vienna, Austria

²Also at Institute of Basic and Applied Sciences, Faculty of Engineering, Arab Academy for Science, Technology and Maritime Transport, Alexandria, Egypt

³Also at Université Libre de Bruxelles, Bruxelles, Belgium

⁴Also at Universidade Estadual de Campinas, Campinas, Brazil

⁵Also at Federal University of Rio Grande do Sul, Porto Alegre, Brazil

⁶Also at UFMS, Nova Andradina, Brazil

⁷Also at The University of the State of Amazonas, Manaus, Brazil

⁸Also at University of Chinese Academy of Sciences, Beijing, China

⁹Also at Nanjing Normal University Department of Physics, Nanjing, China

¹⁰Now at The University of Iowa, Iowa City, Iowa, USA

¹¹Also at University of Chinese Academy of Sciences, Beijing, China

¹²Also at an institute or an international laboratory covered by a cooperation agreement with CERN

¹³Also at Helwan University, Cairo, Egypt

¹⁴Now at Zewail City of Science and Technology, Zewail, Egypt

¹⁵Also at British University in Egypt, Cairo, Egypt

¹⁶Now at Ain Shams University, Cairo, Egypt

¹⁷Also at Purdue University, West Lafayette, Indiana, USA

¹⁸Also at Université de Haute Alsace, Mulhouse, France

¹⁹Also at Department of Physics, Tsinghua University, Beijing, China

²⁰Also at Tbilisi State University, Tbilisi, Georgia

²¹Also at Erzincan Binali Yildirim University, Erzincan, Turkey

²²Also at CERN, European Organization for Nuclear Research, Geneva, Switzerland

-
- ²³Also at University of Hamburg, Hamburg, Germany
- ²⁴Also at RWTH Aachen University, III. Physikalisches Institut A, Aachen, Germany
- ²⁵Also at Isfahan University of Technology, Isfahan, Iran
- ²⁶Also at Brandenburg University of Technology, Cottbus, Germany
- ²⁷Also at Forschungszentrum Jülich, Juelich, Germany
- ²⁸Also at Physics Department, Faculty of Science, Assiut University, Assiut, Egypt
- ²⁹Also at Karoly Robert Campus, MATE Institute of Technology, Gyongyos, Hungary
- ³⁰Also at Wigner Research Centre for Physics, Budapest, Hungary
- ³¹Also at Institute of Physics, University of Debrecen, Debrecen, Hungary
- ³²Also at Institute of Nuclear Research ATOMKI, Debrecen, Hungary
- ³³Now at Universitatea Babes-Bolyai - Facultatea de Fizica, Cluj-Napoca, Romania
- ³⁴Also at Faculty of Informatics, University of Debrecen, Debrecen, Hungary
- ³⁵Also at Punjab Agricultural University, Ludhiana, India
- ³⁶Also at UPES - University of Petroleum and Energy Studies, Dehradun, India
- ³⁷Also at University of Visva-Bharati, Santiniketan, India
- ³⁸Also at University of Hyderabad, Hyderabad, India
- ³⁹Also at Indian Institute of Science (IISc), Bangalore, India
- ⁴⁰Also at Indian Institute of Technology (IIT), Mumbai, India
- ⁴¹Also at IIT Bhubaneswar, Bhubaneswar, India
- ⁴²Also at Institute of Physics, Bhubaneswar, India
- ⁴³Also at Deutsches Elektronen-Synchrotron, Hamburg, Germany
- ⁴⁴Also at Department of Physics, Isfahan University of Technology, Isfahan, Iran
- ⁴⁵Also at Sharif University of Technology, Tehran, Iran
- ⁴⁶Also at Department of Physics, University of Science and Technology of Mazandaran, Behshahr, Iran
- ⁴⁷Also at Italian National Agency for New Technologies, Energy and Sustainable Economic Development, Bologna, Italy
- ⁴⁸Also at Centro Siciliano di Fisica Nucleare e di Struttura Della Materia, Catania, Italy
- ⁴⁹Also at Scuola Superiore Meridionale, Università di Napoli 'Federico II', Napoli, Italy
- ⁵⁰Also at Fermi National Accelerator Laboratory, Batavia, Illinois, USA
- ⁵¹Also at Università di Napoli 'Federico II', Napoli, Italy
- ⁵²Also at Consiglio Nazionale delle Ricerche - Istituto Officina dei Materiali, Perugia, Italy
- ⁵³Also at Riga Technical University, Riga, Latvia
- ⁵⁴Also at Department of Applied Physics, Faculty of Science and Technology, Universiti Kebangsaan Malaysia, Bangi, Malaysia
- ⁵⁵Also at Consejo Nacional de Ciencia y Tecnología, Mexico City, Mexico
- ⁵⁶Also at IRFU, CEA, Université Paris-Saclay, Gif-sur-Yvette, France
- ⁵⁷Also at Faculty of Physics, University of Belgrade, Belgrade, Serbia
- ⁵⁸Also at Trincomalee Campus, Eastern University, Sri Lanka, Nilaveli, Sri Lanka
- ⁵⁹Also at INFN Sezione di Pavia, Università di Pavia, Pavia, Italy
- ⁶⁰Also at National and Kapodistrian University of Athens, Athens, Greece
- ⁶¹Also at Ecole Polytechnique Fédérale Lausanne, Lausanne, Switzerland
- ⁶²Also at Universität Zürich, Zurich, Switzerland
- ⁶³Also at Stefan Meyer Institute for Subatomic Physics, Vienna, Austria
- ⁶⁴Also at Laboratoire d'Annecy-le-Vieux de Physique des Particules, IN2P3-CNRS, Annecy-le-Vieux, France
- ⁶⁵Also at Near East University, Research Center of Experimental Health Science, Nicosia, Turkey
- ⁶⁶Also at Konya Technical University, Konya, Turkey

- ⁶⁷Also at Piri Reis University, Istanbul, Turkey
- ⁶⁸Also at Adiyaman University, Adiyaman, Turkey
- ⁶⁹Also at Necmettin Erbakan University, Konya, Turkey
- ⁷⁰Also at Bozok Universitetesi Rektörlüğü, Yozgat, Turkey
- ⁷¹Also at Marmara University, Istanbul, Turkey
- ⁷²Also at Milli Savunma University, Istanbul, Turkey
- ⁷³Also at Kafkas University, Kars, Turkey
- ⁷⁴Also at Hacettepe University, Ankara, Turkey
- ⁷⁵Also at Istanbul University - Cerrahpasa, Faculty of Engineering, Istanbul, Turkey
- ⁷⁶Also at Ozyegin University, Istanbul, Turkey
- ⁷⁷Also at Vrije Universiteit Brussel, Brussel, Belgium
- ⁷⁸Also at School of Physics and Astronomy, University of Southampton, Southampton, United Kingdom
- ⁷⁹Also at University of Bristol, Bristol, United Kingdom
- ⁸⁰Also at IPPP Durham University, Durham, United Kingdom
- ⁸¹Also at Monash University, Faculty of Science, Clayton, Australia
- ⁸²Also at Università di Torino, Torino, Italy
- ⁸³Also at Bethel University, St. Paul, Minnesota, USA
- ⁸⁴Also at Karamanoğlu Mehmetbey University, Karaman, Turkey
- ⁸⁵Now at University of Science and Technology of China, Hefei, China
- ⁸⁶Also at California Institute of Technology, Pasadena, California, USA
- ⁸⁷Also at United States Naval Academy, Annapolis, Maryland, USA
- ⁸⁸Also at Bingol University, Bingol, Turkey
- ⁸⁹Also at Georgian Technical University, Tbilisi, Georgia
- ⁹⁰Also at Sinop University, Sinop, Turkey
- ⁹¹Also at Erciyes University, Kayseri, Turkey
- ⁹²Also at Institute of Modern Physics and Key Laboratory of Nuclear Physics and Ion-beam Application (MOE) - Fudan University, Shanghai, China
- ⁹³Also at Texas A&M University at Qatar, Doha, Qatar
- ⁹⁴Also at Kyungpook National University, Daegu, Korea
- ⁹⁵Also at another institute or international laboratory covered by a cooperation agreement with CERN
- ⁹⁶Now at Istanbul University, Istanbul, Turkey
- ⁹⁷Also at Yerevan Physics Institute, Yerevan, Armenia
- ⁹⁸Now at University of Florida, Gainesville, Florida, USA
- ⁹⁹Also at Imperial College, London, United Kingdom
- ¹⁰⁰Now at University of Rochester, Rochester, New York, USA
- ¹⁰¹Now at University of Cyprus, Nicosia, Cyprus
- ¹⁰²Now at Baylor University, Waco, Texas, USA
- ¹⁰³Now at INFN Sezione di Torino, Università di Torino, Torino, Italy; Università del Piemonte Orientale, Novara, Italy
- ¹⁰⁴Also at Institute of Nuclear Physics of the Uzbekistan Academy of Sciences, Tashkent, Uzbekistan