

Search for resonant and nonresonant production of pairs of dijet resonances in proton-proton collisions at $\sqrt{s} = 13$ TeV

The CMS Collaboration*

Abstract

A search for pairs of dijet resonances with the same mass is conducted in final states with at least four jets. Results are presented separately for the case where the four jet production proceeds via an intermediate resonant state and for nonresonant production. The search uses a data sample corresponding to an integrated luminosity of 138 fb^{-1} collected by the CMS detector in proton-proton collisions at $\sqrt{s} = 13$ TeV. Model-independent limits, at 95% confidence level, are reported on the production cross section of four-jet and dijet resonances. These first LHC limits on resonant pair production of dijet resonances via high mass intermediate states are applied to a signal model of diquarks that decay into pairs of vector-like quarks, excluding diquark masses below 7.6 TeV for a particular model scenario. There are two events in the tails of the distributions, each with a four-jet mass of 8 TeV and an average dijet mass of 2 TeV, resulting in local and global significances of 3.9 and 1.6 standard deviations, respectively, if interpreted as a signal. The nonresonant search excludes pair production of top squarks with masses between 0.50 TeV to 0.77 TeV, with the exception of a small interval between 0.52 and 0.58 TeV, for supersymmetric R -parity-violating decays to quark pairs, significantly extending previous limits. Here, the most significant excess above the predicted background occurs at an average dijet mass of 0.95 TeV, for which the local and global significances are 3.6 and 2.5 standard deviations, respectively.

Published in the Journal of High Energy Physics as doi:10.1007/JHEP07(2023)161.

1 Introduction

The potential to discover physics beyond the standard model (BSM) is the motivation of searches for dijet resonances. These searches look for a pair of jets coming from the decay of a new particle, X .

The simplest searches, which have been conducted at the CERN LHC [1–18] using strategies reviewed in Ref. [19], are for s -channel single production of dijet resonances produced in proton-proton (pp) collisions, where there are two jets in the final state: $pp \rightarrow X \rightarrow jj$. Because of this simple topology, where X is produced directly from the partons in the proton and must decay to the same partons, searches for single production place tight constraints on many models of BSM physics.

A more complex process is pair production of a dijet resonance X decaying to two jets and therefore yielding four jets in the final state. Two modes of production of the pair of new particles are possible, resonant production with an intermediate resonance Y and non-resonant production, both shown in Fig. 1, and each mode presents a unique opportunity for discovery. We present a generic search for pairs of narrow dijet resonances in each production mode with data corresponding to an integrated luminosity of 138 fb^{-1} collected in 2016–2018 with the CMS detector at the LHC, and we use results obtained from each mode to constrain a benchmark model, as discussed below.

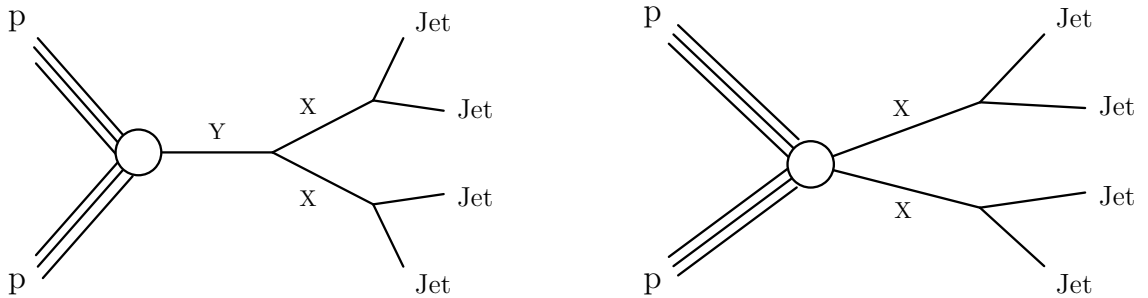


Figure 1: (Left) Resonant production via a particle, Y , of pairs of dijet resonances, X . (Right) Nonresonant production of pairs of dijet resonances.

Prior searches were for Lorentz-boosted low mass resonance pairs, produced via both resonant [20] and nonresonant [21] mechanisms, and have been conducted using jet substructure techniques to identify boosted resonances inside of jets. This analysis considers pairs of resolved dijet resonances, X , where both jets within each dijet resonance are individually reconstructed, allowing the resonant and nonresonant searches to be sensitive to high resonance masses: X masses greater than 0.5 TeV and Y masses greater than 2.0 TeV .

First, we consider resonant production of pairs of dijet resonances,

$$pp \rightarrow Y \rightarrow XX \rightarrow (jj)(jj), \quad (1)$$

where the intermediate state is a massive new particle, Y , decaying to identical dijet resonances, X . As a benchmark, we consider a diquark model [22], where the intermediate state is a diquark, S , produced from the annihilation of two up quarks, and the dijet resonance is a vector-like quark, χ , that decays to an up quark (u) and a gluon (g) only;

$$uu \rightarrow S \rightarrow \chi\chi \rightarrow (ug)(ug). \quad (2)$$

This scalar diquark is a good benchmark because it is produced with a large cross section, due to the high probability of finding up quarks at high fractional momentum within the proton.

This is the first time CMS has searched for resonant pair production of dijet resonances via high mass intermediate states. We are further motivated to conduct this search by an event, a clear candidate for resonant production of pairs of dijet resonances, that was seen and presented by a CMS search in the dijet final state [1]. As discussed in Ref. [22], that search was not optimized for this signal and could not quantify its significance, motivating a dedicated search in the four-jet final state. Here we present an optimized search for resonant production of pairs of dijet resonances, exploring a wide range of four-jet and dijet masses.

Second, we consider nonresonant production of pairs of dijet resonances

$$pp \rightarrow XX \rightarrow (jj)(jj). \quad (3)$$

As a benchmark, we consider the R -parity-violating (RPV) supersymmetry (SUSY) model [23], where the dijet resonance is a top squark, \tilde{t} , with RPV decays to down (d) and strange (s) quarks

$$pp \rightarrow \tilde{t}\tilde{t}^* \rightarrow (\bar{d}\bar{s})(ds). \quad (4)$$

Nonresonant production, and this benchmark model, have been searched for by the CMS and ATLAS Collaborations at $\sqrt{s} = 7$ TeV [24, 25], 8 TeV [26, 27], and 13 TeV [21, 28]. Other relevant models of both resonant and non-resonant production are discussed in Refs. [22, 29–32].

Tabulated results are provided in the HEPData record for this analysis [33].

2 The CMS detector

A detailed description of the CMS detector and its coordinate system, including definitions of the azimuthal angle ϕ and pseudorapidity η , is given in Ref. [34]. The central feature of the CMS apparatus is a superconducting solenoid of 6 m internal diameter providing an axial magnetic field of 3.8 T. Within the solenoid volume are located the silicon pixel and strip tracker, and the barrel and endcap calorimeters ($|\eta| < 3.0$), where these latter detectors consist of a lead tungstate crystal electromagnetic calorimeter, and a brass and scintillator hadron calorimeter. An iron and quartz-fiber hadron calorimeter is located in the forward region ($3.0 < |\eta| < 5.0$), outside the solenoid volume. The muon detection system covers $|\eta| < 2.4$ with up to four layers of gas-ionization detectors installed outside the solenoid and embedded in the layers of the steel flux-return yoke.

3 Simulated data samples

A background sample of quantum chromodynamics (QCD) multijet events is produced, for the optimization of the search and qualitative comparisons with the observed data. The generation starts from the leading order (LO) QCD $2 \rightarrow 2$ processes of jet production, and includes additional jets from QCD initial- and final-state radiation within the parton shower. These background predictions are produced with the PYTHIA 8.205 program, with the CUETP8M1 tune [35, 36], using the parton distribution function (PDF) set NNPDF2.3LO [37].

The benchmark model for the resonant search is based on the aforementioned model of a diquark decaying to pairs of vector-like quarks, defined in Eq. (2). Specifically, we consider a scalar diquark resonance S which decays to two vector-like quarks χ , which each then decays to a quark and gluon pair: $S \rightarrow \chi\chi \rightarrow (ug)(ug)$. The MADGRAPH5_aMC@NLO 2.6.5 [38] generator, with additional code specifying the model [22], is used to generate these events and MADSPIN is used for the vector-like quark decay to a quark and a gluon. Events for diquark

masses between 2 and 9 TeV and for vector-like quark masses between 0.2 and 3.8 TeV are generated.

The benchmark model for the nonresonant search is the pair production of top squarks defined in Eq. (3). In the RPV SUSY model [39], the top squarks decay to d and s quarks via a three-generation coupling λ''_{312} with 100% branching fraction: $\mathcal{B}(ds) = 1$. For this model, we also use MADGRAPH5_aMC@NLO to generate events with up to one additional jet using the MLM matching procedure [40]. Samples with top squark masses between 0.5 and 3.0 TeV are used.

For both benchmark signal simulations, PYTHIA 8.205 [41] is used to produce the parton shower and the resulting final-state particles. For the diquark simulated samples the CP2 underlying event tune [35] is used with the NNPDF3.1LO PDF set [42], and for the top squark samples the CP5 tune [43] is used with the NNPDF3.1NNLO PDF set [42], a next-to next-to leading order PDF.

The simulation of the CMS detector for all samples is handled by GEANT4 [44]. All samples include the effects of pileup, additional pp interactions in the same or adjacent bunch crossings. This pileup distribution in simulation is weighted to match the one observed in data.

4 Event reconstruction and selection

A particle-flow (PF) event algorithm aims to reconstruct and identify each individual particle in an event, with an optimized combination of information from the various elements of the CMS detector [45]. Particles are classified as muons, electrons, photons, charged or neutral hadrons. To reconstruct jets from the input particles, the anti- k_T algorithm [46, 47] is used with a distance parameter of 0.4 as implemented in the FASTJET package [48]. The primary vertex (PV) is taken to be the vertex corresponding to the hardest scattering in the event, evaluated using tracking information alone, as described in Section 9.4.1 of Ref. [49]. Charged PF candidates not originating from the primary vertex are removed prior to the jet finding.

Events are selected using a two-tier trigger system [50]. Events satisfying loose jet requirements at the first-level (L1) trigger are examined by the high-level trigger (HLT) system. At L1, single-jet triggers that require at least one jet in the event to exceed a predefined transverse momentum (p_T) threshold are used. Triggers that require H_T to exceed a threshold, where H_T is the scalar sum of jet p_T for all jets in the event with $p_T > 30$ GeV and $|\eta| < 3.0$, are also used. The HLT requires $H_T > 1050$ GeV or at least one jet reconstructed with an anti- k_T distance parameter of 0.8 and $p_T > 550$ GeV.

The jet momenta and energies are corrected using calibration factors obtained from simulation, test beam results, and pp collision data at $\sqrt{s} = 13$ TeV. The methods described in Ref. [51] are used and all in-situ calibrations are obtained from the current data. Jets are required to have $p_T > 80$ GeV and $|\eta| < 2.5$. The four jets with the largest p_T are defined as the four leading jets. Jet identification criteria are applied to remove spurious jets associated with calorimeter noise, as well as those associated with muon and electron candidates that are either misreconstructed or isolated [52]. For all jets, we require that the component of the jet energy arising from neutral hadrons and the component arising from photons, are each less than 90% of the total jet energy. For jets within the fiducial tracker coverage we additionally require the jet to have nonzero charged-hadron energy, and electron and muon energies to be less than 90% and 80% of the total jet energy respectively. An event is rejected if any of the four leading jets fails these jet identification criteria.

The dijet pairs are constructed from the four leading jets. In the following definitions the sub-

scripts 1, and 2 refer to the two dijet systems: dijet 1 and dijet 2. There are three possible combinations of four jets making two dijet systems. A jet pairing algorithm is used to choose one of these three combinations to form the pair of dijets, and the jets are relabeled with indices a, b, c and d . The pairing algorithm uses the η - ϕ space separations between the jets in each dijet, ΔR_1 and ΔR_2 , given by

$$\Delta R_1 = \sqrt{(\eta_{j_a} - \eta_{j_b})^2 + (\phi_{j_a} - \phi_{j_b})^2}, \quad \Delta R_2 = \sqrt{(\eta_{j_c} - \eta_{j_d})^2 + (\phi_{j_c} - \phi_{j_d})^2}, \quad (5)$$

where indices j_a and j_b refer to jets in the first dijet system (subscript 1), and indices j_c and j_d refer to jets in the second dijet system (subscript 2). We find that the optimal pairing algorithm is the one minimizing the following measure of the η - ϕ space separations of the jets in the event:

$$\Delta R = |(\Delta R_1 - 0.8)| + |(\Delta R_2 - 0.8)|. \quad (6)$$

This pairing algorithm was first used in the search for nonresonant production of pairs of dijet resonances [21]. It is motivated by the expectation that the jets from a dijet resonance will be closer together than uncorrelated jets, minimizing the separation of the jets, while the offsets of 0.8 in Eq. (6) reduce pairings where the jets overlap in η - ϕ space.

Once the jet pairing is complete, events are selected that satisfy:

$$\Delta R_{1,2} < 2.0. \quad (7)$$

These requirements reject background from hard multijet processes produced by QCD, which does not naturally give small separations in η - ϕ space between the jets in each dijet in a four-jet event. In addition, we require the η separation of the two dijets to satisfy:

$$\Delta\eta = |\eta_1 - \eta_2| < 1.1, \quad (8)$$

which further suppresses background from QCD t -channel production compared to the signal from s -channel production. Finally, the asymmetry in dijet mass between the two dijets is required to be small,

$$\text{asymmetry} = \frac{|m_1 - m_2|}{m_1 + m_2} < 0.1, \quad (9)$$

selecting dijet pairs of approximately equal mass, a property of pairs of identical resonances, but not of the QCD background. Here, m_1 and m_2 denote the reconstructed mass of each dijet pair. Throughout the paper, the small letter m denotes reconstructed dijet and four-jet masses, and the capital letter M denotes true resonance masses.

An analysis optimization procedure was performed using Monte Carlo (MC) simulations of signals and background. In addition to the optimal pairing method that minimized ΔR in Eq. (6), we also considered a second method that minimized the asymmetry, a third utilizing both ΔR and asymmetry, a fourth minimizing the difference between ΔR_1 and ΔR_2 , a fifth minimizing the sum of the average dijet mass and the difference in dijet mass, and finally a sixth method minimizing both the average dijet mass and the difference in dijet mass. We varied the thresholds for the event selection requirements in Eqs. (5–9), and determined the expected signal significance at both low and high resonance masses, for both resonant and nonresonant signals. The optimal dijet pairing method and event selections, presented in Eqs. (6–9), are the ones that maximized the expected signal significance for the full analysis. The different jet pairings explored do not significantly affect the resonant search, whose final observable is the four-jet mass, and give similar results for the non-resonant search.

5 Analysis strategy

Natural variables for the two searches are derived from the properties of the production processes. The two dijet resonances XX have equal mass, so one-dimensional (1D) distributions of the average dijet mass $\bar{m}_{jj} = (m_1 + m_2)/2$ can be used to search for the nonresonant production of this pair. Resonant pair production, $Y \rightarrow XX$, additionally produces a localized excess in a second variable, the four-jet mass m_{4j} , clearly visible in the two-dimensional (2D) distribution of \bar{m}_{jj} vs. m_{4j} .

Figure 2 shows the 2D distribution of the observed data for m_{4j} vs. \bar{m}_{jj} . Near $m_{4j} \sim 8$ TeV and $\bar{m}_{jj} \sim 2$ TeV we observe two events, candidates for a resonant signal. For comparison, Fig. 2 also shows the 68 and 95% probability contours of the signal, respectively, from a simulation of our benchmark model of resonant pair production, for a diquark of mass 8.4 TeV and a vector-like quark mass of 2.1 TeV. The challenge in evaluating the significance of this signal, or any signal, is to understand the background. Perturbative QCD predictions of multijet production have too many theoretical uncertainties to reliably model this background. We instead use an approach that does not rely on simulation, by fitting a smooth background parameterization function to the observed data. We do this with a set of 1D distributions that span the 2D space.

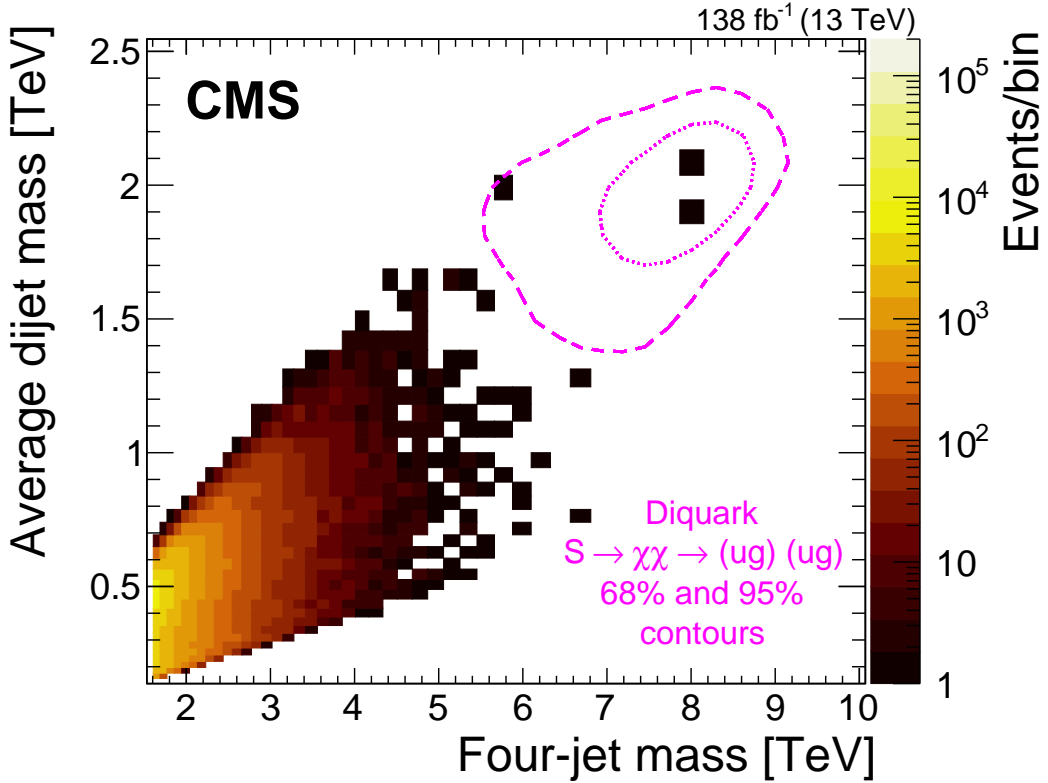


Figure 2: Numbers of events observed (color scale) within bins of the four-jet mass and the average mass of the two dijets. The dotted and dashed curves show the 68% and 95% probability contours, respectively, from a signal simulation of a diquark with a mass of 8.4 TeV, decaying to a pair of vector-like quarks, each with a mass of 2.1 TeV.

The seemingly natural approach of binning the search would be to construct the set of 1D distributions of the observed number of events as a function of m_{4j} , in bins of \bar{m}_{jj} , or vice versa. However, Fig. 2 shows that due to correlations between those two variables this approach would introduce sculpting of the distributions, which would limit the range of new particle masses we could search for. Hence, we define a new dimensionless variable, $\alpha = \bar{m}_{jj}/m_{4j}$,

which is the ratio of the two defined variables of resonant production, and a measure of the boost of the two dijet systems for both production modes. For fixed values of α , the number of events observed decreases smoothly with increasing m_{4j} , or increasing \bar{m}_{jj} . Therefore, binning in α provides a wide unbiased range of m_{4j} or \bar{m}_{jj} because the distributions are not sculpted or truncated by the boundaries. Thus α is a good variable to bin the 2D data to construct a set of unbiased 1D distributions for the data-driven search.

Figures 3 and 4 show the 2D distributions of the number of events, both observed in data and expected from a simulated signal, as a function of both α and the mass variable to be used for the 1D distributions of the search: m_{4j} for the resonant search, and \bar{m}_{jj} for the nonresonant search, respectively. The observed data for the resonant search in Fig. 3 is distributed with an approximately uniform density in α , and for each value of α there is a wide unbiased range of m_{4j} to facilitate estimation of the background.

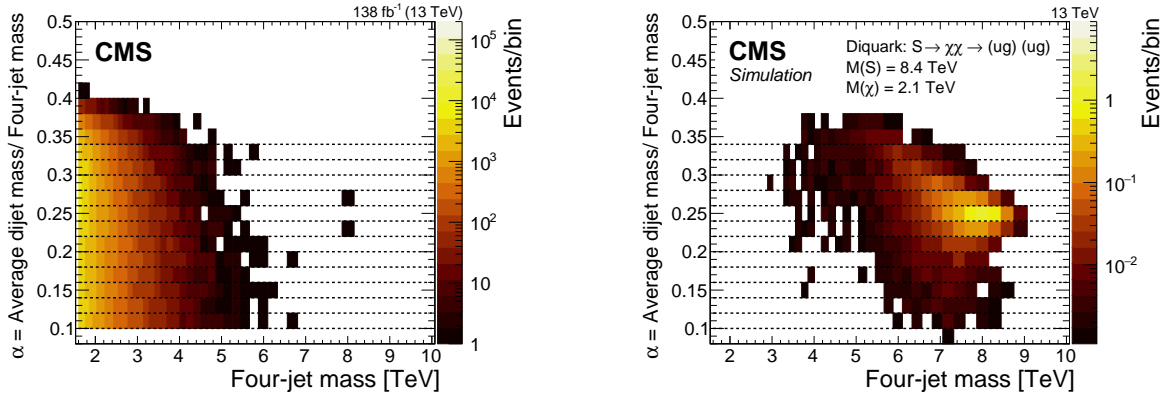


Figure 3: (Left) Numbers of events observed (color scale) within bins of the four-jet mass and the ratio α , which is the average mass of the two dijets divided by the four-jet mass. (Right) Number of events predicted in the same bins by a simulation of a diquark with a mass of 8.4 TeV, decaying to a pair of vector-like quarks, each with a mass of 2.1 TeV. Both plots also show the thirteen α bins used to define the four-jet mass distributions used in the resonant search (dashed lines).

In addition, although the dijet pairs from a nonresonant signal are not produced at a fixed value of α , using a binning in the nonresonant search exploits the signal distribution in α . As can be seen in Fig. 4, properly reconstructed signals (i.e., pairs of dijets with average masses near the generated \tilde{t} mass) tend to be produced with high α . This is especially true for higher-mass \tilde{t} pairs, and it is because the lower values of α only occur when the individual \tilde{t} s are produced with high p_T . Hence, examining the four-jet and average dijet mass distributions in bins of α is expected to significantly increase the sensitivity of both searches.

The average dijet mass and the four-jet mass are the variables used for the signal extraction in the nonresonant and resonant search respectively, as described in more detail below. We then optimize, for maximal signal significance, both the number of α bins considered and the final observable used to search for localized excesses. The resonant search consists of thirteen simultaneous 1D searches using the m_{4j} distributions within the thirteen α bins shown in Fig. 3, and similarly the nonresonant search uses the \bar{m}_{jj} distributions in the three α bins in Fig. 4. For the resonant search the lowest α value we consider is 0.1 with a bin width of 0.02, which is comparable to the reconstructed α resolution, up to an α of 0.34, and then we utilize an overflow bin for all higher α values. For the nonresonant search, the optimization yielded a bin width of 0.1, for two bins between α of 0.15 and 0.35, and again a final bin is used for higher α values.

Lastly, the searches are performed above mass thresholds for which the trigger is found to be

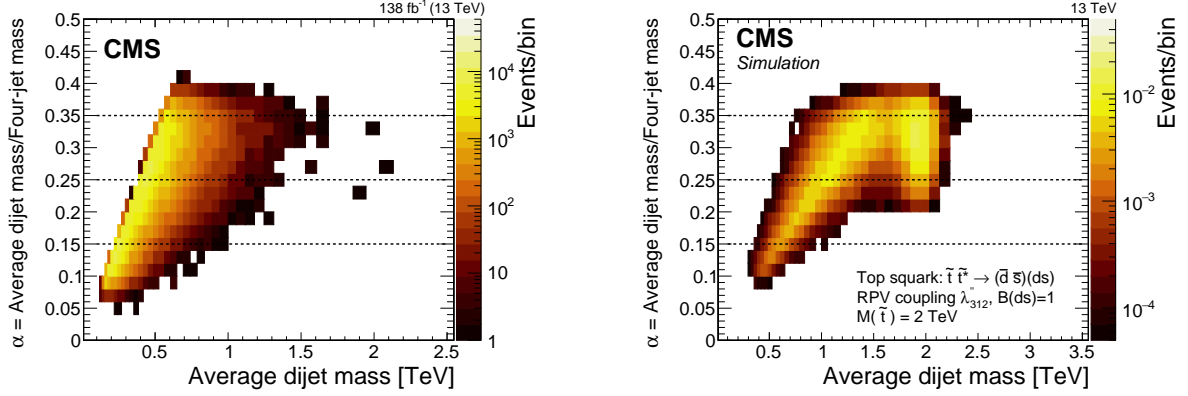


Figure 4: (Left) Numbers of events observed (color scale) within bins of the average mass of the two dijets and the ratio α of that mass to the four-jet mass. (Right) Number of events predicted in the same bins by a simulation of the production and R -parity violating decay of a pair of top squarks with a mass of 2 TeV. Both plots also show the three α bins used to define the average dijet mass distributions in the nonresonant search (dashed lines).

fully efficient. In the case of the resonant analysis, the search is performed for four-jet masses $m_{4j} > 1.6$ TeV for all α values. In the case of the nonresonant analysis, the thresholds in average dijet mass vary with α : \bar{m}_{jj} is required to be greater than 0.35, 0.53, and 0.61 TeV for the three bins with lower α edges of 0.15, 0.25, and 0.35, respectively. In Fig. 4, this requirement on \bar{m}_{jj} is removed for illustrative purposes, and the same events as in Fig. 3 are shown as a function of α and \bar{m}_{jj} .

6 Signal simulations

Figure 5 shows the shapes of signals in the resonant and nonresonant searches for various S and top squark masses, respectively, for the α bin with the largest signal present. The distributions of four-jet mass, for signals in the resonant search, peak just below the input generator mass and have a long tail to low masses from radiation. The distributions of average dijet mass, for dijet resonances in the nonresonant search, also have a peak just below the input generator mass from the correct pairings of the four jets, and an additional peak at lower masses from the incorrect pairings.

We estimate the pairing efficiency by measuring the fraction of events in which the average reconstructed dijet mass agrees with the true dijet resonance mass within a window of ± 3 sigma, where sigma is the average experimental resolution of the reconstructed dijet mass. For diquarks in the resonant search with $\alpha_{\text{true}} = 0.25$, shown in Fig. 5, the pairing efficiency is 1.0 for the single α bin $0.24 < \alpha < 0.26$. For all α bins combined, the pairing efficiency remains 1.0 at low diquark masses and decreases only a little to 0.9 at the highest diquark masses. For top squarks in the nonresonant search with $0.25 < \alpha < 0.35$, also shown in Fig. 5, the pairing efficiency is significantly lower, ranging from 0.4 at the highest top squark mass to 1.0 at the lowest mass. The pairing efficiency for the resonant search is significantly higher than for the nonresonant search, because the diquark mass kinematically constrains the possible values of average dijet mass, preventing relatively low values. The pairing is more likely to fail for these relatively low values of average dijet mass, producing a secondary peak at lower values of average dijet mass in the nonresonant search, as seen in Fig. 5.

The products of acceptance and efficiency, for signals in the resonant and nonresonant searches are shown in Fig. 6 as functions of diquark and top squark mass. The acceptance is defined

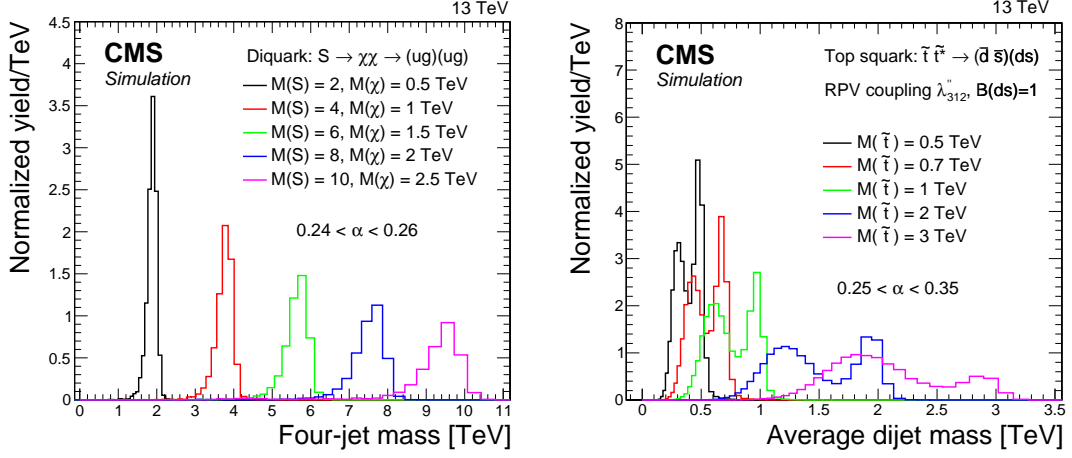


Figure 5: Signal differential distributions for the resonant search (left) as functions of four-jet mass, and the nonresonant search (right) as functions of the average mass of the two dijets, for various resonance masses, and for the α bins with the largest signal yield in each search. The integral of each distribution has been normalized to unity.

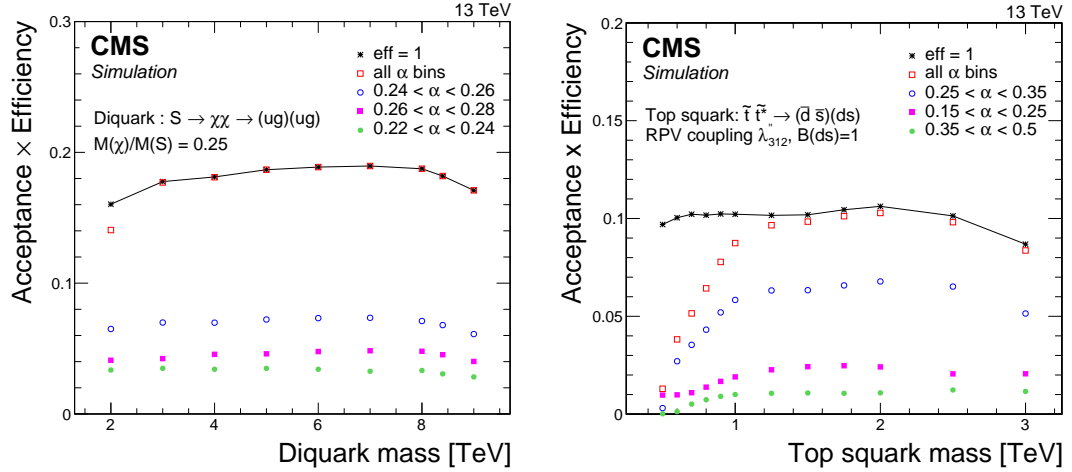


Figure 6: The products of acceptance and efficiency of a resonant signal vs. the diquark mass (left), and a nonresonant signal vs. the top squark mass (right), inclusively, i.e., for all α values, and for the three α bins that contain the majority ($\geq 85\%$) of the signal. The case when the efficiency of the mass selection is unity is also shown as a solid line.

as the fraction of events passing the kinematic selection criteria. The efficiency is the fraction of signal events satisfying the mass threshold previously discussed: four-jet mass requirement for the resonant search, dijet mass selection for the nonresonant search. Figure 6 also shows the signal acceptance alone, the curve where the efficiency is equal to 1. Cross section upper limits in this paper are quoted within this acceptance and corrected for efficiency. The highest signal acceptance for the resonant search, with $\alpha_{\text{true}} = M(X)/M(Y) = 0.25$, is naturally for the corresponding bin with $0.24 < \alpha < 0.26$. For the nonresonant search, which does not have an α_{true} or a natural value of α , the highest signal acceptance is for the bin with $0.25 < \alpha < 0.35$. The acceptance, which originates from the dijet matching and angular separation requirements of Eqs. (5–9), is approximately independent of the resonance mass in both searches. However, there is a small decrease in the acceptance at the very highest values of signal mass in Fig. 6 for both searches, which is caused by the mass asymmetry requirement. That requirement is more likely to reject events with incorrect dijet pairings, which are more frequent at high signal

masses, as previously discussed.

7 Background estimation

The background in this search is derived exclusively from data. As in previous resonance searches [3, 5–18, 53], we fit empirical functional forms to the observed multijet mass distributions. Our primary background function, which gives the best fit to the differential cross section data without including any signal component, is the modified dijet function (ModDijet-3p) given by $d\sigma/dm = p_0(1 - x^{1/3})^{p_1}/x^{p_2}$, where p_0, p_1, p_2 are free parameters. Here, $x = m/\sqrt{s}$, with m being the mass used for the search, which is the four-jet mass in the resonant search and the average dijet mass in the nonresonant search. We use two alternate background functions to estimate the systematic uncertainty in the background from variations in the functional form: the dijet function (Dijet-3p) given by $d\sigma/dm = p_0(1 - x)^{p_1}/x^{p_2}$, and the power-law times exponential function (PowExp-3p) given by $d\sigma/dm = p_0e^{-p_1x}/x^{p_2}$.

Figure 7 shows the three functional forms, fitted to examples of the observed differential cross section, as functions of four-jet mass, and the simulation of the QCD background, for three out of the thirteen α bins in the resonant search. All functions give a good fit to the data, and a similar prediction of the background to the LO QCD simulation, and none of these background estimates appear to account for the two events observed at a four-jet mass of 8 TeV. The three α bins shown in Fig. 7 contain 85% of the signal for a four-jet resonance, Y , decaying to a pair of dijet resonances, X , with $\alpha_{\text{true}} = M(X)/M(Y) = 0.25$, for which representative signal shapes are also shown in Fig. 7. Figure 8 shows the pulls from the fit with the ModDijet-3p function for all thirteen α bins, along with the χ^2 and number of degrees of freedom (NDF) of each individual fit. All the fits adequately describe the data, with individual p -value [54] ranging from 0.14 to 0.91. The combined p -value is 0.18 for a simultaneous fit of the data with the background function, including all thirteen α bins. This came from conducting a goodness-of-fit test on pseudo-experiments, utilizing a binned likelihood ratio with respect to the saturated model as the test statistic. This probability, and the pulls of the individual fits, indicate that the background model gives a good description of the data overall.

For the nonresonant search, Fig. 9 shows the data, fits, QCD background simulation, and signal shapes for all three α bins. The p -values of the background fits for the individual α bins range from 0.02 to 0.87, and the combined p -value, calculated with the same statistical procedure as in the resonant search, is 0.04. Here the low p -values originate from the large absolute values of the pulls, near an average dijet mass of roughly 1 TeV for $0.25 < \alpha < 0.35$ in Fig. 9. Similar pulls can also be seen in the corresponding α bins of Fig. 8, near a four-jet mass of roughly 3–4 TeV. Only the lowest α bin in the nonresonant search extends to sufficiently small values of average dijet mass to contain a noticeable peak for a 0.6 TeV top squark, as shown in Fig. 9. It is the only α bin sensitive to top squark masses between 0.5 and 0.6 TeV.

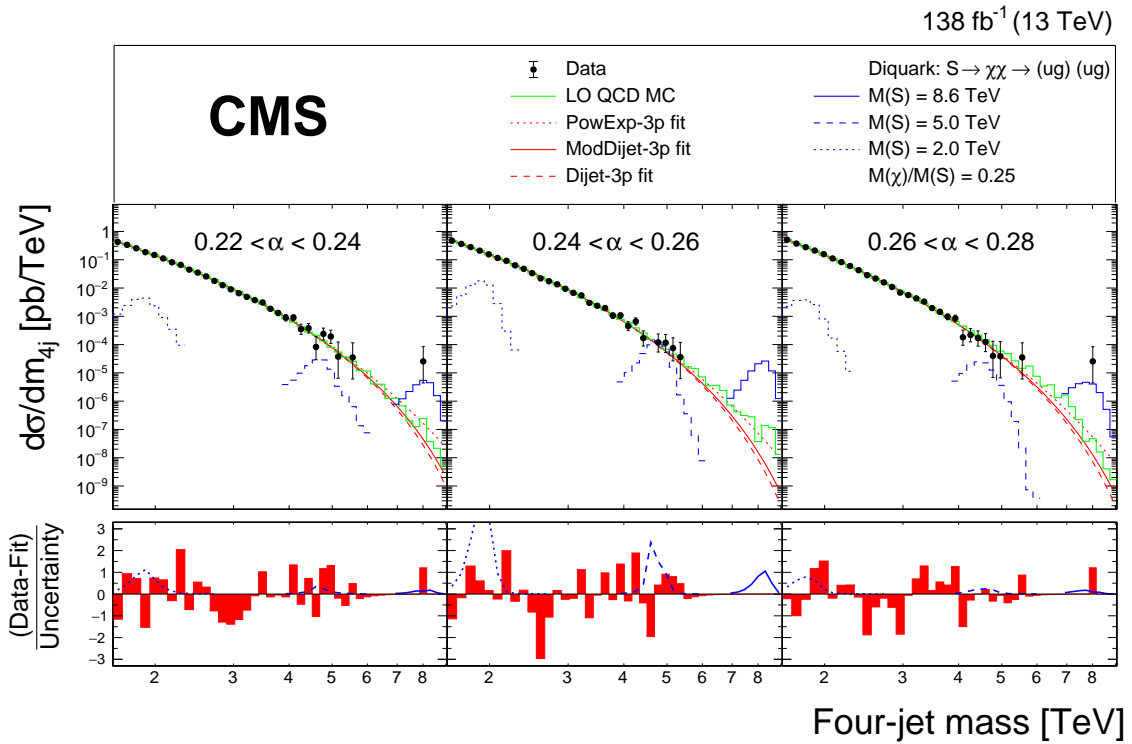


Figure 7: The four-jet mass distributions of the data (points), within three of the thirteen α bins of the resonant search, compared with the simulated LO QCD background distribution (green histogram) and fitted with three functions: a power-law times an exponential (red dotted), the dijet function (red dashed), and the modified dijet function (red solid), each function with three free parameters. Examples of predicted diquark signals are shown, with cross sections equal to the observed upper limits at 95% confidence level, for resonance masses of 2.0 (blue dotted), 5.0 (blue dashed), and 8.6 TeV (blue solid). The lower panels show the pulls from the fit of the modified dijet function to the data, calculated using the statistical uncertainty of the data.

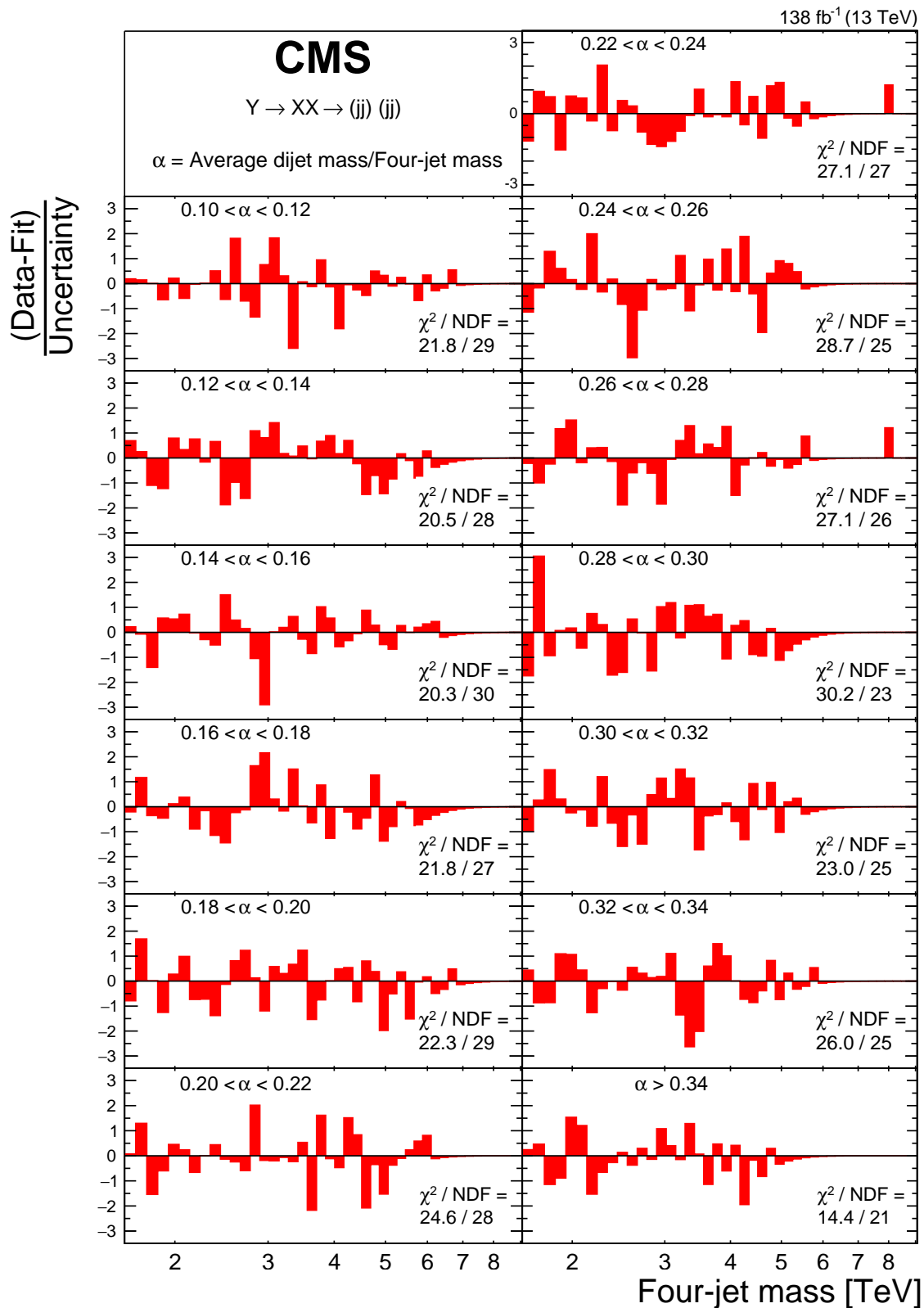


Figure 8: The pulls from the fit of the modified dijet function to the four-jet mass distribution, and the reduced chi-squared of the fit χ^2/NDF , for all thirteen α bins of the resonant search. See Fig. 7 for the distributions and fits for the $0.22 < \alpha < 0.24$, $0.24 < \alpha < 0.26$ and $0.26 < \alpha < 0.28$ bins. The pulls are calculated using the statistical uncertainty of the data.

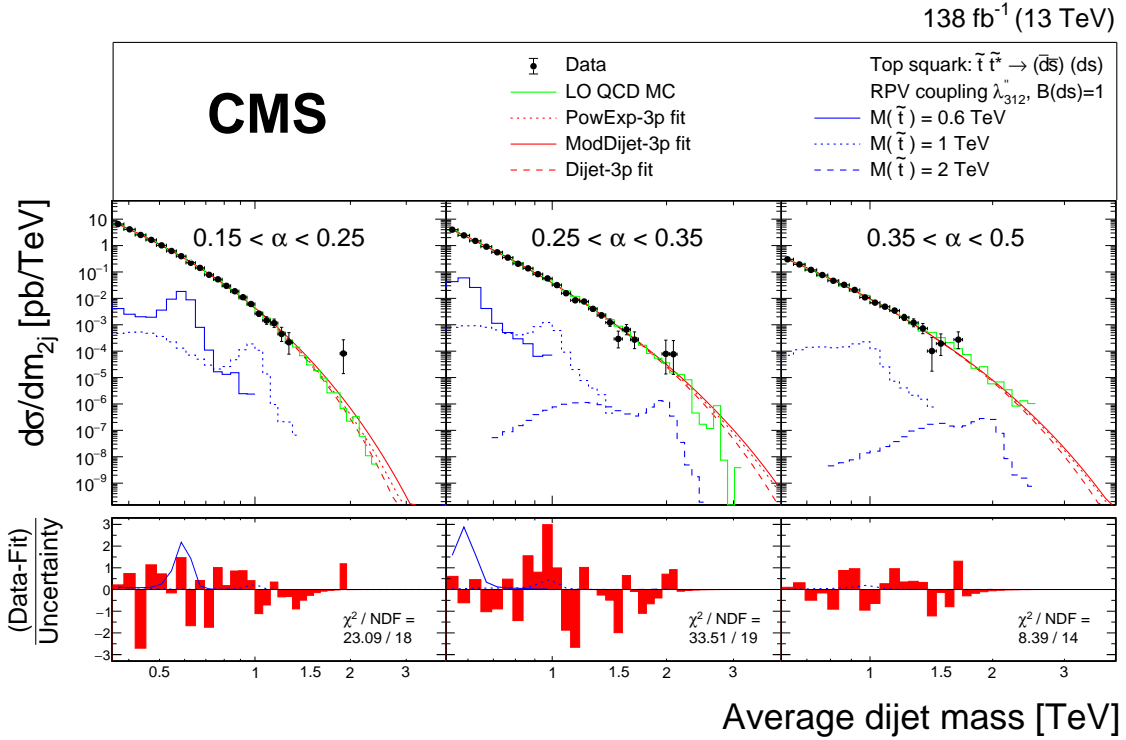


Figure 9: The average dijet mass distributions for the data (points), within the three α bins of the nonresonant search, compared with LO QCD (green histogram) and fitted with three functions: a power-law times an exponential (red dotted), the dijet function (red dashed), and the modified dijet function (red solid), each function with three free parameters. Examples of predicted top squark pair production signals are shown, with cross sections equal to the expected SUSY cross sections, for top squark masses of 0.6 (blue solid), 1.0 (blue dotted), and 2.0 TeV (blue dashed). The lower panels show the pulls from the fit of the modified dijet function to the dijet mass distribution, calculated using the statistical uncertainty of the data, the aforementioned signals, and the goodness of fit measure χ^2/NDF , for all three α bins of the nonresonant search.

8 Results

The search uses a fit of the background function plus the simulated signal shape to the data, taking into account statistical and systematic uncertainties. As discussed, the data are the four-jet mass distributions in thirteen bins of α for the resonant search, and the average dijet mass distributions in three bins of α for the nonresonant search. The fit is done simultaneously for all the bins of α within each search. The results of the search are the expected and observed upper limits on the signal cross section for all experimentally accessible values of resonance mass. For some values of resonance mass, the best fit cross section and observed statistical significance of the signal hypothesis are also of interest.

The dominant sources of systematic uncertainty in the signal modeling are the jet energy scale, the jet energy resolution, and the integrated luminosity. The uncertainties with the largest impact on the extracted signal yield are the ones relating to background, with the signal modeling related ones being negligible. The uncertainty in the jet energy scale is below 2% for all values of the four-jet and dijet masses. This uncertainty is propagated to the limits by shifting the four-jet and dijet mass shapes for the signals by $\pm 2\%$. The uncertainty in the jet energy resolution translates into an uncertainty of 10% in the resolution of the four-jet and dijet masses [51], and is propagated to the limits by observing the effect of increasing the reconstructed width of the four-jet and dijet mass shapes for the signals by 10%. The total integrated luminosity has an uncertainty of 1.6%, the improvement in precision relative to Refs. [55–57] reflects the uncorrelated time evolution of some systematic effects, and is propagated to the normalization of the signal. Changes in the background function used, and the values of the background function parameters as estimated from the fit, can introduce changes in the signal yield. All these systematic uncertainties are included in the extracted cross section, limits and significance, as discussed in the next paragraph.

For the signal extraction, we use a multibin counting-experiment likelihood, which is a product of Poisson distributions corresponding to different bins. We evaluate the likelihood independently at each value of resonance mass from 1.6 to 10 TeV in 0.1 TeV steps for the resonant search and, for the nonresonant search, in 0.025 TeV steps between 0.5 and 1.0 TeV, 0.05 TeV steps between 1.0 and 1.8 TeV, and 0.2 TeV steps between 1.8 and 3.0 TeV. These step sizes are comparable to the experimental mass resolution at the lower edge of each resonance mass interval. The sources of systematic uncertainty are implemented as nuisance parameters in the likelihood model, with Gaussian constraints for the jet energy scale and resolution, and log-normal constraints for the integrated luminosity. The main source of the uncertainty in the background modeling comes from the choice of the background function, and the range of possible values of the parameters of the background function. The parameters of the empirical functional form used to describe the background are considered as freely floating nuisances, and are evaluated via profiling. The discrete profiling method [58] is used for considering the choice of the functional form as a discrete nuisance parameter, which is profiled in an analogous way to continuous nuisance parameters.

Next, we proceed in setting limits, and estimating significances. The modified frequentist criterion [59, 60] is used to set upper limits on the signal cross sections, following the prescription described in Refs. [61, 62], using the asymptotic approximation of the test statistic. In cases where the small number of events would make this approximation less accurate, the limit and significance estimation with respect to the background-only hypothesis is performed using test-statistic distributions derived from pseudo-experiments.

Figures 10–12 show the model-independent observed and expected upper limits at 95% confidence level (CL) on $\sigma \mathcal{B}A$, which is the product of the cross section (σ), the branching fraction

(\mathcal{B}), and the acceptance (A) for the kinematic requirements. Figure 10 shows the limits on resonant production for twelve values of α_{true} , chosen at the center of each bin of α , and Fig. 11 shows the limit for $\alpha_{\text{true}} = 0.25$, for which the maximum significance is observed. All upper limits presented can be compared to the predictions of $\sigma \mathcal{B}A$ to determine mass limits on new particles. In Figs. 10 and 11 we compare these limits from the resonant search, to the predicted cross section times branching fraction for the scalar diquark model, multiplied by the acceptance in Fig. 6. For the prediction we use a next-to-leading order (NLO) calculation with NNPDF NLO 3.1 PDFs, discussed in Ref. [22], for diquark masses greater than 6 TeV. For lower diquark masses the NLO calculation is not available, so we use a MADGRAPH5_aMC@NLO calculation multiplied by a K factor of 1.47, which is the ratio of the NLO and MADGRAPH cross sections at 6 TeV. In Fig. 12, the top squark signal cross section is calculated from a simplified topology by the LHC SUSY cross section working group at NLO including next-to-leading logarithms [63, 64].

For a given model, new particles are excluded at 95% CL in mass regions where the theoretical prediction lies at or above the observed upper limit for the appropriate final state in Figs. 10–12. From Fig. 10, the 95% CL lower bound on the mass of a benchmark model of a diquark, for α_{true} values between 0.11 and 0.42, varies between 7.9 and 6.7 TeV (observed), and between 7.9 and 6.4 TeV (expected), respectively. From Fig. 11, for $\alpha_{\text{true}} = 0.25$ we exclude at 95% CL diquark masses less than 7.6 TeV (observed) and 7.8 TeV (expected). These limits are for a benchmark choice of coupling values of the diquark to pairs of up quarks, $y_{uu} = 0.4$, and to pairs of vector-like quarks, $y_\chi = 0.6$. Other choices of coupling values can yield different values for the diquark cross sections and the mass limits [22]. From Fig. 12, we exclude at 95% CL top squarks with masses between 0.50 and 0.52 TeV, and between 0.58 and 0.77 TeV (observed), and less than 0.67 TeV (expected).

The observed limits in the resonant and the nonresonant search are highly correlated, because they use the same events to search for localized excesses (bumps), though they search for different signals. Figure 12 shows that in the nonresonant search, at a dijet resonance mass of roughly 0.95 TeV, the observed limit is more than 2 standard deviations (s.d.) above the expected limit. This is the direct result of the pulls near an average dijet mass of 1 TeV for $0.25 < \alpha < 0.35$ in Fig. 9 which resulted in a low p -value for the background fit, as previously discussed. There is a correlated effect in the resonant search. In Fig. 10 we see that the observed limit is also more than 2 s.d. above the expected limit for a four-jet resonance mass between 3 and 4 TeV for $\alpha_{\text{true}} = 0.27, 0.29, \text{ and } 0.31$.

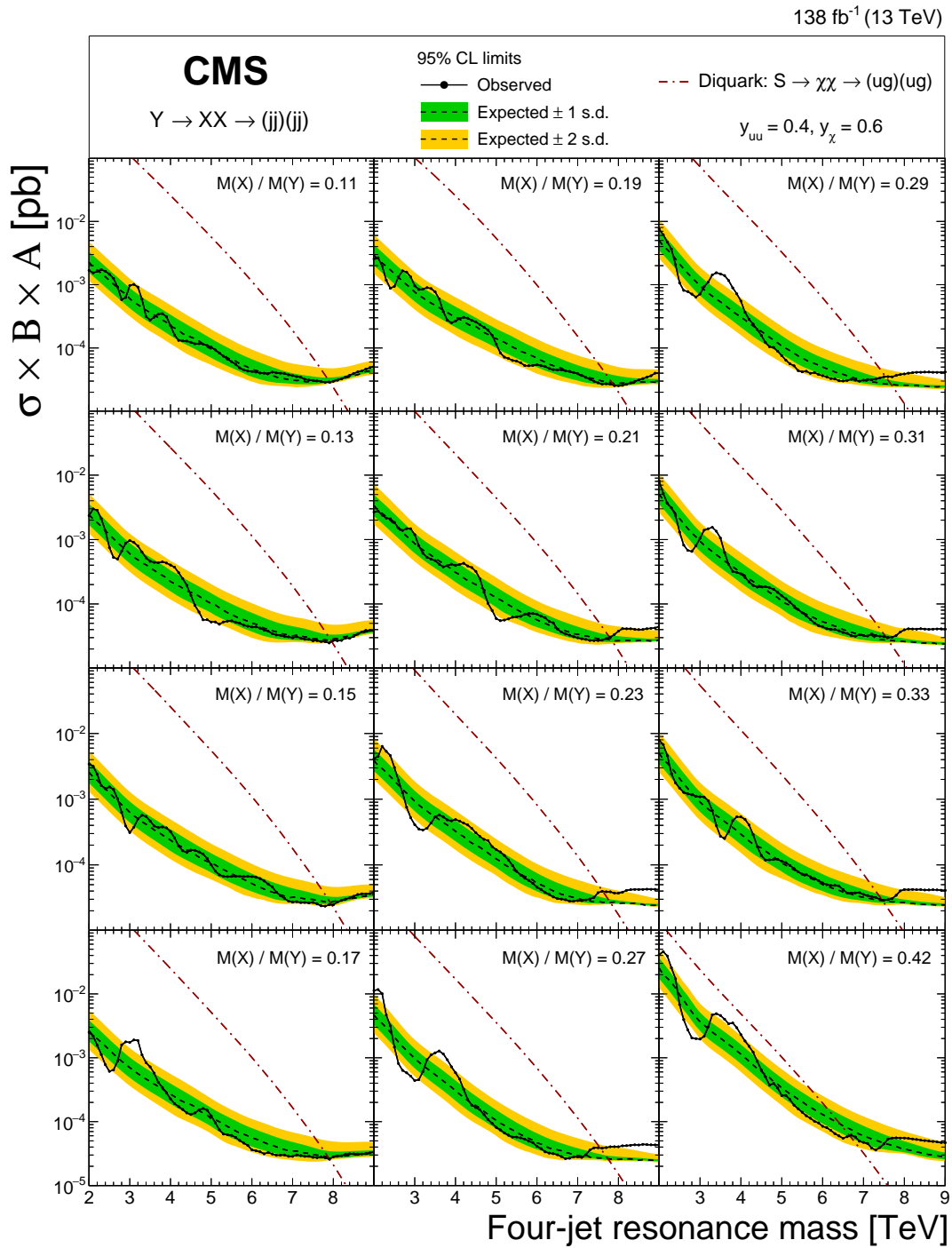


Figure 10: The observed 95% CL upper limits (black lines with points) on the product of the cross section, branching fraction, and acceptance for resonant production of paired dijet resonances decaying to a quark-gluon pair, with the values of $\alpha_{\text{true}} = M(X)/M(Y)$ shown. The corresponding expected limits (dashed lines) and their variations at the 1 and 2 standard deviation levels (shaded bands) are also shown. Limits are compared to predictions for a scalar diquark [22] (dot-dashed line) with couplings to pairs of up quarks, $y_{uu} = 0.4$, and to pairs of vector-like quarks, $y_\chi = 0.6$.

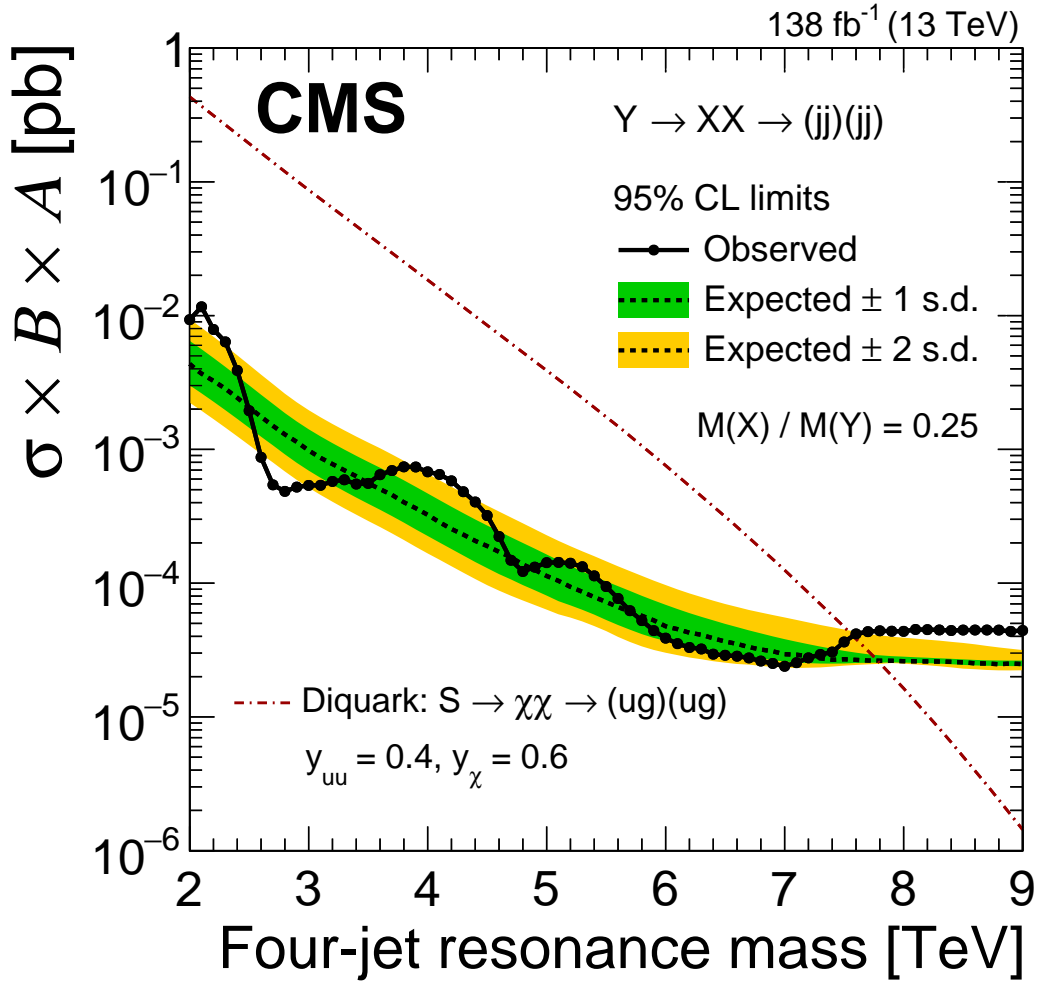


Figure 11: The observed 95% CL upper limits (black lines with points) on the product of the cross section, branching fraction, and acceptance for resonant production of paired dijet resonances decaying to a quark-gluon pair, with $\alpha_{\text{true}} = M(X)/M(Y) = 0.25$. The corresponding expected limits (dashed lines) and their variations at the 1 and 2 standard deviation levels (shaded bands) are also shown. Limits are compared to predictions for a scalar diquark [22] (dot-dashed line) with couplings to pairs of up quarks, $y_{uu} = 0.4$, and to pairs of vector-like quarks, $y_{\chi} = 0.6$.

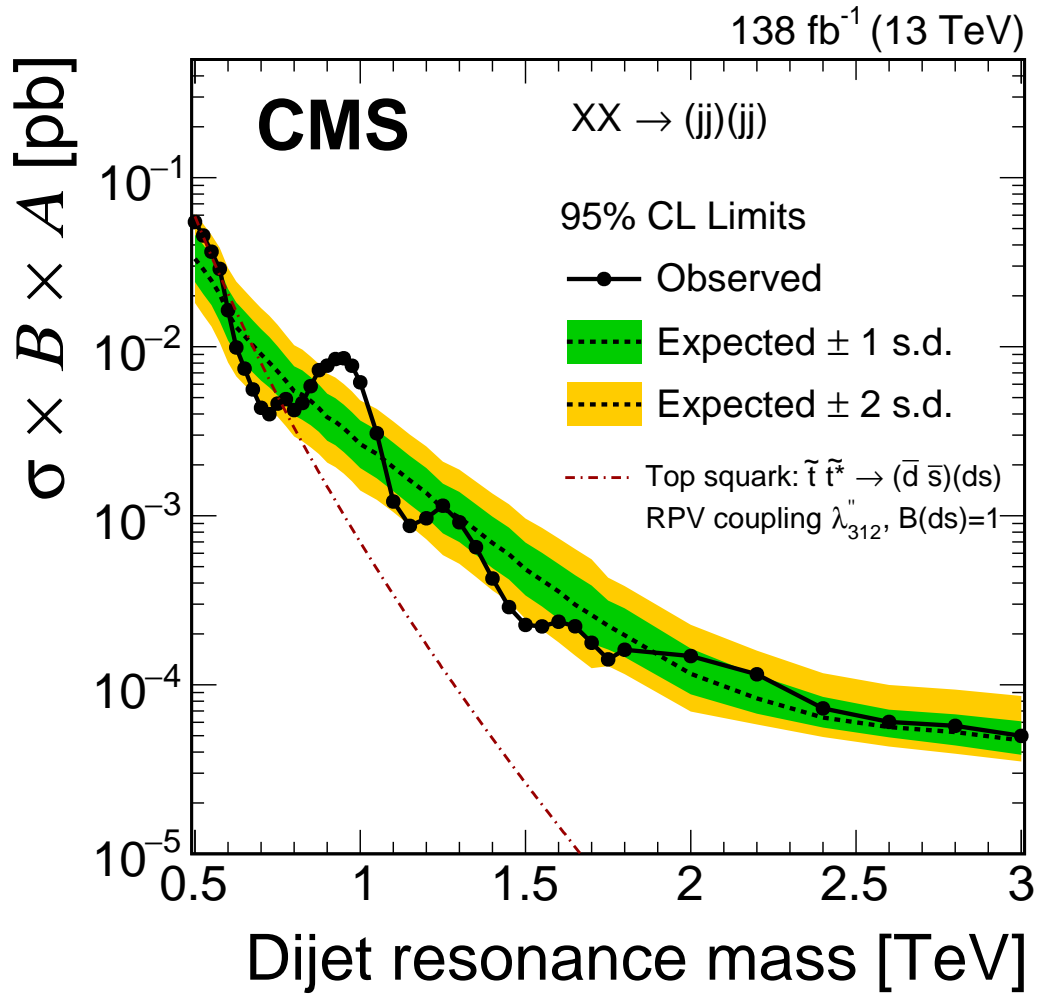


Figure 12: The observed 95% CL upper limits (black lines with points) on the product of the cross section, branching fraction, and acceptance for the nonresonant production of top squark pairs in the RPV SUSY decay scenario. The corresponding expected limits (dashed lines) and their variations at the 1 and 2 standard deviation levels (shaded bands) are also shown. Limits are compared to the top squark model cross section (dot dashed lines).

For the nonresonant search, Fig. 13 shows the local p -value as a function of dijet resonance mass. The most significant signal hypothesis occurs at a dijet resonance mass of 0.95 TeV, for which the local significance is 3.6 s.d. and the global significance is 2.5 s.d.. Here the global significance takes into account the look-elsewhere effect (LEE) [54], using pseudo-experiments to calculate the probability of the background hypothesis to produce a signal-like effect with at least the observed local significance, anywhere within the sensitive range of dijet resonance mass.

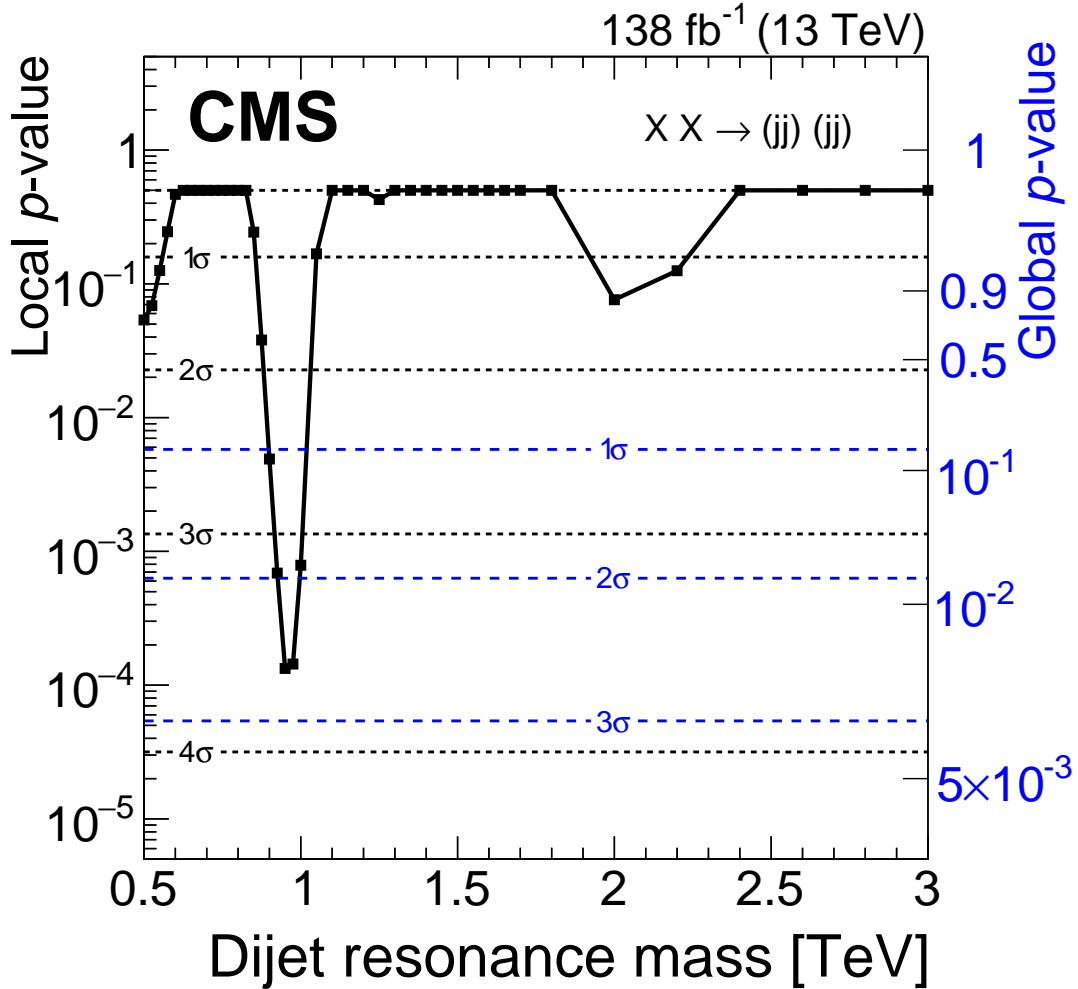


Figure 13: Observed p -values (points) for nonresonant production of a paired dijet resonance, X . The vertical scales indicate the local p -value (left axis) and the global p -value (right axis in blue) for a signal over all α bins. Also shown are corresponding levels of local significance (dashed) and global significance (blue dashed) in units of standard deviation (σ).

For the resonant search, Fig. 14 shows the local p -value as a function of four-jet resonance mass with $\alpha_{\text{true}} = 0.25$. The most significant signal hypothesis occurs at a four-jet resonance mass of 8.6 TeV and a dijet resonance mass of 2.1 TeV, for which the local and global significance are 3.9 s.d. and 1.6 s.d., respectively. Here again the global significance takes into account the LEE, using pseudo-experiments as described for the nonresonant search, but the LEE for the resonant search considers a significantly larger number of possible signals because of the 2D sensitive range of four-jet resonance mass and α_{true} . At a four-jet resonance mass of 8.6 TeV the best fit value of σBA is $(1.56^{+1.40}_{-0.87}) 10^{-5}$ pb, which corresponds to $2.1^{+2.0}_{-1.2}$ events. The second

largest local significance is 2.9 s.d., for a four-jet resonance mass of ~ 3 TeV and $\alpha_{\text{true}} = 0.17$. We note that the LEE assumes equal significance to an effect for any value of resonance mass, and the resonance width being smaller in absolute units at low masses yields higher probability for an effect within the low mass region.

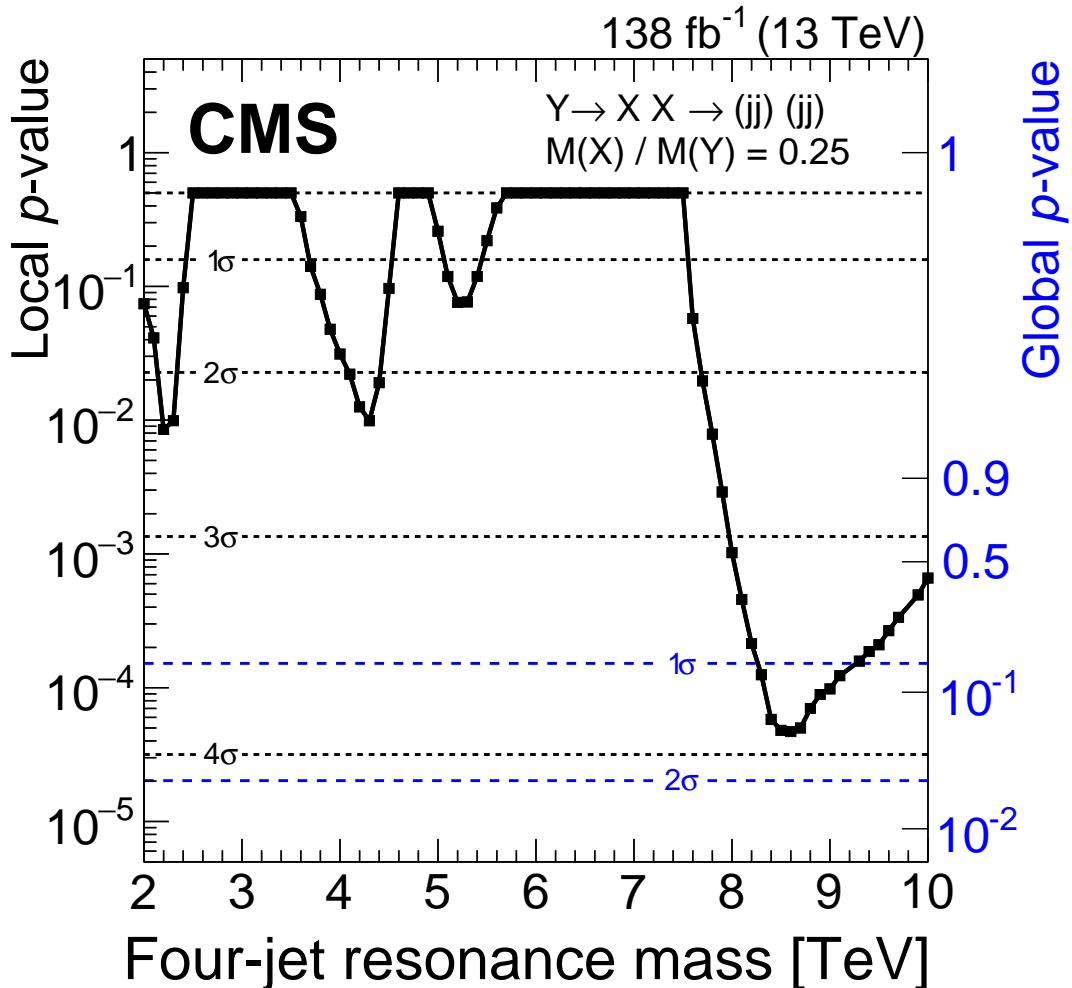


Figure 14: Observed p -values (points) for a four-jet resonance, Y , decaying to a pair of dijet resonances, X , with $\alpha_{\text{true}} = M(X)/M(Y) = 0.25$. The vertical scales indicate the local p -value (left axis) and the global p -value (right axis in blue) for a signal over all α bins. Also shown are corresponding levels of local significance (dashed) and global significance (blue dashed) in units of standard deviation (σ).

9 Candidate Events

The high local significance, and corresponding global significance, of the effect observed at 8.6 TeV is predominantly caused by the two events which we previously identified, and we discuss them in more detail here and in the next two paragraphs. They are in Fig. 2, with a four-jet mass of roughly 8 TeV and an average dijet mass of roughly 2 TeV, and in Fig. 3 with the same four-jet mass. To better visualize the comparison of this small number of events to the distributions of the rest of the events, the background, and the signal hypothesis, we show in Fig. 15 the inclusive four-jet mass distribution corresponding to the sum of all thirteen α bins. This sums the two events which appear in Fig. 7 in two separate plots corresponding to α bins with $0.22 < \alpha < 0.24$ and $0.26 < \alpha < 0.28$. In this case, the background-only fits are performed using the same functional forms, but with five parameters due to the larger event samples. These are the modified dijet function (ModDijet-5p) given by $d\sigma/dm = p_0(1 - x^{1/3})^{p_1} / (x^{p_2+p_3 \log x + p_4 \log^2 x})$, the dijet function (Dijet-5p) given by $d\sigma/dm = p_0(1 - x)^{p_1} / (x^{p_2+p_3 \log x + p_4 \log^2 x})$, and the power-law times exponential function (PowExp-5p) given by $d\sigma/dm = p_0 e^{-p_1 x - p_2 x^2 - p_3 x^3} / x^{p_4}$, where $x = m / \sqrt{s}$, with m being the four-jet mass.

The first event, shown in Fig. 16, was collected during 2017, and has a four-jet mass of 8.0 TeV, while the invariant mass of both dijet pairs is 1.9 TeV. This is the event found in the CMS search in the dijet final state [1] which provided some of the motivation for this search. The p_T of the first dijet pair, composed of jets labeled 1 and 3, is 3.5 TeV, and the second pair, consisting of jets 2 and 4, also has a p_T of 3.5 TeV. The two dijet pairs are back-to-back in azimuthal angle ($|\Delta\phi| = 3.1$), nearby in pseudorapidity ($|\Delta\eta| = 0.4$) and have a small mass asymmetry of 0.005. The two jets in each pair have a small distance with each other in the η - ϕ plane ($\Delta R_1 = 1.0$, $\Delta R_2 = 1.0$), and the p_T , η , and ϕ of each jet are shown in Fig. 16. Since the previous search [1], a recalibration of the jet energy scale caused the p_T and mass values presented for this event to increase by roughly 1%.

The second event, shown in Fig. 17, was collected during 2018, and has a four-jet mass of 7.9 TeV, while the invariant mass of the first dijet pair that includes jets 1 and 4 is 2.0 TeV, and the mass of the second pair from jets 2 and 3 is 2.1 TeV. The two dijet pairs are back-to-back in azimuthal angle ($|\Delta\phi| = 3.1$), nearby in pseudorapidity ($|\Delta\eta| = 1.06$), and have a mass asymmetry of 0.02. The ΔR_1 and ΔR_2 values between the two jets in the two dijet pairs are 1.5 and 1.3. Again, the p_T , η , and ϕ of each jet can be seen in Fig. 17.

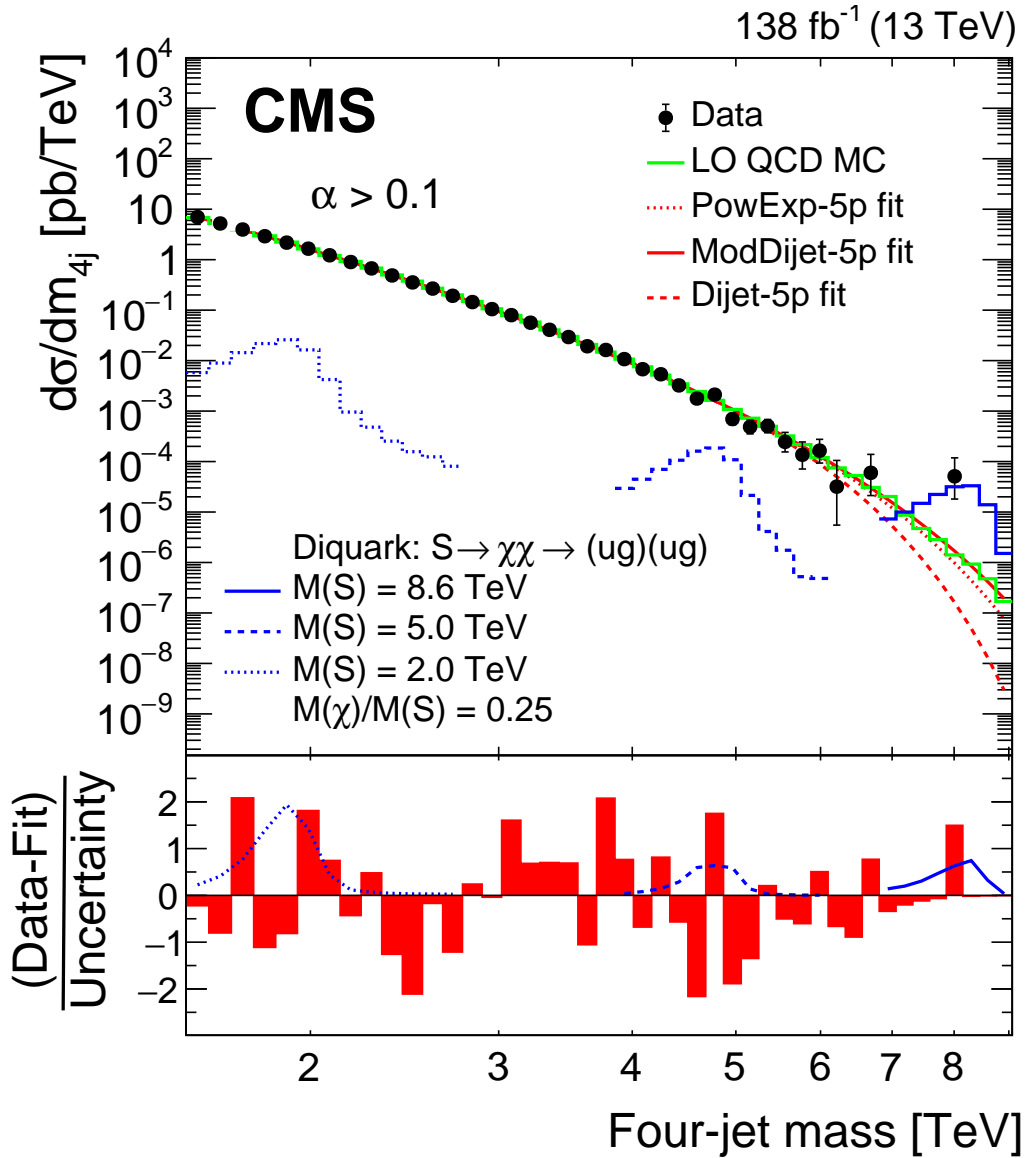


Figure 15: The four-jet mass distributions of the data (points) for all α bins together. The data are compared with an LO QCD prediction of jet production from PYTHIA 8 (green histogram) and fitted with three functions: a power-law times an exponential (red dotted), the dijet function (red dashed), and the modified dijet function (red solid), each function has five free parameters. Examples of predicted diquark signals, with cross sections equal to the observed upper limits at 95% CL, are shown for resonance masses of 2.0 (blue dotted), 5.0 (blue dashed), and 8.6 TeV (blue solid). The lower panel shows the pulls from the fit of the modified dijet function to the data.

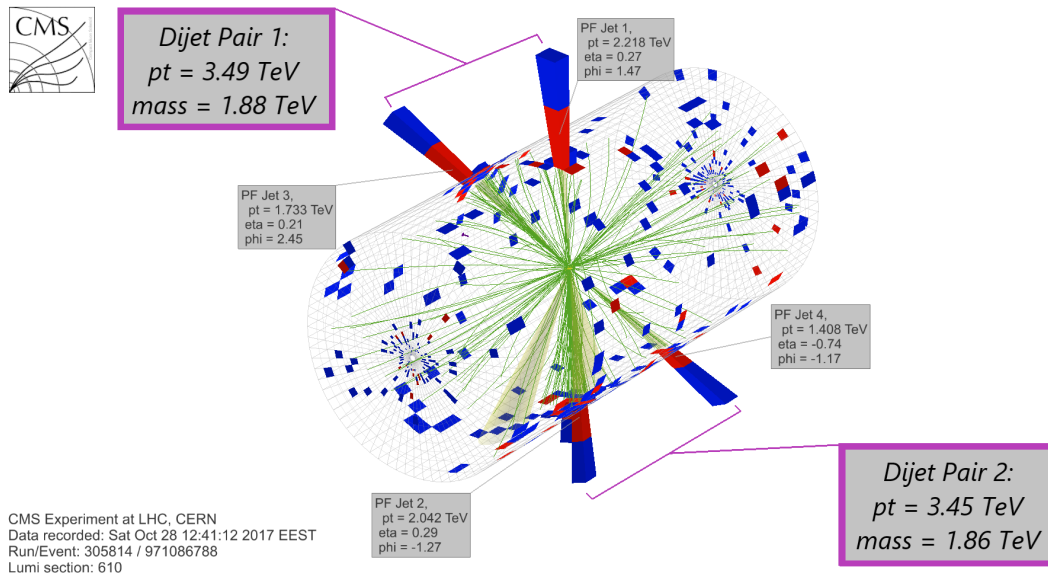


Figure 16: Three-dimensional display of the event with the highest four-jet mass of 8.0 TeV. The display shows the energy deposited in the electromagnetic (red) and hadronic (blue) calorimeters and the reconstructed tracks of charged particles (green). The grouping of the four observed jets into two dijet pairs (purple box) is discussed in the text.

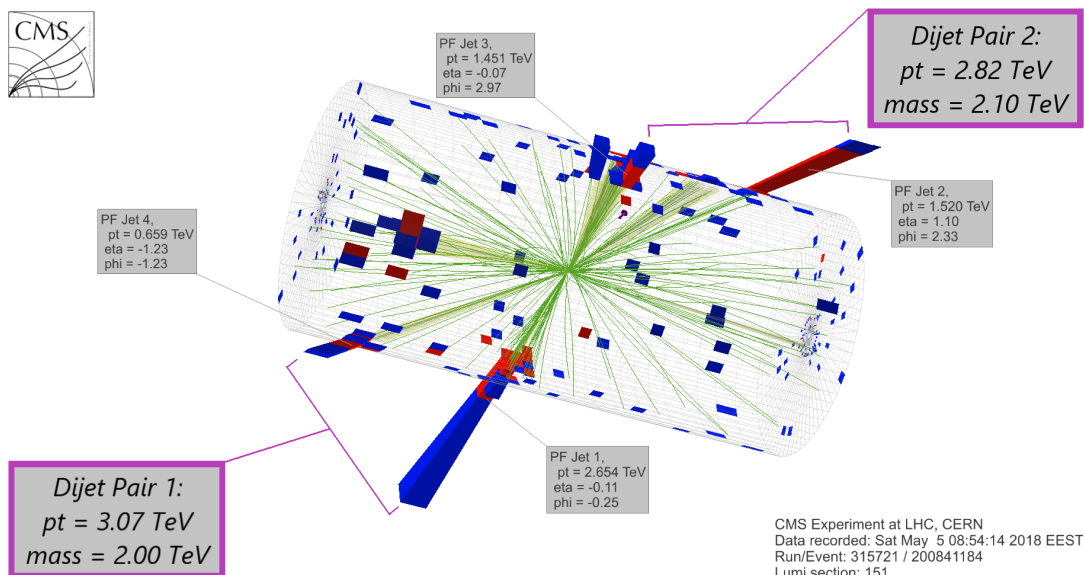


Figure 17: Three-dimensional display of the event with the second-highest four-jet mass of 7.9 TeV. The display shows the energy deposited in the electromagnetic (red) and hadronic (blue) calorimeters and the reconstructed tracks of charged particles (green). The grouping of the four observed jets into two dijet pairs (purple box) is discussed in the text.

10 Summary

A search for paired dijet resonances has been presented in final states with at least four jets, probing dijet masses above 0.35 TeV and four-jet masses above 1.6 TeV. Data from proton-proton collisions at $\sqrt{s} = 13$ TeV were used in this search, collected by the CMS experiment at the LHC, corresponding to an integrated luminosity of 138 fb^{-1} .

For the first time, a search for resonant production of pairs of dijet resonances, where a massive intermediate state leads to a four-jet resonance in the final state, has been performed. A search for pairs of equal mass dijet resonances produced by a nonresonant process has also been conducted. Empirical functions that model the background, and simulated shapes of resonance signals, are fit to the observed four-jet and dijet mass distributions. There are two events in the tails of the distributions, with a four-jet mass of 8 TeV and an average dijet mass of 2 TeV. They result in a local significance of 3.9 standard deviations and a global significance of 1.6 standard deviations, when interpreted as a signal of a four-jet resonance with mass 8.6 TeV and a dijet resonance with mass 2.15 TeV. More data are needed to establish if these events are the first hints of a signal, and LHC data with the highest possible collision energy would be very effective.

Model-independent upper limits at 95% confidence level (CL) are presented on the production cross section times branching fraction and acceptance. For resonant production, the limits are presented as a function of the four-jet resonance mass between 2 and 9 TeV, for all accessible values of the ratio of the dijet to four-jet resonance masses. For nonresonant production, the limits are presented as functions of dijet resonance mass between 0.5 and 3.0 TeV.

Limits from the resonant search are compared to a model [22] of diquarks, which decay to pairs of vector-like quarks, which in-turn decay to a quark and a gluon. Mass limits for all accessible values of the ratio of the vector-like quark to diquark masses, for a benchmark scenario where the diquark couplings to pairs of up quarks is 0.4, and the diquark couplings to pairs of vector-like quarks is 0.6 are presented. In particular, when the ratio of the vector-like quark to diquark mass is chosen to be 0.25, motivated by the two observed events discussed above, diquarks with a mass less than 7.6 TeV (observed) and 7.8 TeV (expected) are excluded at 95% CL.

Limits from the nonresonant search are compared to a model [23] of R -parity-violating supersymmetry, with pair produced top squarks decaying to down and strange quarks. Top squarks with masses between 0.50 TeV to 0.77 TeV are excluded at 95% CL, with the exception of a small interval between 0.52 and 0.58 TeV, compared with an exclusion of less than 0.67 TeV (expected), significantly extending the previous observed limit of 0.52 TeV [21]. In this case, the most significant signal hypothesis occurs at an average dijet mass of 0.95 TeV, for which the local and global significances are 3.6 and 2.5 standard deviations, respectively.

Acknowledgments

We thank Bogdan Dobrescu and Josh Isaacson for supplying the code and cross section for the diquark model and for their work developing a benchmark model specifically for this search.

We congratulate our colleagues in the CERN accelerator departments for the excellent performance of the LHC and thank the technical and administrative staffs at CERN and at other CMS institutes for their contributions to the success of the CMS effort. In addition, we gratefully acknowledge the computing centers and personnel of the Worldwide LHC Computing Grid and other centers for delivering so effectively the computing infrastructure essential to our analyses. Finally, we acknowledge the enduring support for the construction and oper-

ation of the LHC, the CMS detector, and the supporting computing infrastructure provided by the following funding agencies: BMBWF and FWF (Austria); FNRS and FWO (Belgium); CNPq, CAPES, FAPERJ, FAPERGS, and FAPESP (Brazil); MES and BNSF (Bulgaria); CERN; CAS, MoST, and NSFC (China); MINCIENCIAS (Colombia); MSES and CSF (Croatia); RIF (Cyprus); SENESCYT (Ecuador); MoER, ERC PUT and ERDF (Estonia); Academy of Finland, MEC, and HIP (Finland); CEA and CNRS/IN2P3 (France); BMBF, DFG, and HGF (Germany); GSRI (Greece); NKFIH (Hungary); DAE and DST (India); IPM (Iran); SFI (Ireland); INFN (Italy); MSIP and NRF (Republic of Korea); MES (Latvia); LAS (Lithuania); MOE and UM (Malaysia); BUAP, CINVESTAV, CONACYT, LNS, SEP, and UASLP-FAI (Mexico); MOS (Montenegro); MBIE (New Zealand); PAEC (Pakistan); MES and NSC (Poland); FCT (Portugal); MESTD (Serbia); MCIN/AEI and PCTI (Spain); MOSTR (Sri Lanka); Swiss Funding Agencies (Switzerland); MST (Taipei); MHESI and NSTDA (Thailand); TUBITAK and TENMAK (Turkey); NASU (Ukraine); STFC (United Kingdom); DOE and NSF (USA).

Individuals have received support from the Marie-Curie program and the European Research Council and Horizon 2020 Grant, contract Nos. 675440, 724704, 752730, 758316, 765710, 824093, 884104, and COST Action CA16108 (European Union); the Leventis Foundation; the Alfred P. Sloan Foundation; the Alexander von Humboldt Foundation; the Belgian Federal Science Policy Office; the Fonds pour la Formation à la Recherche dans l'Industrie et dans l'Agriculture (FRIA-Belgium); the Agentschap voor Innovatie door Wetenschap en Technologie (IWT-Belgium); the F.R.S.-FNRS and FWO (Belgium) under the "Excellence of Science – EOS" – be.h project n. 30820817; the Beijing Municipal Science & Technology Commission, No. Z191100007219010; the Ministry of Education, Youth and Sports (MEYS) of the Czech Republic; the Hellenic Foundation for Research and Innovation (HFRI), Project Number 2288 (Greece); the Deutsche Forschungsgemeinschaft (DFG), under Germany's Excellence Strategy – EXC 2121 "Quantum Universe" – 390833306, and under project number 400140256 - GRK2497; the Hungarian Academy of Sciences, the New National Excellence Program - ÚNKP, the NKFIH research grants K 124845, K 124850, K 128713, K 128786, K 129058, K 131991, K 133046, K 138136, K 143460, K 143477, 2020-2.2.1-ED-2021-00181, and TKP2021-NKTA-64 (Hungary); the Council of Science and Industrial Research, India; the Latvian Council of Science; the Ministry of Education and Science, project no. 2022/WK/14, and the National Science Center, contracts Opus 2021/41/B/ST2/01369 and 2021/43/B/ST2/01552 (Poland); the Fundação para a Ciência e a Tecnologia, grant CEECIND/01334/2018 (Portugal); the National Priorities Research Program by Qatar National Research Fund; MCIN/AEI/10.13039/501100011033, ERDF "a way of making Europe", and the Programa Estatal de Fomento de la Investigación Científica y Técnica de Excelencia María de Maeztu, grant MDM-2017-0765 and Programa Severo Ochoa del Principado de Asturias (Spain); the Chulalongkorn Academic into Its 2nd Century Project Advancement Project, and the National Science, Research and Innovation Fund via the Program Management Unit for Human Resources & Institutional Development, Research and Innovation, grant B05F650021 (Thailand); the Kavli Foundation; the Nvidia Corporation; the SuperMicro Corporation; the Welch Foundation, contract C-1845; and the Weston Havens Foundation (USA).

References

- [1] CMS Collaboration, "Search for high mass dijet resonances with a new background prediction method in proton-proton collisions at $\sqrt{s} = 13$ TeV", *JHEP* **05** (2020) 033, doi:10.1007/JHEP05(2020)033, arXiv:1911.03947.
- [2] ATLAS Collaboration, "Search for new resonances in mass distributions of jet pairs using

- 139 fb⁻¹ of pp collisions at $\sqrt{s} = 13$ TeV with the ATLAS detector”, *JHEP* **03** (2020) 145, doi:10.1007/JHEP03(2020)145, arXiv:1910.08447.
- [3] CMS Collaboration, “Search for narrow and broad dijet resonances in proton-proton collisions at $\sqrt{s} = 13$ TeV and constraints on dark matter mediators and other new particles”, *JHEP* **08** (2018) 130, doi:10.1007/JHEP08(2018)130, arXiv:1806.00843.
- [4] ATLAS Collaboration, “Search for new phenomena in dijet events using 37 fb⁻¹ of pp collision data collected at $\sqrt{s} = 13$ TeV with the ATLAS detector”, *Phys. Rev. D* **96** (2017) 052004, doi:10.1103/PhysRevD.96.052004, arXiv:1703.09127.
- [5] CMS Collaboration, “Search for dijet resonances in proton-proton collisions at $\sqrt{s} = 13$ TeV and constraints on dark matter and other models”, *Phys. Lett. B* **769** (2017) 520, doi:10.1016/j.physletb.2017.02.012, arXiv:1611.03568.
- [6] CMS Collaboration, “Search for narrow resonances decaying to dijets in proton-proton collisions at $\sqrt{s} = 13$ TeV”, *Phys. Rev. Lett.* **116** (2016) 071801, doi:10.1103/PhysRevLett.116.071801, arXiv:1512.01224.
- [7] ATLAS Collaboration, “Search for new phenomena in dijet mass and angular distributions from pp collisions at $\sqrt{s} = 13$ TeV with the ATLAS detector”, *Phys. Lett. B* **754** (2016) 302, doi:10.1016/j.physletb.2016.01.032, arXiv:1512.01530.
- [8] CMS Collaboration, “Search for narrow resonances in dijet final states at $\sqrt{s} = 8$ TeV with the novel CMS technique of data scouting”, *Phys. Rev. Lett.* **117** (2016) 031802, doi:10.1103/PhysRevLett.117.031802, arXiv:1604.08907.
- [9] CMS Collaboration, “Search for resonances and quantum black holes using dijet mass spectra in proton-proton collisions at $\sqrt{s} = 8$ TeV”, *Phys. Rev. D* **91** (2015) 052009, doi:10.1103/PhysRevD.91.052009, arXiv:1501.04198.
- [10] ATLAS Collaboration, “Search for new phenomena in the dijet mass distribution using pp collision data at $\sqrt{s} = 8$ TeV with the ATLAS detector”, *Phys. Rev. D* **91** (2015) 052007, doi:10.1103/PhysRevD.91.052007, arXiv:1407.1376.
- [11] CMS Collaboration, “Search for narrow resonances using the dijet mass spectrum in pp collisions at $\sqrt{s} = 8$ TeV”, *Phys. Rev. D* **87** (2013) 114015, doi:10.1103/PhysRevD.87.114015, arXiv:1302.4794.
- [12] CMS Collaboration, “Search for narrow resonances and quantum black holes in inclusive and b -tagged dijet mass spectra from pp collisions at $\sqrt{s} = 7$ TeV”, *JHEP* **01** (2013) 013, doi:10.1007/JHEP01(2013)013, arXiv:1210.2387.
- [13] ATLAS Collaboration, “Search for new physics in the dijet mass distribution using 1 fb⁻¹ of pp collision data at $\sqrt{s} = 7$ TeV collected by the ATLAS detector”, *Phys. Lett. B* **708** (2012) 37, doi:10.1016/j.physletb.2012.01.035, arXiv:1108.6311.
- [14] ATLAS Collaboration, “ATLAS search for new phenomena in dijet mass and angular distributions using pp collisions at $\sqrt{s} = 7$ TeV”, *JHEP* **01** (2013) 029, doi:10.1007/JHEP01(2013)029, arXiv:1210.1718.
- [15] CMS Collaboration, “Search for resonances in the dijet mass spectrum from 7 TeV pp collisions at CMS”, *Phys. Lett. B* **704** (2011) 123, doi:10.1016/j.physletb.2011.09.015, arXiv:1107.4771.

- [16] ATLAS Collaboration, “Search for new physics in dijet mass and angular distributions in pp collisions at $\sqrt{s} = 7$ TeV measured with the ATLAS detector”, *New J. Phys.* **13** (2011) 053044, doi:10.1088/1367-2630/13/5/053044, arXiv:1103.3864.
- [17] CMS Collaboration, “Search for dijet resonances in 7 TeV pp collisions at CMS”, *Phys. Rev. Lett.* **105** (2010) 211801, doi:10.1103/PhysRevLett.105.211801, arXiv:1010.0203. [Erratum doi:10.1103/PhysRevLett.106.029902].
- [18] ATLAS Collaboration, “Search for new particles in two-jet final states in 7 TeV proton-proton collisions with the ATLAS detector at the LHC”, *Phys. Rev. Lett.* **105** (2010) 161801, doi:10.1103/PhysRevLett.105.161801, arXiv:1008.2461.
- [19] R. M. Harris and K. Kousouris, “Searches for dijet resonances at hadron colliders”, *Int. J. Mod. Phys. A* **26** (2011) 5005, doi:10.1142/S0217751X11054905, arXiv:1110.5302.
- [20] ATLAS Collaboration, “Dijet resonance search with weak supervision using $\sqrt{s} = 13$ TeV pp collisions in the ATLAS detector”, *Phys. Rev. Lett.* **125** (2020) 131801, doi:10.1103/PhysRevLett.125.131801, arXiv:2005.02983.
- [21] CMS Collaboration, “Search for pair-produced resonances decaying to quark pairs in proton-proton collisions at $\sqrt{s} = 13$ TeV”, *Phys. Rev. D* **98** (2018) 112014, doi:10.1103/PhysRevD.98.112014, arXiv:1808.03124.
- [22] B. A. Dobrescu, R. M. Harris, and J. Isaacson, “Ultraheavy resonances at the LHC: beyond the QCD background”, 2018. arXiv:1810.09429.
- [23] R. Barbier et al., “R-parity violating supersymmetry”, *Phys. Rept.* **420** (2005) 1, doi:10.1016/j.physrep.2005.08.006, arXiv:hep-ph/0406039.
- [24] CMS Collaboration, “Search for pair-produced dijet resonances in four-jet final states in pp collisions at $\sqrt{s} = 7$ TeV”, *Phys. Rev. Lett.* **110** (2013) 141802, doi:10.1103/PhysRevLett.110.141802, arXiv:1302.0531.
- [25] ATLAS Collaboration, “Search for pair-produced massive coloured scalars in four-jet final states with the ATLAS detector in proton-proton collisions at $\sqrt{s} = 7$ TeV”, *Eur. Phys. J. C* **73** (2013) 2263, doi:10.1140/epjc/s10052-012-2263-z, arXiv:1210.4826.
- [26] CMS Collaboration, “Search for pair-produced resonances decaying to jet pairs in proton-proton collisions at $\sqrt{s} = 8$ TeV”, *Phys. Lett. B* **747** (2015) 98, doi:10.1016/j.physletb.2015.04.045, arXiv:1412.7706.
- [27] ATLAS Collaboration, “A search for top squarks with R-parity-violating decays to all-hadronic final states with the ATLAS detector in $\sqrt{s} = 8$ TeV proton-proton collisions”, *JHEP* **06** (2016) 067, doi:10.1007/JHEP06(2016)067, arXiv:1601.07453.
- [28] ATLAS Collaboration, “A search for pair-produced resonances in four-jet final states at $\sqrt{s} = 13$ TeV with the ATLAS detector”, *Eur. Phys. J. C* **78** (2018) 250, doi:10.1140/epjc/s10052-018-5693-4, arXiv:1710.07171.
- [29] Y. Bai and B. A. Dobrescu, “Heavy octets and tevatron signals with three or four b jets”, *JHEP* **07** (2011) 100, doi:10.1007/JHEP07(2011)100, arXiv:1012.5814.

- [30] C. Kilic, S. Schumann, and M. Son, “Searching for multijet resonances at the LHC”, *JHEP* **04** (2009) 128, doi:10.1088/1126-6708/2009/04/128, arXiv:0810.5542.
- [31] C. Kilic, T. Okui, and R. Sundrum, “Colored resonances at the Tevatron: phenomenology and discovery potential in multijets”, *JHEP* **07** (2008) 038, doi:10.1088/1126-6708/2008/07/038, arXiv:0802.2568.
- [32] K. Agashe, M. Ekhterachian, D. Kim, and D. Sathyan, “LHC Signals for KK Graviton from an Extended Warped Extra Dimension”, *JHEP* **11** (2020) 109, doi:10.1007/JHEP11(2020)109, arXiv:2008.06480.
- [33] HEPData record for this analysis, 2022. doi:10.17182/hepdata.130817.
- [34] CMS Collaboration, “The CMS experiment at the CERN LHC”, *JINST* **3** (2008) S08004, doi:10.1088/1748-0221/3/08/S08004.
- [35] CMS Collaboration, “Event generator tunes obtained from underlying event and multiparton scattering measurements”, *Eur. Phys. J. C* **76** (2016) 155, doi:10.1140/epjc/s10052-016-3988-x, arXiv:1512.00815.
- [36] P. Skands, S. Carrazza, and J. Rojo, “Tuning PYTHIA 8.1: the Monash 2013 tune”, *Eur. Phys. J. C* **74** (2014) 3024, doi:10.1140/epjc/s10052-014-3024-y, arXiv:1404.5630.
- [37] NNPDF Collaboration, “Parton distributions with LHC data”, *Nucl. Phys. B* **867** (2013) 244, doi:10.1016/j.nuclphysb.2012.10.003, arXiv:1207.1303.
- [38] J. Alwall et al., “The automated computation of tree-level and next-to-leading order differential cross sections, and their matching to parton shower simulations”, *JHEP* **07** (2014) 079, doi:10.1007/JHEP07(2014)079, arXiv:1405.0301.
- [39] J. A. Evans and Y. Kats, “LHC coverage of RPV MSSM with light stops”, *JHEP* **04** (2013) 028, doi:10.1007/JHEP04(2013)028, arXiv:1209.0764.
- [40] J. Alwall et al., “Comparative study of various algorithms for the merging of parton showers and matrix elements in hadronic collisions”, *Eur. Phys. J. C* **53** (2008) 473, doi:10.1140/epjc/s10052-007-0490-5, arXiv:0706.2569.
- [41] T. Sjöstrand et al., “An introduction to PYTHIA 8.2”, *Comput. Phys. Commun.* **191** (2015) 159, doi:10.1016/j.cpc.2015.01.024, arXiv:1410.3012.
- [42] NNPDF Collaboration, “Parton distributions for the LHC Run II”, *JHEP* **04** (2015) 040, doi:10.1007/JHEP04(2015)040, arXiv:1410.8849.
- [43] CMS Collaboration, “Extraction and validation of a new set of CMS PYTHIA8 tunes from underlying event measurements”, *Eur. Phys. J. C* **80** (2020) 4, doi:10.1140/epjc/s10052-019-7499-4.
- [44] GEANT4 Collaboration, “Geant4 — a simulation toolkit”, *Nucl. Instr. Meth. A* **506** (2003) 250, doi:10.1016/S0168-9002(03)01368-8.
- [45] CMS Collaboration, “Particle-flow reconstruction and global event description with the CMS detector”, *JINST* **12** (2017) P10003, doi:10.1088/1748-0221/12/10/P10003, arXiv:1706.04965.

-
- [46] M. Cacciari and G. P. Salam, “Dispelling the N^3 myth for the k_t jet-finder”, *Phys. Lett. B* **641** (2006) 57, doi:10.1016/j.physletb.2006.08.037, arXiv:hep-ph/0512210.
- [47] M. Cacciari, G. P. Salam, and G. Soyez, “The anti- k_T jet clustering algorithm”, *JHEP* **04** (2008) 063, doi:10.1088/1126-6708/2008/04/063, arXiv:0802.1189.
- [48] M. Cacciari, G. P. Salam, and G. Soyez, “FastJet user manual”, *Eur. Phys. J. C* **72** (2012) 1896, doi:10.1140/epjc/s10052-012-1896-2, arXiv:1111.6097.
- [49] CMS Collaboration, “Technical proposal for the Phase-II upgrade of the Compact Muon Solenoid”, CMS Technical Proposal CERN-LHCC-2015-010, CMS-TDR-15-02, 2015.
- [50] CMS Collaboration, “The CMS trigger system”, *JINST* **12** (2017) P01020, doi:10.1088/1748-0221/12/01/P01020, arXiv:1609.02366.
- [51] CMS Collaboration, “Jet energy scale and resolution in the CMS experiment in pp collisions at 8 TeV”, *JINST* **12** (2017) P02014, doi:10.1088/1748-0221/12/02/P02014, arXiv:1607.03663.
- [52] CMS Collaboration, “Jet algorithms performance in 13 TeV data”, CMS Physics Analysis Summary CMS-PAS-JME-16-003, CERN, Geneva, 2017.
- [53] CDF Collaboration, “Search for new particles decaying into dijets in proton-antiproton collisions at $\sqrt{s} = 1.96$ TeV”, *Phys. Rev. D* **79** (2009) 112002, doi:10.1103/PhysRevD.79.112002, arXiv:0812.4036.
- [54] E. Gross and O. Vitells, “Trial factors for the look elsewhere effect in high energy physics”, *Eur. Phys. J. C* **70** (2010) 525, doi:10.1140/epjc/s10052-010-1470-8.
- [55] CMS Collaboration, “Precision luminosity measurement in proton-proton collisions at $\sqrt{s} = 13$ TeV in 2015 and 2016 at CMS”, *Eur. Phys. J. C* **81** (2021) 880, doi:10.1140/epjc/s10052-021-09538-2, arXiv:2104.01927.
- [56] CMS Collaboration, “CMS luminosity measurements for the 2017 data-taking period”, CMS Physics Analysis Summary CMS-PAS-LUM-17-004, 2017.
- [57] CMS Collaboration, “CMS luminosity measurements for the 2018 data-taking period”, CMS Physics Analysis Summary CMS-PAS-LUM-18-002, 2017.
- [58] P. D. Dauncey, M. Kenzie, N. Wardle, and G. J. Davies, “Handling uncertainties in background shapes: the discrete profiling method”, *JINST* **10** (2015) P04015, doi:10.1088/1748-0221/10/04/P04015, arXiv:1408.6865.
- [59] T. Junk, “Confidence level computation for combining searches with small statistics”, *Nucl. Instr. Meth. A* **434** (1999) 435, doi:10.1016/S0168-9002(99)00498-2, arXiv:hep-ex/9902006.
- [60] A. L. Read, “Presentation of search results: the CL_s technique”, *J. Phys. G* **28** (2002) 2693, doi:10.1088/0954-3899/28/10/313.
- [61] ATLAS and CMS Collaborations, and LHC Higgs Combination Group, “Procedure for the LHC Higgs boson search combination in summer 2011”, Technical Report CMS-NOTE-2011-005, ATL-PHYS-PUB-2011-11, CERN, 2011.



















- [62] G. Cowan, K. Cranmer, E. Gross, and O. Vitells, “Asymptotic formulae for likelihood-based tests of new physics”, *Eur. Phys. J. C* **71** (2011) 1554, doi:10.1140/epjc/s10052-011-1554-0. [Erratum: doi:10.1140/epjc/s10052-013-2501-z].
- [63] C. Borschensky et al., “Squark and gluino production cross sections in pp collisions at $\sqrt{s} = 13, 14, 33$ and 100 TeV”, *Eur. Phys. J. C* **74** (2014) 3174, doi:10.1140/epjc/s10052-014-3174-y, arXiv:1407.5066.
- [64] W. Beenakker et al., “NLO+NLL squark and gluino production cross-sections with threshold-improved parton distributions”, *Eur. Phys. J. C* **76** (2016) 53, doi:10.1140/epjc/s10052-016-3892-4, arXiv:1510.00375.

A The CMS Collaboration



Yerevan Physics Institute, Yerevan, Armenia

A. Tumasyan¹ 













Institut für Hochenergiephysik, Vienna, Austria

W. Adam , J.W. Andrejkovic, T. Bergauer , S. Chatterjee , K. Damanakis , M. Dragicevic , A. Escalante Del Valle , P.S. Hussain , M. Jeitler² , N. Krammer , L. Lechner , D. Liko , I. Mikulec , P. Paulitsch, F.M. Pitters, J. Schieck² , R. Schöfbeck , D. Schwarz , S. Templ , W. Waltenberger , C.-E. Wulz² 

Universiteit Antwerpen, Antwerpen, Belgium

M.R. Darwish³ , T. Janssen , T. Kello⁴, H. Rejeb Sfar, P. Van Mechelen 










Vrije Universiteit Brussel, Brussel, Belgium

E.S. Bols , J. D'Hondt , A. De Moor , M. Delcourt , H. El Faham , S. Lowette , S. Moortgat , A. Morton , D. Müller , A.R. Sahasransu , S. Tavernier , W. Van Doninck, D. Vannerom 









Université Libre de Bruxelles, Bruxelles, Belgium

B. Clerbaux , G. De Lentdecker , L. Favart , J. Jaramillo , K. Lee , M. Mahdavi-khorami , I. Makarenko , A. Malara , S. Paredes , L. Pétré , N. Postiau, E. Starling , L. Thomas , M. Vanden Bemden, C. Vander Velde , P. Vanlaer 






Ghent University, Ghent, Belgium

D. Dobur , J. Knolle , L. Lambrecht , G. Mestdach, M. Niedziela , C. Rendón, C. Roskas , A. Samalan, K. Skovpen , M. Tytgat , N. Van Den Bossche , B. Vermassen, L. Wezenbeek 






















Université Catholique de Louvain, Louvain-la-Neuve, Belgium

A. Benecke , A. Bethani , G. Bruno , F. Bury , C. Caputo , P. David , C. Delaere , I.S. Donertas , A. Giammanco , K. Jaffel , Sa. Jain , V. Lemaître, K. Mondal , J. Prisciandaro, A. Taliervo , T.T. Tran , P. Vischia , S. Wertz 








Centro Brasileiro de Pesquisas Físicas, Rio de Janeiro, Brazil

G.A. Alves , E. Coelho , C. Hensel , A. Moraes , P. Rebello Teles 

Universidade do Estado do Rio de Janeiro, Rio de Janeiro, Brazil

W.L. Aldá Júnior , M. Alves Gallo Pereira , M. Barroso Ferreira Filho , H. Brandao Malbouisson , W. Carvalho , J. Chinellato⁵, E.M. Da Costa , G.G. Da Silveira⁶ , D. De Jesus Damiao , V. Dos Santos Sousa , S. Fonseca De Souza , J. Martins⁷ , C. Mora Herrera , K. Mota Amarilo , L. Mundim , H. Nogima , A. Santoro , S.M. Silva Do Amaral , A. Sznajder , M. Thiel , F. Torres Da Silva De Araujo⁸ , A. Vilela Pereira 







Universidade Estadual Paulista, Universidade Federal do ABC, São Paulo, Brazil

C.A. Bernardes⁶ , L. Calligaris , T.R. Fernandez Perez Tomei , E.M. Gregores , P.G. Mercadante , S.F. Novaes , Sandra S. Padula 

Institute for Nuclear Research and Nuclear Energy, Bulgarian Academy of Sciences, Sofia, Bulgaria

A. Aleksandrov , G. Antchev , R. Hadjiiska , P. Iaydjiev , M. Misheva , M. Rodozov, M. Shopova , G. Sultanov 





University of Sofia, Sofia, Bulgaria

A. Dimitrov , T. Ivanov , L. Litov , B. Pavlov , P. Petkov , A. Petrov, E. Shumka 

Beihang University, Beijing, China

T. Cheng , T. Javaid⁹ , M. Mittal , L. Yuan 










Department of Physics, Tsinghua University, Beijing, China

M. Ahmad , G. Bauer¹⁰, Z. Hu , S. Lezki , K. Yi^{10,11} 

Institute of High Energy Physics, Beijing, China

G.M. Chen⁹ , H.S. Chen⁹ , M. Chen⁹ , F. Iemmi , C.H. Jiang, A. Kapoor , H. Liao , Z.-A. Liu¹² , V. Milosevic , F. Monti , R. Sharma , J. Tao , J. Thomas-Wilsker , J. Wang , H. Zhang , J. Zhao 

State Key Laboratory of Nuclear Physics and Technology, Peking University, Beijing, China

A. Agapitos , Y. An , Y. Ban , C. Chen, A. Levin , Q. Li , X. Lyu, Y. Mao, S.J. Qian , X. Sun , D. Wang , J. Xiao , H. Yang

Sun Yat-Sen University, Guangzhou, China

J. Li, M. Lu , Z. You 





Institute of Modern Physics and Key Laboratory of Nuclear Physics and Ion-beam Application (MOE) - Fudan University, Shanghai, China

X. Gao⁴ , D. Leggat, H. Okawa , Y. Zhang 





Zhejiang University, Hangzhou, Zhejiang, China

Z. Lin , C. Lu , M. Xiao 

Universidad de Los Andes, Bogota, Colombia

C. Avila , D.A. Barbosa Trujillo, A. Cabrera , C. Florez , J. Fraga 

Universidad de Antioquia, Medellin, Colombia

J. Mejia Guisao , F. Ramirez , M. Rodriguez , J.D. Ruiz Alvarez 

University of Split, Faculty of Electrical Engineering, Mechanical Engineering and Naval Architecture, Split, Croatia

D. Giljanovic , N. Godinovic , D. Lelas , I. Puljak 










University of Split, Faculty of Science, Split, Croatia

Z. Antunovic, M. Kovac , T. Sculac 




Institute Rudjer Boskovic, Zagreb, Croatia

V. Brigljevic , B.K. Chitroda , D. Ferencek , D. Majumder , M. Roguljic , A. Starodumov¹³ , T. Susa 

University of Cyprus, Nicosia, Cyprus

A. Attikis , K. Christoforou , G. Kole , M. Kolosova , S. Konstantinou , J. Mousa , C. Nicolaou, F. Ptochos , P.A. Razis , H. Rykaczewski, H. Saka 


Charles University, Prague, Czech Republic

M. Finger¹³ , M. Finger Jr.¹³ , A. Kveton 
































































































Escuela Politecnica Nacional, Quito, Ecuador


















E. Ayala 

Universidad San Francisco de Quito, Quito, Ecuador










E. Carrera Jarrin 

Academy of Scientific Research and Technology of the Arab Republic of Egypt, Egyptian


Network of High Energy Physics, Cairo, EgyptS. Elgammal¹⁴, A. Ellithi Kamel¹⁵**Center for High Energy Physics (CHEP-FU), Fayoum University, El-Fayoum, Egypt**M.A. Mahmoud , Y. Mohammed **National Institute of Chemical Physics and Biophysics, Tallinn, Estonia**S. Bhowmik , R.K. Dewanjee , K. Ehataht , M. Kadastik, S. Nandan , C. Nielsen , J. Pata , M. Raidal , L. Tani , C. Veelken **Department of Physics, University of Helsinki, Helsinki, Finland**P. Eerola , H. Kirschenmann , K. Osterberg , M. Voutilainen **Helsinki Institute of Physics, Helsinki, Finland**S. Bharthuar , E. Brücken , F. Garcia , J. Havukainen , M.S. Kim , R. Kinnunen, T. Lampén , K. Lassila-Perini , S. Lehti , T. Lindén , M. Lotti, L. Martikainen , M. Myllymäki , J. Ott , M.m. Rantanen , H. Siikonen , E. Tuominen , J. Tuominiemi **Lappeenranta-Lahti University of Technology, Lappeenranta, Finland**P. Luukka , H. Petrow , T. Tuuva**IRFU, CEA, Université Paris-Saclay, Gif-sur-Yvette, France**C. Amendola , M. Besancon , F. Couderc , M. Dejardin , D. Denegri, J.L. Faure, F. Ferri , S. Ganjour , P. Gras , G. Hamel de Monchenault , P. Jarry , V. Lohezic , J. Malcles , J. Rander, A. Rosowsky , M.Ö. Sahin , A. Savoy-Navarro¹⁶ , P. Simkina , M. Titov **Laboratoire Leprince-Ringuet, CNRS/IN2P3, Ecole Polytechnique, Institut Polytechnique de Paris, Palaiseau, France**C. Baldenegro Barrera , F. Beaudette , A. Buchot Perraguin , P. Busson , A. Cappati , C. Charlot , O. Davignon , B. Diab , G. Falmagne , B.A. Fontana Santos Alves , S. Ghosh , R. Granier de Cassagnac , A. Hakimi , B. Harikrishnan , J. Motta , M. Nguyen , C. Ochando , L. Portales , J. Rembser , R. Salerno , U. Sarkar , J.B. Sauvan , Y. Sirois , A. Tarabini , E. Vernazza , A. Zabi , A. Zghiche **Université de Strasbourg, CNRS, IPHC UMR 7178, Strasbourg, France**J.-L. Agram¹⁷ , J. Andrea , D. Apparú , D. Bloch , G. Bourgatte , J.-M. Brom , E.C. Chabert , C. Collard , D. Darej, U. Goerlach , C. Grimault, A.-C. Le Bihan , P. Van Hove **Institut de Physique des 2 Infinis de Lyon (IP2I), Villeurbanne, France**S. Beauceron , C. Bernet , G. Boudoul , C. Camen, A. Carle, N. Chanon , J. Choi , D. Contardo , P. Depasse , C. Dozen¹⁸ , H. El Mamouni, J. Fay , S. Gascon , M. Gouzevitch , G. Grenier , B. Ille , I.B. Laktineh, M. Lethuillier , L. Mirabito, S. Perries, K. Shchablo, V. Sordini , L. Torterotot , M. Vander Donckt , P. Verdier , S. Viret**Georgian Technical University, Tbilisi, Georgia**D. Chokheli , I. Lomidze , Z. Tsamalaidze¹³ **RWTH Aachen University, I. Physikalisches Institut, Aachen, Germany**V. Botta , L. Feld , K. Klein , M. Lipinski , D. Meuser , A. Pauls , N. Röwert , M. Teroerde **RWTH Aachen University, III. Physikalisches Institut A, Aachen, Germany**S. Diekmann , A. Dodonova , N. Eich , D. Eliseev , M. Erdmann , P. Fackeldey 

B. Fischer , T. Hebbeker , K. Hoepfner , F. Ivone , M.y. Lee , L. Mastrolorenzo, M. Merschmeyer , A. Meyer , S. Mondal , S. Mukherjee , D. Noll , A. Novak , F. Nowotny, A. Pozdnyakov , Y. Rath, W. Redjeb , H. Reithler , A. Schmidt , S.C. Schuler, A. Sharma , L. Vigilante, S. Wiedenbeck , S. Zaleski

RWTH Aachen University, III. Physikalisches Institut B, Aachen, Germany

C. Dziwok , G. Flügge , W. Haj Ahmad¹⁹ , O. Hlushchenko, T. Kress , A. Nowack , O. Pooth , A. Stahl²⁰ , T. Ziemons , A. Zotz 
































Deutsches Elektronen-Synchrotron, Hamburg, Germany

H. Aarup Petersen , M. Aldaya Martin , P. Asmuss, S. Baxter , M. Bayatmakou , O. Behnke , A. Bermúdez Martínez , S. Bhattacharya , A.A. Bin Anuar , F. Blekman²¹ , K. Borras²² , D. Brunner , A. Campbell , A. Cardini , C. Cheng, F. Colombina, S. Consuegra Rodríguez , G. Correia Silva , M. De Silva , L. Didukh , G. Eckerlin, D. Eckstein , L.I. Estevez Banos , O. Filatov , E. Gallo²¹ , A. Geiser , A. Giraldi , G. Greau, A. Grohsjean , V. Guglielmi , M. Guthoff , A. Jafari²³ , N.Z. Jomhari , B. Kaech , A. Kasem²² , M. Kasemann , H. Kaveh , C. Kleinwort , R. Kogler , M. Komm , D. Krücker , W. Lange, D. Leyva Pernia , K. Lipka , W. Lohmann²⁴ , R. Mankel , I.-A. Melzer-Pellmann , M. Mendizabal Morentin , J. Metwally, A.B. Meyer , G. Milella , M. Mormile , A. Mussgiller , A. Nürnberg , Y. Otariid, D. Pérez Adán , A. Raspereza , B. Ribeiro Lopes , J. Rübenach, A. Saggio , A. Saibel , M. Savitskyi , M. Scham^{25,22} , V. Scheurer, S. Schnake²² , P. Schütze , C. Schwanenberger²¹ , M. Shchedrolosiev , R.E. Sosa Ricardo , D. Stafford, N. Tonon[†] , M. Van De Klundert , F. Vazzoler , A. Ventura Barroso , R. Walsh , D. Walter , Q. Wang , Y. Wen , K. Wichmann, L. Wiens²² , C. Wissing , S. Wuchterl , Y. Yang , A. Zimmermann Castro Santos 

University of Hamburg, Hamburg, Germany

R. Aggleton, A. Albrecht , S. Albrecht , M. Antonello , S. Bein , L. Benato , M. Bonanomi , P. Connor , K. De Leo , M. Eich, K. El Morabit , F. Feindt, A. Fröhlich, C. Garbers , E. Garutti , M. Hajheidari, J. Haller , A. Hinzmann , H.R. Jabusch , G. Kasieczka , R. Klanner , W. Korcari , T. Kramer , V. Kutzner , J. Lange , T. Lange , A. Lobanov , C. Matthies , A. Mehta , L. Moureaux , M. Mrowietz, A. Nigamova , Y. Nissan, A. Paasch , K.J. Pena Rodriguez , M. Rieger , O. Rieger, P. Schleper , M. Schröder , J. Schwandt , H. Stadie , G. Steinbrück , A. Tews, M. Wolf 










Karlsruher Institut fuer Technologie, Karlsruhe, Germany

J. Bechtel , S. Brommer , M. Burkart, E. Butz , R. Caspart , T. Chwalek , A. Dierlamm , A. Droll, N. Faltermann , M. Giffels , J.O. Gosewisch, A. Gottmann , F. Hartmann²⁰ , C. Heidecker, M. Horzela , U. Husemann , P. Keicher, M. Klute , R. Koppenhöfer , S. Maier , S. Mitra , Th. Müller , M. Neukum, G. Quast , K. Rabbertz , J. Rauser, D. Savoii , M. Schnepf, D. Seith, I. Shvetsov , H.J. Simonis , N. Trevisani , R. Ulrich , J. van der Linden , R.F. Von Cube , M. Wassmer , M. Weber , S. Wieland , R. Wolf , S. Wozniowski , S. Wunsch




Institute of Nuclear and Particle Physics (INPP), NCSR Demokritos, Aghia Paraskevi, Greece

G. Anagnostou, P. Assiouras , G. Daskalakis , A. Kyriakis, A. Stakia 




National and Kapodistrian University of Athens, Athens, Greece

M. Diamantopoulou, D. Karasavvas, P. Kontaxakis , M. Kotsarini, A. Manousakis-Katsikakis , D. Ntounis, A. Panagiotou, I. Papavergou , N. Saoulidou , K. Theofilatos , E. Tziaferi , K. Vellidis , E. Vourliotis , I. Zisopoulos 

National Technical University of Athens, Athens, Greece

G. Bakas , T. Chatzistavrou, K. Kousouris , I. Papakrivopoulos , G. Tsipolitis, A. Zacharopoulou






University of Ioánnina, Ioánnina, Greece

K. Adamidis, I. Bestintzanos, I. Evangelou , C. Foudas, P. Gianneios , C. Kamtsikis, P. Katsoulis, P. Kokkas , P.G. Kosmoglou Kioseoglou , N. Manthos , I. Papadopoulos , J. Strologas 

MTA-ELTE Lendület CMS Particle and Nuclear Physics Group, Eötvös Loránd University, Budapest, Hungary

M. Csanád , K. Farkas , M.M.A. Gadallah²⁶ , S. Lökös²⁷ , P. Major , K. Mandal , G. Pásztor , A.J. Rádli²⁸ , O. Surányi , G.I. Veres 

Wigner Research Centre for Physics, Budapest, Hungary

M. Bartók²⁹ , G. Bencze, C. Hajdu , D. Horvath^{30,31} , F. Sikler , V. Veszpremi 




Institute of Nuclear Research ATOMKI, Debrecen, Hungary

S. Czellar, D. Fasanello , J. Karancsi²⁹ , J. Molnar, Z. Szillasi, D. Teyssier 


















Institute of Physics, University of Debrecen, Debrecen, Hungary

P. Raics, B. Ujvari³² 




Karoly Robert Campus, MATE Institute of Technology, Gyongyos, Hungary

T. Csorgo²⁸ , F. Nemes²⁸ , T. Novak 







Panjab University, Chandigarh, India

J. Babbar , S. Bansal , S.B. Beri, V. Bhatnagar , G. Chaudhary , S. Chauhan , N. Dhingra³³ , R. Gupta, A. Kaur , A. Kaur , H. Kaur , M. Kaur , S. Kumar , P. Kumari , M. Meena , K. Sandeep , T. Sheokand, J.B. Singh³⁴ , A. Singla , A. K. Viridi 














University of Delhi, Delhi, India

A. Ahmed , A. Bhardwaj , B.C. Choudhary , M. Gola, S. Keshri , A. Kumar , M. Naimuddin , P. Priyanka , K. Ranjan , S. Saumya , A. Shah 


Saha Institute of Nuclear Physics, HBNI, Kolkata, India

S. Baradia , S. Barman³⁵ , S. Bhattacharya , D. Bhowmik, S. Dutta , S. Dutta, B. Gomber³⁶ , M. Maity³⁵ , P. Palit , P.K. Rout , G. Saha , B. Sahu , S. Sarkar

Indian Institute of Technology Madras, Madras, India

P.K. Behera , S.C. Behera , P. Kalbhor , J.R. Komaragiri³⁷ , D. Kumar³⁷ , A. Muham-
mad , L. Panwar³⁷ , R. Pradhan , P.R. Pujahari , A. Sharma , A.K. Sikdar ,
P.C. Tiwari³⁷ , S. Verma 










Bhabha Atomic Research Centre, Mumbai, India

K. Naskar³⁸ 

Tata Institute of Fundamental Research-A, Mumbai, India

T. Aziz, S. Dugad, M. Kumar , G.B. Mohanty , P. Suryadevara

Tata Institute of Fundamental Research-B, Mumbai, India








S. Banerjee , R. Chudasama , M. Guchait , S. Karmakar , S. Kumar , G. Majumder ,
K. Mazumdar , S. Mukherjee , A. Thachayath 

National Institute of Science Education and Research, An OCC of Homi Bhabha National

Institute, Bhubaneswar, Odisha, India

S. Bahinipati³⁹ , A.K. Das, C. Kar , P. Mal , T. Mishra , V.K. Muraleedharan Nair Bindhu⁴⁰ , A. Nayak⁴⁰ , P. Saha , N. Sur , S.K. Swain, D. Vats⁴⁰ 

Indian Institute of Science Education and Research (IISER), Pune, India

A. Alpana , S. Dube , B. Kansal , A. Laha , S. Pandey , A. Rastogi , S. Sharma 

Isfahan University of Technology, Isfahan, Iran

H. Bakhshiansohi⁴¹ , E. Khazaie , M. Zeinali⁴² 


































Institute for Research in Fundamental Sciences (IPM), Tehran, Iran

S. Chenarani⁴³ , S.M. Etesami , M. Khakzad , M. Mohammadi Najafabadi 




























University College Dublin, Dublin, Ireland

M. Grunewald 





INFN Sezione di Bari^a, Università di Bari^b, Politecnico di Bari^c, Bari, Italy

M. Abbrescia^{a,b} , R. Aly^{a,c,44} , C. Aruta^{a,b} , A. Colaleo^a , D. Creanza^{a,c} , N. De Filippis^{a,c} , M. De Palma^{a,b} , A. Di Florio^{a,b} , W. Elmetenawee^{a,b} , F. Errico^{a,b} , L. Fiore^a , G. Iaselli^{a,c} , M. Ince^{a,b} , G. Maggi^{a,c} , M. Maggi^a , I. Margjeka^{a,b} , V. Mastrapasqua^{a,b} , S. My^{a,b} , S. Nuzzo^{a,b} , A. Pellecchia^{a,b} , A. Pompili^{a,b} , G. Pugliese^{a,c} , R. Radogna^a , D. Ramos^a , A. Ranieri^a , G. Selvaggi^{a,b} , L. Silvestris^a , F.M. Simone^{a,b} , Ü. Sözbilir^a , A. Stamerra^a , R. Venditti^a , P. Verwilligen^a , A. Zaza^{a,b} 

















INFN Sezione di Bologna^a, Università di Bologna^b, Bologna, Italy

G. Abbiendi^a , C. Battilana^{a,b} , D. Bonacorsi^{a,b} , L. Borgonovi^a , L. Brigliadori^a, R. Campanini^{a,b} , P. Capiluppi^{a,b} , A. Castro^{a,b} , F.R. Cavallo^a , M. Cuffiani^{a,b} , G.M. Dallavalle^a , T. Diotallevi^{a,b} , F. Fabbri^a , A. Fanfani^{a,b} , P. Giacomelli^a , L. Giommi^{a,b} , C. Grandi^a , L. Guiducci^{a,b} , S. Lo Meo^{a,45} , L. Lunerti^{a,b} , S. Marcellini^a , G. Masetti^a , F.L. Navarria^{a,b} , A. Perrotta^a , F. Primavera^{a,b} , A.M. Rossi^{a,b} , T. Rovelli^{a,b} , G.P. Siroli^{a,b} 

INFN Sezione di Catania^a, Università di Catania^b, Catania, Italy

S. Costa^{a,b,46} , A. Di Mattia^a , R. Potenza^{a,b}, A. Tricomi^{a,b,46} , C. Tuve^{a,b} 

INFN Sezione di Firenze^a, Università di Firenze^b, Firenze, Italy

G. Barbagli^a , B. Camaiani^{a,b} , A. Cassese^a , R. Ceccarelli^{a,b} , V. Ciulli^{a,b} , C. Civinini^a , R. D'Alessandro^{a,b} , E. Focardi^{a,b} , G. Latino^{a,b} , P. Lenzi^{a,b} , M. Lizzo^{a,b} , M. Meschini^a , S. Paoletti^a , R. Seidita^{a,b} , G. Sguazzoni^a , L. Viliani^a 
























INFN Laboratori Nazionali di Frascati, Frascati, Italy

L. Benussi , S. Bianco , S. Meola²⁰ , D. Piccolo 

INFN Sezione di Genova^a, Università di Genova^b, Genova, Italy











M. Bozzo^{a,b} , F. Ferro^a , R. Mulargia^a , E. Robutti^a , S. Tosi^{a,b} 

INFN Sezione di Milano-Bicocca^a, Università di Milano-Bicocca^b, Milano, Italy



















A. Benaglia^a , G. Boldrini^a , F. Brivio^{a,b} , F. Cettorelli^{a,b} , F. De Guio^{a,b} , M.E. Dinardo^{a,b} , P. Dini^a , S. Gennai^a , A. Ghezzi^{a,b} , P. Govoni^{a,b} , L. Guzzi^{a,b} , M.T. Lucchini^{a,b} , M. Malberti^a , S. Malvezzi^a , A. Massironi^a , D. Menasce^a , L. Moroni^a , M. Paganoni^{a,b} , D. Pedrini^a , B.S. Pinolini^a, S. Ragazzi^{a,b} , N. Redaelli^a , T. Tabarelli de Fatis^{a,b} , D. Zuolo^{a,b} 

INFN Sezione di Napoli^a, Università di Napoli 'Federico II'^b, Napoli, Italy; Università della











Basilicata^c, Potenza, Italy; Università G. Marconi^d, Roma, Italy

S. Buontempo^a , F. Carnevali^{a,b} , N. Cavallo^{a,c} , A. De Iorio^{a,b} , F. Fabozzi^{a,c} , A.O.M. Iorio^{a,b} , L. Lista^{a,b,47} , P. Paolucci^{a,20} , B. Rossi^a , C. Sciacca^{a,b} 
















INFN Sezione di Padova^a, Università di Padova^b, Padova, Italy; Università di Trento^c, Trento, Italy

P. Azzi^a , N. Bacchetta^{a,48} , D. Bisello^{a,b} , P. Bortignon^a , A. Bragagnolo^{a,b} , R. Carlin^{a,b} , P. Checchia^a , T. Dorigo^a , F. Gasparini^{a,b} , U. Gasparini^{a,b} , G. Grosso^a , L. Layer^{a,49} , E. Lusiani^a , M. Margoni^{a,b} , A.T. Meneguzzo^{a,b} , J. Pazzini^{a,b} , P. Ronchese^{a,b} , R. Rossin^{a,b} , F. Simonetto^{a,b} , G. Strong^a , M. Tosi^{a,b} , H. Yarar^{a,b} , M. Zanetti^{a,b} , P. Zotto^{a,b} , A. Zucchetta^{a,b} , G. Zumerle^{a,b}



















INFN Sezione di Pavia^a, Università di Pavia^b, Pavia, Italy

C. Aimè^{a,b} , A. Braghieri^a , S. Calzaferri^{a,b} , D. Fiorina^{a,b} , P. Montagna^{a,b} , V. Re^a , C. Riccardi^{a,b} , P. Salvini^a , I. Vai^a , P. Vitulo^{a,b} 



INFN Sezione di Perugia^a, Università di Perugia^b, Perugia, Italy

P. Asenov^{a,50} , G.M. Bilei^a , D. Ciangottini^{a,b} , L. Fanò^{a,b} , M. Magherini^{a,b} , G. Mantovani^{a,b} , V. Mariani^{a,b} , M. Menichelli^a , F. Moscatelli^{a,50} , A. Piccinelli^{a,b} , M. Presilla^{a,b} , A. Rossi^{a,b} , A. Santocchia^{a,b} , D. Spiga^a , T. Tedeschi^{a,b} 



















INFN Sezione di Pisa^a, Università di Pisa^b, Scuola Normale Superiore di Pisa^c, Pisa, Italy; Università di Siena^d, Siena, Italy

P. Azzurri^a , G. Bagliesi^a , V. Bertacchi^{a,c} , R. Bhattacharya^a , L. Bianchini^{a,b} , T. Boccali^a , E. Bossini^{a,b} , D. Bruschini^{a,c} , R. Castaldi^a , M.A. Ciocci^{a,b} , V. D'Amante^{a,d} , R. Dell'Orso^a , M.R. Di Domenico^{a,d} , S. Donato^a , A. Giassi^a , F. Ligabue^{a,c} , E. Manca^{a,c} , G. Mandorli^{a,c} , D. Matos Figueiredo^a , A. Messineo^{a,b} , M. Musich^{a,b} , F. Palla^a , S. Parolia^{a,b} , G. Ramirez-Sanchez^{a,c} , A. Rizzi^{a,b} , G. Rolandi^{a,c} , S. Roy Chowdhury^{a,c} , A. Scribano^a , N. Shafiei^{a,b} , P. Spagnolo^a , R. Tenchini^a , G. Tonelli^{a,b} , N. Turini^{a,d} , A. Venturi^a , P.G. Verdini^a








INFN Sezione di Roma^a, Sapienza Università di Roma^b, Roma, Italy

P. Barria^a , M. Campana^{a,b} , F. Cavallari^a , D. Del Re^{a,b} , E. Di Marco^a , M. Diemoz^a , E. Longo^{a,b} , P. Meridiani^a , G. Organtini^{a,b} , F. Pandolfi^a , R. Paramatti^{a,b} , C. Quaranta^{a,b} , S. Rahatlou^{a,b} , C. Rovelli^a , F. Santanastasio^{a,b} , L. Soffi^a , R. Tramontano^{a,b} 













INFN Sezione di Torino^a, Università di Torino^b, Torino, Italy; Università del Piemonte Orientale^c, Novara, Italy

N. Amapane^{a,b} , R. Arcidiacono^{a,c} , S. Argiro^{a,b} , M. Arneodo^{a,c} , N. Bartosik^a , R. Bellan^{a,b} , A. Bellora^{a,b} , J. Berenguer Antequera^{a,b} , C. Biino^a , N. Cartiglia^a , M. Costa^{a,b} , R. Covarelli^{a,b} , N. Demaria^a , M. Grippo^{a,b} , B. Kiani^{a,b} , F. Legger^a , C. Mariotti^a , S. Maselli^a , A. Mecca^{a,b} , E. Migliore^{a,b} , E. Monteil^{a,b} , M. Monteno^a , M.M. Obertino^{a,b} , G. Ortona^a , L. Pacher^{a,b} , N. Pastrone^a , M. Pelliccioni^a , M. Ruspa^{a,c} , K. Shchelina^a , F. Siviero^{a,b} , V. Sola^a , A. Solano^{a,b} , D. Soldi^{a,b} , A. Staiano^a , M. Tornago^{a,b} , D. Trocino^a , G. Umoret^{a,b} , A. Vagnerini^{a,b}

INFN Sezione di Trieste^a, Università di Trieste^b, Trieste, Italy

S. Belforte^a , V. Candelise^{a,b} , M. Casarsa^a , F. Cossutti^a , A. Da Rold^{a,b} , G. Della Ricca^{a,b} , G. Sorrentino^{a,b} 



Kyungpook National University, Daegu, Korea

S. Dogra , C. Huh , B. Kim , D.H. Kim , G.N. Kim , J. Kim, J. Lee , S.W. Lee ,
C.S. Moon , Y.D. Oh , S.I. Pak , S. Sekmen , Y.C. Yang 





Chonnam National University, Institute for Universe and Elementary Particles, Kwangju, Korea

H. Kim , D.H. Moon 

Hanyang University, Seoul, Korea

E. Asilar , T.J. Kim , J. Park 

Korea University, Seoul, Korea

S. Cho, S. Choi , S. Han, B. Hong , K. Lee, K.S. Lee , J. Lim, J. Park, S.K. Park, J. Yoo 















Kyung Hee University, Department of Physics, Seoul, Korea

J. Goh 

Sejong University, Seoul, Korea

H. S. Kim , Y. Kim, S. Lee

Seoul National University, Seoul, Korea

J. Almond, J.H. Bhyun, J. Choi , S. Jeon , W. Jun , J. Kim , J. Kim , J.S. Kim, S. Ko ,
H. Kwon , H. Lee , J. Lee , S. Lee, B.H. Oh , M. Oh , S.B. Oh , H. Seo , U.K. Yang,
I. Yoon 




University of Seoul, Seoul, Korea

W. Jang , D.Y. Kang, Y. Kang , D. Kim , S. Kim , B. Ko, J.S.H. Lee , Y. Lee , J.A. Merlin,
I.C. Park , Y. Roh, M.S. Ryu , D. Song, Watson, I.J. , S. Yang 

Yonsei University, Department of Physics, Seoul, Korea

S. Ha , H.D. Yoo 






Sungkyunkwan University, Suwon, Korea

M. Choi , H. Lee, Y. Lee , I. Yu 

**College of Engineering and Technology, American University of the Middle East (AUM),
Dasman, Kuwait**

T. Beyrouthy, Y. Maghrbi 




Riga Technical University, Riga, Latvia

K. Dreimanis , A. Gaile , A. Potrebko , T. Torims , V. Veckalns 







Vilnius University, Vilnius, Lithuania

M. Ambrozas , A. Carvalho Antunes De Oliveira , A. Juodagalvis , A. Rinkevicius ,
G. Tamulaitis 








National Centre for Particle Physics, Universiti Malaya, Kuala Lumpur, Malaysia






























































N. Bin Norjoharuddeen , S.Y. Hoh⁵¹ , I. Yusuff⁵¹ , Z. Zolkapli

Universidad de Sonora (UNISON), Hermosillo, Mexico

J.F. Benitez , A. Castaneda Hernandez , H.A. Encinas Acosta, L.G. Gallegos Maríñez,
M. León Coello , J.A. Murillo Quijada , A. Sehwat , L. Valencia Palomo 

Centro de Investigacion y de Estudios Avanzados del IPN, Mexico City, Mexico

G. Ayala , H. Castilla-Valdez , E. De La Cruz-Burelo , I. Heredia-De La Cruz⁵² ,
R. Lopez-Fernandez , C.A. Mondragon Herrera, D.A. Perez Navarro ,
A. Sánchez Hernández 

Universidad Iberoamericana, Mexico City, MexicoC. Oropeza Barrera , F. Vazquez Valencia **Benemerita Universidad Autonoma de Puebla, Puebla, Mexico**I. Pedraza , H.A. Salazar Ibarguen , C. Uribe Estrada **University of Montenegro, Podgorica, Montenegro**I. Bubanja, J. Mijuskovic⁵³, N. Raicevic **National Centre for Physics, Quaid-I-Azam University, Islamabad, Pakistan**A. Ahmad , M.I. Asghar, A. Awais , M.I.M. Awan, M. Gul , H.R. Hoorani , W.A. Khan , M. Shoaib , M. Waqas **AGH University of Science and Technology Faculty of Computer Science, Electronics and Telecommunications, Krakow, Poland**V. Avati, L. Grzanka , M. Malawski **National Centre for Nuclear Research, Swierk, Poland**H. Bialkowska , M. Bluj , B. Boimska , M. Górski , M. Kazana , M. Szeleper , P. Zalewski **Institute of Experimental Physics, Faculty of Physics, University of Warsaw, Warsaw, Poland**K. Bunkowski , K. Doroba , A. Kalinowski , M. Konecki , J. Krolikowski **Laboratório de Instrumentação e Física Experimental de Partículas, Lisboa, Portugal**M. Araujo , P. Bargassa , D. Bastos , A. Boletti , P. Faccioli , M. Gallinaro , J. Hollar , N. Leonardo , T. Niknejad , M. Pisano , J. Seixas , O. Toldaiev , J. Varela **VINCA Institute of Nuclear Sciences, University of Belgrade, Belgrade, Serbia**P. Adzic⁵⁴ , M. Dordevic , P. Milenovic , J. Milosevic **Centro de Investigaciones Energéticas Medioambientales y Tecnológicas (CIEMAT), Madrid, Spain**M. Aguilar-Benitez, J. Alcaraz Maestre , A. Álvarez Fernández , M. Barrio Luna, Cristina F. Bedoya , C.A. Carrillo Montoya , M. Cepeda , M. Cerrada , N. Colino , B. De La Cruz , A. Delgado Peris , J.P. Fernández Ramos , J. Flix , M.C. Fouz , O. Gonzalez Lopez , S. Goy Lopez , J.M. Hernandez , M.I. Josa , J. León Holgado , D. Moran , C. Perez Dengra , A. Pérez-Calero Yzquierdo , J. Puerta Pelayo , I. Redondo , D.D. Redondo Ferrero , L. Romero, S. Sánchez Navas , J. Sastre , L. Urda Gómez , J. Vazquez Escobar , C. Willmott**Universidad Autónoma de Madrid, Madrid, Spain**J.F. de Trocóniz **Universidad de Oviedo, Instituto Universitario de Ciencias y Tecnologías Espaciales de Asturias (ICTEA), Oviedo, Spain**B. Alvarez Gonzalez , J. Cuevas , J. Fernandez Menendez , S. Folgueras , I. Gonzalez Caballero , J.R. González Fernández , E. Palencia Cortezon , C. Ramón Álvarez , V. Rodríguez Bouza , A. Soto Rodríguez , A. Trapote , C. Vico Villalba **Instituto de Física de Cantabria (IFCA), CSIC-Universidad de Cantabria, Santander, Spain**J.A. Brochero Cifuentes , I.J. Cabrillo , A. Calderon , J. Duarte Campderros , M. Fernandez , C. Fernandez Madrazo , A. García Alonso, G. Gomez , C. Lasiosa García , C. Martinez Rivero , P. Martinez Ruiz del Arbol , F. Matorras , P. Matorras Cuevas , J. Piedra Gomez , C. Prieels, A. Ruiz-Jimeno , L. Scodellaro , I. Vila , J.M. Vizan Garcia 

University of Colombo, Colombo, Sri Lanka

M.K. Jayananda , B. Kailasapathy⁵⁵ , D.U.J. Sonnadara , D.D.C. Wickramarathna 



University of Ruhuna, Department of Physics, Matara, Sri Lanka

W.G.D. Dharmaratna , K. Liyanage , N. Perera , N. Wickramage 





















CERN, European Organization for Nuclear Research, Geneva, Switzerland

D. Abbaneo , J. Alimena , E. Auffray , G. Auzinger , J. Baechler, P. Baillon[†], D. Barney , J. Bendavid , M. Bianco , B. Bilin , A. Bocci , E. Brondolin , C. Caillol , T. Camporesi , G. Cerminara , N. Chernyavskaya , S.S. Chhibra , S. Choudhury, M. Cipriani , L. Cristella , D. d'Enterria , A. Dabrowski , A. David , A. De Roeck , M.M. Defranchis , M. Deile , M. Dobson , M. Dünser , N. Dupont, A. Elliott-Peisert, F. Fallavollita⁵⁶, A. Florent , L. Forthomme , G. Franzoni , W. Funk , S. Ghosh , S. Giani, D. Gigi, K. Gill , F. Glege , L. Gouskos , E. Govorkova , M. Haranko , J. Hegeman , V. Innocente , T. James , P. Janot , J. Kaspar , J. Kieseler , N. Kratochwil , S. Laurila , P. Lecoq , A. Lintuluoto , C. Lourenço , B. Maier , L. Malgeri , M. Mannelli , A.C. Marini , F. Meijers , S. Mersi , E. Meschi , F. Moortgat , M. Mulders , S. Orfanelli, L. Orsini, F. Pantaleo , E. Perez, M. Peruzzi , A. Petrilli , G. Petrucciani , A. Pfeiffer , M. Pierini , D. Piparo , M. Pitt , H. Qu , T. Quast, D. Rabady , A. Racz, G. Reales Gutiérrez, M. Rovere , H. Sakulin , J. Salfeld-Nebgen , S. Scarfi , M. Selvaggi , A. Sharma , P. Silva , P. Sphicas⁵⁷ , A.G. Stahl Leitner , S. Summers , K. Tatar , V.R. Tavolaro , D. Treille , P. Tropea , A. Tsiros, J. Wanczyk⁵⁸ , K.A. Wozniak , W.D. Zeuner
























Paul Scherrer Institut, Villigen, Switzerland

L. Caminada⁵⁹ , A. Ebrahimi , W. Erdmann , R. Horisberger , Q. Ingram , H.C. Kaestli , D. Kotlinski , C. Lange , M. Missiroli⁵⁹ , L. Noehte⁵⁹ , T. Rohe 


ETH Zurich - Institute for Particle Physics and Astrophysics (IPA), Zurich, Switzerland

T.K. Aarrestad , K. Androsov⁵⁸ , M. Backhaus , P. Berger, A. Calandri , A. De Cosa , G. Dissertori , M. Dittmar, M. Donegà , F. Eble , M. Galli , K. Gedia , F. Glessgen , T.A. Gómez Espinosa , C. Grab , D. Hits , W. Lustermann , A.-M. Lyon , R.A. Manzoni , L. Marchese , C. Martin Perez , A. Mascellani⁵⁸ , M.T. Meinhard , F. Nessi-Tedaldi , J. Niedziela , F. Pauss , V. Perovic , S. Pigazzini , M.G. Ratti , M. Reichmann , C. Reissel , T. Reitenspiess , B. Ristic , F. Riti , D. Ruini, D.A. Sanz Becerra , J. Steggemann⁵⁸ , D. Valsecchi²⁰ , R. Wallny 










Universität Zürich, Zurich, Switzerland

C. Amsler⁶⁰ , P. Bäertschi , C. Botta , D. Brzhechko, M.F. Canelli , K. Cormier , A. De Wit , R. Del Burgo, J.K. Heikkilä , M. Huwiler , W. Jin , A. Jofrehei , B. Kilminster , S. Leontsinis , S.P. Liechti , A. Macchiolo , P. Meiring , V.M. Mikuni , U. Molinatti , I. Neutelings , A. Reimers , P. Robmann, S. Sanchez Cruz , K. Schweiger , M. Senger , Y. Takahashi 

National Central University, Chung-Li, Taiwan

C. Adloff⁶¹, C.M. Kuo, W. Lin, S.S. Yu 





















National Taiwan University (NTU), Taipei, Taiwan

L. Ceard, Y. Chao , K.F. Chen , P.s. Chen, H. Cheng , W.-S. Hou , Y.y. Li , R.-S. Lu , E. Paganis , A. Psallidas, A. Steen , H.y. Wu, E. Yazgan , P.r. Yu

Chulalongkorn University, Faculty of Science, Department of Physics, Bangkok, Thailand

C. Asawatangtrakuldee , N. Srimanobhas 

Çukurova University, Physics Department, Science and Art Faculty, Adana, Turkey

D. Agyel , F. Boran , Z.S. Demiroglu , F. Dolek , I. Dumanoglu⁶² , E. Eskut ,
Y. Guler⁶³ , E. Gurpinar Guler⁶³ , C. Isik , O. Kara, A. Kayis Topaksu , U. Kiminsu ,
G. Onengut , K. Ozdemir⁶⁴ , A. Polatoz , A.E. Simsek , B. Tali⁶⁵ , U.G. Tok ,
S. Turkcapar , E. Uslan , I.S. Zorbakir 

Middle East Technical University, Physics Department, Ankara, Turkey

G. Karapinar, K. Ocalan⁶⁶ , M. Yalvac⁶⁷ 

Bogazici University, Istanbul, Turkey

B. Akgun , I.O. Atakisi , E. Gülmez , M. Kaya⁶⁸ , O. Kaya⁶⁹ , Ö. Özçelik ,
S. Tekten⁷⁰ 


Istanbul Technical University, Istanbul, Turkey

A. Cakir , K. Cankocak⁶² , Y. Komurcu , S. Sen⁷¹ 


Istanbul University, Istanbul, Turkey

O. Aydilek , S. Cerci⁶⁵ , B. Hacisahinoglu , I. Hos⁷² , B. Isildak⁷³ , B. Kaynak ,
S. Ozkorucuklu , C. Simsek , D. Sunar Cerci⁶⁵ 
















Institute for Scintillation Materials of National Academy of Science of Ukraine, Kharkiv, Ukraine

B. Grynyov 

















National Science Centre, Kharkiv Institute of Physics and Technology, Kharkiv, Ukraine

L. Levchuk 


































University of Bristol, Bristol, United Kingdom

D. Anthony , E. Bhal , J.J. Brooke , A. Bundock , E. Clement , D. Cussans ,
H. Flacher , M. Glowacki, J. Goldstein , G.P. Heath, H.F. Heath , L. Kreczko ,
B. Krikler , S. Paramesvaran , S. Seif El Nasr-Storey, V.J. Smith , N. Stylianou⁷⁴ ,
K. Walkingshaw Pass, R. White 




Rutherford Appleton Laboratory, Didcot, United Kingdom

A.H. Ball, K.W. Bell , A. Belyaev⁷⁵ , C. Brew , R.M. Brown , D.J.A. Cockerill ,
C. Cooke , K.V. Ellis, K. Harder , S. Harper , M.-L. Holmberg⁷⁶ , J. Linacre ,
K. Manolopoulos, D.M. Newbold , E. Olaiya, D. Petyt , T. Reis , G. Salvi , T. Schuh,
C.H. Shepherd-Themistocleous , I.R. Tomalin, T. Williams 

Imperial College, London, United Kingdom

R. Bainbridge , P. Bloch , S. Bonomally, J. Borg , S. Breeze, C.E. Brown , O. Buchmuller,
V. Cacchio, V. Cepaitis , G.S. Chahal⁷⁷ , D. Colling , J.S. Dancu, P. Dauncey ,
G. Davies , J. Davies, M. Della Negra , S. Fayer, G. Fedi , G. Hall , M.H. Hassanshahi ,
A. Howard, G. Iles , J. Langford , L. Lyons , A.-M. Magnan , S. Malik, A. Martelli ,
M. Mieskolainen , D.G. Monk , J. Nash⁷⁸ , M. Pesaresi, B.C. Radburn-Smith ,
D.M. Raymond, A. Richards, A. Rose , E. Scott , C. Seez , A. Shtipliyski, R. Shukla ,
A. Tapper , K. Uchida , G.P. Uttley , L.H. Vage, T. Virdee²⁰ , M. Vojinovic ,
N. Wardle , S.N. Webb , D. Winterbottom

Brunel University, Uxbridge, United Kingdom

K. Coldham, J.E. Cole , A. Khan, P. Kyberd , I.D. Reid , L. Teodorescu

Baylor University, Waco, Texas, USA

S. Abdullin , A. Brinkerhoff , B. Caraway , J. Dittmann , K. Hatakeyama , A.R. Kanu-
ganti , B. McMaster , M. Saunders , S. Sawant , C. Sutantawibul , J. Wilson 

















Catholic University of America, Washington, DC, USA

R. Bartek , A. Dominguez , R. Uniyal , A.M. Vargas Hernandez 






















The University of Alabama, Tuscaloosa, Alabama, USA

A. Buccilli , S.I. Cooper , D. Di Croce , S.V. Gleyzer , C. Henderson , C.U. Perez , P. Rumerio⁷⁹ , C. West 



















Boston University, Boston, Massachusetts, USA

A. Akpınar , A. Albert , D. Arcaro , C. Cosby , Z. Demiragli , C. Erice , E. Fontanesi , D. Gastler , S. May , J. Rohlf , K. Salyer , D. Sperka , D. Spitzbart , I. Suarez , A. Tsatsos , S. Yuan 














Brown University, Providence, Rhode Island, USA

G. Benelli , B. Burkle , X. Coubez²² , D. Cutts , M. Hadley , U. Heintz , J.M. Hogan⁸⁰ , T. Kwon , G. Landsberg , K.T. Lau , D. Li , J. Luo , M. Narain , N. Pervan , S. Sagir⁸¹ , F. Simpson , E. Usai , W.Y. Wong , X. Yan , D. Yu , W. Zhang 











University of California, Davis, Davis, California, USA

J. Bonilla , C. Brainerd , R. Breedon , M. Calderon De La Barca Sanchez , M. Chertok , J. Conway , P.T. Cox , R. Erbacher , G. Haza , F. Jensen , O. Kukral , G. Mocellin , M. Mulhearn , D. Pellett , B. Regnery , D. Taylor , Y. Yao , F. Zhang 























University of California, Los Angeles, California, USA

M. Bachtis , R. Cousins , A. Datta , D. Hamilton , J. Hauser , M. Ignatenko , M.A. Iqbal , T. Lam , W.A. Nash , S. Regnard , D. Saltzberg , B. Stone , V. Valuev 
























University of California, Riverside, Riverside, California, USA

Y. Chen , R. Clare , J.W. Gary , M. Gordon , G. Hanson , G. Karapostoli , O.R. Long , N. Manganelli , W. Si , S. Wimpenny 















University of California, San Diego, La Jolla, California, USA

J.G. Branson , P. Chang , S. Cittolin , S. Cooperstein , D. Diaz , J. Duarte , R. Gerosa , L. Giannini , J. Guiang , R. Kansal , V. Krutlyov , R. Lee , J. Letts , M. Masciovecchio , F. Mokhtar , M. Pieri , B.V. Sathia Narayanan , V. Sharma , M. Tadel , F. Würthwein , Y. Xiang , A. Yagil 













University of California, Santa Barbara - Department of Physics, Santa Barbara, California, USA

N. Amin , C. Campagnari , M. Citron , G. Collura , A. Dorsett , V. Dutta , J. Incandela , M. Kilpatrick , J. Kim , A.J. Li , B. Marsh , P. Masterson , H. Mei , M. Oshiro , M. Quinnan , J. Richman , U. Sarica , R. Schmitz , F. Setti , J. Sheplock , P. Siddireddy , D. Stuart , S. Wang 















California Institute of Technology, Pasadena, California, USA

A. Bornheim , O. Cerri , I. Dutta , J.M. Lawhorn , N. Lu , J. Mao , H.B. Newman , T. Q. Nguyen , M. Spiropulu , J.R. Vlimant , C. Wang , S. Xie , Z. Zhang , R.Y. Zhu 


















Carnegie Mellon University, Pittsburgh, Pennsylvania, USA

J. Alison , S. An , M.B. Andrews , P. Bryant , T. Ferguson , A. Harilal , C. Liu , T. Mudholkar , S. Murthy , M. Paulini , A. Roberts , A. Sanchez , W. Terrill 














University of Colorado Boulder, Boulder, Colorado, USA

J.P. Cumalat , W.T. Ford , A. Hassani , G. Karathanasis , E. MacDonald , F. Marini , R. Patel , A. Perloff , C. Savard , N. Schonbeck , K. Stenson , K.A. Ulmer , S.R. Wagner , N. Zipper 






















Cornell University, Ithaca, New York, USA

J. Alexander , S. Bright-Thonney , X. Chen , D.J. Cranshaw , J. Fan , X. Fan , D. Gadkari , S. Hogan , J. Monroy , J.R. Patterson , D. Quach , J. Reichert , M. Reid , A. Ryd , J. Thom , P. Wittich , R. Zou 












Fermi National Accelerator Laboratory, Batavia, Illinois, USA

M. Albrow , M. Alyari , G. Apollinari , A. Apresyan , L.A.T. Bauerdick , D. Berry , J. Berryhill , P.C. Bhat , K. Burkett , J.N. Butler , A. Canepa , G.B. Cerati , H.W.K. Cheung , F. Chlebana , K.F. Di Petrillo , J. Dickinson , V.D. Elvira , Y. Feng , J. Freeman , A. Gandrakota , Z. Gece , L. Gray , D. Green , S. Grünendahl , O. Gutsche , R.M. Harris , R. Heller , T.C. Herwig , J. Hirschauer , L. Horyn , B. Jayatilaka , S. Jindariani , M. Johnson , U. Joshi , T. Klijnsma , B. Klima , K.H.M. Kwok , S. Lammel , D. Lincoln , R. Lipton , T. Liu , C. Madrid , K. Maeshima , C. Mantilla , D. Mason , P. McBride , P. Merkel , S. Mrenna , S. Nahn , J. Ngadiuba , V. Papadimitriou , N. Pastika , K. Pedro , C. Pena⁸² , F. Ravera , A. Reinsvold Hall⁸³ , L. Ristori , E. Sexton-Kennedy , N. Smith , A. Soha , L. Spiegel , J. Strait , L. Taylor , S. Tkaczyk , N.V. Tran , L. Uplegger , E.W. Vaandering , H.A. Weber , I. Zoi 









University of Florida, Gainesville, Florida, USA

P. Avery , D. Bourilkov , L. Cadamuro , V. Cherepanov , R.D. Field , D. Guerrero , M. Kim , E. Koenig , J. Konigsberg , A. Korytov , K.H. Lo , K. Matchev , N. Menendez , G. Mitselmakher , A. Muthirakalayil Madhu , N. Rawal , D. Rosenzweig , S. Rosenzweig , K. Shi , J. Wang , Z. Wu 



















Florida State University, Tallahassee, Florida, USA

T. Adams , A. Askew , R. Habibullah , V. Hagopian , R. Khurana , T. Kolberg , G. Martinez , H. Prosper , C. Schiber , O. Viazlo , R. Yohay , J. Zhang 
















Florida Institute of Technology, Melbourne, Florida, USA

M.M. Baarmand , S. Butalla , T. Elkafrawy⁸⁴ , M. Hohlmann , R. Kumar Verma , D. Noonan , M. Rahmani , F. Yumiceva 

University of Illinois at Chicago (UIC), Chicago, Illinois, USA

M.R. Adams , H. Becerril Gonzalez , R. Cavanaugh , S. Dittmer , O. Evdokimov , C.E. Gerber , D.J. Hofman , D. S. Lemos , A.H. Merrit , C. Mills , G. Oh , T. Roy , S. Rudrabhatla , M.B. Tonjes , N. Varelas , X. Wang , Z. Ye , J. Yoo 




























The University of Iowa, Iowa City, Iowa, USA

M. Alhusseini , K. Dilsiz⁸⁵ , L. Emediato , R.P. Gandrajula , G. Karaman , O.K. Köseyan , J.-P. Merlo , A. Mestvirishvili⁸⁶ , J. Nachtman , O. Neogi , H. Ogul⁸⁷ , Y. Onel , A. Penzo , C. Snyder , E. Tiras⁸⁸ 








Johns Hopkins University, Baltimore, Maryland, USA

O. Amram , B. Blumenfeld , L. Corcodilos , J. Davis , A.V. Gritsan , L. Kang , S. Kyriacou , P. Maksimovic , J. Roskes , S. Sekhar , M. Swartz , T.Á. Vami 

The University of Kansas, Lawrence, Kansas, USA

A. Abreu , L.F. Alcerro Alcerro , J. Anguiano , P. Baringer , A. Bean , Z. Flowers , T. Isidori , S. Khalil , J. King , G. Krintiras , M. Lazarovits , C. Le Mahieu , C. Lindsey , J. Marquez , N. Minafra , M. Murray , M. Nickel , C. Rogan , C. Royon , R. Salvatico , S. Sanders , E. Schmitz , C. Smith , Q. Wang , Z. Warner , J. Williams , G. Wilson 


















Kansas State University, Manhattan, Kansas, USA

B. Allmond , S. Duric, R. Gujju Gurunadha , A. Ivanov , K. Kaadze , D. Kim, Y. Maravin , T. Mitchell, A. Modak, K. Nam, J. Natoli , D. Roy 





















Lawrence Livermore National Laboratory, Livermore, California, USA

F. Rebassoo , D. Wright 















University of Maryland, College Park, Maryland, USA

E. Adams , A. Baden , O. Baron, A. Belloni , S.C. Eno , N.J. Hadley , S. Jabeen , R.G. Kellogg , T. Koeth , Y. Lai , S. Lascio , A.C. Mignerey , S. Nabili , C. Palmer , C. Papageorgakis , M. Seidel , L. Wang , K. Wong 

Massachusetts Institute of Technology, Cambridge, Massachusetts, USA

D. Abercrombie, R. Bi, W. Busza , I.A. Cali , Y. Chen , M. D'Alfonso , J. Eysermans , C. Freer , G. Gomez-Ceballos , M. Goncharov, P. Harris, M. Hu , D. Kovalskyi , J. Krupa , Y.-J. Lee , K. Long , C. Mironov , C. Paus , D. Rankin , C. Roland , G. Roland , Z. Shi , G.S.F. Stephans , J. Wang, Z. Wang , B. Wyslouch 

University of Minnesota, Minneapolis, Minnesota, USA

R.M. Chatterjee, B. Crossman , A. Evans , J. Hiltbrand , Sh. Jain , B.M. Joshi , M. Krohn , Y. Kubota , J. Mans , M. Revering , R. Rusack , R. Saradhy , N. Schroeder , N. Strobbe , M.A. Wadud 

University of Mississippi, Oxford, Mississippi, USA

L.M. Cremaldi 




















University of Nebraska-Lincoln, Lincoln, Nebraska, USA

K. Bloom , M. Bryson, S. Chauhan , D.R. Claes , C. Fangmeier , L. Finco , F. Golf , C. Joo , I. Kravchenko , I. Reed , J.E. Siado , G.R. Snow[†], W. Tabb , A. Wightman , F. Yan , A.G. Zecchinelli 









State University of New York at Buffalo, Buffalo, New York, USA

G. Agarwal , H. Bandyopadhyay , L. Hay , I. Iashvili , A. Kharchilava , C. McLean , M. Morris , D. Nguyen , J. Pekkanen , S. Rappoccio , A. Williams 






















Northeastern University, Boston, Massachusetts, USA

G. Alverson , E. Barberis , Y. Haddad , Y. Han , A. Krishna , J. Li , J. Lidrych , G. Madigan , B. Marzocchi , D.M. Morse , V. Nguyen , T. Orimoto , A. Parker , L. Skinnari , A. Tishelman-Charny , T. Wamorkar , B. Wang , A. Wisecarver , D. Wood 

Northwestern University, Evanston, Illinois, USA

S. Bhattacharya , J. Bueghly, Z. Chen , A. Gilbert , T. Gunter , K.A. Hahn , Y. Liu , N. Odell , M.H. Schmitt , M. Velasco




















University of Notre Dame, Notre Dame, Indiana, USA

R. Band , R. Bucci, M. Cremonesi, A. Das , R. Goldouzian , M. Hildreth , K. Hurtado Anampa , C. Jessop , K. Lannon , J. Lawrence , N. Loukas , L. Lutton , J. Mariano, N. Marinelli, I. Mcalister, T. McCauley , C. Mcgrady , K. Mohrman , C. Moore , Y. Musienko¹³ , H. Nelson , R. Ruchti , A. Townsend , M. Wayne , H. Yockey, M. Zarucki , L. Zygala 

The Ohio State University, Columbus, Ohio, USA

B. Bylsma, M. Carrigan , L.S. Durkin , B. Francis , C. Hill , A. Lesauvage , M. Nunez Ornelas , K. Wei, B.L. Winer , B. R. Yates 




















Princeton University, Princeton, New Jersey, USA

F.M. Addesa , B. Bonham , P. Das , G. Dezoort , P. Elmer , A. Frankenthal ,
B. Greenberg , N. Haubrich , S. Higginbotham , A. Kalogeropoulos , G. Kopp ,
S. Kwan , D. Lange , D. Marlow , K. Mei , I. Ojalvo , J. Olsen , D. Stickland ,
C. Tully 



University of Puerto Rico, Mayaguez, Puerto Rico, USA

S. Malik , S. Norberg

















Purdue University, West Lafayette, Indiana, USA

A.S. Bakshi , V.E. Barnes , R. Chawla , S. Das , L. Gutay, M. Jones , A.W. Jung ,
D. Kondratyev , A.M. Koshy, M. Liu , G. Negro , N. Neumeister , G. Paspalaki ,
S. Piperov , A. Purohit , J.F. Schulte , M. Stojanovic , J. Thieman , F. Wang ,
R. Xiao , W. Xie 












Purdue University Northwest, Hammond, Indiana, USA

J. Dolen , N. Parashar 

Rice University, Houston, Texas, USA

D. Acosta , A. Baty , T. Carnahan , M. Decaro, S. Dildick , K.M. Ecklund ,
P.J. Fernández Manteca , S. Freed, P. Gardner, F.J.M. Geurts , A. Kumar , W. Li ,
B.P. Padley , R. Redjimi, J. Rotter , W. Shi , S. Yang , E. Yigitbasi , L. Zhang⁸⁹,
Y. Zhang , X. Zuo 















University of Rochester, Rochester, New York, USA

A. Bodek , P. de Barbaro , R. Demina , J.L. Dulemba , C. Fallon, T. Ferbel , M. Galanti,
A. Garcia-Bellido , O. Hindrichs , A. Khukhunaishvili , E. Ranken , R. Taus ,
G.P. Van Onsem 

The Rockefeller University, New York, New York, USA

K. Goulianos 














Rutgers, The State University of New Jersey, Piscataway, New Jersey, USA

B. Chiarito, J.P. Chou , Y. Gershtein , E. Halkiadakis , A. Hart , M. Heindl , T.W. Hu,
O. Karacheban²⁴ , I. Laflotte , A. Lath , K. Nash, M. Osherson , S. Salur , S. Schnetzer,
S. Somalwar , R. Stone , S.A. Thayil , S. Thomas, H. Wang 

University of Tennessee, Knoxville, Tennessee, USA

H. Acharya, A.G. Delannoy , S. Fiorendi , T. Holmes , E. Nibigira , S. Spanier 










Texas A&M University, College Station, Texas, USA

O. Bouhali⁹⁰ , M. Dalchenko , A. Delgado , R. Eusebi , J. Gilmore , T. Huang ,
T. Kamon⁹¹ , H. Kim , S. Luo , S. Malhotra, R. Mueller , D. Overton , D. Rathjens ,
A. Safonov 

Texas Tech University, Lubbock, Texas, USA

N. Akchurin , J. Damgov , V. Hegde , K. Lamichhane , S.W. Lee , T. Mengke,
S. Muthumuni , T. Peltola , I. Volobouev , Z. Wang, A. Whitbeck 

Vanderbilt University, Nashville, Tennessee, USA

E. Appelt , S. Greene, A. Gurrola , W. Johns , A. Melo , F. Romeo , P. Sheldon ,
S. Tuo , J. Velkovska , J. Viinikainen 

University of Virginia, Charlottesville, Virginia, USA






















B. Cardwell , B. Cox , G. Cummings , J. Hakala , R. Hirosky , M. Joyce 

A. Ledovskoy , A. Li , C. Neu , C.E. Perez Lara , B. Tannenwald 

Wayne State University, Detroit, Michigan, USA

P.E. Karchin , N. Poudyal 

University of Wisconsin - Madison, Madison, Wisconsin, USA

S. Banerjee , K. Black , T. Bose , S. Dasu , I. De Bruyn , P. Everaerts , C. Galloni, H. He , M. Herndon , A. Herve , C.K. Koraka , A. Lanaro, A. Loeliger , R. Loveless , J. Madhusudanan Sreekala , A. Mallampalli , A. Mohammadi , S. Mondal, G. Parida , D. Pinna, A. Savin, V. Shang , V. Sharma , W.H. Smith , D. Teague, H.F. Tsoi , W. Vetens 

Authors affiliated with an institute or an international laboratory covered by a cooperation agreement with CERN

S. Afanasiev , V. Andreev , Yu. Andreev , T. Aushev , M. Azarkin , A. Babaev , A. Belyaev , V. Blinov⁹², E. Boos , V. Borshch , D. Budkouski , V. Bunichev , O. Bychkova, V. Chekhovsky, R. Chistov⁹² , M. Danilov⁹² , A. Dermenev , T. Dimova⁹² , I. Dremin , M. Dubinin⁸² , L. Dudko , V. Epshteyn , A. Ershov , G. Gavrilo , V. Gavrilo , S. Gninenko , V. Golovtcov , N. Golubev , I. Golutvin , I. Gorbunov , A. Gribushin , V. Ivanchenko , Y. Ivanov , V. Kachanov , L. Kardapoltsev⁹² , V. Karjavine , A. Karneyeu , V. Kim⁹² , M. Kirakosyan, D. Kirpichnikov , M. Kirsanov , V. Klyukhin , O. Kodolova⁹³ , D. Konstantinov , V. Korenkov , A. Kozyrev⁹² , N. Krasnikov , E. Kuznetsova⁹⁴ , A. Lanev , P. Levchenko , A. Litomin, N. Lychkovskaya , V. Makarenko , A. Malakhov , V. Matveev^{92,95} , V. Murzin , A. Nikitenko⁹⁶ , S. Obraztsov , V. Okhotnikov , A. Oskin, I. Ovtin⁹² , V. Palichik , V. Perelygin , M. Perfilov, G. Pivovarov , S. Polikarpov⁹² , V. Popov, O. Radchenko⁹² , M. Savina , V. Savrin , D. Selivanova , V. Shalae , S. Shmatov , S. Shulha , Y. Skovpen⁹² , S. Slabospitskii , V. Smirnov , D. Sosnov , A. Stepenov , V. Sulimov , E. Tcherniaev , A. Terkulov , O. Teryaev , I. Tlisova , M. Toms , A. Toropin , L. Uvarov , A. Uzunian , E. Vlasov , A. Vorobyev, N. Voytishin , B.S. Yuldashev⁹⁷, A. Zarubin , I. Zhizhin , A. Zhokin

†: Deceased

¹Also at Yerevan State University, Yerevan, Armenia

²Also at TU Wien, Vienna, Austria

³Also at Institute of Basic and Applied Sciences, Faculty of Engineering, Arab Academy for Science, Technology and Maritime Transport, Alexandria, Egypt

⁴Also at Université Libre de Bruxelles, Bruxelles, Belgium

⁵Also at Universidade Estadual de Campinas, Campinas, Brazil

⁶Also at Federal University of Rio Grande do Sul, Porto Alegre, Brazil

⁷Also at UFMS, Nova Andradina, Brazil

⁸Also at The University of the State of Amazonas, Manaus, Brazil

⁹Also at University of Chinese Academy of Sciences, Beijing, China

¹⁰Also at Nanjing Normal University Department of Physics, Nanjing, China

¹¹Now at The University of Iowa, Iowa City, Iowa, USA

¹²Also at University of Chinese Academy of Sciences, Beijing, China

¹³Also at an institute or an international laboratory covered by a cooperation agreement with CERN

¹⁴Now at British University in Egypt, Cairo, Egypt

¹⁵Now at Cairo University, Cairo, Egypt

¹⁶Also at Purdue University, West Lafayette, Indiana, USA

-
- ¹⁷Also at Université de Haute Alsace, Mulhouse, France
- ¹⁸Also at Department of Physics, Tsinghua University, Beijing, China
- ¹⁹Also at Erzincan Binali Yildirim University, Erzincan, Turkey
- ²⁰Also at CERN, European Organization for Nuclear Research, Geneva, Switzerland
- ²¹Also at University of Hamburg, Hamburg, Germany
- ²²Also at RWTH Aachen University, III. Physikalisches Institut A, Aachen, Germany
- ²³Also at Isfahan University of Technology, Isfahan, Iran
- ²⁴Also at Brandenburg University of Technology, Cottbus, Germany
- ²⁵Also at Forschungszentrum Jülich, Juelich, Germany
- ²⁶Also at Physics Department, Faculty of Science, Assiut University, Assiut, Egypt
- ²⁷Also at Karoly Robert Campus, MATE Institute of Technology, Gyongyos, Hungary
- ²⁸Also at Wigner Research Centre for Physics, Budapest, Hungary
- ²⁹Also at Institute of Physics, University of Debrecen, Debrecen, Hungary
- ³⁰Also at Institute of Nuclear Research ATOMKI, Debrecen, Hungary
- ³¹Now at Universitatea Babeş-Bolyai - Facultatea de Fizica, Cluj-Napoca, Romania
- ³²Also at Faculty of Informatics, University of Debrecen, Debrecen, Hungary
- ³³Also at Punjab Agricultural University, Ludhiana, India
- ³⁴Also at UPES - University of Petroleum and Energy Studies, Dehradun, India
- ³⁵Also at University of Visva-Bharati, Santiniketan, India
- ³⁶Also at University of Hyderabad, Hyderabad, India
- ³⁷Also at Indian Institute of Science (IISc), Bangalore, India
- ³⁸Also at Indian Institute of Technology (IIT), Mumbai, India
- ³⁹Also at IIT Bhubaneswar, Bhubaneswar, India
- ⁴⁰Also at Institute of Physics, Bhubaneswar, India
- ⁴¹Also at Deutsches Elektronen-Synchrotron, Hamburg, Germany
- ⁴²Also at Sharif University of Technology, Tehran, Iran
- ⁴³Also at Department of Physics, University of Science and Technology of Mazandaran, Behshahr, Iran
- ⁴⁴Also at Helwan University, Cairo, Egypt
- ⁴⁵Also at Italian National Agency for New Technologies, Energy and Sustainable Economic Development, Bologna, Italy
- ⁴⁶Also at Centro Siciliano di Fisica Nucleare e di Struttura Della Materia, Catania, Italy
- ⁴⁷Also at Scuola Superiore Meridionale, Università di Napoli 'Federico II', Napoli, Italy
- ⁴⁸Also at Fermi National Accelerator Laboratory, Batavia, Illinois, USA
- ⁴⁹Also at Università di Napoli 'Federico II', Napoli, Italy
- ⁵⁰Also at Consiglio Nazionale delle Ricerche - Istituto Officina dei Materiali, Perugia, Italy
- ⁵¹Also at Department of Applied Physics, Faculty of Science and Technology, Universiti Kebangsaan Malaysia, Bangi, Malaysia
- ⁵²Also at Consejo Nacional de Ciencia y Tecnología, Mexico City, Mexico
- ⁵³Also at IRFU, CEA, Université Paris-Saclay, Gif-sur-Yvette, France
- ⁵⁴Also at Faculty of Physics, University of Belgrade, Belgrade, Serbia
- ⁵⁵Also at Trincomalee Campus, Eastern University, Sri Lanka, Nilaveli, Sri Lanka
- ⁵⁶Also at INFN Sezione di Pavia, Università di Pavia, Pavia, Italy
- ⁵⁷Also at National and Kapodistrian University of Athens, Athens, Greece
- ⁵⁸Also at Ecole Polytechnique Fédérale Lausanne, Lausanne, Switzerland
- ⁵⁹Also at Universität Zürich, Zurich, Switzerland
- ⁶⁰Also at Stefan Meyer Institute for Subatomic Physics, Vienna, Austria
- ⁶¹Also at Laboratoire d'Annecy-le-Vieux de Physique des Particules, IN2P3-CNRS, Annecy-le-Vieux, France

- ⁶²Also at Near East University, Research Center of Experimental Health Science, Mersin, Turkey
- ⁶³Also at Konya Technical University, Konya, Turkey
- ⁶⁴Also at Izmir Bakircay University, Izmir, Turkey
- ⁶⁵Also at Adiyaman University, Adiyaman, Turkey
- ⁶⁶Also at Necmettin Erbakan University, Konya, Turkey
- ⁶⁷Also at Bozok Universitetesi Rektörlüğü, Yozgat, Turkey
- ⁶⁸Also at Marmara University, Istanbul, Turkey
- ⁶⁹Also at Milli Savunma University, Istanbul, Turkey
- ⁷⁰Also at Kafkas University, Kars, Turkey
- ⁷¹Also at Hacettepe University, Ankara, Turkey
- ⁷²Also at Istanbul University - Cerrahpasa, Faculty of Engineering, Istanbul, Turkey
- ⁷³Also at Yildiz Technical University, Istanbul, Turkey
- ⁷⁴Also at Vrije Universiteit Brussel, Brussel, Belgium
- ⁷⁵Also at School of Physics and Astronomy, University of Southampton, Southampton, United Kingdom
- ⁷⁶Also at University of Bristol, Bristol, United Kingdom
- ⁷⁷Also at IPPP Durham University, Durham, United Kingdom
- ⁷⁸Also at Monash University, Faculty of Science, Clayton, Australia
- ⁷⁹Also at Università di Torino, Torino, Italy
- ⁸⁰Also at Bethel University, St. Paul, Minnesota, USA
- ⁸¹Also at Karamanoğlu Mehmetbey University, Karaman, Turkey
- ⁸²Also at California Institute of Technology, Pasadena, California, USA
- ⁸³Also at United States Naval Academy, Annapolis, Maryland, USA
- ⁸⁴Also at Ain Shams University, Cairo, Egypt
- ⁸⁵Also at Bingol University, Bingol, Turkey
- ⁸⁶Also at Georgian Technical University, Tbilisi, Georgia
- ⁸⁷Also at Sinop University, Sinop, Turkey
- ⁸⁸Also at Erciyes University, Kayseri, Turkey
- ⁸⁹Also at Institute of Modern Physics and Key Laboratory of Nuclear Physics and Ion-beam Application (MOE) - Fudan University, Shanghai, China
- ⁹⁰Also at Texas A&M University at Qatar, Doha, Qatar
- ⁹¹Also at Kyungpook National University, Daegu, Korea
- ⁹²Also at another institute or international laboratory covered by a cooperation agreement with CERN
- ⁹³Also at Yerevan Physics Institute, Yerevan, Armenia
- ⁹⁴Now at University of Florida, Gainesville, Florida, USA
- ⁹⁵Now at another institute or international laboratory covered by a cooperation agreement with CERN
- ⁹⁶Also at Imperial College, London, United Kingdom
- ⁹⁷Also at Institute of Nuclear Physics of the Uzbekistan Academy of Sciences, Tashkent, Uzbekistan