

Doubly-polarized WZ hadronic cross sections at NLO QCD+EW accuracy

Duc Ninh Le,^a Julien Baglio^b

^a*Faculty of Fundamental Sciences, PHENIKAA University, Hanoi 12116, Vietnam*

^b*Theoretical Physics Department, CERN, CH-1211 Geneva 23, Switzerland*

E-mail: ninh.leduc@phenikaa-uni.edu.vn, julien.baglio@cern.ch

ABSTRACT: We present new results for next-to-leading order (NLO) electroweak (EW) corrections to double polarization signals in the WZ production channel at the LHC using the $e^+\nu_e\mu^+\mu^-$ final state. It is found that the EW corrections are most sizable in the transverse momentum distributions of the doubly longitudinal polarization, being around -10% compared to the NLO QCD prediction at $p_{T,e} \approx 200$ GeV, which is in the accessible energy range of the current LHC data.

Contents

1	Introduction	1
2	Calculation of polarized cross sections	2
3	Numerical results	4
3.1	Integrated polarized cross sections	4
3.2	Kinematic distributions	6
4	Conclusions	9

1 Introduction

The CERN Large Hadron Collider (LHC) has been operating since 2009 and has accumulated lots of data, in particular in the production of W and Z electroweak (EW) gauge bosons. The detailed study of their properties allows theorists and experimentalists for probing deeply the Standard Model (SM) and in particular the EW symmetries, as well as for searching for potential new-physics effects signaled by deviations from SM expected shapes in various observables. With 13 TeV data as well as with new data coming from run 3 and beyond in the next years, it is possible to study non-trivial observables such as the polarization of the gauge bosons, in particular in the four-lepton channel via ZZ production and in the three-lepton channel via WZ production. The latest measurements from ATLAS and CMS collaborations in the three-lepton channel can be found in Refs. [1, 2], respectively.

Higher order QCD and EW corrections to three-lepton production in the WZ channel have reached a high precision. The next-to-leading order (NLO) QCD corrections were calculated in Refs. [3, 4] for on-shell production and in Refs. [5, 6] for off-shell production. The NLO EW corrections were presented in Refs. [7–10], showing in particular the importance of the quark-photon induced correction. The full NLO QCD predictions including full off-shell and spin-correlation effects for leptonic final states can be numerically calculated with the help of public computer programs such as MCFM [11, 12] or VBFNLO [13, 14]. In 2018 these calculations have been extended to include anomalous couplings effects at the NLO QCD+EW accuracy as well [15]. QCD precision has reached the next-to-next-to-leading order (NNLO) accuracy [16–18] and a combination of NLO EW and NNLO QCD corrections has been performed in Ref. [19]. Parton shower effects have also been calculated at NLO QCD [20, 21], later extended to include SM effective field theory effects in Refs. [22, 23], while the consistent matching of NLO QCD+EW corrections has been performed in Ref. [24].

As more data is available, there is a growing interest in the study of the polarization of the gauge bosons in the three-lepton channel ¹. Notably, ATLAS presented in 2019 results for angular observables with 13 TeV data in the WZ channel [26]. On the theory side, the study of gauge boson polarizations effects started in the eighties [27, 28] and the NLO QCD corrections were included in Ref. [29]. The EW corrections have been calculated in detail in Refs. [30, 31]. The latter studies have introduced in particular the concept of fiducial polarization observables constructed out of the final-state angular observables in the fiducial volume, including the experimental cuts, but they have not investigated the separation of polarization states at the amplitude level. In order to do it is necessary to study three-lepton production in the double-pole approximation (DPA) where the production and decay amplitudes are calculated in the on-shell approximations, and then combined using a sum over all polarizations retaining the full phase-space in the gauge boson propagators. This study has been performed at NLO QCD in Ref. [32], but is still lacking the NLO EW corrections, contrary to the four-lepton channel [33]. Our study closes the gap by including the NLO QCD and EW corrections in the DPA for the three-lepton channels, separating the polarization states at the amplitude level. In this letter, we provide results for the W^+Z channel using the same fiducial cuts and reference frame as ATLAS [26].

The paper is organized as follows. The definition of polarizations and a sketch of our calculation framework are given in Section 2. Numerical results at the 13 TeV LHC are presented in Section 3, starting with the integrated polarized cross sections in Subsection 3.1 before describing kinematical distributions in Subsection 3.2. Conclusions are provided in Section 4.

2 Calculation of polarized cross sections

The process considered in this paper reads

$$p + p \rightarrow V_1(q_1) + V_2(q_2) \rightarrow \ell_1(k_1) + \ell_2(k_2) + \ell_3(k_3) + \ell_4(k_4) + X, \quad (2.1)$$

where the final-state leptons can be either $e^+\nu_e\mu^+\mu^-$ or $e^-\bar{\nu}_e\mu^+\mu^-$ and the intermediate gauge bosons are $V_1 = W^\pm$, $V_2 = Z$.

The polarization signals are defined using the double-pole approximation. In this framework, the final state leptons are created from intermediate states of an on-shell diboson system as can be seen from Fig. 1. Non-double-pole contributions such as $W \rightarrow 4l$ or $W\gamma \rightarrow 4l$ shown in Fig. 2 are excluded.

Each massive gauge boson has three polarization states, two transverse (T) and one longitudinal (L). The diboson system has therefore nine polarization states. One can thus imagine the process Eq. (2.1) occurs in a way similar to a 9-slit experiment, each slit corresponds to a polarization state of the WZ system. It is therefore natural to expect that there must be interferences between waves passing through the different slits.

¹The two-lepton plus missing energy production is also interesting but more difficult to measure. Very recently, an NNLO QCD polarization study of the W^+W^- production has been performed in Ref. [25].

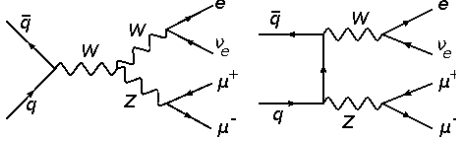


Figure 1: Doubly resonant diagrams at leading order.

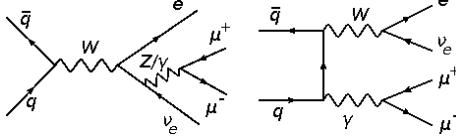


Figure 2: Non-doubly resonant diagrams at leading order.

Quantitatively, the contributions of those nine polarization states can be calculated as follows. At LO, the amplitude in the DPA is defined as (see e.g. Ref. [34])

$$\mathcal{A}_{\text{LO,DPA}}^{\bar{q}q' \rightarrow V_1 V_2 \rightarrow 4l} = \frac{1}{Q_1 Q_2} \sum_{\lambda_1, \lambda_2=1}^3 \mathcal{A}_{\text{LO}}^{\bar{q}q' \rightarrow V_1 V_2} \mathcal{A}_{\text{LO}}^{V_1 \rightarrow \ell_1 \ell_2} \mathcal{A}_{\text{LO}}^{V_2 \rightarrow \ell_3 \ell_4}, \quad (2.2)$$

with

$$Q_j = q_j^2 - M_{V_j}^2 + iM_{V_j}\Gamma_{V_j}, \quad (2.3)$$

where $q_1 = k_1 + k_2$, $q_2 = k_3 + k_4$, M_V and Γ_V are the physical mass and width of the gauge bosons. We note that all helicity amplitudes in the numerator must be calculated using on-shell momenta. This is important to make sure that the amplitudes are gauge invariant. The OS momenta can be calculated from the original momenta k_i by means of an OS mapping. This mapping is not unique. However, it has been pointed out in Ref. [34] that different mappings lead to small differences of the order of $\alpha\Gamma_V/(\pi M_V)$.

From Eq. (2.2) we can define the nine polarization contributions and their interferences. For example, the longitudinal-longitudinal (LL) contribution is calculated by selecting the $\lambda_1 = \lambda_2 = 2$ term in the r.h.s. Similarly, the transverse-transverse (TT) polarization is obtained by adding the (1, 1), (1, 3), (3, 1), (3, 3) terms. Interferences between these polarization states are therefore included in the TT contribution. In the following, we will classify all polarization states into four groups LL, LT, TL, TT. The unpolarized result, calculated from Eq. (2.2), is thus the sum of these contributions and their interferences. While the unpolarized cross section is Lorentz invariant, individual polarized cross sections are not, hence dependent on a chosen reference frame. In this paper, we provide results in the WZ center-of-mass system (c.m.s.), which was recently used by ATLAS in Ref. [26].

NLO QCD and EW corrections are also calculated in the DPA. The NLO QCD calculation has been done in [32], which is the same as for the WW [35] and ZZ [33] production. NLO EW corrections for the ZZ case has been very recently calculated in [33]. For the present process of WZ , the NLO EW corrections are more complicated because the photon can be radiated off the W boson, which is treated as on-shell. Technical details of this

calculation will be provided in a separate longer publication [36]. Concerning the OS mappings, the mappings $\text{DPA}^{(2,2)}$ and $\text{DPA}^{(3,2)}$ given in [33] for $1 \rightarrow 2$ and $1 \rightarrow 3$ decays of the massive gauge bosons, respectively, are used for both gauge bosons.

3 Numerical results

The input parameters are the same as in Ref. [30]. We re-provide them here for the sake of completeness.

$$\begin{aligned} G_\mu &= 1.16637 \times 10^{-5} \text{ GeV}^{-2}, \quad M_W = 80.385 \text{ GeV}, \quad M_Z = 91.1876 \text{ GeV}, \\ \Gamma_W &= 2.085 \text{ GeV}, \quad \Gamma_Z = 2.4952 \text{ GeV}, \quad M_t = 173 \text{ GeV}, \quad M_H = 125 \text{ GeV}. \end{aligned} \quad (3.1)$$

The masses of the leptons and the light quarks, *i.e.* all but the top mass, are neglected. The electromagnetic coupling is calculated as $\alpha_{G_\mu} = \sqrt{2}G_\mu M_W^2(1 - M_W^2/M_Z^2)/\pi$. For the factorization and renormalization scales, we use $\mu_F = \mu_R = (M_W + M_Z)/2$. Moreover, the parton distribution functions (PDF) are calculated using the Hessian set LUXqed17_plus_PDF4LHC15_nnlo_30 [37–46] via the library LHAPDF6 [47].

We will present results for the LHC at a center-of-mass energy $\sqrt{s} = 13$ TeV. The extra parton radiation occurring in the NLO QCD corrections is treated inclusively and no jet cuts are applied. Lepton-photon recombination is implemented, where the momentum of a given charged lepton ℓ is redefined as $p'_\ell = p_\ell + p_\gamma$ if $\Delta R(\ell, \gamma) \equiv \sqrt{(\Delta\eta)^2 + (\Delta\phi)^2} < 0.1$. The letter ℓ denotes either e or μ . After the possible lepton-photon recombination we then apply the following phase-space cut:

$$\begin{aligned} p_{T,\mu} &> 15 \text{ GeV}, \quad p_{T,e} > 20 \text{ GeV}, \quad |\eta_\ell| < 2.5, \\ \Delta R(e, \mu^\pm) &> 0.3, \quad \Delta R(\mu^+, \mu^-) > 0.2, \\ |m_{\mu^+\mu^-} - M_Z| &< 10 \text{ GeV}, \quad m_{T,W} > 30 \text{ GeV}, \end{aligned} \quad (3.2)$$

which is used by ATLAS in Refs. [26, 48] to define the fiducial phase space.

3.1 Integrated polarized cross sections

We first present results for the doubly polarized integrated cross sections in Table 1. The unpolarized value, which is the sum of the polarized ones and their interference (last row), is also provided. For the unpolarized cross section, the NLO QCD corrections are rather large, of the order of +80%, while the NLO EW corrections (usually denoted by δ_{EW} in the literature) are negative and amount to -4.2%. We define a correction factor $\bar{\delta}_{\text{EW}}$ which gives the amount of NLO EW corrections with respect to the NLO QCD cross section, so that we can assess the importance of the EW corrections with respect to the QCD-corrected cross sections. For the unpolarized cross section we get $\bar{\delta}_{\text{EW}} = -2.3\%$. We also provide the three-point scale uncertainty, obtained by comparing the results obtained with $\mu_F = \mu_R = \mu_0 = (M_W + M_Z)/2$ with those obtained using $\mu_F = \mu_R = 2\mu_0$ and with $\mu_F = \mu_R = \mu_0/2$. The LO (and NLO EW) scale uncertainty of the unpolarized cross

	σ_{LO} [fb]	f_{LO} [%]	$\sigma_{\text{NLO}}^{\text{EW}}$ [fb]	$f_{\text{NLO}}^{\text{EW}}$ [%]	$\sigma_{\text{NLO}}^{\text{QCD}}$ [fb]	$f_{\text{NLO}}^{\text{QCD}}$ [%]	$\sigma_{\text{NLO}}^{\text{QCDEW}}$ [fb]	$f_{\text{NLO}}^{\text{QCDEW}}$ [%]
Unpolarized	18.934(1) $^{+4.8\%}_{-5.9\%}$	100	18.138(1) $^{+4.9\%}_{-6.0\%}$	100	34.071(2) $^{+4.3\%}_{-3.4\%}$	100	33.275(2) $^{+4.5\%}_{-3.6\%}$	100
$W_L^+ Z_L$	1.492 $^{+5.1\%}_{-6.3\%}$	7.9	1.428 $^{+5.2\%}_{-6.4\%}$	7.9	1.938 $^{+1.0\%}_{-0.5\%}$	5.7	1.874 $^{+1.2\%}_{-0.6\%}$	5.6
$W_L^+ Z_T$	2.018 $^{+5.8\%}_{-7.0\%}$	10.7	1.951 $^{+5.8\%}_{-7.0\%}$	10.8	5.273 $^{+6.2\%}_{-5.2\%}$	15.5	5.207 $^{+6.4\%}_{-5.3\%}$	15.6
$W_T^+ Z_L$	1.903 $^{+5.7\%}_{-6.9\%}$	10.1	1.893 $^{+5.7\%}_{-6.9\%}$	10.4	5.024 $^{+6.3\%}_{-5.3\%}$	14.7	5.013 $^{+6.3\%}_{-5.3\%}$	15.1
$W_T^+ Z_T$	13.376 $^{+4.5\%}_{-5.6\%}$	70.6	12.728(1) $^{+4.6\%}_{-5.7\%}$	70.2	21.626(2) $^{+3.7\%}_{-2.8\%}$	63.5	20.977(2) $^{+4.0\%}_{-3.0\%}$	63.0
Interference	0.144(1) $^{+3.4\%}_{-4.6\%}$	0.8	0.138(1) $^{+3.3\%}_{-5.6\%}$	0.8	0.210(3) $^{+1.1\%}_{-1.5\%}$	0.6	0.204(3) $^{+0.8\%}_{-1.6\%}$	0.6

Table 1: Unpolarized and doubly polarized cross sections in fb together with polarization fractions calculated at LO, NLO EW, NLO QCD, and NLO QCD+EW, all in the DPA, in the WZ center-of-mass system for the process $pp \rightarrow W^+ Z \rightarrow e^+ \nu_e \mu^+ \mu^-$. The statistical uncertainties (in parenthesis) are given on the last digits of the central prediction when significant. Three-point scale uncertainty is also provided for the cross sections as sub- and superscripts in percent.

section is quite small, $\sim +5\%/ -6\%$, while the NLO QCD (and NLO QCD+EW, written also as NLO QCDEW) scale uncertainty is slightly smaller, $\sim +4.5\%/ -3.5\%$.

We have computed the polarized cross sections for the four polarization combinations: the doubly longitudinal polarization $W_L Z_L$, the doubly transverse polarization $W_T Z_T$, as well as the mixed polarizations $W_L Z_T$ and $W_T Z_L$. We also provide numbers for the interference term, that when summed with the four polarized cross sections helps to recover the unpolarized cross section. Both at LO and at NLO the doubly transverse polarization cross section has the highest fraction, around 70.5% at LO and 63% at NLO QCDEW. The NLO EW corrections are quite small and negative, as in the unpolarized case, and of the order of -5% while $\bar{\delta}_{\text{EW}} = -3\%$. There is also a slight reduction of the scale uncertainty for the doubly transverse cross section, from +4.5%/-5.6% at LO down to +4%/-3% at NLO QCDEW.

The doubly longitudinal polarization contributes to 8% to the unpolarized cross section at LO and to 5.6% at NLO QCDEW. The NLO QCD corrections are much smaller than those of the unpolarized and doubly transverse polarization cross sections, of the order of +30%, while the NLO EW corrections and $\bar{\delta}_{\text{EW}}$ are quite similar, -4.3% and -3.3% respectively. There is a strong reduction of the scale uncertainty from LO to NLO QCDEW, with +5.1%/-6.3% at LO down to +1.2%/-0.6% at NLO QCDEW.

The mixed polarizations contribute to around 10% each to the unpolarized cross section at LO and to around 15% each at NLO QCDEW. The NLO QCD corrections are much bigger than in the other polarizations: the ratio NLO QCD/LO amounts to around 2.6. The NLO EW corrections are very small in comparison as we get $\bar{\delta}_{\text{EW}} = -1.3\%$ for the $W_L Z_T$ cross section and $\bar{\delta}_{\text{EW}} = -0.2\%$ for the $W_T Z_L$ cross section. The scale uncertainty is quite similar at LO and NLO QCDEW.

The last row of Table 1 gives the results for the interference term. It is one to two orders of magnitude smaller than the doubly polarized cross sections and contributes to

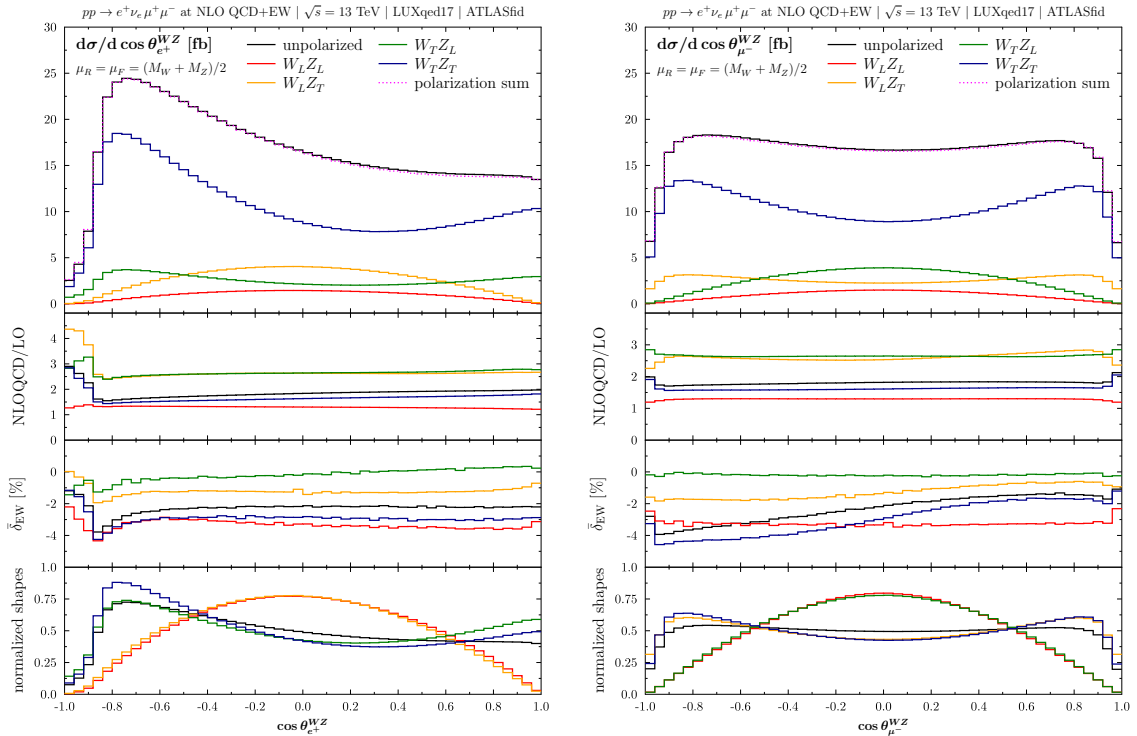


Figure 3: Distributions in $\cos \theta_{e^+}^{WZ}$ (left) and $\cos \theta_{\mu^-}^{WZ}$ (right). These angles are calculated in the WZ center-of-mass system (more details are provided in the text), hence denoted with the WZ superscript. The big panel shows the absolute values of the cross sections at NLO QCD+EW. The middle-up panel displays the ratio of the NLO QCD cross sections to the corresponding LO ones. The middle-down panel shows $\bar{\delta}_{\text{EW}}$, the EW corrections relative to the NLO QCD cross sections, in percent. In the bottom panel, the normalized shapes of the distributions are plotted to highlight differences in shape.

only 1% to the unpolarized cross section at LO and to 0.6% at NLO QCDEW, indicating that the interference effects are subdominant. The scale uncertainty at NLO EW is slightly bigger than at LO, but given that the cross section is so small this may be attributed to numerical effects: we calculate the interference cross section as the difference between the unpolarized cross section and the sum of the doubly-polarized cross sections, so that the scale variation is very sensitive to the numerical error on the cross sections. This effect is mitigated when comparing NLO QCD and NLO QCDEW results.

3.2 Kinematic distributions

We now present results for differential cross sections. The most important distribution in the analysis of W/Z boson polarizations is the angular distribution of the decay lepton. In this paper, the polarizations are calculated in the WZ center-of-mass system. The charged lepton angle θ_ℓ^{WZ} is therefore defined as the angle between the momentum of the parent gauge boson calculated in the WZ c.m.s. ($\vec{p}_V^{WZ\text{-cms}}$) and the momentum of

the lepton calculated in the gauge boson rest frame ($\vec{p}_\ell^{\text{V-rest}}$). From this distribution, the polarization fractions of the gauge boson can be directly extracted (see e.g. Refs. [30, 49]). It is therefore important to see the various sub-contributions to this distribution from the individual polarizations of the WZ system. This information is shown in Fig. 3 for the cases of e^+ (coming from the decay of the W^+ boson) and μ^- (coming from the decay of the Z boson). The NLO QCD results have been recently presented in [32], which agree very well with our results (see the middle-up panels). The new results of this work are the EW corrections, shown in the middle-down panel. We remind that the EW corrections are defined with respect to the NLO QCD results. We see that the EW corrections are ranging from -4.5% to $+0.5\%$ for both cases and for all individual double polarizations. The interference effects can be seen from the difference between the unpolarized cross section and the sum of the $W_T Z_T$, $W_T Z_L$, $W_L Z_T$, and $W_L Z_L$ ones. We observe that this effect is uniformly very small here. In the bottom panel, we highlight the shape differences by showing the normalized distributions, i.e. the distributions in the big panels are normalized by the corresponding integrated cross sections. Looking at these normalized shapes, we see that, as expected, the electron-angle distribution is insensitive to the polarizations of the Z boson, while it is highly sensitive to the polarizations of the W boson. The unpolarized shape is mostly defined by the W 's transverse polarization. The same things can be said for the muon case. However, the unpolarized shape is more affected by the Z 's longitudinal polarization. We observe also that the shapes of $W_T Z_T$ (blue) and $W_L Z_T$ (orange) are more identical than the electron plot (see the $W_T Z_T$ and $W_T Z_L$). In other words, the Z_L and Z_T are affecting the electron angle in a significantly different way when $|\cos\theta_{e^+}^{WZ}| \approx 1$, while the W_L and W_T are affecting the muon angle in the same manner. The results in [32] show the same behavior. This is rather unexpected. In [32], it is attributed to the differences in the kinematic cuts applied on the Z and W decay leptons.

We next move to distributions in azimuthal angles, namely the angles between the momenta of the electron and the muons, $\Delta\phi(e^+, \mu^-)$ and $\Delta\phi(e^+, \mu^+)$. We obviously expect that different polarizations contribute differently to these observables. The results are provided in Fig. 4, presented in the same format as the previous distributions. The first interesting thing to notice is that the $W_T Z_L$ and $W_L Z_T$ are the same in magnitude and in shape. They are only different in the EW corrections (middle-down panels), but these effects are too small to be visible in actual measurements. The shape of the $W_L Z_L$ is distinctly different from the other ones, hence this can be used as a discriminator to measure the $W_L Z_L$ component. The EW corrections are small, being from -5% to $+1\%$ for all polarizations and for both distributions.

Finally, the transverse momentum distributions for the electron and the Z boson are shown in Fig. 5. Very unexpectedly, as opposed to the above angular distributions, the $W_L Z_L$ contributions are not smallest in both plots at large p_T . For the electron case, at large $p_{T,e}$, the $W_L Z_L$ and $W_L Z_T$ components fall fastest and become very small. They must vanish in the large $p_{T,e}$ limit, being equal to the Goldstone contribution, according to the equivalence theorem [28]. At small $p_{T,e}$, the $W_L Z_L$ is smallest. With increasing p_T , the $W_L Z_T$ drops faster and becomes smallest at around 150 GeV. Similar phenomenon happens for the $p_{T,Z}$ case: the $W_T Z_L$ becomes smaller than the $W_L Z_L$ at around 200 GeV.

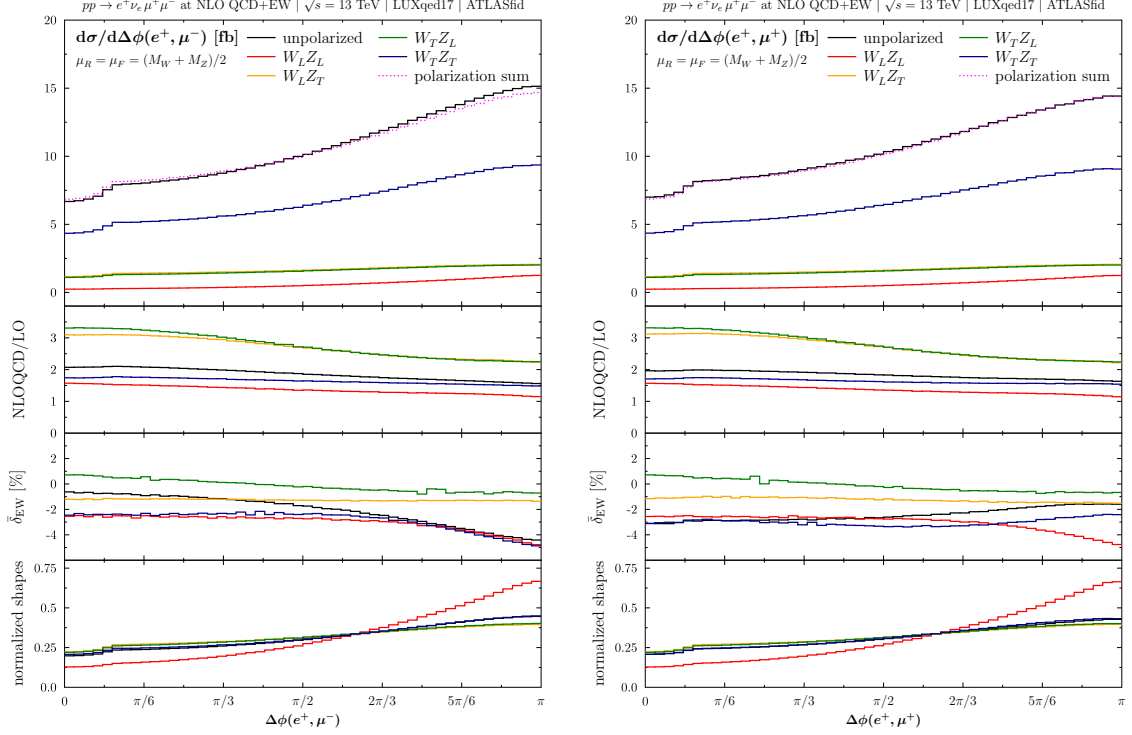


Figure 4: Same as Fig. 3 but for the azimuthal angles between the momenta of the electron and the muons, $\Delta\phi(e^+, \mu^-)$ (left) and $\Delta\phi(e^+, \mu^+)$ (right).

Same kind of behavior was obtained in [33] (see Figs. 8 and 9 there) for the ZZ process. To understand why the $W_L Z_T$ and $W_T Z_L$ contributions can be so small, it is interesting to look at the LO results (the reader can also see this from the big panels by removing the QCD corrections using the information in the NLO QCD/LO panels. The EW corrections are small and irrelevant here.). The picture at LO (not shown here) for the $p_{T,e}$ distribution reads: at small $p_{T,e}$ the $W_T Z_L$, $W_L Z_T$, $W_L Z_L$ are at the same order of magnitude; then with increasing momentum the $W_T Z_L$ and $W_L Z_T$ drop much faster and become much smaller than the $W_L Z_L$. We now take into account the QCD corrections. Fig. 5 (left) shows that the $W_T Z_L$ gets a huge correction, the $W_L Z_T$ a large correction, and the $W_L Z_L$ a small correction. This changes the hierarchy, making the $W_T Z_L$ largest and $W_L Z_T$ smallest at NLO QCD. Similar things happen in the $p_{T,Z}$ distribution with the $W_T Z_L$ and $W_L Z_T$ interchanged.

The other important result is the magnitude of the EW corrections, which can be important for the interesting case of doubly longitudinal cross section. EW correction is about -20% at $p_{T,e} \approx 450$ GeV, and is about -10% at $p_{T,e} \approx 200$ GeV which is currently accessible at the LHC (see Refs. [2, 26]). For the $p_{T,Z}$ distribution, the corrections are significantly smaller. This correction originates from the negative Sudakov corrections in the virtual contribution. It can therefore be fitted using the single and double Sudakov

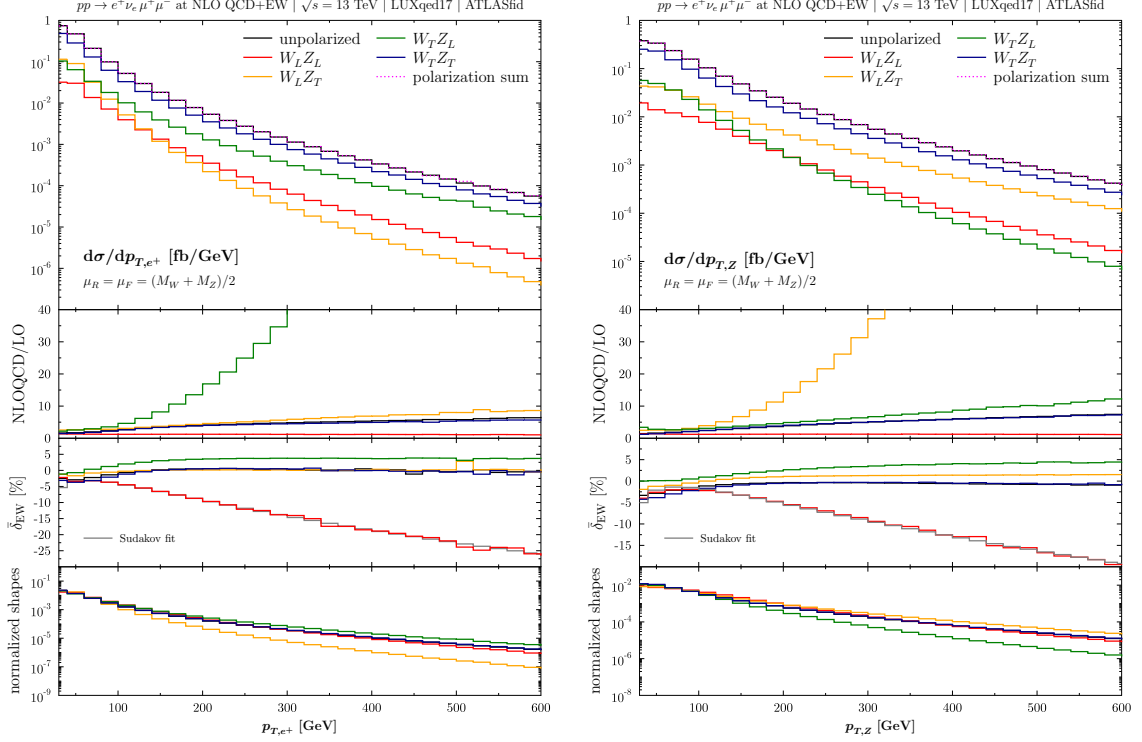


Figure 5: Same as Fig. 3 but for the transverse momentum of the electron (left) and the Z boson (right). In the middle-down panel, the grey line is the Sudakov fit (see text) of the $W_L Z_L$ EW correction.

logarithms. Our fit yields

$$\bar{\delta}_{\text{EW}}^{\text{fit},e} = -0.034 \left[1 + 0.7 \log \left(\frac{p_{T,e}}{M_W} \right) + 1.3 \log^2 \left(\frac{p_{T,e}}{M_W} \right) \right], \quad (3.3)$$

$$\bar{\delta}_{\text{EW}}^{\text{fit},Z} = -0.015 \left[1 + \log \left(\frac{p_{T,Z}}{M_Z} \right) + 2.8 \log^2 \left(\frac{p_{T,Z}}{M_Z} \right) \right], \quad (3.4)$$

where a constant term has been added in the fit to account for the low energy regime. These fits are shown in the plots (grey line), showing excellent agreement with the exact values. For the other polarizations, EW corrections are smaller than 5%, hence can be neglected.

4 Conclusions

We have presented, for the first time, the NLO EW corrections to the doubly-polarized cross sections of the process $pp \rightarrow W^+ Z \rightarrow e^+ \nu_e \mu^+ \mu^- + X$ at the LHC. The results are of direct consequences to the measurements of double-polarization signals in the WZ production channel at the LHC. To be as close as possible to the current experimental setup, the ATLAS fiducial cuts have been used and the polarization signals are defined in the WZ c.m.s as implemented in the latest polarization measurement by ATLAS [26].

For completeness and putting everyone in the same footing, we have re-calculated the known NLO QCD corrections and obtained good agreement with the results of Denner and Pelliccioli [32]. The QCD corrections are then combined with the EW ones to obtain the full NLO QCD+EW results.

We found that the impact of EW corrections on the integrated polarized cross sections is negligible, being smaller than 3% (relative to the NLO QCD results) for all polarizations. For angular distributions ($\cos\theta_{e^+}^{WZ}$, $\cos\theta_{\mu^-}^{WZ}$, $\Delta\phi(e^+, \mu^-)$, and $\Delta\phi(e^+, \mu^+)$), the EW corrections are also very small, being smaller than 5% across the full ranges. For transverse momentum distributions ($p_{T,e}$ and $p_{T,Z}$), the EW corrections are found to be sizable only in the doubly longitudinal cross section. At the current LHC accessible range of $p_{T,e} \approx 200$ GeV, the correction is about -10% . The magnitude of the correction increases rapidly with p_T . The shape of this correction can be excellently fitted using the single and double Sudakov logarithms.

Acknowledgments

This research is funded by the Vietnam National Foundation for Science and Technology Development (NAFOSTED) under grant number 103.01-2020.17.

References

- [1] ATLAS collaboration, G. Aad et al., *Search for new phenomena in three- or four-lepton events in pp collisions at $\sqrt{s} = 13$ TeV with the ATLAS detector*, [2107.00404](#).
- [2] CMS collaboration, A. Tumasyan et al., *Measurement of the inclusive and differential WZ production cross sections, polarization angles, and triple gauge couplings in pp collisions at $\sqrt{s} = 13$ TeV*, [2110.11231](#).
- [3] J. Ohnemus, *An order α_s calculation of hadronic $W^\pm Z$ production*, *Phys. Rev.* **D44** (1991) 3477.
- [4] S. Frixione, P. Nason and G. Ridolfi, *Strong corrections to W Z production at hadron colliders*, *Nucl. Phys.* **B383** (1992) 3.
- [5] L. J. Dixon, Z. Kunszt and A. Signer, *Helicity amplitudes for $\mathcal{O}(\alpha_s)$ production of W^+W^- , $W^\pm Z$, ZZ , $W^\pm\gamma$, or $Z\gamma$ pairs at hadron colliders*, *Nucl. Phys.* **B531** (1998) 3 [[hep-ph/9803250](#)].
- [6] L. J. Dixon, Z. Kunszt and A. Signer, *Vector boson pair production in hadronic collisions at order α_s : Lepton correlations and anomalous couplings*, *Phys. Rev.* **D60** (1999) 114037 [[hep-ph/9907305](#)].
- [7] E. Accomando, A. Denner and A. Kaiser, *Logarithmic electroweak corrections to gauge-boson pair production at the LHC*, *Nucl. Phys. B* **706** (2005) 325 [[hep-ph/0409247](#)].
- [8] A. Bierweiler, T. Kasprzik and J. H. Kühn, *Vector-boson pair production at the LHC to $\mathcal{O}(\alpha^3)$ accuracy*, *JHEP* **12** (2013) 071 [[1305.5402](#)].
- [9] J. Baglio, L. D. Ninh and M. M. Weber, *Massive gauge boson pair production at the LHC: a next-to-leading order story*, *Phys. Rev.* **D88** (2013) 113005 [[1307.4331](#)].

- [10] B. Biedermann, A. Denner and L. Hofer, *Next-to-leading-order electroweak corrections to the production of three charged leptons plus missing energy at the LHC*, *JHEP* **10** (2017) 043 [[1708.06938](#)].
- [11] J. M. Campbell and R. K. Ellis, *An Update on vector boson pair production at hadron colliders*, *Phys. Rev.* **D60** (1999) 113006 [[hep-ph/9905386](#)].
- [12] J. M. Campbell, R. K. Ellis and C. Williams, *Vector boson pair production at the LHC*, *JHEP* **07** (2011) 018 [[1105.0020](#)].
- [13] K. Arnold et al., *VBFNLO: A Parton level Monte Carlo for processes with electroweak bosons*, *Comput. Phys. Commun.* **180** (2009) 1661 [[0811.4559](#)].
- [14] J. Baglio et al., *Release Note - VBFNLO 2.7.0*, [1404.3940](#).
- [15] M. Chiesa, A. Denner and J.-N. Lang, *Anomalous triple-gauge-boson interactions in vector-boson pair production with RECOLA2*, *Eur. Phys. J. C* **78** (2018) 467 [[1804.01477](#)].
- [16] T. Gehrmann, A. von Manteuffel and L. Tancredi, *The two-loop helicity amplitudes for $q\bar{q}' \rightarrow V_1 V_2 \rightarrow 4$ leptons*, *JHEP* **09** (2015) 128 [[1503.04812](#)].
- [17] M. Grazzini, S. Kallweit, D. Rathlev and M. Wiesemann, *$W^\pm Z$ production at hadron colliders in NNLO QCD*, *Phys. Lett.* **B761** (2016) 179 [[1604.08576](#)].
- [18] M. Grazzini, S. Kallweit, D. Rathlev and M. Wiesemann, *$W^\pm Z$ production at the LHC: fiducial cross sections and distributions in NNLO QCD*, *JHEP* **05** (2017) 139 [[1703.09065](#)].
- [19] M. Grazzini, S. Kallweit, J. M. Lindert, S. Pozzorini and M. Wiesemann, *NNLO QCD + NLO EW with Matrix+OpenLoops: precise predictions for vector-boson pair production*, *JHEP* **02** (2020) 087 [[1912.00068](#)].
- [20] T. Melia, P. Nason, R. Rontsch and G. Zanderighi, *W^+W^- , WZ and ZZ production in the POWHEG BOX*, *JHEP* **11** (2011) 078 [[1107.5051](#)].
- [21] P. Nason and G. Zanderighi, *W^+W^- , WZ and ZZ production in the POWHEG-BOX-V2*, *Eur. Phys. J. C* **74** (2014) 2702 [[1311.1365](#)].
- [22] J. Baglio, S. Dawson and S. Homiller, *QCD corrections in Standard Model EFT fits to WZ and WW production*, *Phys. Rev. D* **100** (2019) 113010 [[1909.11576](#)].
- [23] J. Baglio, S. Dawson, S. Homiller, S. D. Lane and I. M. Lewis, *Validity of standard model EFT studies of VH and VV production at NLO*, *Phys. Rev. D* **101** (2020) 115004 [[2003.07862](#)].
- [24] M. Chiesa, C. Oleari and E. Re, *NLO QCD+NLO EW corrections to diboson production matched to parton shower*, *Eur. Phys. J. C* **80** (2020) 849 [[2005.12146](#)].
- [25] R. Poncelet and A. Popescu, *NNLO QCD study of polarised W^+W^- production at the LHC*, *JHEP* **07** (2021) 023 [[2102.13583](#)].
- [26] ATLAS collaboration, M. Aaboud et al., *Measurement of $W^\pm Z$ production cross sections and gauge boson polarisation in pp collisions at $\sqrt{s} = 13$ TeV with the ATLAS detector*, *Eur. Phys. J. C* **79** (2019) 535 [[1902.05759](#)].
- [27] C. L. Bilchak, R. W. Brown and J. D. Stroughair, *W^\pm and Z^0 Polarization in Pair Production: Dominant Helicities*, *Phys. Rev.* **D29** (1984) 375.
- [28] S. S. D. Willenbrock, *Pair Production of W and Z Bosons and the Goldstone Boson Equivalence Theorem*, *Annals Phys.* **186** (1988) 15.

- [29] W. J. Stirling and E. Vryonidou, *Electroweak gauge boson polarisation at the LHC*, *JHEP* **07** (2012) 124 [[1204.6427](#)].
- [30] J. Baglio and L. D. Ninh, *Fiducial polarization observables in hadronic WZ production: A next-to-leading order QCD+EW study*, *JHEP* **04** (2019) 065 [[1810.11034](#)].
- [31] J. Baglio and L. D. Ninh, *Polarization observables in WZ production at the 13 TeV LHC: Inclusive case*, *Commun. in Phys.* **30** (2020) 35 [[1910.13746](#)].
- [32] A. Denner and G. Pelliccioli, *NLO QCD predictions for doubly-polarized WZ production at the LHC*, *Phys. Lett. B* **814** (2021) 136107 [[2010.07149](#)].
- [33] A. Denner and G. Pelliccioli, *NLO EW and QCD corrections to polarized ZZ production in the four-charged-lepton channel at the LHC*, *JHEP* **10** (2021) 097 [[2107.06579](#)].
- [34] A. Denner, S. Dittmaier, M. Roth and D. Wackerth, *Electroweak radiative corrections to $e^+e^- \rightarrow WW \rightarrow 4$ fermions in double pole approximation: The RACOONWW approach*, *Nucl.Phys.* **B587** (2000) 67 [[hep-ph/0006307](#)].
- [35] A. Denner and G. Pelliccioli, *Polarized electroweak bosons in W^+W^- production at the LHC including NLO QCD effects*, *JHEP* **09** (2020) 164 [[2006.14867](#)].
- [36] D. N. Le and J. Baglio, *In preparation*.
- [37] A. Manohar, P. Nason, G. P. Salam and G. Zanderighi, *How bright is the proton? A precise determination of the photon parton distribution function*, *Phys. Rev. Lett.* **117** (2016) 242002 [[1607.04266](#)].
- [38] A. V. Manohar, P. Nason, G. P. Salam and G. Zanderighi, *The Photon Content of the Proton*, *JHEP* **12** (2017) 046 [[1708.01256](#)].
- [39] J. Butterworth et al., *PDF4LHC recommendations for LHC Run II*, *J. Phys.* **G43** (2016) 023001 [[1510.03865](#)].
- [40] S. Dulat, T.-J. Hou, J. Gao, M. Guzzi, J. Huston, P. Nadolsky et al., *New parton distribution functions from a global analysis of quantum chromodynamics*, *Phys. Rev.* **D93** (2016) 033006 [[1506.07443](#)].
- [41] L. A. Harland-Lang, A. D. Martin, P. Motylinski and R. S. Thorne, *Parton distributions in the LHC era: MMHT 2014 PDFs*, *Eur. Phys. J.* **C75** (2015) 204 [[1412.3989](#)].
- [42] NNPDF collaboration, R. D. Ball et al., *Parton distributions for the LHC Run II*, *JHEP* **04** (2015) 040 [[1410.8849](#)].
- [43] J. Gao and P. Nadolsky, *A meta-analysis of parton distribution functions*, *JHEP* **07** (2014) 035 [[1401.0013](#)].
- [44] S. Carrazza, S. Forte, Z. Kassabov, J. I. Latorre and J. Rojo, *An Unbiased Hessian Representation for Monte Carlo PDFs*, *Eur. Phys. J.* **C75** (2015) 369 [[1505.06736](#)].
- [45] G. Watt and R. S. Thorne, *Study of Monte Carlo approach to experimental uncertainty propagation with MSTW 2008 PDFs*, *JHEP* **08** (2012) 052 [[1205.4024](#)].
- [46] D. de Florian, G. F. R. Sborlini and G. Rodrigo, *QED corrections to the Altarelli-Parisi splitting functions*, *Eur. Phys. J.* **C76** (2016) 282 [[1512.00612](#)].
- [47] A. Buckley, J. Ferrando, S. Lloyd, K. Nordström, B. Page, M. Rufenacht et al., *LHAPDF6: parton density access in the LHC precision era*, *Eur. Phys. J.* **C75** (2015) 132 [[1412.7420](#)].

- [48] ATLAS collaboration, M. Aaboud et al., *Measurement of the $W^\pm Z$ boson pair-production cross section in pp collisions at $\sqrt{s} = 13$ TeV with the ATLAS Detector*, *Phys. Lett.* **B762** (2016) 1 [[1606.04017](#)].
- [49] Z. Bern et al., *Left-Handed W Bosons at the LHC*, *Phys. Rev.* **D84** (2011) 034008 [[1103.5445](#)].