



Multiplicity dependence of charged-particle jet production in pp collisions at $\sqrt{s} = 13$ TeV

ALICE Collaboration*

CERN, 1211 Geneva 23, Switzerland

Received: 9 February 2022 / Accepted: 7 May 2022
© CERN for the benefit of the ALICE collaboration 2022

Abstract The multiplicity dependence of jet production in pp collisions at the centre-of-mass energy of $\sqrt{s} = 13$ TeV is studied for the first time. Jets are reconstructed from charged particles using the anti- k_T algorithm with resolution parameters R varying from 0.2 to 0.7. The jets are measured in the pseudorapidity range $|\eta_{\text{jet}}| < 0.9 - R$ and in the transverse momentum range $5 < p_{T,\text{jet}}^{\text{ch}} < 140$ GeV/ c . The multiplicity intervals are categorised by the ALICE forward detector V0. The p_T differential cross section of charged-particle jets are compared to leading order (LO) and next-to-leading order (NLO) perturbative quantum chromodynamics (pQCD) calculations. It is found that the data are better described by the NLO calculation, although the NLO prediction overestimates the jet cross section below 20 GeV/ c . The cross section ratios for different R are also measured and compared to model calculations. These measurements provide insights into the angular dependence of jet fragmentation. The jet yield increases with increasing self-normalised charged-particle multiplicity. This increase shows only a weak dependence on jet transverse momentum and resolution parameter at the highest multiplicity. While such behaviour is qualitatively described by the present version of PYTHIA, quantitative description may require implementing new mechanisms for multi-particle production in hadronic collisions.

1 Introduction

Jets, as sprays of collimated hadrons resulting from fragmentation of high-energy partons produced in hard scatterings, are multipurpose tools to explore various properties of the strong interaction, via measurements of the strong coupling constant [1,2], heavy-flavour production [3], and the global fit analysis of parton distribution functions (PDF) [4]. Jet processes are also pivotal to address fundamental questions such as the validity of factorisation theorems [5–7], or existence of gluon saturation due to nonlinear QCD dynam-

ics [8]. Jets, produced abundantly at LHC energies due to the large centre-of-mass energy and high luminosity, provide high precision tests of QCD [9–12]. Moreover, measuring the “jet quenching” phenomenon [13] observed for jets produced in heavy-ion collisions offers an insight into how high-momentum partons interact with the medium created in the collisions. Through this interaction one probes QCD at high energy densities and temperatures, where the strongly-interacting matter enters the quark–gluon plasma (QGP) phase. The observed properties of this matter are consistent with a strongly-coupled, low-viscosity fluid of quarks and gluons [14,15].

Recent measurements in high-multiplicity pp and pA collisions [16] exhibit several collective effects qualitatively similar to the ones observed in AA collisions for various observables. Such collective behaviour encompasses long-range ($|\Delta\eta| > 2$) near-side ($|\Delta\phi| \approx 0$) two-particle angular correlations, known as the “ridge” [17–21]; enhanced yield of charged- or identified-particle production in high-multiplicity events with respect to the reference using minimum-bias (MB) charged- or pion-particle production [22–26]; elliptic flow of heavy-flavour hadrons [27]; and enhanced baryon production at intermediate transverse momentum ($p_T \sim 3$ GeV/ c) [28]. With the lack of experimental observations of jet quenching effect with present accuracy in small collision systems [29,30], the measurements aforementioned raise the difficult but intriguing question of whether these observations arise similarly to heavy-ion collisions, namely from the formation of a hot and dense fluid-like medium, or rather involve other physical mechanisms [31,32]. Several theoretical approaches and models have been put forward to explain these QGP-like effects in small systems while accounting for the absence of jet quenching [33–37], such as multiple parton interactions (MPI) [38], string shoving [39], or rope hadronisation [40]. However, these models cannot explain the measured non-zero elliptic flow at high p_T from two-particle correlations [19], which is usually attributed to in-medium path-length dependent energy loss [41–43].

* e-mail: alice-publications@cern.ch

To deepen our understanding of the mechanisms that are at play in high-multiplicity collisions of small systems, the multiplicity dependence of the charged-jet production has been studied in pp collisions at a centre-of-mass energy $\sqrt{s} = 13$ TeV by ALICE. Charged-particle jets are reconstructed from tracks measured at midrapidity using the anti- k_T clustering algorithm [44] with jet resolution parameters R ranging from 0.2 to 0.7. The measured inclusive jet cross sections are compared to model calculations, allowing us to test the relative importance of various mechanisms at play in particular hadronisation and MPI to which the lowest transverse momentum jets are most sensitive.

The event activity is quantified by the charged-particle multiplicity measured by the ALICE V0 detector at forward rapidity, in order to minimise the autocorrelations between the event selection and the measured observable. By taking advantage of the largest integrated luminosity collected so far by the ALICE experiment, this work extends previous measurements [9, 12, 45] to higher collision energy, broader jet kinematic range, larger jet radii (up to $R=0.7$), and higher event activities. A complementary insight is thereby provided to similar CMS [46] and ALICE measurements focusing on the soft sector based on transverse sphericity [47] and two-particle correlations [48]. Thanks to these new measurements, stronger constraints are placed on models that describe fundamental mechanisms of particle production in hadronic collisions.

The results presented in this article test whether the seemingly universal pattern of the self-normalised production of hard probes as a function of event activity, emerging from the ALICE measurements of J/ψ [49–51], D [52], and B-meson production [53], holds also for jets. While this self-normalised hard probe production pattern could be ascribed to mere collision geometry up to a certain multiplicity, a new regime of high-density gluon configurations is expected to set in at the highest multiplicities [54].

The article is organised as follows: Sect. 2 describes the ALICE detectors, the experimental data samples, and Monte-Carlo simulations used for this analysis; Sect. 3 discusses the multiplicity selection and the jet reconstruction methods; Sect. 4 outlines the unfolding corrections and the estimation of the systematic uncertainties; Sect. 5 presents the results; and finally, Sect. 6 gives a summary and outlook.

2 Experimental setup and data sample

ALICE is the dedicated heavy-ion experiment at the LHC. A detailed description of the ALICE apparatus can be found in Ref. [55]. In the following, only the detector components used in the data analysis presented in this article are described.

The ALICE apparatus comprises a central barrel (pseudorapidity coverage $|\eta| < 0.9$ over the full azimuth) situated in a uniform 0.5 T magnetic field along the beam axis (z), which is supplied by the large L3 solenoid magnet [56]. The central barrel contains a set of tracking detectors: a six-layer silicon inner tracking system (ITS) surrounding the beam pipe, and a large-volume (5 m length, 0.85 m inner radius and 2.8 m outer radius) cylindrical Time Projection Chamber (TPC). The first two layers of the ITS are instrumented with high-granularity Silicon Pixel Detectors (SPD), followed by two layers composed of Silicon Drift Detectors (SDD), and finally, the two outer layers are made of double-sided Silicon micro-Strip Detectors (SSD). In the forward and backward rapidity regions, a pair of plastic scintillator counters called V0A and V0C are positioned on each side of the interaction point, covering pseudorapidity ranges $2.8 < \eta < 5.1$ and $-3.7 < \eta < -1.7$, respectively. The V0 system provides the interaction trigger for the whole experiment, and is further used to suppress machine-induced background events [57].

The measurement was based on the data from pp collisions at a centre-of-mass energy of $\sqrt{s} = 13$ TeV collected between 2016 and 2018. During this period, MB events were selected online using the high purity V0-based MB trigger [58], which required a charged-particle signal coincidence in the V0A and V0C arrays. The visible cross section satisfying the MB trigger requirement was determined in a van der Meer scan [59, 60]. The integrated luminosity of the used sample, measured with V0, is $8.12 \pm 0.16 \text{ nb}^{-1}$ for 2016, $10.67 \pm 0.29 \text{ nb}^{-1}$ for 2017, and $13.14 \pm 0.27 \text{ nb}^{-1}$ for 2018, respectively. The luminosity uncertainty was evaluated to be 1.6 % by taking into account the correlations during the combination of the samples [61]. For the offline analysis, further event selection was made by requiring a primary vertex position within ± 10 cm in the longitudinal direction around the nominal interaction point to ensure full geometrical acceptance in the ITS for $|\eta| < 0.9$. Pile up, i.e. the average number of simultaneous interactions per bunch crossing, was maintained well below unity through beam separation in the horizontal plane. Residual pile-up events were rejected based on a multiple vertex finding algorithm using tracking information from the SPD. The final corresponding data sample consists of 2.2×10^9 events after the trigger and offline selection.

Reconstructed tracks with transverse momenta larger than 0.15 GeV/ c were selected in the analysis. The track selection criteria was optimised for good momentum resolution and minimal contamination from secondary particles, as described in Refs. [11, 12]. To ensure a uniform (η, φ) distribution in the regions where the SPD was inactive, tracks with no hit in either of the two SPD layers were constrained to the primary vertex. The tracking efficiency estimated from a full detector simulation amounts to 80% for $p_T > 0.4$ GeV/ c , decreasing to 60% at 0.15 GeV/ c . The

transverse momentum resolution is better than 3% for tracks with p_T below 1 GeV/ c , and increases linearly up to 10% at $p_T = 100$ GeV/ c .

The response of the ALICE detector to produced particles was evaluated using GEANT3 [62]. Based on this response, measured distributions were corrected for instrumental effects, see Sect. 4.1. In this paper, the default Monte Carlo (MC) event generator used for comparison with measurements is the PYTHIA 8.125 general-purpose Leading Order (LO) MC generator (hereafter referred to as PYTHIA8) with the Monash-2013 set of tuned parameters (tune) [63] for the underlying event (UE) and NNPDF2.3 LO PDF set [64], while MPI and Colour Reconnection (CR) models being enabled. Furthermore, in order to reduce the large theoretical uncertainties affecting the computations at LO in perturbative QCD, like the residual dependence of the unphysical factorisation and renormalisation scales, jet production at next-to-leading order (NLO) accuracy was obtained within the POWHEG framework [65]. Unlike pure fixed order calculations, POWHEG interfaces NLO calculations with PYTHIA8 parton showers to generate exclusive final states. The particle level outputs of such simulations were then directly compared with the experimental data, which were corrected for instrumental effects.

3 Multiplicity selection and jet reconstruction

3.1 Multiplicity selection

In order to study the multiplicity dependence of inclusive charged-particle jet production, the MB sample was divided into event classes based on the “VOM amplitude” that is proportional to the total number of charged particles passing through the V0A and V0C detectors. The distribution of the self-normalised VOM amplitude from data and the PYTHIA8 event generator is shown in Fig. 1. The distribution is normalised to its average value, $\langle \text{VOM amplitude} \rangle$, to reduce the sensitivity of the multiplicity percentile determination on the amplitude. PYTHIA8 MC does not reproduce the measured multiplicity distribution, as was already reported in Ref. [66]. To reduce the potential model-dependent bias, corrections of the multiplicity dependent jet yields were done using a data-driven method instead of pure MC samples, which is discussed in Sect. 4.1.

The event classes used in the analysis and the corresponding midrapidity charged-particle densities for experimental data are summarised in Table 1. The multiplicity classes were defined in terms of percentile intervals of experimental VOM amplitude/ $\langle \text{VOM amplitude} \rangle$ as shown in Fig. 1. The average charged-particle multiplicity densities in MB pp collisions and for events of a given multiplicity class were obtained by integrating the corresponding fully corrected p_T spectra

given in Ref. [66]. When comparing the data to MC predictions, the multiplicity percentile was calculated from data and MC using their respective self-normalised distribution accordingly in order to minimise the difference observed in the VOM amplitude distribution. The 0–1% range corresponds to the highest multiplicity class (I), while the 60–100% interval corresponds to the lowest multiplicity class (VIII).

3.2 Jet reconstruction

Jets were reconstructed from tracks with $p_{T,\text{track}} > 0.15$ GeV/ c and $|\eta_{\text{track}}| < 0.9$, using the anti- k_T sequential recombination algorithm [44] from the FastJet package [67]. The jet transverse momenta were calculated using boost-invariant p_T recombination scheme as a scalar sum of their constituent transverse momenta. Jet resolution parameters were varied in the range from $R = 0.2$ to 0.7. The pseudorapidity of the reconstructed jets was limited to $|\eta_{\text{jet}}| < 0.9 - R$ to ensure they remain in the fiducial acceptance [68]. The transverse momentum range of the inclusive charged-particle jet spectra spans from 5 to 140 GeV/ c . The spectra measured in VOM multiplicity classes have the upper limit 100 GeV/ c . The cross section of inclusive jet production was measured as a function of p_T considering the van der Meer minimum bias visible cross section mentioned in Sect. 2. For the multiplicity dependence study, the per-event jet yield was measured as a function of multiplicity classes defined by the VOM percentile intervals. In addition, the integrated jet yield was calculated as a function of the charged-particle density $dN_{\text{ch}}/d\eta$, self-normalised similarly to other ALICE measurements [49–53].

The measured jets are inevitably affected by the UE activity originating from MPI, fragmentation of beam remnants, as well as initial- and final-state radiation [69]. In pp collisions, the UE effect on jet measurements is rather limited [12]. However, since the UE contribution depends on event multiplicity, the measured jets were not affected in the same way for events falling in different multiplicity classes. In order to perform fair comparisons between different multiplicity intervals, the results presented in this paper include the UE subtraction.

The UE contribution to the charged-particle jet p_T was estimated event-by-event using the same approach as in previous measurements in pp [70] and p–Pb collisions [29, 30]. The background density ρ_{ch} was determined using the k_T algorithm [71] with a fixed radius of 0.2, taking into account only jets containing at least one physical particle, while removing the two k_T clusters of highest transverse momentum to limit the impact of the jet signal on the underlying event estimation. The background density ρ_{ch} is then used to subtract the average background from each jet in the same event: $p_T^{\text{corr}} = p_T^{\text{raw}} - \rho_{\text{ch}} \cdot A$, where A is the jet area.

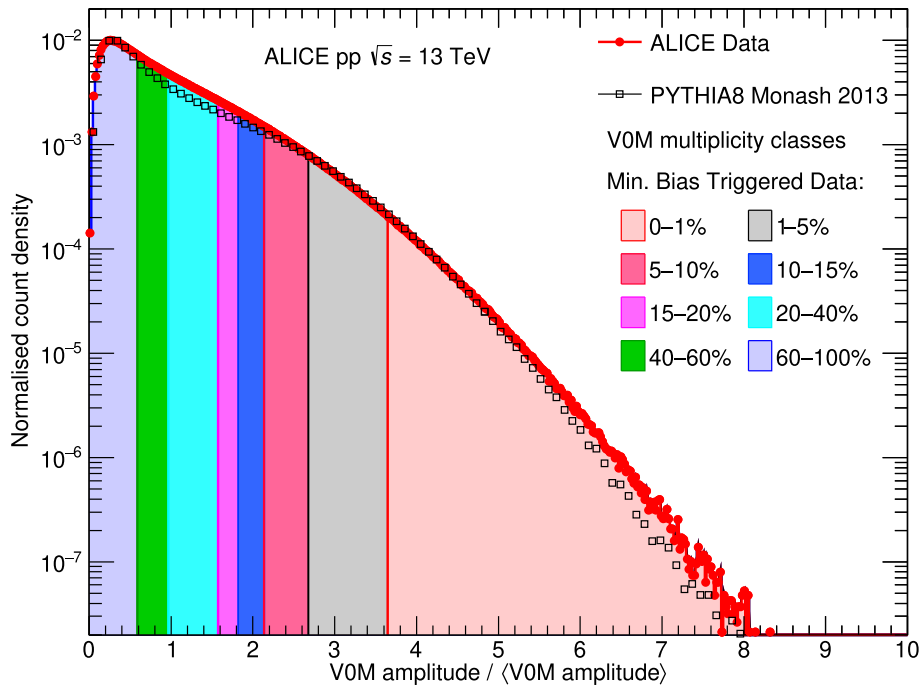


Fig. 1 Scaled VOM distribution which is used to determine the forward multiplicity classes in pp collisions at $\sqrt{s} = 13$ TeV. The colour shaded areas represent VOM multiplicity classes obtained from real data. The PYTHIA8 distribution is shown with the open black markers

Table 1 Average charged-particle pseudorapidity densities at midrapidity $\langle dN_{\text{ch}}/d\eta \rangle$ from data for inclusive events and different VOM multiplicity classes [66]

Class	VOM percentile	VOM amplitude/ \langle VOM amplitude \rangle	$\langle dN_{\text{ch}}/d\eta \rangle_{ \eta <1}$
MB	0–100%		6.93 ± 0.09
I	0–1%	≥ 3.66	26.01 ± 0.34
II	1–5%	2.68–3.66	19.99 ± 0.24
III	5–10%	2.15–2.68	16.18 ± 0.20
IV	10–15%	1.84–2.15	13.78 ± 0.18
V	15–20%	1.59–1.84	12.01 ± 0.16
VI	20–40%	0.97–1.59	9.18 ± 0.10
VII	40–60%	0.59–0.97	5.78 ± 0.06
VIII	60–100%	0–0.59	2.94 ± 0.03

During the subtraction of the average UE background of each jet, the local background fluctuations smear the reconstructed jet transverse momentum. To study jet-by-jet fluctuations of the background, the random cone (RC) method was used [72]. In this method, cones of radius R positioned at random (η, φ) coordinates within the detector acceptance (fiducial region) were generated in each event. The sum of the charged-particle p_T in a given cone was then compared to the expected average background obtained from ρ_{ch} as follows:

$$\delta p_T^{\text{RC}} = \sum_{\text{RC}} p_{T,\text{track}} - \rho_{\text{ch}} \pi R^2, \quad (1)$$

where the sum runs over track p_T inside the random cone, and πR^2 is the area of the random cone. The width of δp_T^{RC} is a measure of the momentum smearing due to local background fluctuations [73]. To minimise the influence of signal jets on the δp_T^{RC} distribution, a minimum distance from the random cone to the two highest momentum jets (leading jets) in the event was required. The δp_T^{RC} distribution, obtained for different cone radii R in events with excluded leading jets, are shown in Fig. 2 a). It clearly shows stronger background fluctuations with increasing jet radius, as expected due to the larger number of particles within the jet cone.

An alternative embedding method was used to quantify the background fluctuations. In this procedure, a probe track was embedded into an event [74]. The azimuthal angle of

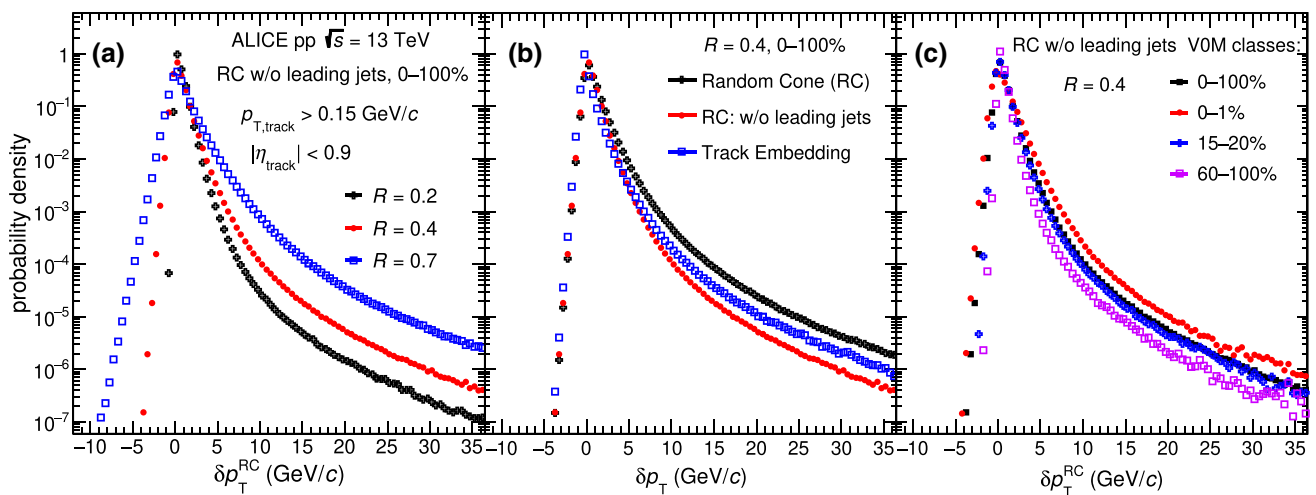


Fig. 2 **a** Comparison of the δp_T distribution obtained for different random cone radii ($R = 0.2, 0.4, 0.7$). **b** Comparison of the δp_T distribution with the RC method (including and excluding two leading jets) and

the track embedding approach for $R = 0.4$. **c** Comparison of measured δp_T distribution using RC method without leading jets for $R = 0.4$ in different multiplicity classes

the probe track was required to be perpendicular to the jet ($\varphi_{\text{track}}^{\text{emb}} = \varphi_{\text{ch jet}} + \pi/2$) while retaining its η value ($\eta_{\text{track}}^{\text{emb}} = \eta_{\text{ch jet}}$). The transverse momentum of the probe track ($p_{\text{T}}^{\text{emb}}$) was uniformly chosen between 0 and 100 GeV/c. After embedding the probe track into the event, the jet finding algorithm was relaunched with the same background subtraction method as described above. The embedded $\delta p_{\text{T}}^{\text{emb}}$ was evaluated in a similar way to Eq. 1 after removing the momentum of the embedded probe track:

$$\delta p_{\text{T}}^{\text{emb}} = p_{\text{T, ch jet}}^{\text{raw, emb}} - \rho_{\text{ch}} A_{\text{ch jet}}^{\text{emb}} - p_{\text{T}}^{\text{emb}}, \tag{2}$$

where $p_{\text{T, ch jet}}^{\text{raw, emb}}$ and $A_{\text{ch jet}}^{\text{emb}}$ are the transverse momentum and area of the reconstructed jet with the embedded probe track.

The background fluctuations determined by the random cone and the track embedding method are presented in Fig. 2b. While the distributions obtained from the different methods show very similar negative tails, the tail on the right-hand side of the distribution caused by real jets is much less pronounced when a minimum distance to two leading jets is required. Therefore, the δp_T distribution from the RC method without two leading jets was used as default to build up the background fluctuation response, while the track embedding method was used for the assessment of the systematic uncertainty on the background fluctuation estimate. Figure 2c compares the δp_T distribution in different multiplicity intervals with the RC method when avoiding that the cone overlaps with the two leading jets. The figure suggests that the magnitude of local background fluctuations grows with imposed multiplicity bias, as expected.

4 Corrections and systematic uncertainties

The differential charged-particle jet cross section after UE subtraction was corrected for jet energy scale smearing due to local background fluctuations and detector effects. The resulting cross section unfolded to charged particle level allows for a direct comparison with the theoretical predictions. These unfolding correction approaches are explained in Sect. 4.1. The corresponding systematic uncertainties are presented in Sect. 4.2.

4.1 Unfolding corrections

The measured jet momentum is affected by background fluctuations and a variety of instrumental effects, including finite momentum resolution and track reconstruction efficiency. The jet spectrum was corrected for these effects to obtain the particle-level jet spectrum through an unfolding procedure [72]. First, the particle-level true jets were constructed from the PYTHIA8 (Monash 2013) event generator [63], by selecting only those stable charged particles defined as all particles with a mean proper lifetime larger than 1 cm/c, and excluding the decay products of these particles [75]. Next, jets were reconstructed at detector level from tracks coming from MC particles propagated through the GEANT3 model of the ALICE setup. The corresponding jet energy scale residual and resolution were estimated to be about 20% for jet transverse momentum larger than 10 GeV/c with jet resolution parameter $R = 0.4$.

Based on the geometrical matching between the corresponding jets at the particle level and detector level, the detector level response matrix was constructed. The response

matrix employed in the unfolding procedure was a combination of the detector response matrix and the background fluctuation response matrix. The background fluctuation response matrix utilises the δp_T distribution obtained from data, based on distributions shown in Fig. 2. This data-driven approach ensures that the response matrix used for unfolding reflects the accurate multiplicity dependence. Finally, the measured jet spectrum was unfolded using the combined response matrix which corrects for background fluctuations as well as detector effects.

In this analysis, the default unfolding method was based on the singular value decomposition (SVD) approach as implemented in the RooUnfold package [76]. The regularisation parameter k , which suppresses high-frequency variations in the unfolded result, was selected by examining the d -vector distribution [77]. In addition to the SVD unfolding, Bayesian unfolding [78] was also used for systematic uncertainty evaluation. Consistent results were obtained between both unfolding methods. To validate the unfolding process and identify potential biases, closure tests that compare the unfolded distributions to the particle-level true distributions were performed. The consistency of the unfolding procedure was also checked by folding the solution to detector level and comparing it to the measured raw spectrum. In both cases, no significant difference was found.

4.2 Systematic uncertainties

The sources of systematic uncertainty that affect the jet measurement were divided into the following categories: tracking efficiency and p_T resolution, unfolding corrections, background fluctuations, contamination from secondary particles and normalisation. Additionally, in the case of multiplicity dependent measurements, a systematic uncertainty due to multiplicity estimation was also considered. All uncertainties from these sources were considered as uncorrelated, except the uncertainties of the unfolding corrections that come from several correlated sources. Therefore, the uncertainty of the unfolding category is calculated by varying each source and calculating the RMS of all variations. Then, all systematic uncertainty categories were treated separately and their respective contributions were added in quadrature.

Table 2 summarises the contributions to the systematic uncertainties for the inclusive jet cross section in a few selected jet p_T and R bins. Table 3 summarises the systematic uncertainties for multiplicity-dependent jet production in a few selected jet p_T and multiplicity intervals for a jet reconstruction resolution parameter of $R = 0.4$.

The total systematic uncertainty increases with jet p_T and R , and its evolution is similar for all jet radii and multiplicity intervals that are not listed here. In the following, the individual sources of systematic uncertainties listed in Tables 2 and 3 are briefly described.

The dominant source of systematic uncertainty comes from track reconstruction efficiency since it directly affects the jet energy scale and resolution. The systematic uncertainty on tracking efficiency was estimated to be 3% based on variations of the criteria used in the track selection [12]. To evaluate the effect of this uncertainty on the measured jet spectra, a new detector response matrix was computed by generating a PYTHIA simulation that accounts for a 3% reduction of tracking efficiency, and then used in the unfolding procedure. The difference between the spectra corrected with the default response matrix and with the response matrix obtained with the decreased tracking efficiency was taken as a systematic uncertainty. The relative uncertainty on the jet spectra caused by tracking efficiency increases slowly with increasing jet p_T and has a weak multiplicity dependence.

The relative systematic uncertainty on track momentum resolution was estimated from the study of the invariant mass distributions of Λ and K_s^0 as a function of p_T and amounts to 20% [79]. This track p_T resolution uncertainty was then propagated to the corrected jet spectra with a similar method as used for the tracking efficiency uncertainty evaluation. The resulting uncertainty from track p_T resolution is about 2%.

In order to assign the uncertainty arising from the unfolding corrections, several variations are considered. By default, the reconstructed jet spectra were unfolded using a detector response matrix and prior spectrum obtained based on events generated by the PYTHIA8 generator with the Monash 2013 tune [63]. The prior spectrum is used as initial guess of the true spectrum. The dependence on MC event generator was quantified by comparing the spectra unfolded using the response matrix and prior from the default generator with those unfolded with response from the EPOS generator with LHC tune [80]. The resulting uncertainty is of the order of 3%. Second, the SVD unfolding method [77], as the default approach used in this paper, was regularised by the choice of parameter k for each cone radius parameter. To estimate the related systematic uncertainty, the regularisation parameter was varied by ± 2 around the optimised value. The unfolded results were stable against regularisation parameter variations, and the corresponding systematic uncertainty is negligible. To validate the unfolding procedure, the SVD unfolded spectra were compared with the results obtained with the Bayesian unfolding method and the remaining differences were taken as an uncertainty. In addition to the above variations, the bin boundary migration uncertainty was also evaluated by changing the boundaries of the input spectra and the response matrix during the unfolding process. The uncertainties discussed above were then with the RMS calculated for all variations and referred to as the unfolding systematic uncertainty in Tables 2 and 3.

The systematic uncertainty due to the background fluctuation estimation was quantified by comparing unfolded spectra obtained with δp_T distributions using the method of RC

Table 2 Summary of systematic uncertainties on inclusive jet cross section for three selected jet transverse momentum bins with different resolution parameters

Resolution parameter	Jet p_T bin (GeV/c)	Tracking efficiency (%)	Track p_T resolution (%)	Unfolding (%)	Background fluctuation (%)	Normalisation (%)	Secondaries (%)	Total (%)
$R = 0.2$	5–6	2.6	0.2	0.3	2.1	1.6	2.2	4.5
	30–40	5.7	0.3	1.7	0.3	1.6	2.2	6.6
	85–100	6.9	1.0	2.6	0.2	1.6	2.5	8.1
$R = 0.4$	5–6	4.2	0.4	0.2	5.2	1.6	1.7	7.2
	30–40	7.4	0.4	3.4	2.5	1.6	2.3	9.1
	85–100	8.2	0.7	4.5	1.1	1.6	2.6	10.0
$R = 0.7$	5–6	3.9	0.7	0.5	3.1	1.6	2.7	6.1
	30–40	9.8	1.0	3.7	1.1	1.6	2.8	11.2
	85–100	10.6	1.4	5.8	0.4	1.6	2.9	12.7

Table 3 Summary of systematic uncertainties on jet production for three jet transverse momentum bins with different multiplicity percentile intervals for jets with resolution parameter $R = 0.4$

Multiplicity percentile	Jet p_T bin (GeV/c)	Tracking efficiency (%)	Track p_T resolution (%)	Unfolding (%)	Background fluctuation (%)	Multiplicity determination (%)	Secondaries (%)	Total (%)
0–1%	5–6	3.9	0.1	2.3	5.2	5.7	1.4	9.1
	30–40	7.4	1.7	3.0	2.1	1.7	2.2	8.8
	85–100	8.2	1.9	6.0	0.8	0.3	2.5	10.7
10–15%	5–6	4.2	0.1	1.0	5.2	5.5	1.8	8.9
	30–40	7.4	1.6	4.0	1.9	0.8	2.2	9.1
	85–100	8.2	1.6	5.2	0.9	0.3	2.5	10.2
60–100%	5–6	4.5	0.1	1.0	3.2	1.9	2.0	6.3
	30–40	7.6	1.3	3.6	0.6	1.6	2.4	9.0
	85–100	8.2	1.3	4.9	0.2	0.4	2.6	10.0

without two leading jets (default) and the track embedding method as discussed in Sect. 3.2.

The difference between both corrected jet spectra was assigned as background fluctuation uncertainty. A systematic uncertainty on the background density ρ_{ch} measurement was estimated to be 5%, resulting in a 2% uncertainty on the UE-subtracted jet cross section at $p_{\text{T}} = 5 \text{ GeV}/c$, and smaller for higher jet transverse momentum. This uncertainty is highest at low $p_{\text{T,jet}}$ in high multiplicity events.

By default the multiplicity percentiles were determined from the measured distribution of VOM amplitude in data as listed in Table 1. As shown in Fig. 1, PYTHIA8 MC cannot reproduce such multiplicity distribution, which is mainly attributed to a limited description of the UE [69, 70, 81] and inaccurate description of secondary particles and magnetic field during particle transport in the detector simulation. To prevent such multiplicity differences from being propagated as multiplicity dependent results, the unfolding corrections use the data-driven approach with the background fluctuation response matrices taken from the corresponding event multiplicity class based on data directly, see Fig. 2. This matrix was multiplied with the instrumental matrix obtained from PYTHIA minimum bias events. To account for the multiplicity estimation uncertainty, a response matrix obtained from pure MC simulation was also used, where the multiplicity intervals and the background fluctuations were both extracted from PYTHIA8 generator. The systematic uncertainty was assigned based on the comparison of the unfolded spectra obtained from the default analysis and this variation. Such uncertainty reaches 5.7% for low- p_{T} jets in the highest multiplicity class, and decreases in the lower multiplicity percentile intervals. The uncertainty is independent of the jet R since the multiplicity estimation is at the event level, and the ratio of jet yields of different R is independent of multiplicity.

Secondary charged particles are mostly produced by weak decays of strange particles (K_s^0 , Λ , etc.), photon conversions, hadronic interactions in the detector material, and decays of charged pions. Contamination from such secondary charged particles was significantly reduced by a requirement on the maximum distance of closest approach (DCA) of the tracks to the primary vertex. Therefore, the systematic uncertainties due to secondaries were estimated by varying the DCA threshold of track selection, resulting in a jet p_{T} scale uncertainty of 0.5% [9, 45], which turns into a jet cross section uncertainty of about 3%.

A systematic uncertainty on the integrated luminosity measurement of 2% [61] was assigned to the inclusive jet cross section measurement as a normalisation uncertainty which consequently does not affect the ratios of the measured cross section spectra.

When calculating the systematic uncertainties on the ratios of jet spectra, each uncertainty source was varied simultane-

ously both for numerator and denominator, and the ratio was calculated using the varied spectra. The resulting difference between the varied spectra and the nominal one is taken as the uncertainty on the ratio for that given uncertainty source. This results in a significant reduction of the correlated uncertainties from the cancellation between the numerator and the denominator [72]. The remaining relative difference from each source was added in quadrature.

The statistical uncertainties on the jet production ratio were also treated carefully between numerator and denominator. To avoid the statistical correlations, the total event sample was divided into two parts for the calculation of the numerator and denominator, respectively. The resulting statistical uncertainty on the ratio remains smaller than the systematic uncertainty.

5 Results

5.1 Inclusive jet cross section measurements

The fully-corrected inclusive charged-particle jet cross sections after UE subtraction in pp collisions at $\sqrt{s} = 13 \text{ TeV}$ are shown in Fig. 3 as a function of jet p_{T} for jet resolution parameters ranging from $R = 0.2$ to $R = 0.7$ and pseudorapidity ranges $|\eta_{\text{jet}}| < 0.9 - R$. The choice of R changes the relative strength of perturbative and non-perturbative (hadronisation and UE) effects on the jet transverse momentum distribution [82]. To be consistent with the multiplicity dependent results, all figures presented hereafter are obtained with UE subtraction, while the same measurements without UE subtraction are listed in Appendix A.1.

Figure 4 compares the inclusive charged-particle jet cross sections with predictions from the PYTHIA8 and POWHEG MC event generators after UE subtraction, with the same selections and background subtraction procedure applied. The ratios of the MC simulations to ALICE data are shown in the bottom panels of Fig. 4. The POWHEG MC provides a better description of the data within uncertainties for $p_{\text{T,jet}}^{\text{ch}} \gtrsim 20 \text{ GeV}/c$. Nevertheless, large deviations occur for jet transverse momenta below $20 \text{ GeV}/c$ where POWHEG overestimates the data. Such deviation increases with the jet R . A similar enhancement of POWHEG with respect to the data is also observed at 7 TeV [9], where the implementation of MPI in PYTHIA shows a significant effect on the low p_{T} jet yield when coupled with POWHEG.

Figure 5 shows the inclusive jet cross section ratios for jets reconstructed with a resolution parameter of $R = 0.2$ to other resolution parameters $R = 0.3$ to 0.7 . The observable defined by the ratio of inclusive jet cross sections relates directly to the relative difference between jet p_{T} distributions when using different resolution parameters and therefore provides insights into the angular dependence of jet fragmentation.

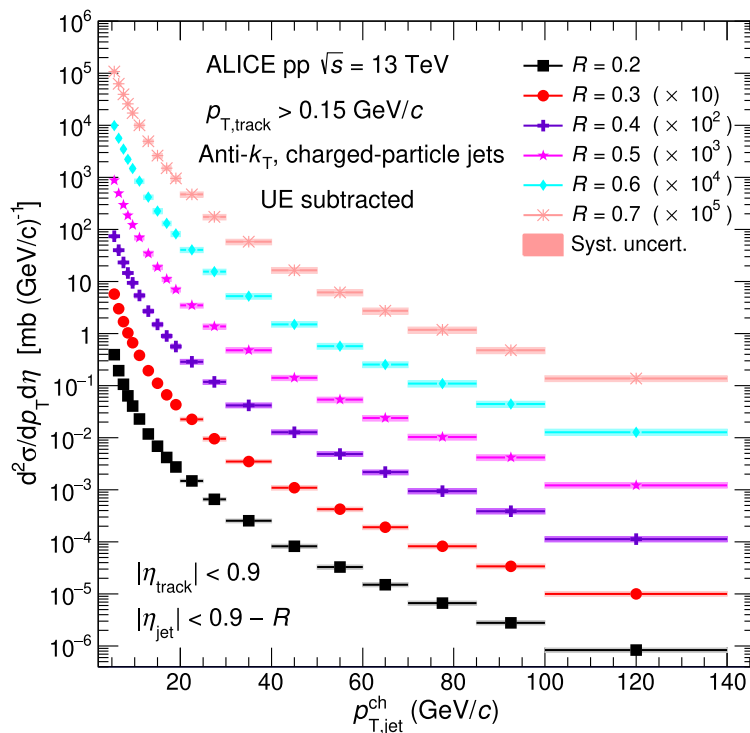


Fig. 3 Inclusive charged-particle jet cross sections in pp collisions at $\sqrt{s} = 13$ TeV using the anti- k_T algorithm for different jet resolution parameters R from 0.2 to 0.7, with UE subtraction. Statistical uncer-

tainties are displayed as vertical error bars. The total systematic uncertainties are shown as solid boxes around the data points

This observable is also less sensitive to experimental systematic uncertainties since the correlated uncertainty on the numerator and denominator spectra are largely cancelled in the ratio. Consequently, the comparisons between data and model predictions provide better precision than those for inclusive spectra. In order to compare the ratios within the same jet pseudorapidity range, the ratios were studied for jet $|\eta_{jet}| < 0.2$, which coincides with the fiducial jet acceptance for the largest resolution parameter studied ($R = 0.7$). Statistical correlations between the numerator and denominator of the jet cross section ratios were removed by using exclusive subsets events for their respective assessments. The measured ratios were compared with PYTHIA and POWHEG calculations in Fig. 5. Both predictions give a reasonable description of the data for high- p_T jets within 10%, although they fail to describe the low- p_T region, especially for large resolution parameters, where non-perturbative and UE contributions become large. Even though PYTHIA8 overestimates the jet yields (see Fig. 4), the jet production ratio can still be well described by PYTHIA8 MC.

Figure 6 shows the ratio of the charged-particle jet cross section with different R values for (a) $R = 0.2/R = 0.4$ and (b) $R = 0.2/R = 0.6$ in pp collisions at $\sqrt{s} = 5.02$ [12], 7 [45], 13 TeV, and p–Pb collisions at $\sqrt{s_{NN}} = 5.02$ TeV [29]. These results, which are in good agreement within uncertain-

ties, show a similar increase of the jet cross section ratio as a function of jet p_T , as expected from the stronger collimation of high- p_T jets. No significant energy nor collision species dependence is observed within uncertainties.

5.2 Multiplicity dependence of jet production

The jet production yields measured in different V0M multiplicity intervals as a function of jet p_T for different resolution parameters R varied from 0.2 to 0.7 in pp collisions at $\sqrt{s} = 13$ TeV are shown in Fig. 7. A higher (lower) jet yield is observed in higher (lower) multiplicity classes. To better investigate this multiplicity dependence, the ratios of jet spectra from multiplicity classes and with MB events (Fig. 3) are presented in Fig. 8. The charged-particle jet yield ratio in the highest event multiplicity class (0–1%) is about 10 times higher than in the MB case, independent of the jet resolution parameter R , while in the lowest event class (60–100%), it amounts to only about 10% of the MB yield. Furthermore, such ratio has a weak p_T dependence, except for the very low p_T region. This indicates that jet production changes with event activity, but the slope of the spectrum stays similar to the one measured in MB events.

Figure 9 shows the ratios of the $R = 0.2$ jet spectrum to other radii for different multiplicity classes. To better under-

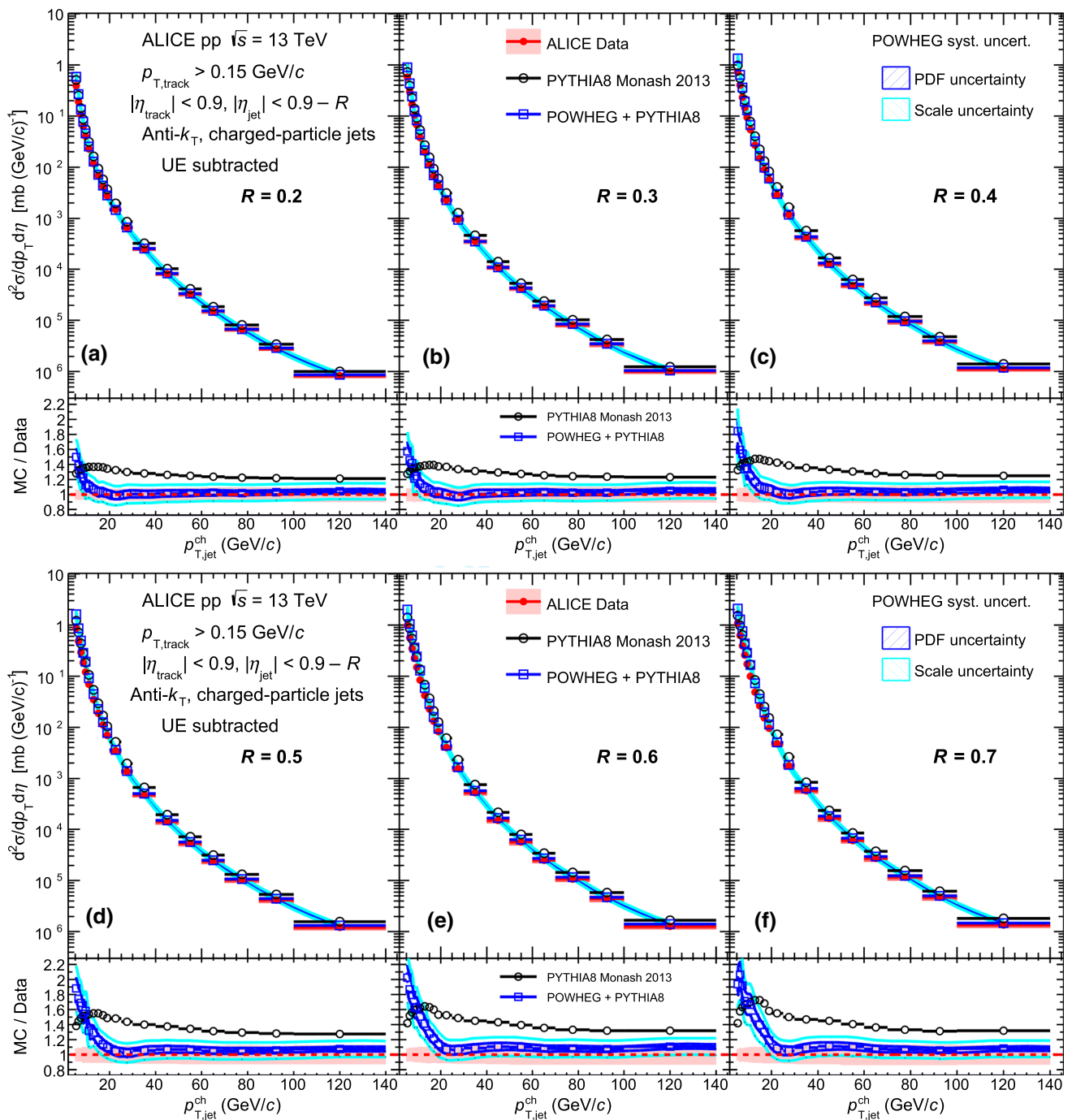


Fig. 4 Inclusive charged-particle jet cross sections in pp collisions at $\sqrt{s} = 13$ TeV with UE subtraction. Data for different jet resolution parameters R varied from 0.2 to 0.7 are compared to LO and NLO MC predictions. The statistical uncertainties are displayed as vertical error

bars. The systematic uncertainties on the data are indicated by shaded boxes in the top panels and shaded bands drawn around unity in the bottom panels. The red lines in the ratio correspond to unity

stand the multiplicity dependence of the jet spectra ratios, Fig. 10 compares these ratios observed in three selected multiplicity intervals (0–1%, 10–15% and 60–100%) to the ones measured in MB events for (a) $R = 0.2/0.3$, (b) 0.2/0.5, and (c) 0.2/0.7. The ratios are consistent with the ones obtained

in the MB case (Fig. 5) for small jet radii. At larger jet radii, a hint of ordering of the jet production ratios with event multiplicity is observed. It is more pronounced for large radii ($R = 0.2/0.7$) and low p_T . However, with the current systematic uncertainty on data, it is difficult to draw final con-

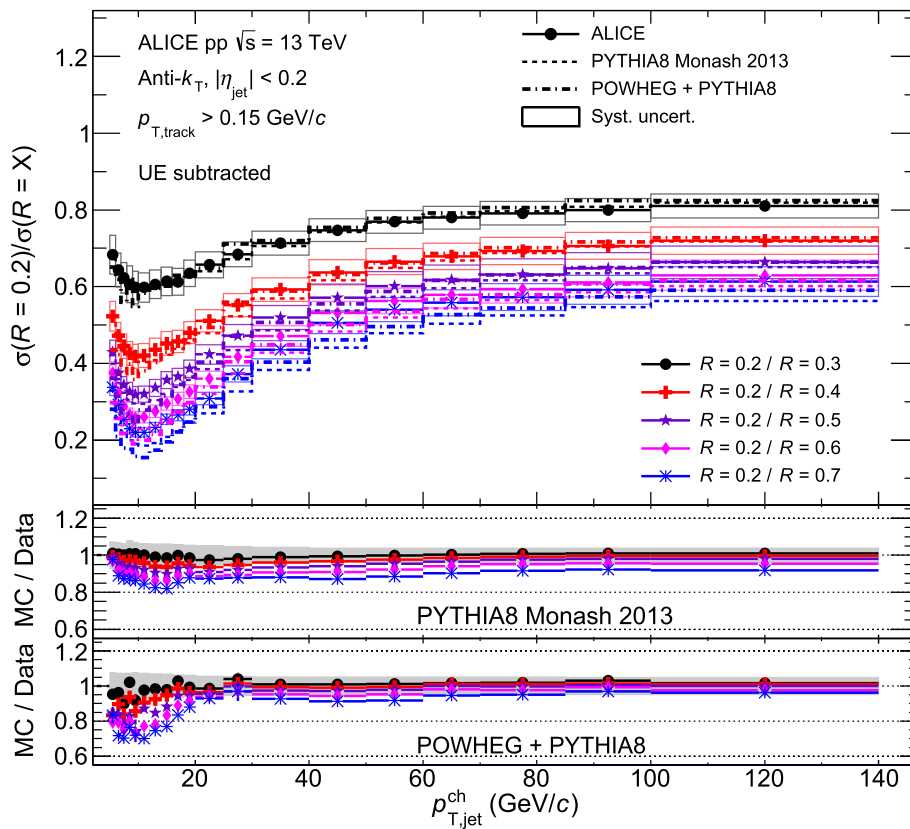


Fig. 5 Ratio of charged-particle jet cross section for resolution parameter $R = 0.2$ to other radii $R = X$, with X ranging from 0.3 to 0.7, after UE subtraction. Data are compared with LO (PYTHIA) and NLO (POWHEG+PYTHIA8) predictions as shown in the bottom panels. The

systematic uncertainties of the cross section ratios from data are indicated by solid boxes around data points in the upper panel and shaded bands around unity in the mid and lower panels. No uncertainties are shown for theoretical predictions for better visibility

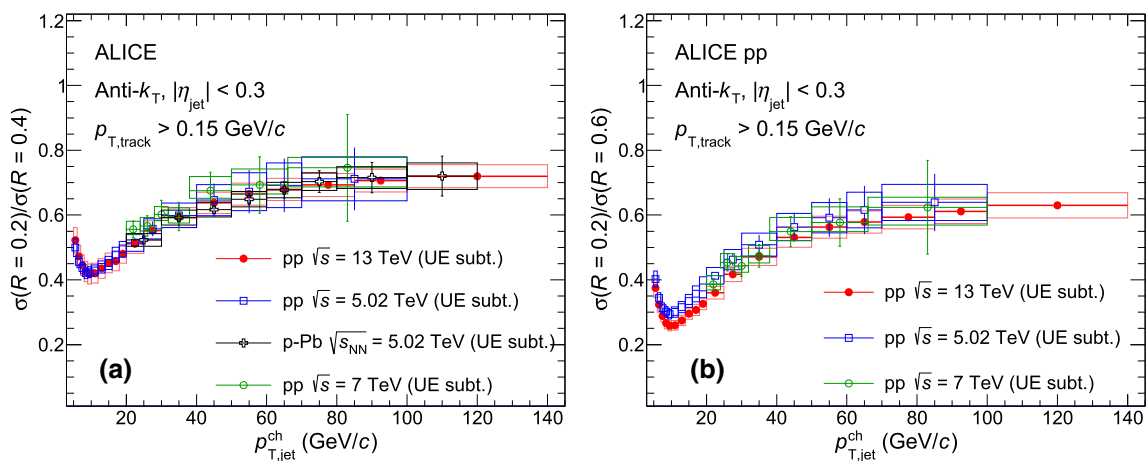


Fig. 6 Comparison of charged-particle jet cross section ratio with UE subtraction in pp collisions at $\sqrt{s} = 5.02$ [12], 7 [45], and 13 TeV and in p-Pb collisions at $\sqrt{s_{NN}} = 5.02$ TeV [29]. Results are $\sigma(R = 0.2)/\sigma(R = 0.4)$ (a), and $\sigma(R = 0.2)/\sigma(R = 0.6)$ (b)

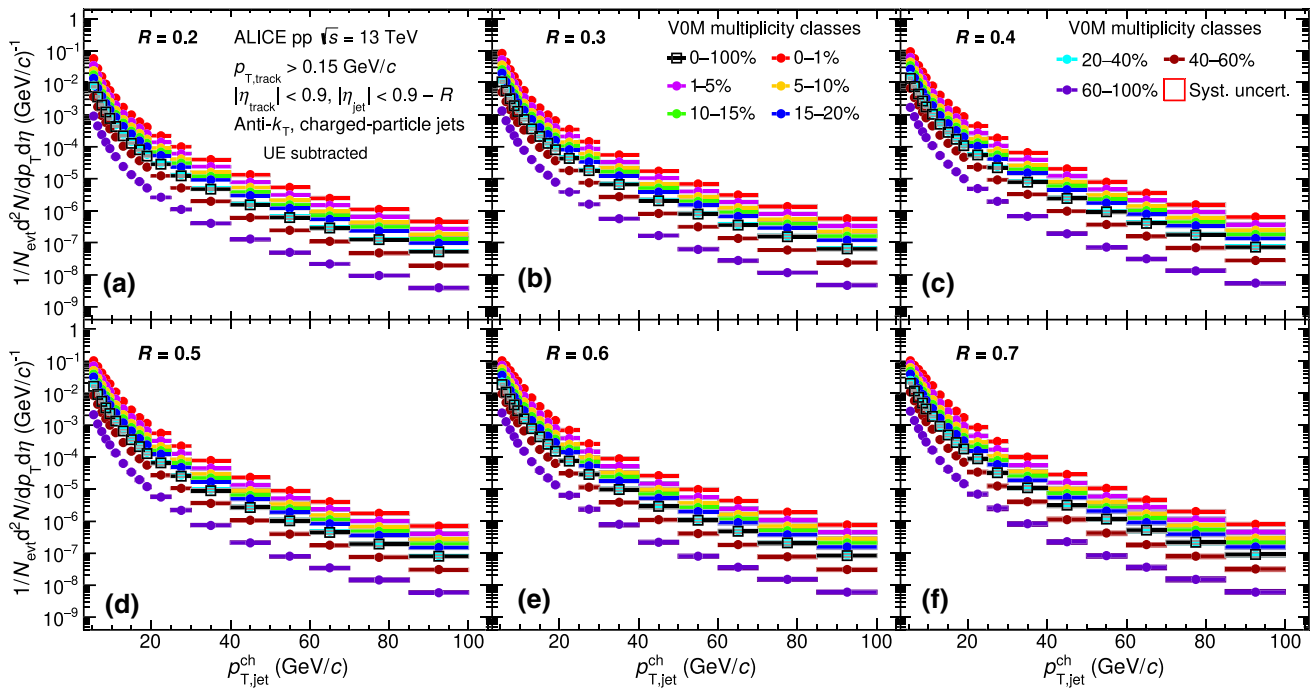


Fig. 7 Charged-particle jet yields in different VOM multiplicity percentile intervals for resolution parameters R varied from 0.2 to 0.7 in pp collisions at $\sqrt{s} = 13$ TeV. Statistical and total systematic uncertainties are shown as vertical error bars and boxes around the data points, respectively

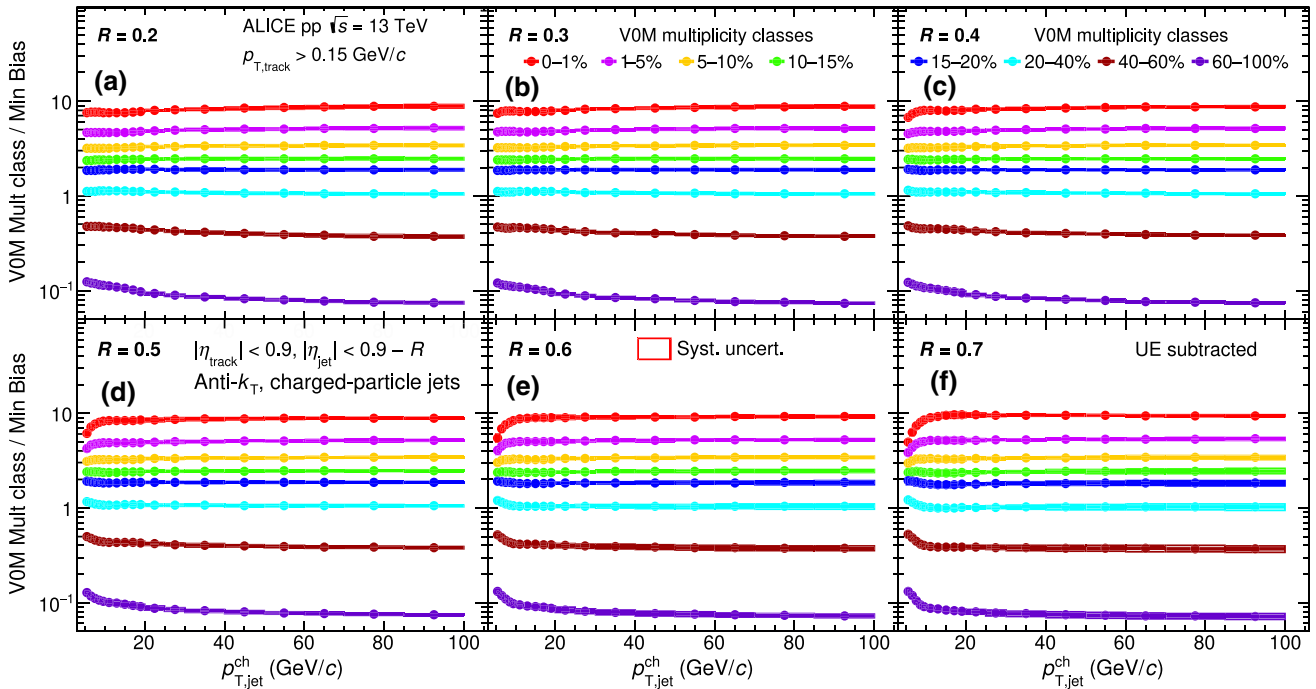


Fig. 8 Ratio of charged-particle jet yield measured in different multiplicity classes with respect to that in MB events as a function of p_T for different resolution parameters R from 0.2 to 0.7. Statistical and total systematic uncertainties are shown as vertical error bars and boxes around the data points, respectively

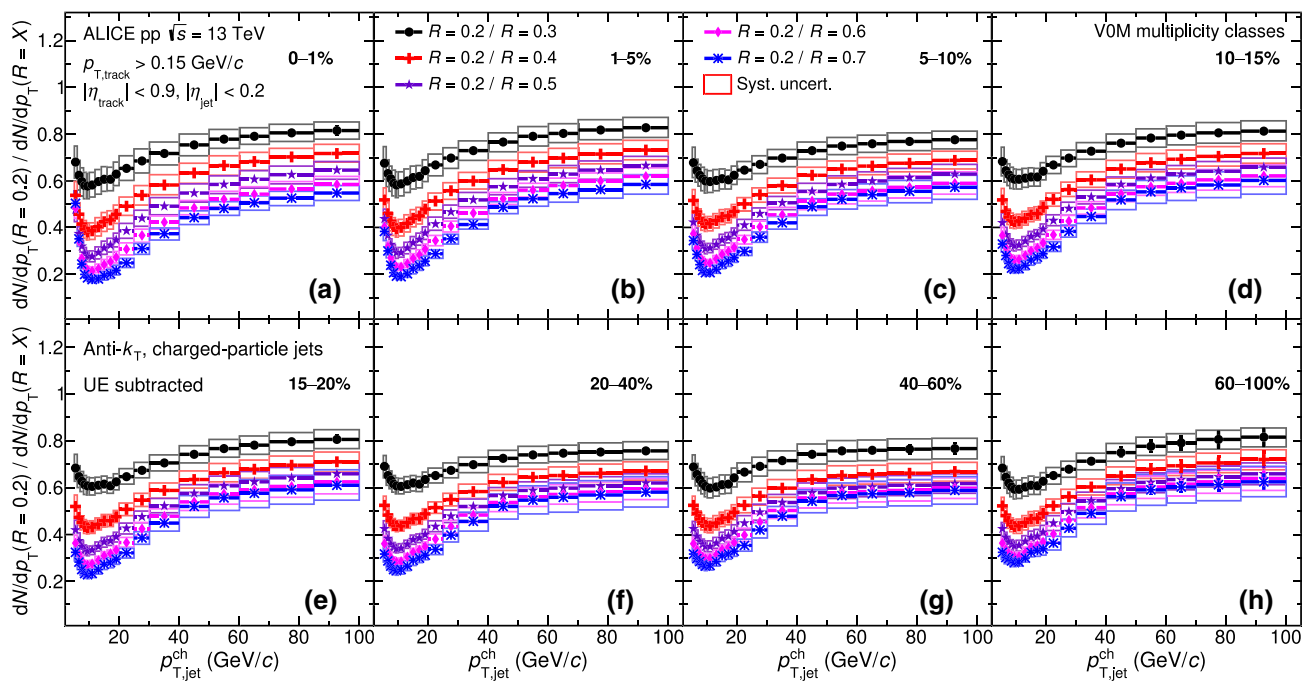


Fig. 9 Ratios of charged-particle jet spectra with $R = 0.2$ to that with other jet resolution parameters R from 0.3 to 0.7, shown in different VOM multiplicity classes. Statistical and systematic uncertainties are shown as vertical error bars and boxes around the data points, respectively

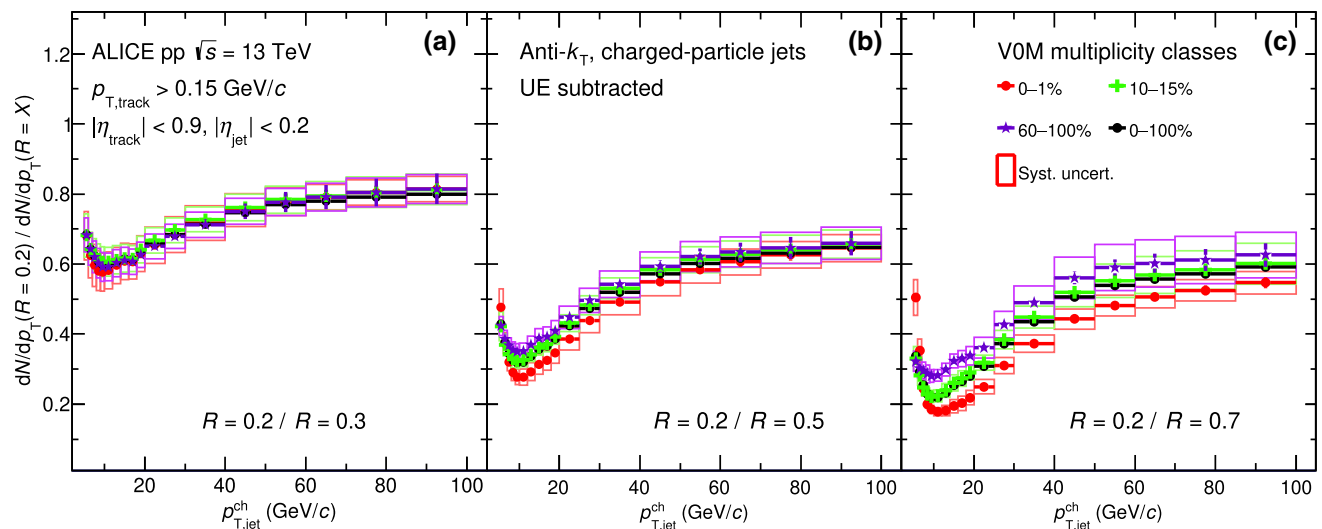


Fig. 10 Comparison of jet spectra ratios of $R = 0.2$ to other radii $R = 0.3$ (a), 0.5 (b), 0.7 (c) in MB events and in three multiplicity intervals (0–1%, 10–15% and 60–100%). Statistical and systematic

uncertainties are shown as vertical error bars and boxes around the data points, respectively. Results for other radii can be found in Appendix Fig. 19

conclusions on such dependence. Similar behaviour is observed in MC simulations as shown in Fig. 11. The MC predictions tend to underestimate the data and this discrepancy increases with jet radius. However, within the current experimental systematic uncertainties, there is no clear indication of multiplicity dependence for jet yield ratios.

The p_T -integrated ($5 \leq p_T < 100$ GeV/c) jet yields and the average transverse momentum of charged-particle jets as

a function of the self-normalised charged-particle multiplicity are shown in Fig. 12 for different resolution parameters R from 0.2 to 0.7. Both jet yields and the average jet p_T increase with multiplicity, the increase is more evident at larger R . Jets with $R = 0.2$ exhibit very weak dependence of their $\langle p_T \rangle$ on multiplicity, indicating that jets reconstructed with small radii are dominated by the leading particle inside in the jet.

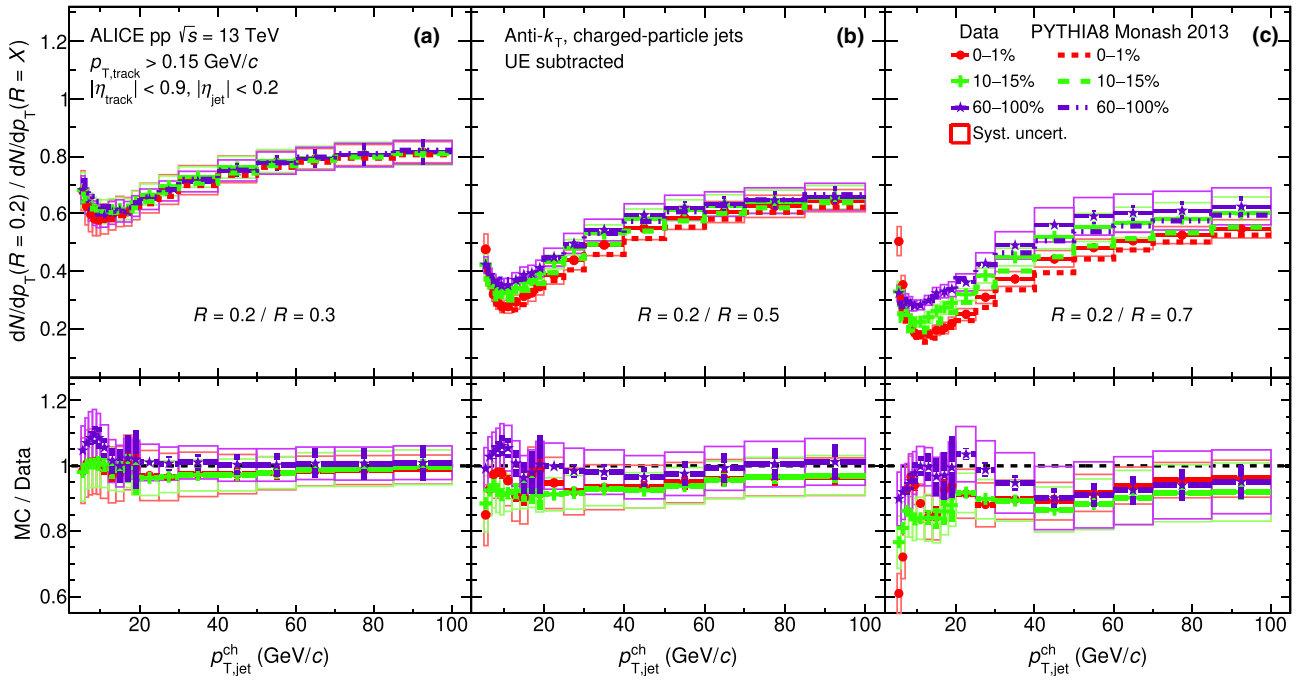


Fig. 11 Comparison of jet spectra ratios of $R = 0.2$ to $R = 0.3$ (a), 0.5 (b), 0.7 (c) in three multiplicity intervals (0–1%, 10–15% and 60–100%) and compared with PYTHIA8 simulations. Statistical and sys-

tematic uncertainties are shown as vertical error bars and boxes around the data points, respectively. Results for other radii can be found in Appendix Fig. 20

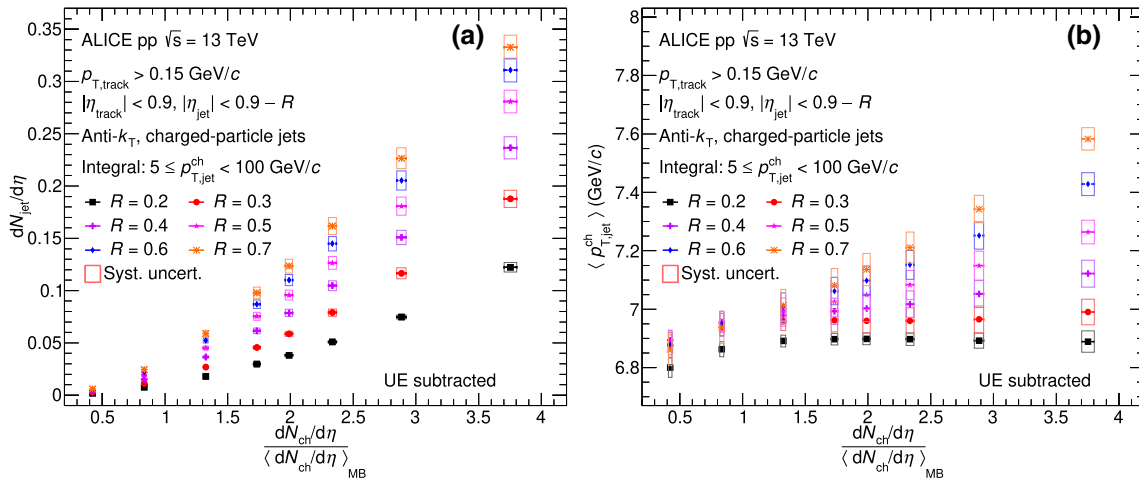


Fig. 12 Integrated jet yields (a), and $\langle p_T \rangle$ (b) of jets with $5 \leq p_{T,jet}^{ch} < 100$ GeV/c as a function of self-normalised charged-particle multiplicity for different resolution parameters R varied from 0.2 to 0.7, with the

charged-particle multiplicities provided in Ref. [66]. Statistical and systematic uncertainties are shown as vertical error bars and boxes around the data points, respectively

Figure 13 presents the jet yield ratios in different multiplicity percentiles with respect to MB events as a function of self-normalised charged-particle multiplicity. The ratios are shown for four selected jet p_T bins ($5 \leq p_{T,jet}^{ch} < 7$ GeV/c, $9 \leq p_{T,jet}^{ch} < 12$ GeV/c, $30 \leq p_{T,jet}^{ch} < 50$ GeV/c, and $70 \leq p_{T,jet}^{ch} < 100$ GeV/c), and for resolution parameters $R = 0.2$ – 0.7 . The jet yield ratios increase with multiplicity

for all resolution parameters and p_T intervals. No significant dependence of the jet yields with the jet resolution parameter R is seen.

To explore the p_T dependence of the normalised jet production as a function of self-normalised charged-particle multiplicity, Fig. 14 shows the self-normalised jet yields as a function of the self-normalised multiplicity in four selected

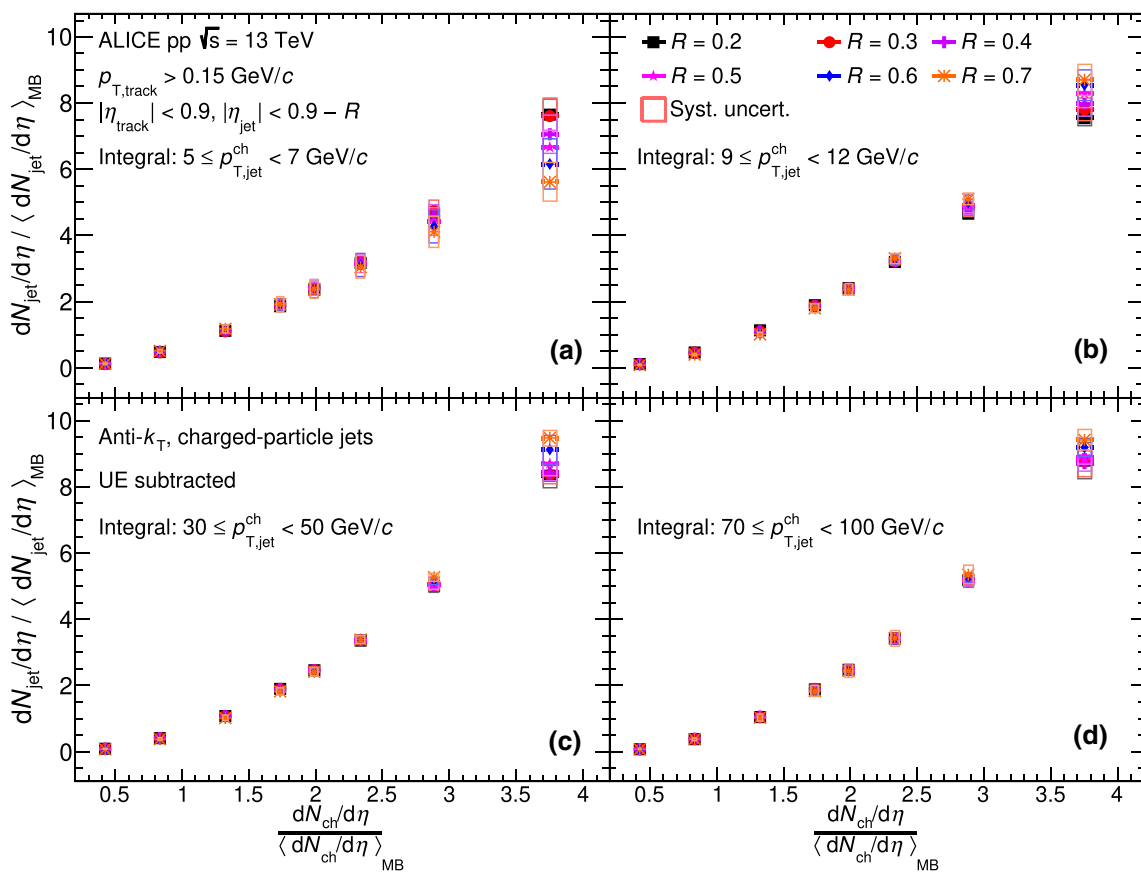


Fig. 13 Self-normalised jet yields as a function of the self-normalised charged-particle multiplicity for different resolution parameters R varied from 0.2 to 0.7 in different jet p_T intervals: $5 \leq p_{T,jet}^{ch} < 7 \text{ GeV}/c$ (a), $9 \leq p_{T,jet}^{ch} < 12 \text{ GeV}/c$ (b), $30 \leq p_{T,jet}^{ch} < 50 \text{ GeV}/c$ (c), and

$70 \leq p_{T,jet}^{ch} < 100 \text{ GeV}/c$ (d). The charged-particle multiplicities are taken from Ref. [66]. Statistical and systematic uncertainties are shown as vertical error bars and boxes around the data points, respectively

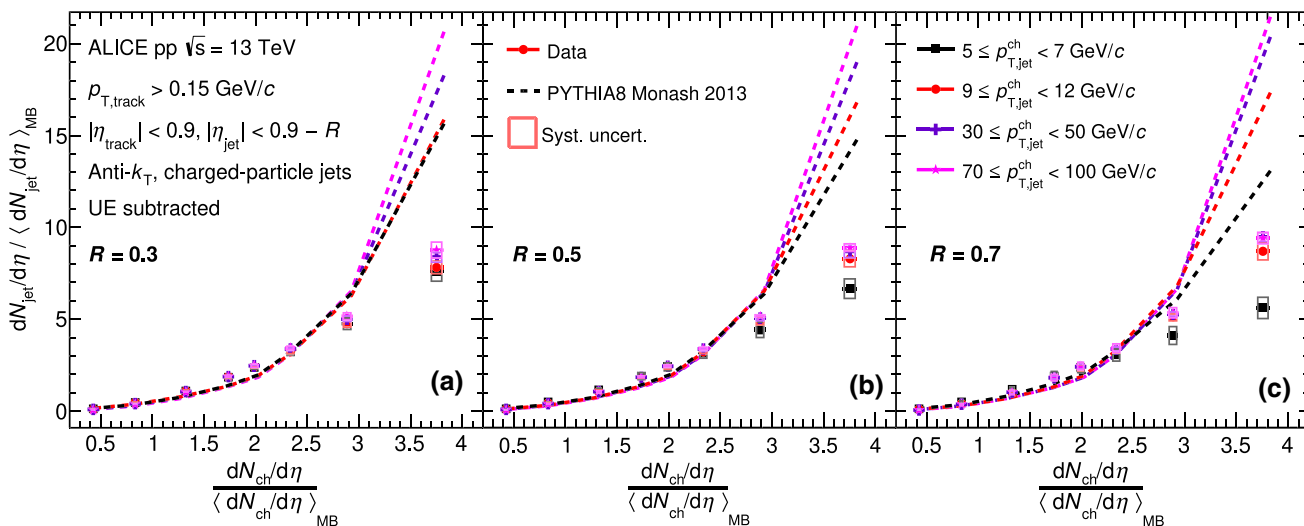


Fig. 14 Comparison of self-normalised jet yields as a function of the self-normalised charged-particle multiplicity in four selected jet p_T intervals ($5 \leq p_{T,jet}^{ch} < 7 \text{ GeV}/c$, $9 \leq p_{T,jet}^{ch} < 12 \text{ GeV}/c$, $30 \leq p_{T,jet}^{ch} < 50 \text{ GeV}/c$, and $70 \leq p_{T,jet}^{ch} < 100 \text{ GeV}/c$) for a given jet radii: $R = 0.3$ (a), $R = 0.5$ (b), $R = 0.7$ (c) between data and PYTHIA8

predictions, with the charged-particle multiplicities provided in Ref. [66]. Statistical and systematic uncertainties are shown as vertical error bars and boxes around the data points, respectively. Results for other radii can be found in Appendix Fig. 21

jet p_T intervals for resolution parameter $R = 0.3, 0.5$ and 0.7 . The PYTHIA8 predictions are also compared against data.

The jet production ratios measured at midrapidity increase with multiplicity in a similar way to the results presented in earlier publications for identified particles when using forward multiplicity V0 estimator [49–51]. The increase is weaker for the lowest jet p_T in the highest multiplicity interval. In general, PYTHIA8 simulations predict the overall increasing trend, however, the absolute magnitude is overestimated by the PYTHIA8 MC, especially in the highest multiplicity interval.

6 Summary

The inclusive charged-particle jet production cross sections measured with transverse momentum from $5 \text{ GeV}/c$ to $140 \text{ GeV}/c$ in pp collisions at $\sqrt{s} = 13 \text{ TeV}$ have been reported. The measurements were performed using the anti- k_T jet finding algorithm with different resolution parameters R varied from 0.2 to 0.7 and the pseudorapidity range $|\eta_{\text{jet}}| < 0.9 - R$. The inclusive charged-particle jet cross sections were compared to LO PYTHIA and NLO POWHEG pQCD calculations. As expected, a better agreement between data and MC is observed for the NLO predictions, although the NLO prediction overestimates the jet yield below $20 \text{ GeV}/c$. The cross section ratios for different resolution parameters were also studied. These ratios increase with jet p_T and saturate at the high end of the jet p_T range, indicating a stronger collimation for high-momentum jets.

The multiplicity dependence of jet production using different resolution parameters has also been studied. A higher (lower) jet yield is observed in higher (lower) multiplicity classes. Jet production in different multiplicity intervals compared to MB has a weak p_T and jet resolution parameter dependence. Furthermore, the self-normalised jet production yields and average jet p_T as a function of the self-normalised charged-particle multiplicity have been measured. The integrated jet yields and $\langle p_T \rangle$ in the integrated p_T interval between 5 and $100 \text{ GeV}/c$ increase with the self-normalised charged-particle multiplicity. No strong dependence of jet p_T and the resolution parameter R are observed except at low transverse momentum in the highest multiplicity percentile interval. A similar multiplicity dependence has also been reported for prompt D mesons in p-Pb collisions at $\sqrt{s_{\text{NN}}} = 5.02 \text{ TeV}$ and non-prompt J/ψ (from B hadron decays) production in pp collisions at $\sqrt{s} = 7 \text{ TeV}$ when using a forward multiplicity estimator. Current MC event generators can only predict the rising trend but cannot describe the absolute yields, especially in the highest multiplicity class.

The measurements presented in this paper provide further insight into the interplay between soft particle production and hard processes. Detailed comparisons of models with data will help to elucidate the relationship between jet production mechanisms and high-multiplicity events in small systems, particularly at LHC energies.

Acknowledgements The ALICE Collaboration would like to thank all its engineers and technicians for their invaluable contributions to the construction of the experiment and the CERN accelerator teams for the outstanding performance of the LHC complex. The ALICE Collaboration gratefully acknowledges the resources and support provided by all Grid centres and the Worldwide LHC Computing Grid (WLCG) collaboration. The ALICE Collaboration acknowledges the following funding agencies for their support in building and running the ALICE detector: A. I. Alikhanyan National Science Laboratory (Yerevan Physics Institute) Foundation (ANSL), State Committee of Science and World Federation of Scientists (WFS), Armenia; Austrian Academy of Sciences, Austrian Science Fund (FWF): [M 2467-N36] and Nationalstiftung für Forschung, Technologie und Entwicklung, Austria; Ministry of Communications and High Technologies, National Nuclear Research Center, Azerbaijan; Conselho Nacional de Desenvolvimento Científico e Tecnológico (CNPq), Financiadora de Estudos e Projetos (Finep), Fundação de Amparo à Pesquisa do Estado de São Paulo (FAPESP) and Universidade Federal do Rio Grande do Sul (UFRGS), Brazil; Ministry of Education of China (MOEC), Ministry of Science & Technology of China (MSTC) and National Natural Science Foundation of China (NSFC), China; Ministry of Science and Education and Croatian Science Foundation, Croatia; Centro de Aplicaciones Tecnológicas y Desarrollo Nuclear (CEADEN), Cubaenergía, Cuba; Ministry of Education, Youth and Sports of the Czech Republic, Czech Republic; The Danish Council for Independent Research | Natural Sciences, the VILLUM FONDEN and Danish National Research Foundation (DNRF), Denmark; Helsinki Institute of Physics (HIP), Finland; Commissariat à l’Energie Atomique (CEA) and Institut National de Physique Nucléaire et de Physique des Particules (IN2P3) and Centre National de la Recherche Scientifique (CNRS), France; Bundesministerium für Bildung und Forschung (BMBF) and GSI Helmholtzzentrum für Schwerionenforschung GmbH, Germany; General Secretariat for Research and Technology, Ministry of Education, Research and Religions, Greece; National Research, Development and Innovation Office, Hungary; Department of Atomic Energy Government of India (DAE), Department of Science and Technology, Government of India (DST), University Grants Commission, Government of India (UGC) and Council of Scientific and Industrial Research (CSIR), India; Indonesian Institute of Science, Indonesia; Istituto Nazionale di Fisica Nucleare (INFN), Italy; Japanese Ministry of Education, Culture, Sports, Science and Technology (MEXT) and Japan Society for the Promotion of Science (JSPS) KAKENHI, Japan; Consejo Nacional de Ciencia (CONACYT) y Tecnología, through Fondo de Cooperación Internacional en Ciencia y Tecnología (FONCICYT) and Dirección General de Asuntos del Personal Académico (DGAPA), Mexico; Nederlandse Organisatie voor Wetenschappelijk Onderzoek (NWO), Netherlands; The Research Council of Norway, Norway; Commission on Science and Technology for Sustainable Development in the South (COMSATS), Pakistan; Pontificia Universidad Católica del Perú, Peru; Ministry of Education and Science, National Science Centre and WUT ID-UB, Poland; Korea Institute of Science and Technology Information and National Research Foundation of Korea (NRF), Republic of Korea; Ministry of Education and Scientific Research, Institute of Atomic Physics, Ministry of Research and Innovation and Institute of Atomic Physics and University Politehnica of Bucharest, Romania; Joint Institute for Nuclear Research (JINR), Ministry of Education and Science of the Russian Federation, National Research Centre Kurchatov Insti-

tute, Russian Science Foundation and Russian Foundation for Basic Research, Russia; Ministry of Education, Science, Research and Sport of the Slovak Republic, Slovakia; National Research Foundation of South Africa, South Africa; Swedish Research Council (VR) and Knut & Alice Wallenberg Foundation (KAW), Sweden; European Organization for Nuclear Research, Switzerland; Suranaree University of Technology (SUT), National Science and Technology Development Agency (NSDTA), Suranaree University of Technology (SUT), Thailand Science Research and Innovation (TSRI) and National Science, Research and Innovation Fund (NSRF), Thailand; Turkish Energy, Nuclear and Mineral Research Agency (TENMAK), Turkey; National Academy of Sciences of Ukraine, Ukraine; Science and Technology Facilities Council (STFC), United Kingdom; National Science Foundation of the United States of America (NSF) and United States Department of Energy, Office of Nuclear Physics (DOENP), United States of America.

Data Availability Statement This manuscript has associated data in a data repository. [Author’s comment: Manuscript has associated data in a HEPData repository at <https://www.hepdata.net/>.]

Open Access This article is licensed under a Creative Commons Attribution 4.0 International License, which permits use, sharing, adaptation, distribution and reproduction in any medium or format, as long as you give appropriate credit to the original author(s) and the source, provide a link to the Creative Commons licence, and indicate if changes were made. The images or other third party material in this article are included in the article’s Creative Commons licence, unless indicated otherwise in a credit line to the material. If material is not included in the article’s Creative Commons licence and your intended use is not permitted by statutory regulation or exceeds the permit-

ted use, you will need to obtain permission directly from the copyright holder. To view a copy of this licence, visit <http://creativecommons.org/licenses/by/4.0/>.
Funded by SCOAP³.

Appendix

A.1 Charged-particle jet cross section and ratios without UE subtraction

The fully corrected inclusive charged-particle jet cross sections and cross section ratios without UE corrections in pp collisions at $\sqrt{s} = 13$ TeV are presented in this section. Figure 15 shows the jet cross section for different resolution parameters R varied from 0.2 to 0.7 without UE subtraction. The comparisons with LO and NLO theoretical calculations are shown in Fig. 16. Figures 17 and 18 show the jet cross section ratios without UE subtraction, in addition to comparison with theoretical calculations between different collision energies, respectively.

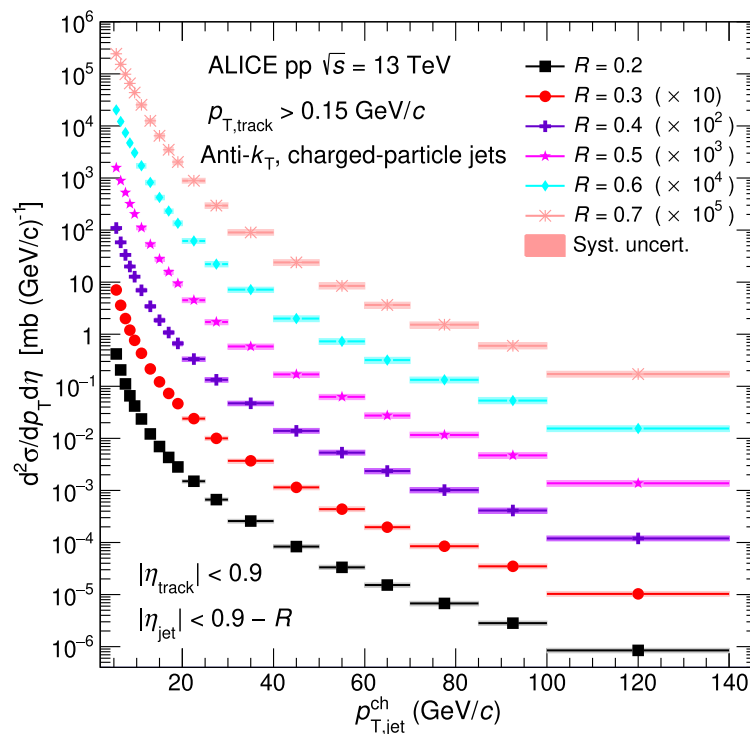


Fig. 15 Inclusive charged-particle jet cross sections in pp collisions at $\sqrt{s} = 13$ TeV using the anti- k_T algorithm for different resolution parameters R varied from 0.2 to 0.7, without UE subtraction. Statistical

uncertainties are displayed as vertical error bars. The total systematic uncertainties are shown as solid boxes around the data points

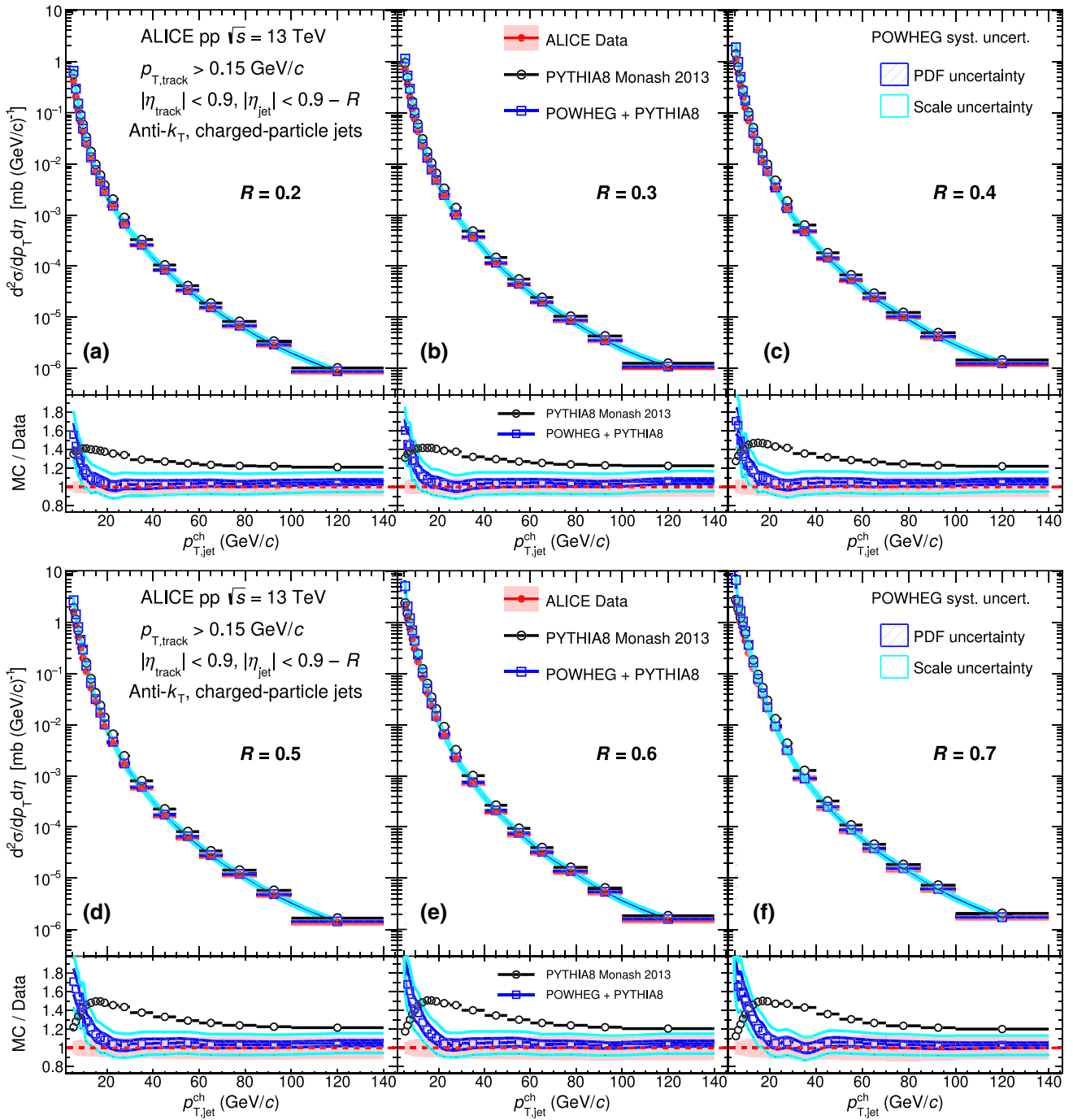


Fig. 16 Inclusive charged-particle jet cross sections in pp collisions at $\sqrt{s} = 13$ TeV without UE subtraction and compared to LO and NLO MC predictions with different resolution parameters R varied from 0.2 to 0.7. The statistical uncertainties are displayed as vertical error bars.

The systematic uncertainties on the data are indicated by shaded boxes in the top panels and shaded bands drawn around unity in the bottom panels. The red dashed lines in the ratio correspond to unity

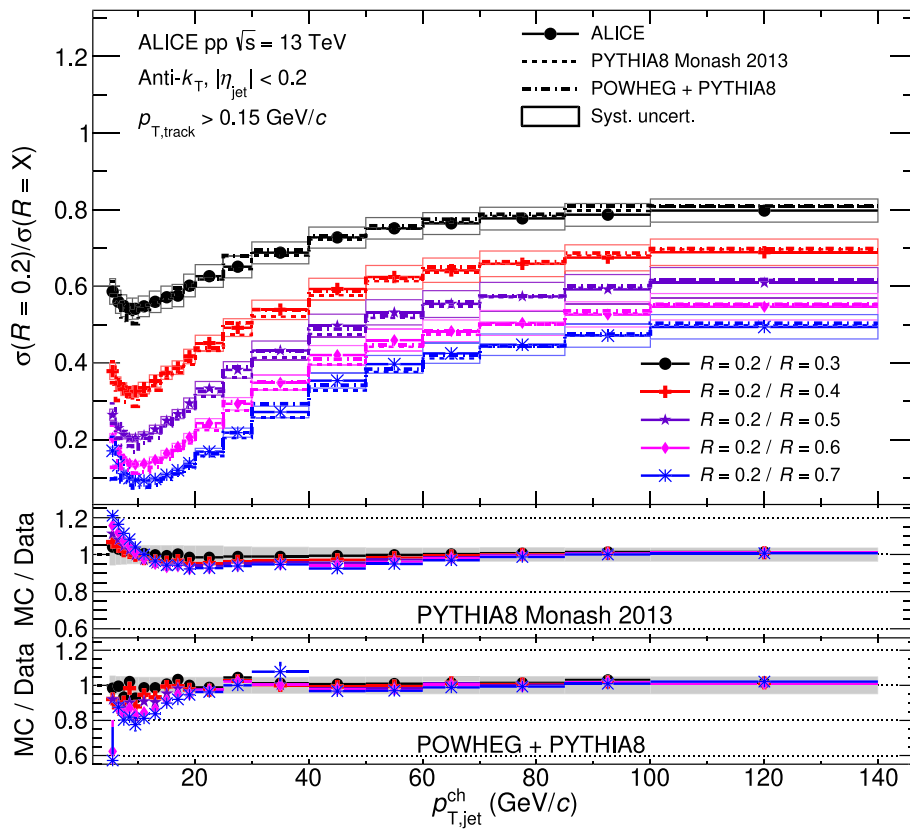


Fig. 17 Ratio of charged-particle jet cross section for resolution parameter $R = 0.2$ to other radii $R = X$, with X ranging from 0.3 to 0.7, without UE subtraction, and the comparison of calculations from LO (PYTHIA) and NLO event generators (POWHEG+PYTHIA8). The

systematic uncertainties of the cross section ratios from data are indicated by solid boxes around data points in the upper panels, and shaded bands around unity in the lower panels. No uncertainties are shown for theoretical predictions for better visibility

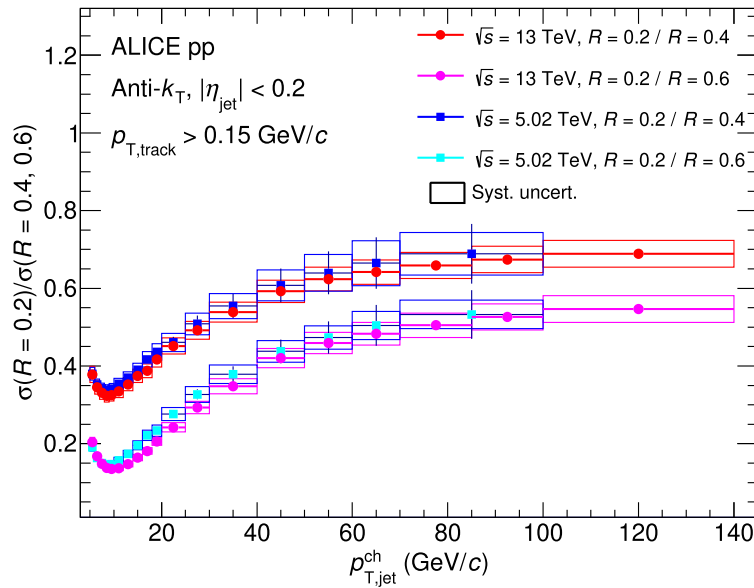


Fig. 18 Comparison of charged-particle jet cross section ratios for $\sigma(R = 0.2)/\sigma(R = 0.4)$ and $\sigma(R = 0.2)/\sigma(R = 0.6)$ without UE subtraction in pp collisions at $\sqrt{s} = 13$ and 5.02 TeV [12]

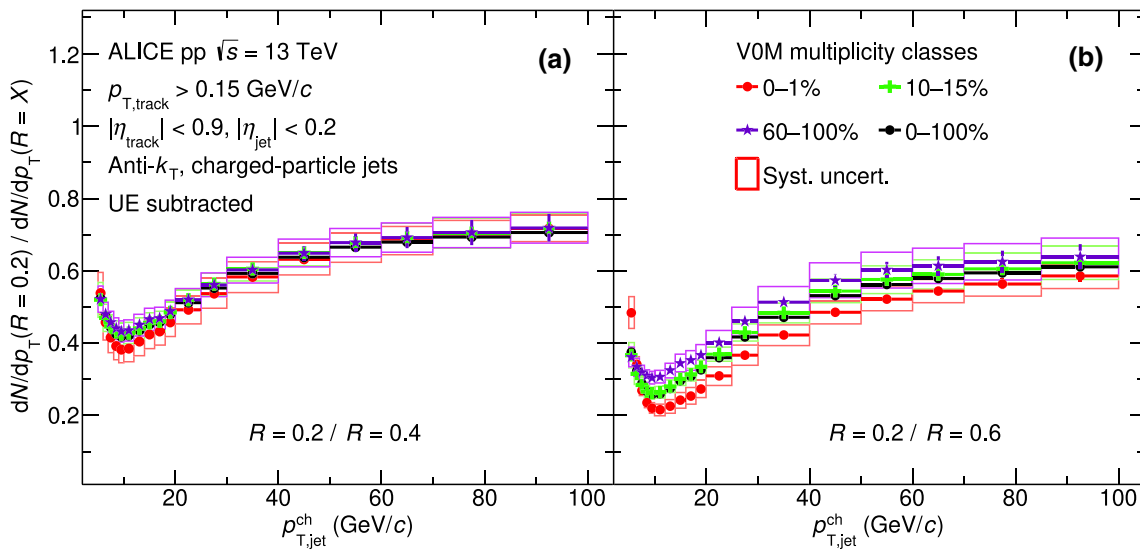


Fig. 19 Comparison of jet production ratios of $R = 0.2$ to $R = 0.4$ (a), $R = 0.6$ (b) in three multiplicity intervals (0–1%, 10–15% and 60–100%) and compared with PYTHIA simulations. Statistical and systematic uncertainties are shown as vertical error bars and boxes around the data points, respectively

A.2 Multiplicity dependence of jet production

Figure 19 selects three multiplicity intervals (0–1%, 10–15% and 60–100%) and compares the jet production ratio for (a) $R = 0.2/0.4$ and (b) $0.2/0.6$. Then Fig. 20 compares the jet production ratio in three multiplicity classes for (a) $R = 0.2/0.4$ and (b) $0.2/0.6$ between data and PYTHIA

MC, with the ratio between MC and data shown in the bottom panels. Figure 21 shows the jet production ratio as a function of the self-normalised charged-particle multiplicity in four selected jet transverse momentum intervals for jet resolution parameters (a) $R = 0.2$, (b) $R = 0.4$, and (c) $R = 0.6$.

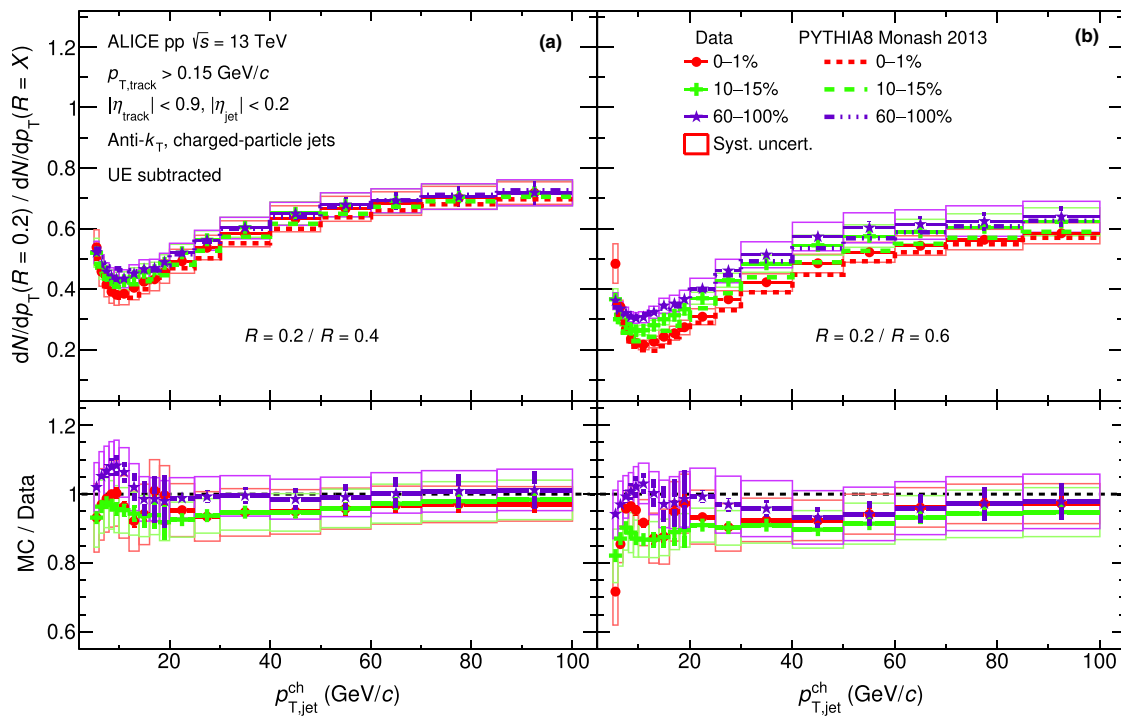


Fig. 20 Comparison of jet production ratios of $R = 0.2$ to $R = 0.4$ (a), $R = 0.6$ (b) in three different multiplicity classes and compared with PYTHIA MC simulations. Statistical and the total systematic uncertainties are shown as vertical error bars and boxes around the data points, respectively

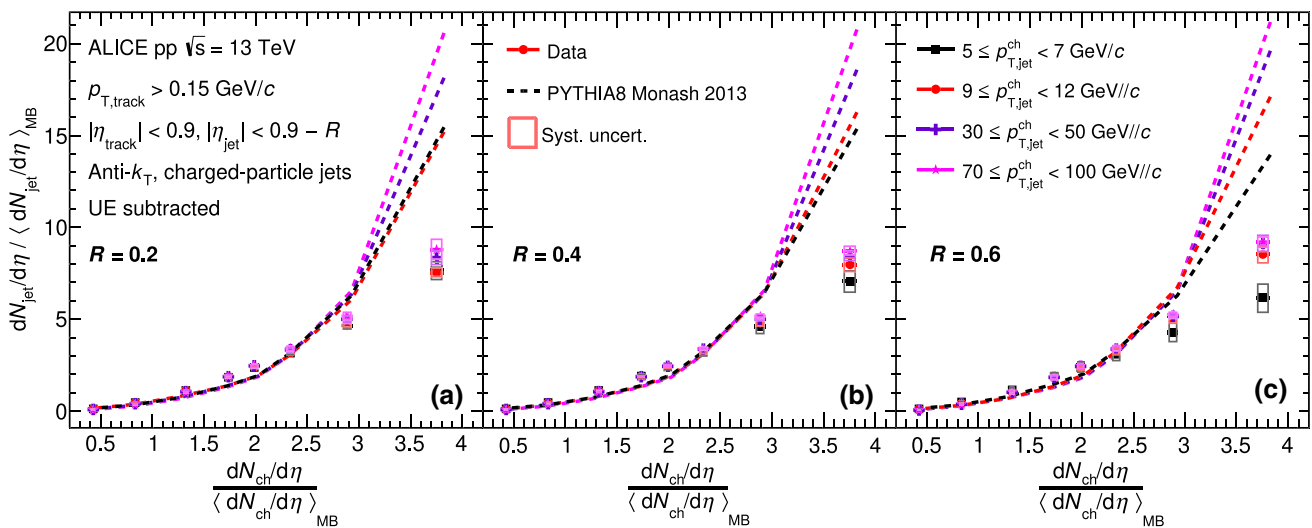


Fig. 21 Comparison of self-normalised jet yields as a function of the self-normalised charged-particle multiplicity in four selected jet p_T intervals ($5 \leq p_{T,jet}^{ch} < 7$ GeV/c, $9 \leq p_{T,jet}^{ch} < 12$ GeV/c, $30 \leq p_{T,jet}^{ch} < 50$ GeV/c, and $70 \leq p_{T,jet}^{ch} < 100$ GeV/c) for a

given jet radii: $R = 0.2$ (a), $R = 0.4$ (b), $R = 0.6$ (c) between data and PYTHIA8 predictions. The charged-particle multiplicities are taken from Ref. [66]. Statistical and systematic uncertainties are shown as vertical error bars and boxes around the data points, respectively

References

1. CMS Collaboration, A.M. Sirunyan et al., Determination of the strong coupling constant $\alpha_S(m_Z)$ from measurements of inclusive W^\pm and Z boson production cross sections in proton-proton collisions at $\sqrt{s} = 7$ and 8 TeV. *JHEP* **06**, 018 (2020). [https://doi.org/10.1007/JHEP06\(2020\)018](https://doi.org/10.1007/JHEP06(2020)018). arXiv:1912.04387 [hep-ex]
2. ATLAS Collaboration, M. Aaboud et al., Determination of the strong coupling constant α_S from transverse energy-energy correlations in multijet events at $\sqrt{s} = 8$ TeV using the ATLAS detector. *Eur. Phys. J. C* **77**, 872 (2017). <https://doi.org/10.1140/epjc/s10052-017-5442-0>. arXiv:1707.02562 [hep-ex]
3. CMS Collaboration, A.M. Sirunyan et al., Identification of heavy-flavour jets with the CMS detector in pp collisions at 13 TeV. *JINST* **13**, P05011 (2018). <https://doi.org/10.1088/1748-0221/13/05/P05011>. arXiv:1712.07158 [physics.ins-det]
4. T.-J. Hou et al., New CTEQ global analysis of quantum chromodynamics with high-precision data from the LHC. *Phys. Rev. D* **103**, 014013 (2021). <https://doi.org/10.1103/PhysRevD.103.014013>. arXiv:1912.10053 [hep-ph]
5. G. Sterman, QCD at short distances: jets and factorization. *Acta Phys. Polon. B* **45**(12), 2205 (2014). <https://doi.org/10.5506/APhysPolB.45.2205>. arXiv:1412.5698 [hep-ph]
6. J.C. Collins, D.E. Soper, G.F. Sterman, Factorization of hard processes in QCD. *Adv. Ser. Direct. High Energy Phys.* **5**, 1–91 (1989). https://doi.org/10.1142/9789814503266_0001. arXiv:hep-ph/0409313
7. J.C. Collins, D.E. Soper, The theorems of perturbative QCD. *Annu. Rev. Nucl. Part. Sci.* **37**(1), 383–409 (1987). <https://doi.org/10.1146/annurev.ns.37.120187.002123>
8. G. Soyez, Saturation in High-energy QCD. *Braz. J. Phys.* **36**, 1194 (2006). <https://doi.org/10.1590/S0103-97332006000700013>. arXiv:hep-ph/0605192
9. ALICE Collaboration, S. Acharya et al., Charged jet cross section and fragmentation in proton-proton collisions at $\sqrt{s} = 7$ TeV. *Phys. Rev. D* **99**, 012016 (2018). <https://doi.org/10.1103/PhysRevD.99.012016>. arXiv:1809.03232 [nucl-ex]
10. ATLAS Collaboration, M. Aaboud et al., Measurement of inclusive jet and dijet cross-sections in proton-proton collisions at $\sqrt{s} = 13$ TeV with the ATLAS detector. *JHEP* **05**, 195 (2018). [https://doi.org/10.1007/JHEP05\(2018\)195](https://doi.org/10.1007/JHEP05(2018)195). arXiv:1711.02692 [hep-ex]
11. ALICE Collaboration, S. Acharya et al., Measurements of inclusive jet spectra in pp and central Pb-Pb collisions at $\sqrt{s_{NN}} = 5.02$ TeV. *Phys. Rev. C* **101**, 034911 (2020). <https://doi.org/10.1103/PhysRevC.101.034911>. arXiv:1909.09718 [nucl-ex]
12. ALICE Collaboration, S. Acharya et al., Measurement of charged jet cross section in pp collisions at $\sqrt{s} = 5.02$ TeV. *Phys. Rev. D* **100**, 092004 (2019). <https://doi.org/10.1103/PhysRevD.100.092004>. arXiv:1905.02536 [nucl-ex]
13. JET Collaboration, K.M. Burke et al., Extracting the jet transport coefficient from jet quenching in high-energy heavy-ion collisions. *Phys. Rev. C* **90**, 014909 (2014). <https://doi.org/10.1103/PhysRevC.90.014909>. arXiv:1312.5003 [nucl-th]
14. E. Shuryak, Strongly coupled quark-gluon plasma in heavy ion collisions. *Rev. Mod. Phys.* **89**, 035001 (2017). <https://doi.org/10.1103/RevModPhys.89.035001>
15. ALICE Collaboration, K. Aamodt et al., Elliptic flow of charged particles in Pb-Pb collisions at 2.76 TeV. *Phys. Rev. Lett.* **105**, 252302 (2010). <https://doi.org/10.1103/PhysRevLett.105.252302>. arXiv:1011.3914 [nucl-ex]
16. J.L. Nagle, W.A. Zajc, Small system collectivity in relativistic hadronic and nuclear collisions. *Annu. Rev. Nucl. Part. Sci.* **68**, 211 (2018). <https://doi.org/10.1146/annurev-nucl-101916-123209>. arXiv:1801.03477 [nucl-ex]
17. C.M.S. Collaboration, V. Khachatryan et al., Observation of long-range near-side angular correlations in proton-proton collisions at the LHC. *JHEP* **09**, 091 (2010). [https://doi.org/10.1007/JHEP09\(2010\)091](https://doi.org/10.1007/JHEP09(2010)091). arXiv:1009.4122 [hep-ex]
18. ATLAS Collaboration, G. Aad et al., Observation of long-range elliptic azimuthal anisotropies in $\sqrt{s} = 13$ and 2.76 TeV pp collisions with the ATLAS detector. *Phys. Rev. Lett.* **116**, 172301 (2016). <https://doi.org/10.1103/PhysRevLett.116.172301>. arXiv:1509.04776 [hep-ex]
19. ATLAS Collaboration, M. Aaboud et al., Measurements of long-range azimuthal anisotropies and associated Fourier coefficients for pp collisions at $\sqrt{s} = 5.02$ and 13 TeV and p + Pb collisions at $\sqrt{s_{NN}} = 5.02$ TeV with the ATLAS detector. *Phys. Rev. C* **96**, 024908 (2017). <https://doi.org/10.1103/PhysRevC.96.024908>. arXiv:1609.06213 [hep-ex]
20. C.M.S. Collaboration, W. Adam et al., Evidence for collectivity in pp collisions at the LHC. *Phys. Lett. B* **765**, 193 (2017). <https://doi.org/10.1016/j.physletb.2016.12.009>. arXiv:1606.06198 [hep-ex]
21. C.M.S. Collaboration, W. Adam et al., Observation of long-range, near-side angular correlations in pPb collisions at the LHC. *Phys. Lett. B* **718**, 795 (2013). <https://doi.org/10.1016/j.physletb.2012.11.025>. arXiv:1210.5482 [hep-ex]
22. ALICE Collaboration, S. Acharya et al., Multiplicity dependence of light-flavor hadron production in pp collisions at $\sqrt{s} = 7$ TeV. *Phys. Rev. C* **99**, 024906 (2019). <https://doi.org/10.1103/PhysRevC.99.024906>. arXiv:1807.11321 [nucl-ex]
23. ALICE Collaboration, J. Adam et al., Enhanced production of multi-strange hadrons in high-multiplicity proton-proton collisions. *Nat. Phys.* **13**, 535 (2017). <https://doi.org/10.1038/nphys4111>. arXiv:1606.07424 [nucl-ex]
24. ALICE Collaboration, S. Acharya et al., Multiplicity dependence of (multi-)strange hadron production in proton-proton collisions at $\sqrt{s} = 13$ TeV. *Eur. Phys. J. C* **80**, 167 (2020). <https://doi.org/10.1140/epjc/s10052-020-7673-8>. arXiv:1908.01861 [nucl-ex]
25. ALICE Collaboration, B. Abelev et al., Multiplicity Dependence of Pion, Kaon, Proton and Lambda Production in p-Pb Collisions at $\sqrt{s_{NN}} = 5.02$ TeV. *Phys. Lett. B* **728**, 25–38 (2014). <https://doi.org/10.1016/j.physletb.2013.11.020>. arXiv:1307.6796 [nucl-ex]
26. ALICE Collaboration, J. Adam et al., Multi-strange baryon production in p-Pb collisions at $\sqrt{s_{NN}} = 5.02$ TeV. *Phys. Lett. B* **758**, 389 (2016). <https://doi.org/10.1016/j.physletb.2016.05.027>. arXiv:1512.07227 [nucl-ex]
27. ATLAS Collaboration, G. Aad et al., Measurement of azimuthal anisotropy of muons from charm and bottom hadrons in pp collisions at $\sqrt{s} = 13$ TeV with the ATLAS detector. *Phys. Rev. Lett.* **124**, 082301 (2020). <https://doi.org/10.1103/PhysRevLett.124.082301>. arXiv:1909.01650 [nucl-ex]
28. C.M.S. Collaboration, W. Adam et al., Multiplicity and rapidity dependence of strange hadron production in pp, pPb, and PbPb collisions at the LHC. *Phys. Lett. B* **768**, 103 (2017). <https://doi.org/10.1016/j.physletb.2017.01.075>. arXiv:1605.06699 [hep-ex]
29. ALICE Collaboration, J. Adam et al., Measurement of charged jet production cross sections and nuclear modification in p-Pb collisions at $\sqrt{s_{NN}} = 5.02$ TeV. *Phys. Lett. B* **749**, 68 (2015). <https://doi.org/10.1016/j.physletb.2015.07.054>. arXiv:1503.00681 [nucl-ex]
30. ALICE Collaboration, J. Adam et al., Centrality dependence of charged jet production in p-Pb collisions at $\sqrt{s_{NN}} = 5.02$ TeV. *Eur. Phys. J. C* **76**, 271 (2016). <https://doi.org/10.1140/epjc/s10052-016-4107-8>. arXiv:1603.03402 [nucl-ex]
31. M. Mace, V.V. Skokov, P. Tribedy, R. Venugopalan, Systematics of azimuthal anisotropy harmonics in proton-nucleus collisions at the LHC from the Color Glass Condensate. *Phys. Lett. B* **788**, 161 (2019). <https://doi.org/10.1016/j.physletb.2018.09.064>. arXiv:1807.00825 [hep-ph]. [Erratum: *Phys. Lett. B* **799**, 135006 (2019)]

32. M. Mace, V.V. Skokov, P. Tribedy, R. Venugopalan, Hierarchy of azimuthal anisotropy harmonics in collisions of small systems from the color glass condensate. *Phys. Rev. Lett.* **121**, 052301 (2018). <https://doi.org/10.1103/PhysRevLett.121.052301>. [arXiv:1805.09342](https://arxiv.org/abs/1805.09342) [hep-ph]. [Erratum: *Phys. Rev. Lett.* **123**, 039901 (2019)]
33. N. Fischer, T. Sjöstrand, Thermodynamical string fragmentation. *JHEP* **01**, 140 (2017). [https://doi.org/10.1007/JHEP01\(2017\)140](https://doi.org/10.1007/JHEP01(2017)140). [arXiv:1610.09818](https://arxiv.org/abs/1610.09818) [hep-ph]
34. T. Sjöstrand, Collective effects: the viewpoint of HEP MC codes. *Nucl. Phys. A* **982**, 43 (2019). <https://doi.org/10.1016/j.nuclphysa.2018.11.010>. [arXiv:1808.03117](https://arxiv.org/abs/1808.03117) [hep-ph]
35. C. Bierlich, G. Gustafson, L. Lönnblad, H. Shah, The Angantyr model for heavy-ion collisions in PYTHIA8. *JHEP* **10**, 134 (2018). [https://doi.org/10.1007/JHEP10\(2018\)134](https://doi.org/10.1007/JHEP10(2018)134). [arXiv:1806.10820](https://arxiv.org/abs/1806.10820) [hep-ph]
36. Z. Varga, R. Vértesi, G. Gábor Barnaföldi, Modification of jet structure in high-multiplicity pp collisions due to multiple-parton interactions and observing a multiplicity-independent characteristic jet size. *Adv. High Energy Phys.* **2019**, 6731362 (2019). <https://doi.org/10.1155/2019/6731362>. [arXiv:1805.03101](https://arxiv.org/abs/1805.03101) [hep-ph]
37. A.V. da Silva, W.M. Serenone, D. Dobrigkeit Chinellato, J. Takahashi, C. Bierlich, Studies of heavy-ion collisions using PYTHIA Angantyr and UrQMD. [arXiv:2002.10236](https://arxiv.org/abs/2002.10236) [hep-ph]
38. P. Bartalini et al., Multi-parton interactions at the LHC, in *Workshop on Multi-Parton Interactions at the LHC*, p. 11 (2011). [arXiv:1111.0469](https://arxiv.org/abs/1111.0469) [hep-ph]
39. C. Bierlich, G. Gustafson, L. Lönnblad, A shoving model for collectivity in hadronic collisions. [arXiv:1612.05132](https://arxiv.org/abs/1612.05132) [hep-ph]
40. C. Bierlich, G. Gustafson, L. Lönnblad, A. Tarasov, Effects of overlapping strings in pp collisions. *JHEP* **03**, 148 (2015). [https://doi.org/10.1007/JHEP03\(2015\)148](https://doi.org/10.1007/JHEP03(2015)148). [arXiv:1412.6259](https://arxiv.org/abs/1412.6259) [hep-ph]
41. S. Chun et al., Collectivity and electromagnetic radiation in small systems. *Phys. Rev. C* **95**, 014906 (2017). <https://doi.org/10.1103/PhysRevC.95.014906>. [arXiv:1609.02590](https://arxiv.org/abs/1609.02590) [nucl-th]
42. K. Tywoniuk, Is there jet quenching in pPb? *Nucl. Phys. A* **926**, 85 (2014). <https://doi.org/10.1016/j.nuclphysa.2014.04.023>
43. M. Csanád, T. Csörgő, Z.-F. Jiang, C.-B. Yang, Initial energy density of $\sqrt{s} = 7$ and 8 TeV p+p collisions at the LHC. *Universe* **3**, 9 (2017). <https://doi.org/10.3390/universe3010009>. [arXiv:1609.07176](https://arxiv.org/abs/1609.07176) [hep-ph]
44. M. Cacciari, G.P. Salam, G. Soyez, The anti- k_t jet clustering algorithm. *JHEP* **04**, 063 (2008). <https://doi.org/10.1088/1126-6708/2008/04/063>. [arXiv:0802.1189](https://arxiv.org/abs/0802.1189) [hep-ph]
45. ALICE Collaboration, B. Abelev et al., Charged jet cross sections and properties in proton-proton collisions at $\sqrt{s} = 7$ TeV. *Phys. Rev. D* **91**(11), 112012 (2015). <https://doi.org/10.1103/PhysRevD.91.112012>. [arXiv:1411.4969](https://arxiv.org/abs/1411.4969) [nucl-ex]
46. CMS Collaboration, S. Chatrchyan et al., Jet and underlying event properties as a function of charged-particle multiplicity in proton-proton collisions at $\sqrt{s} = 7$ TeV. *Eur. Phys. J. C* **73**, 2674 (2013). <https://doi.org/10.1140/epjc/s10052-013-2674-5>. [arXiv:1310.4554](https://arxiv.org/abs/1310.4554) [hep-ex]
47. ALICE Collaboration, S. Acharya et al., Charged-particle production as a function of multiplicity and transverse sphericity in pp collisions at $\sqrt{s} = 5.02$ and 13 TeV. *Eur. Phys. J. C* **79**, 857 (2019). <https://doi.org/10.1140/epjc/s10052-019-7350-y>. [arXiv:1905.07208](https://arxiv.org/abs/1905.07208) [nucl-ex]
48. ALICE Collaboration, B. Abelev et al., Multiplicity dependence of jet-like two-particle correlation structures in p-Pb collisions at $\sqrt{s_{NN}}=5.02$ TeV. *Phys. Lett. B* **741**, 38 (2015). <https://doi.org/10.1016/j.physletb.2014.11.028>. [arXiv:1406.5463](https://arxiv.org/abs/1406.5463) [nucl-ex]
49. ALICE Collaboration, B. Abelev et al., J/ψ Production as a Function of Charged Particle Multiplicity in pp Collisions at $\sqrt{s} = 7$ TeV. *Phys. Lett. B* **712**, 165 (2012). <https://doi.org/10.1016/j.physletb.2012.04.052>. [arXiv:1202.2816](https://arxiv.org/abs/1202.2816) [hep-ex]
50. ALICE Collaboration, S. Acharya et al., Multiplicity dependence of J/ψ production at midrapidity in pp collisions at $\sqrt{s} = 13$ TeV. *Phys. Lett. B* **810**, 135758 (2020). <https://doi.org/10.1016/j.physletb.2020.135758>. [arXiv:2005.11123](https://arxiv.org/abs/2005.11123) [nucl-ex]
51. ALICE Collaboration, S. Acharya et al., J/ψ production as a function of charged-particle multiplicity in p-Pb collisions at $\sqrt{s_{NN}} = 8.16$ TeV. *JHEP* **09**, 162 (2020). [https://doi.org/10.1007/JHEP09\(2020\)162](https://doi.org/10.1007/JHEP09(2020)162). [arXiv:2004.12673](https://arxiv.org/abs/2004.12673) [nucl-ex]
52. ALICE Collaboration, J. Adam et al., Measurement of D-meson production versus multiplicity in p-Pb collisions at $\sqrt{s_{NN}} = 5.02$ TeV. *JHEP* **08**, 078 (2016). [https://doi.org/10.1007/JHEP08\(2016\)078](https://doi.org/10.1007/JHEP08(2016)078). [arXiv:1602.07240](https://arxiv.org/abs/1602.07240) [nucl-ex]
53. ALICE Collaboration, J. Adam et al., “Measurement of charm and beauty production at central rapidity versus charged-particle multiplicity in proton-proton collisions at $\sqrt{s} = 7$ TeV”, *JHEP* **09** 148, (2015) [https://doi.org/10.1007/JHEP09\(2015\)148](https://doi.org/10.1007/JHEP09(2015)148). [arXiv:1505.00664](https://arxiv.org/abs/1505.00664) [nucl-ex]
54. M. Azarkin, I. Dremin, M. Strikman, Jets in multiparticle production in and beyond geometry of proton-proton collisions at the LHC. *Phys. Lett. B* **735**, 244 (2014). <https://doi.org/10.1016/j.physletb.2014.06.040>. [arXiv:1401.1973](https://arxiv.org/abs/1401.1973) [hep-ph]
55. L3 Collaboration, B. Adeva et al., The construction of the L3 Experiment. *Nucl. Instrum. Methods A* **289**, 35–102 (1990). [https://doi.org/10.1016/0168-9002\(90\)90250-A](https://doi.org/10.1016/0168-9002(90)90250-A)
56. F. Wittgenstein, A. Herve, M. Feldmann, D. Luckey, I. Vetlitsky, Construction of the L3 magnet, in *11th International Conference on Magnet Technology (MT-11)*, p. 8 (1989)
57. ALICE Collaboration, E. Abbas et al., Performance of the ALICE VZERO system. *JINST* **8**, P10016 (2013). <https://doi.org/10.1088/1748-0221/8/10/P10016>. [arXiv:1306.3130](https://arxiv.org/abs/1306.3130) [nucl-ex]
58. ALICE Collaboration, B. Abelev et al., Performance of the ALICE Experiment at the CERN LHC. *Int. J. Mod. Phys. A* **29**, 1430044 (2014). <https://doi.org/10.1142/S0217751X14300440>. [arXiv:1402.4476](https://arxiv.org/abs/1402.4476) [nucl-ex]
59. V. Balagura, Notes on van der Meer Scan for absolute luminosity measurement. *Nucl. Instrum. Methods A* **654**, 634 (2011). <https://doi.org/10.1016/j.nima.2011.06.007>. [arXiv:1103.1129](https://arxiv.org/abs/1103.1129) [physics.ins-det]
60. S. van der Meer, Calibration of the effective beam height in the ISR. Tech. rep., CERN, Geneva (1968). <https://cds.cern.ch/record/296752>
61. ALICE Collaboration, Acharya et al., ALICE 2016–2017–2018 luminosity determination for pp collisions at $\sqrt{s} = 13$ TeV. <https://cds.cern.ch/record/2776672>
62. R. Brun et al., GEANT detector description and simulation tool. CERN-W-5013, p. 1 (1994). <https://doi.org/10.17181/CERN.MUHF.DMJ1>
63. P. Skands, S. Carrazza, J. Rojo, Tuning PYTHIA 8.1: the Monash 2013 Tune. *Eur. Phys. J. C* **74**, 3024 (2014). <https://doi.org/10.1140/epjc/s10052-014-3024-y>. [arXiv:1404.5630](https://arxiv.org/abs/1404.5630) [hep-ph]
64. NNPDF Collaboration, R.D. Ball et al., Parton distributions with QED corrections. *Nucl. Phys. B* **877**, 290 (2013). <https://doi.org/10.1016/j.nuclphysb.2013.10.010>. [arXiv:1308.0598](https://arxiv.org/abs/1308.0598) [hep-ph]
65. S. Dulat, T.-J. Hou et al., New parton distribution functions from a global analysis of quantum chromodynamics. *Phys. Rev. D* **93**, 033006 (2016). <https://doi.org/10.1103/PhysRevD.93.033006>. [arXiv:1506.07443](https://arxiv.org/abs/1506.07443) [hep-ph]
66. ALICE Collaboration, S. Acharya et al., Pseudorapidity distributions of charged particles as a function of mid and forward rapidity multiplicities in pp collisions at $\sqrt{s} = 5.02, 7$ and 13 TeV. *Eur. Phys. J. C* **81**, 630 (2020). <https://doi.org/10.1140/epjc/s10052-021-09349-5>. [arXiv:2009.09434](https://arxiv.org/abs/2009.09434) [nucl-ex]
67. M. Cacciari, G.P. Salam, G. Soyez, FastJet user manual. *Eur. Phys. J. C* **72**, 1896 (2012). <https://doi.org/10.1140/epjc/s10052-012-1896-2>. [arXiv:1111.6097](https://arxiv.org/abs/1111.6097) [hep-ph]

68. ATLAS Collaboration, G. Aad et al., Properties of jets measured from tracks in proton-proton collisions at center-of-mass energy $\sqrt{s} = 7$ TeV with the ATLAS detector. *Phys. Rev. D* **84**, 054001 (2011). <https://doi.org/10.1103/PhysRevD.84.054001>. [arXiv:1107.3311](https://arxiv.org/abs/1107.3311) [hep-ex]
69. ALICE Collaboration, B. Abelev et al., Underlying Event measurements in pp collisions at $\sqrt{s} = 0.9$ and 7 TeV with the ALICE experiment at the LHC. *JHEP* **07**, 116 (2012). [https://doi.org/10.1007/JHEP07\(2012\)116](https://doi.org/10.1007/JHEP07(2012)116). [arXiv:1112.2082](https://arxiv.org/abs/1112.2082) [hep-ex]
70. CMS Collaboration, S. Chatrchyan et al., Measurement of the underlying event activity in pp collisions at $\sqrt{s} = 0.9$ and 7 TeV with the novel jet-area/median approach. *JHEP* **08**, 130 (2012). [https://doi.org/10.1007/JHEP08\(2012\)130](https://doi.org/10.1007/JHEP08(2012)130). [arXiv:1207.2392](https://arxiv.org/abs/1207.2392) [hep-ex]
71. M. Cacciari, G.P. Salam, Dispelling the N^3 myth for the k_t jet-finder. *Phys. Lett. B* **641**, 57 (2006). <https://doi.org/10.1016/j.physletb.2006.08.037>. [arXiv:hep-ph/0512210](https://arxiv.org/abs/hep-ph/0512210) [hep-ph]
72. ALICE Collaboration, B. Abelev et al., Measurement of charged jet suppression in Pb-Pb collisions at $\sqrt{s_{NN}} = 2.76$ TeV. *JHEP* **03**, 013 (2014). [https://doi.org/10.1007/JHEP03\(2014\)013](https://doi.org/10.1007/JHEP03(2014)013). [arXiv:1311.0633](https://arxiv.org/abs/1311.0633) [nucl-ex]
73. ALICE Collaboration, B. Abelev et al., Measurement of event background fluctuations for charged particle jet reconstruction in Pb-Pb collisions at $\sqrt{s_{NN}} = 2.76$ TeV. *JHEP* **03**, 053 (2012). [https://doi.org/10.1007/JHEP03\(2012\)053](https://doi.org/10.1007/JHEP03(2012)053). [arXiv:1201.2423](https://arxiv.org/abs/1201.2423) [nucl-ex]
74. ALICE Collaboration, S. Acharya et al., Measurement of inclusive charged-particle b-jet production in pp and p-Pb collisions at $\sqrt{s_{NN}} = 5.02$ TeV. [arXiv:2110.06104](https://arxiv.org/abs/2110.06104) [nucl-ex]
75. ALICE Collaboration, Acharya et al., The ALICE definition of primary particles. <https://cds.cern.ch/record/2270008>
76. T. Auye, Unfolding algorithms and tests using RooUnfold, in *Proceedings, PHYSTAT 2011 Workshop, CERN, Geneva, Switzerland, January 2011, CERN-2011-006*, p. 313 (2011). [arXiv:1105.1160](https://arxiv.org/abs/1105.1160) [physics.data-an]
77. A. Hocker, V. Kartvelishvili, SVD approach to data unfolding. *Nucl. Instrum. Methods A* **372**, 469 (1996). [https://doi.org/10.1016/0168-9002\(95\)01478-0](https://doi.org/10.1016/0168-9002(95)01478-0). [arXiv:hep-ph/9509307](https://arxiv.org/abs/hep-ph/9509307) [hep-ph]
78. G. D'Agostini, A multidimensional unfolding method based on Bayesian theorem. *Nucl. Instrum. Methods A* **362**, 487 (1995). [https://doi.org/10.1016/0168-9002\(95\)00274-X](https://doi.org/10.1016/0168-9002(95)00274-X)
79. ALICE Collaboration, B. Abelev et al., Centrality dependence of charged particle production at large transverse momentum in Pb-Pb collisions at $\sqrt{s_{NN}} = 2.76$ TeV. *Phys. Lett. B* **720**, 52 (2013). <https://doi.org/10.1016/j.physletb.2013.01.051>. [arXiv:1208.2711](https://arxiv.org/abs/1208.2711) [hep-ex]
80. T. Pierog, I. Karpenko, J.M. Katzy, E. Yatsenko, K. Werner, EPOS LHC: test of collective hadronization with data measured at the CERN Large Hadron Collider. *Phys. Rev. C* **92**, 034906 (2015). <https://doi.org/10.1103/PhysRevC.92.034906>. [arXiv:1306.0121](https://arxiv.org/abs/1306.0121) [hep-ph]
81. ALICE Collaboration, ALICE, Underlying event properties in pp collision at $\sqrt{s} = 13$ TeV. *JHEP* **04**, 192 (2020). [https://doi.org/10.1007/JHEP05\(2020\)192](https://doi.org/10.1007/JHEP05(2020)192). [arXiv:1910.14400](https://arxiv.org/abs/1910.14400) [nucl-ex]
82. M. Dasgupta, L. Magnea, G.P. Salam, Non-perturbative QCD effects in jets at hadron colliders. *JHEP* **02**, 055 (2008). <https://doi.org/10.1088/1126-6708/2008/02/055>. [arXiv:0712.3014](https://arxiv.org/abs/0712.3014) [hep-ph]

ALICE Collaboration

S. Acharya¹⁴², D. Adamová⁹⁶, A. Adler⁷⁴, J. Adolfsson⁸¹, G. Aglieri Rinella³⁴, M. Agnello³⁰, N. Agrawal⁵⁴, Z. Ahammed¹⁴², S. Ahmad¹⁶, S. U. Ahn⁷⁶, I. Ahuja³⁸, Z. Akbar⁵¹, A. Akindinov⁹³, M. Al-Turany¹⁰⁸, S. N. Alam¹⁶, D. Aleksandrov⁸⁹, B. Alessandro⁵⁹, H. M. Alfanda⁷, R. Alfaro Molina⁷¹, B. Ali¹⁶, Y. Ali¹⁴, A. Alici²⁵, N. Alizadehvandchali¹²⁵, A. Alkin³⁴, J. Alme²¹, G. Alocco⁵⁵, T. Alt⁶⁸, I. Altsybeev¹¹³, M. N. Anaam⁷, C. Andrei⁴⁸, D. Andreou⁹¹, A. Andronic¹⁴⁵, V. Anguelov¹⁰⁵, F. Antinori⁵⁷, P. Antonioli⁵⁴, C. Anuj¹⁶, N. Apadula⁸⁰, L. Aphecetche¹¹⁵, H. Appelshäuser⁶⁸, S. Arcelli²⁵, R. Arnaldi⁵⁹, I. C. Arsene²⁰, M. Arslanok¹⁴⁷, A. Augustinus³⁴, R. Averbeck¹⁰⁸, S. Aziz⁷⁸, M. D. Azmi¹⁶, A. Badalá⁵⁶, Y. W. Baek⁴¹, X. Bai^{108,129}, R. Bailhache⁶⁸, Y. Bailung⁵⁰, R. Bala¹⁰², A. Balbino³⁰, A. Baldisseri¹³⁹, B. Balis², D. Banerjee⁴, Z. Banoo¹⁰², R. Barbera²⁶, L. Barioglio¹⁰⁶, M. Barlou⁸⁵, G. G. Barnaföldi¹⁴⁶, L. S. Barnby⁹⁵, V. Barret¹³⁶, C. Bartels¹²⁸, K. Barth³⁴, E. Bartsch⁶⁸, F. Baruffaldi²⁷, N. Bastid¹³⁶, S. Basu⁸¹, G. Batigne¹¹⁵, D. Battistini¹⁰⁶, B. Batyunya⁷⁵, D. Bauri⁴⁹, J. L. Bazo Alba¹¹², I. G. Bearden⁹⁰, C. Beattie¹⁴⁷, P. Becht¹⁰⁸, I. Belikov¹³⁸, A. D. C. Bell Hechavarria¹⁴⁵, F. Bellini²⁵, R. Bellwied¹²⁵, S. Belokurova¹¹³, V. Belyaev⁹⁴, G. Bencedi^{69,146}, S. Beole²⁴, A. Bercuci⁴⁸, Y. Berdnikov⁹⁹, A. Berdnikova¹⁰⁵, L. Bergmann¹⁰⁵, M. G. Besoiu⁶⁷, L. Betev³⁴, P. P. Bhaduri¹⁴², A. Bhasin¹⁰², I. R. Bhat¹⁰², M. A. Bhat⁴, B. Bhattacharjee⁴², P. Bhattacharya²², L. Bianchi²⁴, N. Bianchi⁵², J. Bielčik³⁷, J. Bielčíková⁹⁶, J. Biernat¹¹⁸, A. Bilandzic¹⁰⁶, G. Biro¹⁴⁶, S. Biswas⁴, J. T. Blair¹¹⁹, D. Blau^{82,89}, M. B. Blidaru¹⁰⁸, C. Blume⁶⁸, G. Boca^{28,58}, F. Bock⁹⁷, A. Bogdanov⁹⁴, S. Boi²², J. Bok⁶¹, L. Boldizsár¹⁴⁶, A. Bolozdynya⁹⁴, M. Bombara³⁸, P. M. Bond³⁴, G. Bonomi^{58,141}, H. Borel¹³⁹, A. Borissov⁸², H. Bossi¹⁴⁷, E. Botta²⁴, L. Bratrud⁶⁸, P. Braun-Munzinger¹⁰⁸, M. Bregant¹²¹, M. Broz³⁷, G. E. Bruno^{33,107}, M. D. Buckland^{23,128}, D. Budnikov¹⁰⁹, H. Buesching⁶⁸, S. Bufalino³⁰, O. Bugnon¹¹⁵, P. Buhler¹¹⁴, Z. Buthelezi^{72,132}, J. B. Butt¹⁴, A. Bylinkin^{21,127}, S. A. Bysiak¹¹⁸, M. Cai^{7,27}, H. Caines¹⁴⁷, A. Caliva¹⁰⁸, E. Calvo Villar¹¹², J. M. M. Camacho¹²⁰, R. S. Camacho⁴⁵, P. Camerini²³, F. D. M. Canedo¹²¹, M. Carabas¹³⁵, F. Carnesecchi^{25,34}, R. Caron^{137,139}, J. Castillo Castellanos¹³⁹, E. A. R. Casula²², F. Catalano³⁰, C. Ceballos Sanchez⁷⁵, I. Chakaberia⁸⁰, P. Chakraborty⁴⁹, S. Chandra¹⁴², S. Chapeland³⁴, M. Chartier¹²⁸, S. Chattopadhyay¹⁴², S. Chattopadhyay¹¹⁰, T. G. Chavez⁴⁵, T. Cheng⁷, C. Cheshkov¹³⁷, B. Cheynis¹³⁷, V. Chibante Barroso³⁴, D. D. Chinellato¹²², S. Cho⁶¹, P. Chochula³⁴, P. Christakoglou⁹¹, C. H. Christensen⁹⁰, P. Christiansen⁸¹, T. Chujo¹³⁴, C. Cicalo⁵⁵, L. Cifarelli²⁵, F. Cindolo⁵⁴, M. R. Ciupek¹⁰⁸, G. Clai^{54,a}, J. Cleymans^{124,g}, F. Colamaria⁵³, J. S. Colburn¹¹¹, D. Colella^{33,53,107}, A. Collu⁸⁰, M. Colocci^{25,34}, M. Concas^{59,b}, G. Conesa Balbastre⁷⁹, Z. Conesa del Valle⁷⁸, G. Contin²³, J. G. Contreras³⁷, M. L. Coquet¹³⁹, T. M. Cormier⁹⁷, P. Cortese³¹, M. R. Cosentino¹²³, F. Costa³⁴, S. Costanza^{28,58}, P. Crochet¹³⁶, R. Cruz-Torres⁸⁰, E. Cuautle⁶⁹, P. Cui⁷, L. Cunqueiro⁹⁷, A. Dainese⁵⁷, M. C. Danisch¹⁰⁵, A. Danu⁶⁷, P. Das⁸⁷, P. Das⁴, S. Das⁴, S. Dash⁴⁹, A. De Caro²⁹, G. de Cataldo⁵³, L. De Cilladi²⁴, J. de Cuveland³⁹, A. De Falco²², D. De Gruttola²⁹, N. De Marco⁵⁹, C. De Martin²³, S. De Pasquale²⁹, S. Deb⁵⁰, H. F. Degenhardt¹²¹, K. R. Deja¹⁴³, R. Del Grande¹⁰⁶, L. Dello Stritto²⁹, W. Deng⁷, P. Dhankher¹⁹, D. Di Bari³³, A. Di Mauro³⁴, R. A. Diaz⁸, T. Dietel¹²⁴, Y. Ding^{7,137}, R. Divià³⁴, D. U. Dixit¹⁹, Ø. Djuvsland²¹, U. Dmitrieva⁶³, J. Do⁶¹, A. Dobrin⁶⁷, B. Dönigus⁶⁸, A. K. Dubey¹⁴², A. Dubla^{91,108}, S. Dudi¹⁰¹, P. Dupieux¹³⁶, M. Durkac¹¹⁷, N. Dzalaiova¹³, T. M. Eder¹⁴⁵, R. J. Ehlers⁹⁷, V. N. Eikeland²¹, F. Eisenhut⁶⁸, D. Elia⁵³, B. Erazmus¹¹⁵, F. Ercolessi²⁵, F. Erhardt¹⁰⁰, A. Erokhin¹¹³, M. R. Ersdal²¹, B. Espagnon⁷⁸, G. Eulisse³⁴, D. Evans¹¹¹, S. Evdokimov⁹², L. Fabbietti¹⁰⁶, M. Faggin²⁷, J. Faivre⁷⁹, F. Fan⁷, W. Fan⁸⁰, A. Fantoni⁵², M. Fasel⁹⁷, P. Fedchio³⁰, A. Feliciello⁵⁹, G. Feofilov¹¹³, A. Fernández Téllez⁴⁵, A. Ferrero¹³⁹, A. Ferretti²⁴, V. J. G. Feuillard¹⁰⁵, J. Figiel¹¹⁸, V. Filova³⁷, D. Finogeev⁶³, F. M. Fionda⁵⁵, G. Fiorenza³⁴, F. Flor¹²⁵, A. N. Flores¹¹⁹, S. Foertsch⁷², S. Fokin⁸⁹, E. Fragiaco⁶⁰, E. Frajna¹⁴⁶, A. Francisco¹³⁶, U. Fuchs³⁴, N. Funicello²⁹, C. Furget⁷⁹, A. Furs⁶³, J. J. Gaardhøje⁹⁰, M. Gagliardi²⁴, A. M. Gago¹¹², A. Gal¹³⁸, C. D. Galvan¹²⁰, P. Ganoti⁸⁵, C. Garabatos¹⁰⁸, J. R. A. Garcia⁴⁵, E. Garcia-Solis¹⁰, K. Garg¹¹⁵, C. Gargiulo³⁴, A. Garibli⁸⁸, K. Garner¹⁴⁵, P. Gasik¹⁰⁸, E. F. Gauger¹¹⁹, A. Gautam¹²⁷, M. B. Gay Ducati⁷⁰, M. Germain¹¹⁵, S. K. Ghosh⁴, M. Giacalone²⁵, P. Gianotti⁵², P. Giubellino^{59,108}, P. Giubilato²⁷, A. M. C. Glaenger¹³⁹, P. Glässel¹⁰⁵, E. Glimos¹³¹, D. J. Q. Goh⁸³, V. Gonzalez¹⁴⁴, L. H. González-Trueba⁷¹, S. Gorbunov³⁹, M. Gorgon², L. Görlich¹¹⁸, S. Gotovac³⁵, V. Grabski⁷¹, L. K. Graczykowski¹⁴³, L. Greiner⁸⁰, A. Grelli⁶², C. Grigoras³⁴, V. Grigoriev⁹⁴, S. Grigoryan^{1,75}, F. Grosa^{34,59}, J. F. Grosse-Oetringhaus³⁴, R. Grosso¹⁰⁸, D. Grund³⁷, G. G. Guardiano¹²², R. Guernane⁷⁹, M. Guilbaud¹¹⁵, K. Gulbrandsen⁹⁰, T. Gunji¹³³, W. Guo⁷, A. Gupta¹⁰², R. Gupta¹⁰², S. P. Guzman⁴⁵, L. Gyulai¹⁴⁶, M. K. Habib¹⁰⁸, C. Hadjidakis⁷⁸, H. Hamagaki⁸³, M. Hamid⁷, R. Hannigan¹¹⁹, M. R. Haque¹⁴³, A. Harlanderova¹⁰⁸, J. W. Harris¹⁴⁷, A. Harton¹⁰, J. A. Hasenbichler³⁴, H. Hassan⁹⁷, D. Hatzifotiadou⁵⁴, P. Hauer⁴³, L. B. Havener¹⁴⁷, S. T. Heckel¹⁰⁶, E. Hellbär¹⁰⁸, H. Helstrup³⁶, T. Herman³⁷, G. Herrera Corral⁹, F. Herrmann¹⁴⁵, K. F. Hetland³⁶, B. Heybeck⁶⁸, H. Hillemanns³⁴, C. Hills¹²⁸, B. Hippolyte¹³⁸, B. Hofman⁶², B. Hohlweger⁹¹, J. Honermann¹⁴⁵, G. H. Hong¹⁴⁸, D. Horak³⁷, S. Hornung¹⁰⁸, A. Horzyk², R. Hosokawa¹⁵, Y. Hou⁷, P. Hristov³⁴, C. Hughes¹³¹, P. Huhn⁶⁸, L. M. Huhta¹²⁶, C. V. Hulse⁷⁸, T. J. Humanic⁹⁸, H. Hushnud¹¹⁰, L. A. Husova¹⁴⁵, A. Hutson¹²⁵, J. P. Iddon^{34,128}

R. Ilkaev¹⁰⁹, H. Ilyas¹⁴, M. Inaba¹³⁴, G. M. Innocenti³⁴, M. Ippolitov⁸⁹, A. Isakov⁹⁶, T. Isidori¹²⁷, M. S. Islam¹¹⁰, M. Ivanov¹⁰⁸, V. Ivanov⁹⁹, V. Izucheev⁹², M. Jablonski², B. Jacak⁸⁰, N. Jacazio³⁴, P. M. Jacobs⁸⁰, S. Jadlovská¹¹⁷, J. Jadlovsky¹¹⁷, S. Jaelani⁶², C. Jahnke^{121,122}, M. J. Jakubowska¹⁴³, A. Jalotra¹⁰², M. A. Janik¹⁴³, T. Janson⁷⁴, M. Jercic¹⁰⁰, O. Jevons¹¹¹, A. A. P. Jimenez⁶⁹, F. Jonas^{97,145}, P. G. Jones¹¹¹, J. M. Jowett^{34,108}, J. Jung⁶⁸, M. Jung⁶⁸, A. Junique³⁴, A. Jusko¹¹¹, M. J. Kabus¹⁴³, J. Kaewjai¹¹⁶, P. Kalinak⁶⁴, A. S. Kalteyer¹⁰⁸, A. Kalweit³⁴, V. Kaplin⁹⁴, A. Karasu Uysal⁷⁷, D. Karatovic¹⁰⁰, O. Karavichev⁶³, T. Karavicheva⁶³, P. Karczmarczyk¹⁴³, E. Karpechev⁶³, V. Kashyap⁸⁷, A. Kazantsev⁸⁹, U. Kebschull⁷⁴, R. Keidel⁴⁷, D. L. D. Keijdener⁶², M. Keil³⁴, B. Ketzer⁴³, A. M. Khan⁷, S. Khan¹⁶, A. Khanzadeev⁹⁹, Y. Kharlov^{82,92}, A. Khatun¹⁶, A. Khuntia¹¹⁸, B. Kileng³⁶, B. Kim^{17,61}, C. Kim¹⁷, D. J. Kim¹²⁶, E. J. Kim⁷³, J. Kim¹⁴⁸, J. S. Kim⁴¹, J. Kim¹⁰⁵, J. Kim⁷³, M. Kim¹⁰⁵, S. Kim¹⁸, T. Kim¹⁴⁸, S. Kirsch⁶⁸, I. Kisel³⁹, S. Kiselev⁹³, A. Kisiel¹⁴³, J. P. Kitowski², J. L. Klay⁶, J. Klein³⁴, S. Klein⁸⁰, C. Klein-Bösing¹⁴⁵, M. Kleiner⁶⁸, T. Klemenz¹⁰⁶, A. Kluge³⁴, A. G. Knospe¹²⁵, C. Kobdaj¹¹⁶, T. Kollegger¹⁰⁸, A. Kondratyev⁷⁵, N. Kondratyeva⁹⁴, E. Kondratyuk⁹², J. König⁶⁸, S. A. Königstorfer¹⁰⁶, P. J. Konopka³⁴, G. Kornakov¹⁴³, S. D. Koryciak², A. Kotliarov⁹⁶, O. Kovalenko⁸⁶, V. Kovalenko¹¹³, M. Kowalski¹¹⁸, I. Králik⁶⁴, A. Kravčáková³⁸, L. Kreis¹⁰⁸, M. Krivda^{64,111}, F. Krizek⁹⁶, K. Krizkova Gajdosova³⁷, M. Kroesen¹⁰⁵, M. Krüger⁶⁸, D. M. Krupova³⁷, E. Kryshen⁹⁹, M. Krzewicki³⁹, V. Kučera³⁴, C. Kuhn¹³⁸, P. G. Kuijjer⁹¹, T. Kumaoka¹³⁴, D. Kumar¹⁴², L. Kumar¹⁰¹, N. Kumar¹⁰¹, S. Kundu³⁴, P. Kurashvili⁸⁶, A. Kurepin⁶³, A. B. Kurepin⁶³, A. Kuryakin¹⁰⁹, S. Kushpil⁹⁶, J. Kvapii¹¹¹, M. J. Kweon⁶¹, J. Y. Kwon⁶¹, Y. Kwon¹⁴⁸, S. L. La Pointe³⁹, P. La Rocca²⁶, Y. S. Lai⁸⁰, A. Lakrathok¹¹⁶, M. Lamanna³⁴, R. Langoy¹³⁰, P. Larionov^{34,52}, E. Laudi³⁴, L. Lautner^{34,106}, R. Lavicka^{37,114}, T. Lazareva¹¹³, R. Lea^{58,141}, J. Lehrbach³⁹, R. C. Lemmon⁹⁵, I. León Monzón¹²⁰, M. M. Lesch¹⁰⁶, E. D. Lesser¹⁹, M. Lettrich^{34,106}, P. Lévai¹⁴⁶, X. Li¹¹, X. L. Li⁷, J. Lien¹³⁰, R. Lietava¹¹¹, B. Lim¹⁷, S. H. Lim¹⁷, V. Lindenstruth³⁹, A. Lindner⁴⁸, C. Lippmann¹⁰⁸, A. Liu¹⁹, D. H. Liu⁷, J. Liu¹²⁸, I. M. Lofnes²¹, V. Loginov⁹⁴, C. Loizides⁹⁷, P. Loncar³⁵, J. A. Lopez¹⁰⁵, X. Lopez¹³⁶, E. López Torres⁸, J. R. Luhder¹⁴⁵, M. Lunardon²⁷, G. Luparello⁶⁰, Y. G. Ma⁴⁰, A. Maevskaya⁶³, M. Mager³⁴, T. Mahmoud⁴³, A. Maire¹³⁸, M. Malaev⁹⁹, N. M. Malik¹⁰², Q. W. Malik²⁰, S. K. Malik¹⁰², L. Malinina^{75,c}, D. Mal'Kevich⁹³, D. Mallick⁸⁷, N. Mallick⁵⁰, G. Mandaglio^{32,56}, V. Manko⁸⁹, F. Manso¹³⁶, V. Manzari⁵³, Y. Mao⁷, G. V. Margagliotti²³, A. Margotti⁵⁴, A. Marin¹⁰⁸, C. Markert¹¹⁹, M. Marquard⁶⁸, N. A. Martin¹⁰⁵, P. Martinengo³⁴, J. L. Martinez¹²⁵, M. I. Martínez⁴⁵, G. Martínez García¹¹⁵, S. Masciocchi¹⁰⁸, M. Maserà²⁴, A. Masoni⁵⁵, L. Massacrier⁷⁸, A. Mastroserio^{53,140}, A. M. Mathis¹⁰⁶, O. Matonoha⁸¹, P. F. T. Matuoka¹²¹, A. Matyja¹¹⁸, C. Mayer¹¹⁸, A. L. Mazuecos³⁴, F. Mazzaschi²⁴, M. Mazzilli³⁴, J. E. Mdhuli¹³², A. F. Mechler⁶⁸, Y. Melikyan⁶³, A. Menchaca-Rocha⁷¹, E. Meninno^{29,114}, A. S. Menon¹²⁵, M. Meres¹³, S. Mhlanga^{72,124}, Y. Miake¹³⁴, L. Micheletti⁵⁹, L. C. Migliorin¹³⁷, D. L. Mihaylov¹⁰⁶, K. Mikhaylov^{75,93}, A. N. Mishra¹⁴⁶, D. Miśkowiec¹⁰⁸, A. Modak⁴, A. P. Mohanty⁶², B. Mohanty⁸⁷, M. Mohisin Khan^{16,d}, M. A. Molander⁴⁴, Z. Moravcova⁹⁰, C. Mordasini¹⁰⁶, D. A. Moreira De Godoy¹⁴⁵, I. Morozov⁶³, A. Morsch³⁴, T. Mrnjavac³⁴, V. Muccifora⁵², E. Mudnic³⁵, D. Mühlheim¹⁴⁵, S. Muhuri¹⁴², J. D. Mulligan⁸⁰, A. Mulliri²², M. G. Munhoz¹²¹, R. H. Munzer⁶⁸, H. Murakami¹³³, S. Murray¹²⁴, L. Musa³⁴, J. Musinsky⁶⁴, J. W. Myrcha¹⁴³, B. Naik¹³², R. Nair⁸⁶, B. K. Nandi⁴⁹, R. Nania⁵⁴, E. Nappi⁵³, A. F. Nassirpour⁸¹, A. Nath¹⁰⁵, C. Natrass¹³¹, A. Neagu²⁰, A. Negru¹³⁵, L. Nellen⁶⁹, S. V. Nesbo³⁶, G. Neskovic³⁹, D. Nesterov¹¹³, B. S. Nielsen⁹⁰, E. G. Nielsen⁹⁰, S. Nikolaev⁸⁹, S. Nikulin⁸⁹, V. Nikulin⁹⁹, F. Noferini⁵⁴, S. Noh¹², P. Nomokonov⁷⁵, J. Norman¹²⁸, N. Novitzky¹³⁴, P. Nowakowski¹⁴³, A. Nyanin⁸⁹, J. Nystrand²¹, M. Ogino⁸³, A. Ohlson⁸¹, V. A. Okorokov⁹⁴, J. Oleniacz¹⁴³, A. C. Oliveira Da Silva¹³¹, M. H. Oliver¹⁴⁷, A. Onnerstad¹²⁶, C. Oppedisano⁵⁹, A. Ortiz Velasquez⁶⁹, T. Osako⁴⁶, A. Oskarsson⁸¹, J. Otwinowski¹¹⁸, M. Oya⁴⁶, K. Oyama⁸³, Y. Pachmayer¹⁰⁵, S. Padhan⁴⁹, D. Pagano^{58,141}, G. Paic⁶⁹, A. Palasciano⁵³, S. Panebianco¹³⁹, J. Park⁶¹, J. E. Parkkila¹²⁶, S. P. Pathak¹²⁵, R. N. Patra^{34,102}, B. Paul²², H. Pei⁷, T. Peitzmann⁶², X. Peng⁷, L. G. Pereira⁷⁰, H. Pereira Da Costa¹³⁹, D. Peresunko^{82,89}, G. M. Perez⁸, S. Perrin¹³⁹, Y. Pestov⁵, V. Petráček³⁷, V. Petrov¹¹³, M. Petrovici⁴⁸, R. P. Pezzi^{70,115}, S. Piano⁶⁰, M. Pikna¹³, P. Pillot¹¹⁵, O. Pinazza^{34,54}, L. Pinsky¹²⁵, C. Pinto²⁶, S. Pisano⁵², M. Płoskoń⁸⁰, M. Planinic¹⁰⁰, F. Pliquett⁶⁸, M. G. Poghosyan⁹⁷, B. Polichtchouk⁹², S. Politano³⁰, N. Poljak¹⁰⁰, A. Pop⁴⁸, S. Porteboeuf-Houssais¹³⁶, J. Porter⁸⁰, V. Pozdniakov⁷⁵, S. K. Prasad⁴, R. Preghenella⁵⁴, F. Prino⁵⁹, C. A. Pruneau¹⁴⁴, I. Pshenichnov⁶³, M. Puccio³⁴, S. Qiu⁹¹, L. Quaglia²⁴, R. E. Quishpe¹²⁵, S. Ragoni¹¹¹, A. Rakotozafindrabe¹³⁹, L. Ramello³¹, F. Rami¹³⁸, S. A. R. Ramirez⁴⁵, T. A. Rancien⁷⁹, R. Raniwala¹⁰³, S. Raniwala¹⁰³, S. S. Räsänen⁴⁴, R. Rath⁵⁰, I. Ravasenga⁹¹, K. F. Read^{97,131}, A. R. Redelbach³⁹, K. Redlich^{86,e}, A. Rehman²¹, P. Reichelt⁶⁸, F. Reidt³⁴, H. A. Reme-ness³⁶, Z. Rescakova³⁸, K. Reygers¹⁰⁵, A. Riabov⁹⁹, V. Riabov⁹⁹, T. Richert⁸¹, M. Richter²⁰, W. Riegler³⁴, F. Riggi²⁶, C. Ristea⁶⁷, M. Rodríguez Cahuantzi⁴⁵, K. Røed²⁰, R. Rogalev⁹², E. Rogochaya⁷⁵, T. S. Rogoschinski⁶⁸, D. Rohr³⁴, D. Röhrich²¹, P. F. Rojas⁴⁵, S. Rojas Torres³⁷, P. S. Rokita¹⁴³, F. Ronchetti⁵², A. Rosano^{32,56}, E. D. Rosas⁶⁹, A. Rossi⁵⁷, A. Roy⁵⁰, P. Roy¹¹⁰, S. Roy⁴⁹, N. Rubini²⁵, O. V. Rueda⁸¹, D. Ruggiano¹⁴³, R. Rui²³, B. Rumyantsev⁷⁵, P. G. Russek², R. Russo⁹¹, A. Rustamov⁸⁸, E. Ryabinkin⁸⁹, Y. Ryabov⁹⁹, A. Rybicki¹¹⁸, H. Rytönen¹²⁶, W. Rzesza¹⁴³, O. A. M. Saarimaki⁴⁴, R. Sadek¹¹⁵, S. Sadovsky⁹², J. Saetre²¹, K. Šafařík³⁷, S. K. Saha¹⁴², S. Saha⁸⁷, B. Sahoo⁴⁹, P. Sahoo⁴⁹, R. Sahoo⁵⁰, S. Sahoo⁶⁵, D. Sahu⁵⁰, P. K. Sahu⁶⁵, J. Saini¹⁴², S. Sakai¹³⁴, M. P. Salvan¹⁰⁸, S. Sambyal¹⁰²,

T. B. Saramela¹²¹, D. Sarkar¹⁴⁴, N. Sarkar¹⁴², P. Sarma⁴², V. M. Sarti¹⁰⁶, M. H. P. Sas¹⁴⁷, J. Schambach⁹⁷, H. S. Scheid⁶⁸, C. Schiaua⁴⁸, R. Schicker¹⁰⁵, A. Schmah¹⁰⁵, C. Schmidt¹⁰⁸, H. R. Schmidt¹⁰⁴, M. O. Schmidt^{34,105}, M. Schmidt¹⁰⁴, N. V. Schmidt^{68,97}, A. R. Schmier¹³¹, R. Schotter¹³⁸, J. Schukraft³⁴, K. Schwarz¹⁰⁸, K. Schweda¹⁰⁸, G. Scioli²⁵, E. Scomparin⁵⁹, J. E. Seger¹⁵, Y. Sekiguchi¹³³, D. Sekihata¹³³, I. Selyuzhenkov^{94,108}, S. Senyukov¹³⁸, J. J. Seo⁶¹, D. Serebryakov⁶³, L. Šerkšnytė¹⁰⁶, A. Sevcenco⁶⁷, T. J. Shaba⁷², A. Shabanov⁶³, A. Shabetai¹¹⁵, R. Shahoyan³⁴, W. Shaikh¹¹⁰, A. Shangaraev⁹², A. Sharma¹⁰¹, D. Sharma⁴⁹, H. Sharma¹¹⁸, M. Sharma¹⁰², N. Sharma¹⁰¹, S. Sharma¹⁰², U. Sharma¹⁰², A. Shatat⁷⁸, O. Sheibani¹²⁵, K. Shigaki⁴⁶, M. Shimomura⁸⁴, S. Shirinkin⁹³, Q. Shou⁴⁰, Y. Sibiriak⁸⁹, S. Siddhanta⁵⁵, T. Siemiarz⁸⁶, T. F. Silva¹²¹, D. Silvermyr⁸¹, T. Simantathammakul¹¹⁶, G. Simonetti³⁴, B. Singh¹⁰⁶, R. Singh⁸⁷, R. Singh¹⁰², R. Singh⁵⁰, V. K. Singh¹⁴², V. Singhal¹⁴², T. Sinha¹¹⁰, B. Sitar¹³, M. Sitta³¹, T. B. Skaali²⁰, G. Skorodumovs¹⁰⁵, M. Słupecki⁴⁴, N. Smirnov¹⁴⁷, R. J. M. Snellings⁶², C. Soncco¹¹², J. Song¹²⁵, A. Songmoolnak¹¹⁶, F. Soramel²⁷, S. Sorensen¹³¹, I. Sputowska¹¹⁸, J. Stachel¹⁰⁵, I. Stan⁶⁷, P. J. Steffanic¹³¹, S. F. Stiefelmaier¹⁰⁵, D. Stocco¹¹⁵, I. Storehaug²⁰, M. M. Støretvedt³⁶, P. Stratmann¹⁴⁵, S. Strazzi²⁵, C. P. Stylianidis⁹¹, A. A. P. Suaide¹²¹, C. Suire⁷⁸, M. Sukhanov⁶³, M. Suljic³⁴, R. Sultanov⁹³, V. Sumberia¹⁰², S. Sumowidagdo⁵¹, S. Swain⁶⁵, A. Szabo¹³, I. Szarka¹³, U. Tabassam¹⁴, S. F. Taghavi¹⁰⁶, G. Taillepied^{108,136}, J. Takahashi¹²², G. J. Tambave²¹, S. Tang^{7,136}, Z. Tang¹²⁹, J. D. Tapia Takaki^{127,f}, N. Tapus¹³⁵, M. G. Tarzila⁴⁸, A. Tauro³⁴, G. Tejada Muñoz⁴⁵, A. Telesca³⁴, L. Terlizzi²⁴, C. Terrevoli¹²⁵, G. Tersimonov³, S. Thakur¹⁴², D. Thomas¹¹⁹, R. Tieulent¹³⁷, A. Tikhonov⁶³, A. R. Timmins¹²⁵, M. Tkacik¹¹⁷, A. Toia⁶⁸, N. Topilskaya⁶³, M. Toppi⁵², F. Torales-Acosta¹⁹, T. Tork⁷⁸, A. G. Torres Ramos³³, A. Trifiró^{32,56}, A. S. Triolo³², S. Tripathy^{54,69}, T. Tripathy⁴⁹, S. Trogolo^{27,34}, V. Trubnikov³, W. H. Trzaska¹²⁶, T. P. Trzcinski¹⁴³, A. Tumkin¹⁰⁹, R. Turrisi⁵⁷, T. S. Tveter²⁰, K. Ullaland²¹, A. Uras¹³⁷, M. Urioni^{58,141}, G. L. Usai²², M. Vala³⁸, N. Valle²⁸, S. Vallerio⁵⁹, L. V. R. van Doremalen⁶², M. van Leeuwen⁹¹, P. Vande Vyvre³⁴, D. Varga¹⁴⁶, Z. Varga¹⁴⁶, M. Varga-Kofarago¹⁴⁶, M. Vasileiou⁸⁵, A. Vasiliev⁸⁹, O. Vázquez Doce^{52,106}, V. Vechernin¹¹³, A. Velure²¹, E. Vercellin²⁴, S. Vergara Limón⁴⁵, L. Vermunt⁶², R. Vértesi¹⁴⁶, M. Verweij⁶², L. Vickovic³⁵, Z. Vilakazi¹³², O. Villalobos Baillie¹¹¹, G. Vino⁵³, A. Vinogradov⁸⁹, T. Virgili²⁹, V. Vislavicius⁹⁰, A. Vodopyanov⁷⁵, B. Volkel^{34,105}, M. A. Völkl¹⁰⁵, K. Voloshin⁹³, S. A. Voloshin¹⁴⁴, G. Volpe³³, B. von Haller³⁴, I. Vorobyev¹⁰⁶, N. Vozniuk⁶³, J. Vrláková³⁸, B. Wagner²¹, C. Wang⁴⁰, D. Wang⁴⁰, M. Weber¹¹⁴, R. J. G. V. Weelden⁹¹, A. Wegrzynek³⁴, S. C. Wenzel³⁴, J. P. Wessels¹⁴⁵, S. L. Weyhmiller¹⁴⁷, J. Wiechula⁶⁸, J. Wikne²⁰, G. Wilk⁸⁶, J. Wilkinson¹⁰⁸, G. A. Willems¹⁴⁵, B. Windelband¹⁰⁵, M. Winn¹³⁹, W. E. Witt¹³¹, J. R. Wright¹¹⁹, W. Wu⁴⁰, Y. Wu¹²⁹, R. Xu⁷, A. K. Yadav¹⁴², S. Yalcin⁷⁷, Y. Yamaguchi⁴⁶, K. Yamakawa⁴⁶, S. Yang²¹, S. Yano⁴⁶, Z. Yin⁷, I.-K. Yoo¹⁷, J. H. Yoon⁶¹, S. Yuan²¹, A. Yuncu¹⁰⁵, V. Zaccolo²³, C. Zampolli³⁴, H. J. C. Zanoli⁶², F. Zanone¹⁰⁵, N. Zardoshti³⁴, A. Zarochentsev¹¹³, P. Závada⁶⁶, N. Zaviyalov¹⁰⁹, M. Zhalov⁹⁹, B. Zhang⁷, S. Zhang⁴⁰, X. Zhang⁷, Y. Zhang¹²⁹, V. Zhrebchevskii¹¹³, Y. Zhi¹¹, N. Zhigareva⁹³, D. Zhou⁷, Y. Zhou⁹⁰, J. Zhu^{7,108}, Y. Zhu⁷, G. Zinovjev^{3,g}, N. Zurlo^{58,141}

¹ A.I. Alikhanyan National Science Laboratory (Yerevan Physics Institute) Foundation, Yerevan, Armenia

² AGH University of Science and Technology, Cracow, Poland

³ Bogolyubov Institute for Theoretical Physics, National Academy of Sciences of Ukraine, Kiev, Ukraine

⁴ Department of Physics and Centre for Astroparticle Physics and Space Science (CAPSS), Bose Institute, Kolkata, India

⁵ Budker Institute for Nuclear Physics, Novosibirsk, Russia

⁶ California Polytechnic State University, San Luis Obispo, CA, USA

⁷ Central China Normal University, Wuhan, China

⁸ Centro de Aplicaciones Tecnológicas y Desarrollo Nuclear (CEADEN), Havana, Cuba

⁹ Centro de Investigación y de Estudios Avanzados (CINVESTAV), Mexico City and Mérida, Mexico

¹⁰ Chicago State University, Chicago, IL, USA

¹¹ China Institute of Atomic Energy, Beijing, China

¹² Chungbuk National University, Cheongju, Republic of Korea

¹³ Faculty of Mathematics, Physics and Informatics, Comenius University Bratislava, Bratislava, Slovakia

¹⁴ COMSATS University Islamabad, Islamabad, Pakistan

¹⁵ Creighton University, Omaha, NE, USA

¹⁶ Department of Physics, Aligarh Muslim University, Aligarh, India

¹⁷ Department of Physics, Pusan National University, Pusan, Republic of Korea

¹⁸ Department of Physics, Sejong University, Seoul, Republic of Korea

¹⁹ Department of Physics, University of California, Berkeley, CA, USA

²⁰ Department of Physics, University of Oslo, Oslo, Norway

²¹ Department of Physics and Technology, University of Bergen, Bergen, Norway

- 22 Dipartimento di Fisica dell'Università and Sezione INFN, Cagliari, Italy
- 23 Dipartimento di Fisica dell'Università and Sezione INFN, Trieste, Italy
- 24 Dipartimento di Fisica dell'Università and Sezione INFN, Turin, Italy
- 25 Dipartimento di Fisica e Astronomia dell'Università and Sezione INFN, Bologna, Italy
- 26 Dipartimento di Fisica e Astronomia dell'Università and Sezione INFN, Catania, Italy
- 27 Dipartimento di Fisica e Astronomia dell'Università and Sezione INFN, Padua, Italy
- 28 Dipartimento di Fisica e Nucleare e Teorica, Università di Pavia, Pavia, Italy
- 29 Dipartimento di Fisica 'E.R. Caianiello' dell'Università and Gruppo Collegato INFN, Salerno, Italy
- 30 Dipartimento DISAT del Politecnico and Sezione INFN, Turin, Italy
- 31 Dipartimento di Scienze e Innovazione Tecnologica dell'Università del Piemonte Orientale and INFN Sezione di Torino, Alessandria, Italy
- 32 Dipartimento di Scienze MIFT, Università di Messina, Messina, Italy
- 33 Dipartimento Interateneo di Fisica 'M. Merlin' and Sezione INFN, Bari, Italy
- 34 European Organization for Nuclear Research (CERN), Geneva, Switzerland
- 35 Faculty of Electrical Engineering, Mechanical Engineering and Naval Architecture, University of Split, Split, Croatia
- 36 Faculty of Engineering and Science, Western Norway University of Applied Sciences, Bergen, Norway
- 37 Faculty of Nuclear Sciences and Physical Engineering, Czech Technical University in Prague, Prague, Czech Republic
- 38 Faculty of Science, P.J. Šafárik University, Kosice, Slovakia
- 39 Frankfurt Institute for Advanced Studies, Johann Wolfgang Goethe-Universität Frankfurt, Frankfurt, Germany
- 40 Fudan University, Shanghai, China
- 41 Gangneung-Wonju National University, Gangneung, Republic of Korea
- 42 Gauhati University, Department of Physics, Guwahati, India
- 43 Helmholtz-Institut für Strahlen- und Kernphysik, Rheinische Friedrich-Wilhelms-Universität Bonn, Bonn, Germany
- 44 Helsinki Institute of Physics (HIP), Helsinki, Finland
- 45 High Energy Physics Group, Universidad Autónoma de Puebla, Puebla, Mexico
- 46 Hiroshima University, Hiroshima, Japan
- 47 Hochschule Worms, Zentrum für Technologietransfer und Telekommunikation (ZTT), Worms, Germany
- 48 Horia Hulubei National Institute of Physics and Nuclear Engineering, Bucharest, Romania
- 49 Indian Institute of Technology Bombay (IIT), Mumbai, India
- 50 Indian Institute of Technology Indore, Indore, India
- 51 Indonesian Institute of Sciences, Jakarta, Indonesia
- 52 INFN, Laboratori Nazionali di Frascati, Frascati, Italy
- 53 INFN, Sezione di Bari, Bari, Italy
- 54 INFN, Sezione di Bologna, Bologna, Italy
- 55 INFN, Sezione di Cagliari, Cagliari, Italy
- 56 INFN, Sezione di Catania, Catania, Italy
- 57 INFN, Sezione di Padova, Padua, Italy
- 58 INFN, Sezione di Pavia, Pavia, Italy
- 59 INFN, Sezione di Torino, Turin, Italy
- 60 INFN, Sezione di Trieste, Trieste, Italy
- 61 Inha University, Incheon, Republic of Korea
- 62 Institute for Gravitational and Subatomic Physics (GRASP), Utrecht University/Nikhef, Utrecht, The Netherlands
- 63 Institute for Nuclear Research, Academy of Sciences, Moscow, Russia
- 64 Institute of Experimental Physics, Slovak Academy of Sciences, Kosice, Slovakia
- 65 Institute of Physics, Homi Bhabha National Institute, Bhubaneswar, India
- 66 Institute of Physics of the Czech Academy of Sciences, Prague, Czech Republic
- 67 Institute of Space Science (ISS), Bucharest, Romania
- 68 Institut für Kernphysik, Johann Wolfgang Goethe-Universität Frankfurt, Frankfurt, Germany
- 69 Instituto de Ciencias Nucleares, Universidad Nacional Autónoma de México, Mexico City, Mexico
- 70 Instituto de Física, Universidade Federal do Rio Grande do Sul (UFRGS), Porto Alegre, Brazil
- 71 Instituto de Física, Universidad Nacional Autónoma de México, Mexico City, Mexico
- 72 iThemba LABS, National Research Foundation, Somerset West, South Africa
- 73 Jeonbuk National University, Jeonju, Republic of Korea

- 74 Johann-Wolfgang-Goethe Universität Frankfurt Institut für Informatik, Fachbereich Informatik und Mathematik, Frankfurt, Germany
- 75 Joint Institute for Nuclear Research (JINR), Dubna, Russia
- 76 Korea Institute of Science and Technology Information, Daejeon, Republic of Korea
- 77 KTO Karatay University, Konya, Turkey
- 78 Laboratoire de Physique des 2 Infinis, Irène Joliot-Curie, Orsay, France
- 79 Laboratoire de Physique Subatomique et de Cosmologie, CNRS-IN2P3, Université Grenoble-Alpes, Grenoble, France
- 80 Lawrence Berkeley National Laboratory, Berkeley, CA, USA
- 81 Lund University Department of Physics, Division of Particle Physics, Lund, Sweden
- 82 Moscow Institute for Physics and Technology, Moscow, Russia
- 83 Nagasaki Institute of Applied Science, Nagasaki, Japan
- 84 Nara Women's University (NWU), Nara, Japan
- 85 Department of Physics, School of Science, National and Kapodistrian University of Athens, Athens, Greece
- 86 National Centre for Nuclear Research, Warsaw, Poland
- 87 National Institute of Science Education and Research, Homi Bhabha National Institute, Jatni, India
- 88 National Nuclear Research Center, Baku, Azerbaijan
- 89 National Research Centre Kurchatov Institute, Moscow, Russia
- 90 Niels Bohr Institute, University of Copenhagen, Copenhagen, Denmark
- 91 Nikhef, National institute for subatomic physics, Amsterdam, The Netherlands
- 92 NRC Kurchatov Institute IHEP, Protvino, Russia
- 93 NRC "Kurchatov" Institute-ITEP, Moscow, Russia
- 94 NRNU Moscow Engineering Physics Institute, Moscow, Russia
- 95 Nuclear Physics Group, STFC Daresbury Laboratory, Daresbury, UK
- 96 Nuclear Physics Institute of the Czech Academy of Sciences, Řež u Prahy, Czech Republic
- 97 Oak Ridge National Laboratory, Oak Ridge, Tennessee, USA
- 98 Ohio State University, Columbus, Ohio, USA
- 99 Petersburg Nuclear Physics Institute, Gatchina, Russia
- 100 Physics department, Faculty of science, University of Zagreb, Zagreb, Croatia
- 101 Physics Department, Panjab University, Chandigarh, India
- 102 Physics Department, University of Jammu, Jammu, India
- 103 Physics Department, University of Rajasthan, Jaipur, India
- 104 Physikalisches Institut, Eberhard-Karls-Universität Tübingen, Tübingen, Germany
- 105 Physikalisches Institut, Ruprecht-Karls-Universität Heidelberg, Heidelberg, Germany
- 106 Physik Department, Technische Universität München, Munich, Germany
- 107 Politecnico di Bari and Sezione INFN, Bari, Italy
- 108 Research Division and ExtreMe Matter Institute EMMI, GSI Helmholtzzentrum für Schwerionenforschung GmbH, Darmstadt, Germany
- 109 Russian Federal Nuclear Center (VNIIEF), Sarov, Russia
- 110 Saha Institute of Nuclear Physics, Homi Bhabha National Institute, Kolkata, India
- 111 School of Physics and Astronomy, University of Birmingham, Birmingham, UK
- 112 Sección Física, Departamento de Ciencias, Pontificia Universidad Católica del Perú, Lima, Peru
- 113 St. Petersburg State University, St. Petersburg, Russia
- 114 Stefan Meyer Institut für Subatomare Physik (SMI), Vienna, Austria
- 115 SUBATECH, IMT Atlantique, CNRS-IN2P3, Université de Nantes, Nantes, France
- 116 Suranaree University of Technology, Nakhon Ratchasima, Thailand
- 117 Technical University of Košice, Kosice, Slovakia
- 118 The Henryk Niewodniczanski Institute of Nuclear Physics, Polish Academy of Sciences, Cracow, Poland
- 119 The University of Texas at Austin, Austin, TX, USA
- 120 Universidad Autónoma de Sinaloa, Culiacán, Mexico
- 121 Universidade de São Paulo (USP), São Paulo, Brazil
- 122 Universidade Estadual de Campinas (UNICAMP), Campinas, Brazil
- 123 Universidade Federal do ABC, Santo Andre, Brazil
- 124 University of Cape Town, Cape Town, South Africa

- ¹²⁵ University of Houston, Houston, TX, USA
¹²⁶ University of Jyväskylä, Jyväskylä, Finland
¹²⁷ University of Kansas, Lawrence, KS, USA
¹²⁸ University of Liverpool, Liverpool, UK
¹²⁹ University of Science and Technology of China, Hefei, China
¹³⁰ University of South-Eastern Norway, Tonsberg, Norway
¹³¹ University of Tennessee, Knoxville, TN, USA
¹³² University of the Witwatersrand, Johannesburg, South Africa
¹³³ University of Tokyo, Tokyo, Japan
¹³⁴ University of Tsukuba, Tsukuba, Japan
¹³⁵ University Politehnica of Bucharest, Bucharest, Romania
¹³⁶ CNRS/IN2P3, LPC, Université Clermont Auvergne, Clermont-Ferrand, France
¹³⁷ CNRS/IN2P3, Institut de Physique des 2 Infinis de Lyon, Université de Lyon, Lyon, France
¹³⁸ CNRS, IPHC UMR 7178, Université de Strasbourg, 67000 Strasbourg, France
¹³⁹ Département de Physique Nucléaire (DPhN), IRFU, Université Paris-Saclay Centre d'Etudes de Saclay (CEA), Saclay, France
¹⁴⁰ Università degli Studi di Foggia, Foggia, Italy
¹⁴¹ Università di Brescia, Brescia, Italy
¹⁴² Variable Energy Cyclotron Centre, Homi Bhabha National Institute, Kolkata, India
¹⁴³ Warsaw University of Technology, Warsaw, Poland
¹⁴⁴ Wayne State University, Detroit, MI, USA
¹⁴⁵ Westfälische Wilhelms-Universität Münster, Institut für Kernphysik, Münster, Germany
¹⁴⁶ Wigner Research Centre for Physics, Budapest, Hungary
¹⁴⁷ Yale University, New Haven, CT, USA
¹⁴⁸ Yonsei University, Seoul, Republic of Korea

^a Also at: Italian National Agency for New Technologies, Energy and Sustainable Economic Development (ENEA), Bologna, Italy

^b Also at: Dipartimento DET del Politecnico di Torino, Turin, Italy

^c Also at: D.V. Skobeltsyn Institute of Nuclear Physics, M.V. Lomonosov Moscow State University, Moscow, Russia

^d Also at: Department of Applied Physics, Aligarh Muslim University, Aligarh, India

^e Also at: Institute of Theoretical Physics, University of Wrocław, Wrocław, Poland

^f Also at: University of Kansas, Lawrence, KS, USA

* Deceased