



The Compact Muon Solenoid Experiment
Conference Report

Mailing address: CMS CERN, CH-1211 GENEVA 23, Switzerland



04 October 2019 (v5, 06 August 2021)

Electroweak and QCD aspects in V +jets in CMS

Stephane Brunet Cooperstein for the CMS Collaboration

Abstract

The study of the associated production of vector bosons and jets constitutes an excellent testbench to check numerous QCD predictions. Total and differential cross sections of vector bosons produced in association with jets have been studied in pp collisions at 7, 8 and 13 TeV center-of-mass energies. Differential distributions as function of a broad range of kinematical observables are measured and compared with theoretical predictions. Final states with a vector boson and jets can be also used to study electroweak initiated processes, such as the vector boson fusion production of a Z or W boson that are accompanied by a pair of energetic jets with large invariant mass.

Presented at *EPS-HEP2019 European Physical Society Conference on High Energy Physics*,
Published in *Proceedings of Science*, <https://doi.org/10.22323/1.364.0670>

Electroweak and QCD aspects in V+jets in CMS

Stephane Cooperstein, on behalf of the CMS Collaboration*

University of California San Diego

E-mail: stephane.b.cooperstein@cern.ch

The study of the associated production of vector bosons and jets constitutes an excellent test-bench to check numerous QCD predictions. The most recent measurements of total and differential cross sections of vector bosons produced in association with jets are presented. Differential distributions as function of a broad range of kinematical observables are measured and compared with theoretical predictions. Final states with a vector boson and jets can be also used to study electroweak-initiated processes, such as the vector boson fusion production of a Z or W boson that are accompanied by a pair of energetic jets with large invariant mass. The study of these processes enables quantitative assessment of the reliability of the generator predictions for vector boson fusion topologies as well as stringent constraints on anomalous triple gauge coupling effective field theory parameters.

*European Physical Society Conference on High Energy Physics - EPS-HEP2019 -
10-17 July, 2019
Ghent, Belgium*

*Speaker.

An iterative d'Agostini unfolding is performed for the jet kinematic observables in order to compare the generator-level predictions with 2.2 fb^{-1} of $\sqrt{s} = 13 \text{ TeV}$ data. Figure 2 shows the leading jet p_T and the jet H_T distributions for events with at least three jets. The data are compared with the leading order (up to four jets) and next-to-leading order (up to two jets) MADGRAPH5 amc@NLO predictions as well as a fixed order calculation at next-to-next-to-leading order (NNLO) with one jet. Good agreement is observed between the predictions and data, although the leading order (LO) prediction slightly underestimates the data for the low- p_T observables [2].

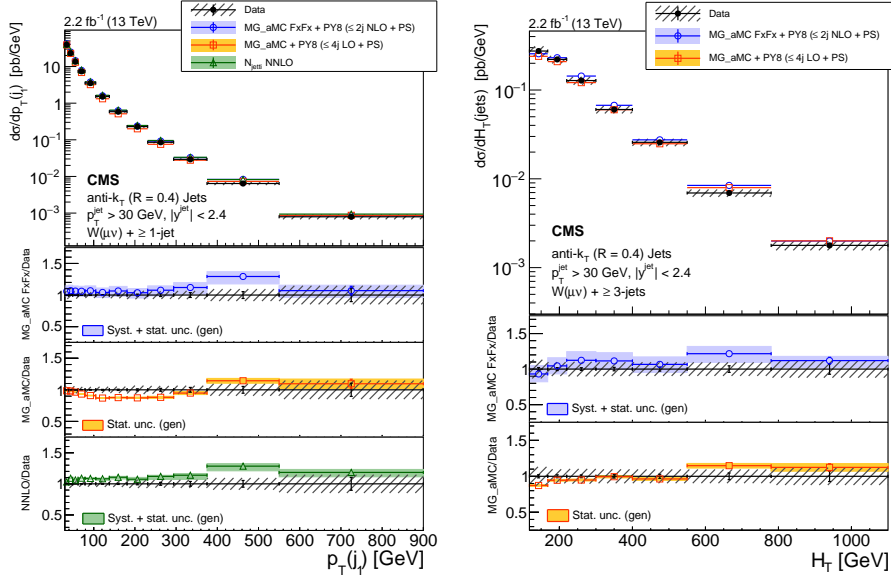


Figure 2: Unfolded leading jet p_T (left) and jet H_T for W +jets events with at least three jets (right) [2].

3. Z +jets at 13 TeV

A high-purity Z +jets sample is obtained by selecting events with two opposite-sign electrons or muons with $p_T > 20 \text{ GeV}$, $|\eta| < 2.4$, and dilepton invariant mass within 20 GeV of the Z boson mass. Events are then categorized based on the jet multiplicity, where the jets considered have $p_T > 30 \text{ GeV}$ and $|\eta| < 2.4$. An iterative d'Agostini unfolding is performed, with the $Z \rightarrow \tau\tau$ contribution subtracted, to compare generator predictions with 2.2 fb^{-1} of $\sqrt{s} = 13 \text{ TeV}$ data [3]. Figure 3 shows the event p_T balance (left) and Z boson p_T (right) distributions for events with at least one jet. The data are compared with the LO (up to four jets) and next-to-leading order (up to two jets) MADGRAPH5 amc@NLO predictions as well as a fixed order calculation at NNLO with one jet and a calculation with GENEVA at NNLO with next-to-next-to-leading log (NNLL) resummation. The NLO predictions agree well with the data, whereas significant discrepancies are observed between the data and the LO predictions for the jet kinematic observables. The event p_T balance, sensitive to additional hadronic activity, is not well described by the NNLO + NNLL prediction.

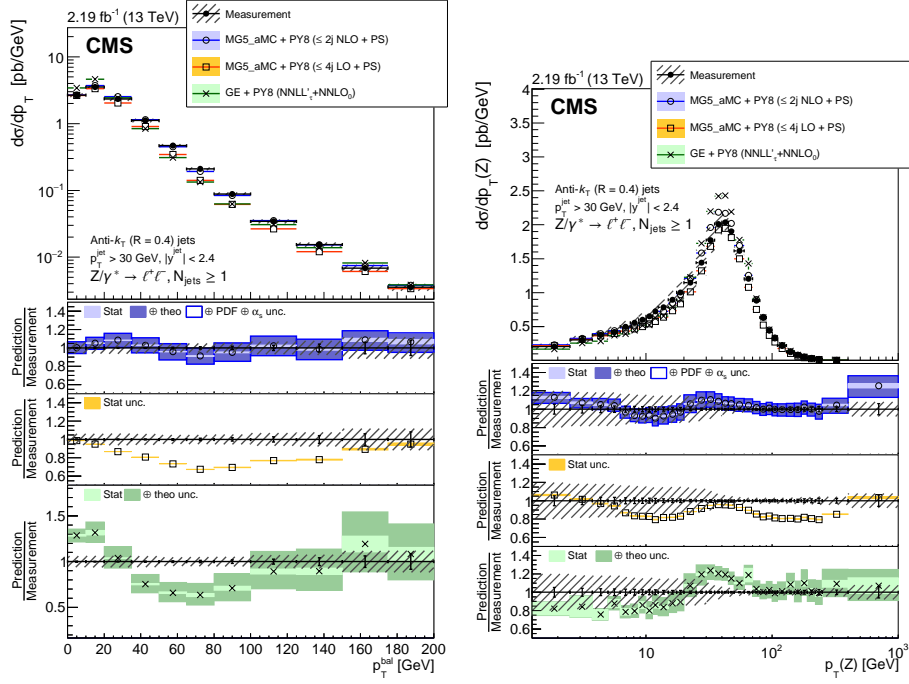


Figure 3: Unfolded event p_T balance (left) and Z boson p_T (right) distributions compared to data, for Z+jet events with at least one jet [3].

4. Electroweak Z_{jj}

Electroweak-initiated Z+jets (EW Z_{jj}) events provide an excellent probe of VBF topologies. The EW Z_{jj} process is furthermore an important background in the measurement of VBF Higgs boson production. The EW Z_{jj} signal is defined as the $\ell\ell jj$ final state with $m_{jj} > 120$ GeV, $p_{T,j} > 25$ GeV, and $m(\ell\ell) > 50$ GeV. The dominant background is from Drell-Yan, with additional small contamination from top and diboson events as well as interference between the EW Z_{jj} signal and the QCD-initiated Z+jets background.

A boosted decision tree (BDT) is trained to separate the EW Z_{jj} signal from the Drell-Yan background. The primary discriminating BDT input observable is the m_{jj} , with the relative EW Z_{jj} fraction steadily increasing with increasing m_{jj} . Figure 4 shows the distribution of the BDT score for the selected dielectron (left) and dimuon (right) events. A binned maximum-likelihood fit is performed on the BDT score to extract the EW Z_{jj} signal, resulting in a measured cross section of

$$\sigma(\text{EW } \ell\ell jj) = 552 \pm 0.19(\text{stat.}) \pm 55(\text{syst.})\text{fb}, \quad (4.1)$$

in good agreement with the leading order SM prediction [4]. The measurement is dominated by systematic uncertainties, with the largest contribution from the experimental uncertainty on the jet energy scale.

For the electroweak-initiated signal, a suppression of hadronic activity is expected in the rapidity gap between the two quark jets. A tight selection on the BDT score is applied in order to obtain a region with similar yields in signal and background. In this highly VBF-enriched region,

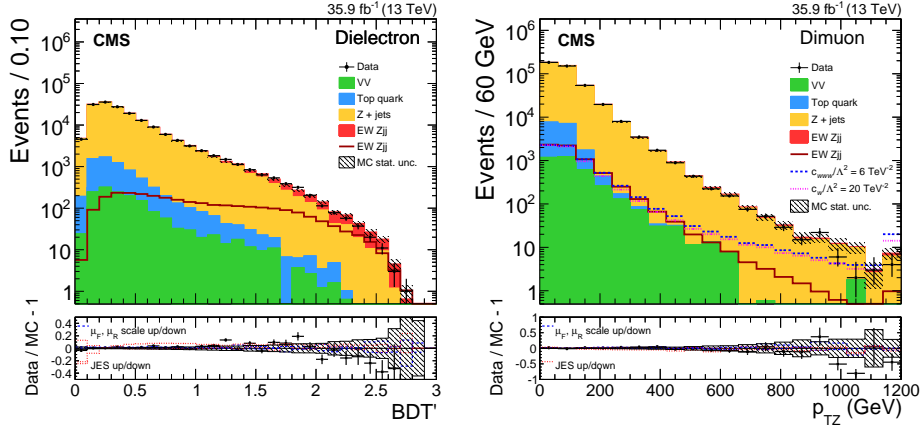


Figure 4: EW Z_{jj} BDT score for dielectron (left) and dimuon (right) selected events [4].

additional physical observables probing the hadronic activity in the jet rapidity gap are considered. The comparison of these distributions in data with the prediction from simulation probes directly the parton shower modeling. For this study, rapidity gap "soft activity" track-only observables are included that allow probing of very low in p_T without large pileup jet contamination.

Figure 5 shows the total H_T of track-only soft activity jets in the rapidity gap in the selected region with BDT score greater than 0.92. The data are compared to the leading order signal prediction plus PYTHIA8 (left) and HERWIG++ (right) parton shower. Figure 6 shows the efficiency of an event veto on hadronic activity in the rapidity gap as a function of the leading jet p_T (left) and the track-only jet H_T (right). The data are compared with the background-only prediction as well as the background plus signal prediction, where the leading order signal is interfaced with either PYTHIA or HERWIG parton shower. The data at low gap activity values tend to prefer the prediction from the HERWIG.

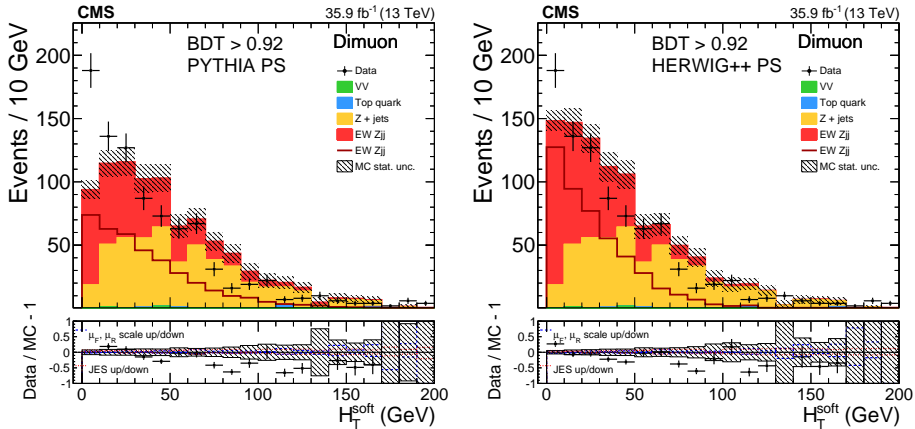


Figure 5: Total H_T of track-only soft activity jets in the rapidity gap between the two quarks jets for EW Z_{jj} -enriched events with BDT score greater than 0.92, with the signal prediction at leading order plus PYTHIA8 (left) and HERWIG++ (right) parton shower [5].

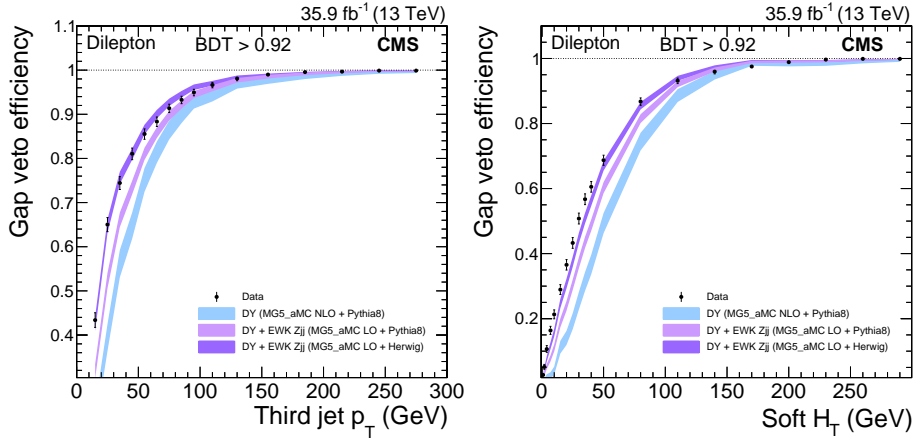


Figure 6: Gap activity veto efficiency as a function of the leading jet p_T (left) and the track-only jet H_T (right) in a high-purity EW Z_{jj} data sample [4].

5. Electroweak W_{jj}

The measurement of the EW W_{jj} process is more experimentally challenging than EW Z_{jj} due to the missing energy from the neutrino from the W boson decay and significant background contributions from QCD multijet and top events in addition to $W+jets$. The selected region is very similar to the EW Z_{jj} measurement, plus additional selections to reduce the QCD multijet and top backgrounds. Despite the additional challenges in measuring the EW W_{jj} , the relatively large cross section of this process allows probing of VBF topologies with an order of magnitude greater statistics in data than for the EW Z_{jj} .

The EW W_{jj} signal is extracted via a binned maximum-likelihood fit on the output of a BDT trained to discriminate the EW W_{jj} signal from the $W+jets$ background. Figure 7 shows the BDT score after the fit in the muon (left) and electron (right) channels. The measured EW W_{jj} cross section is

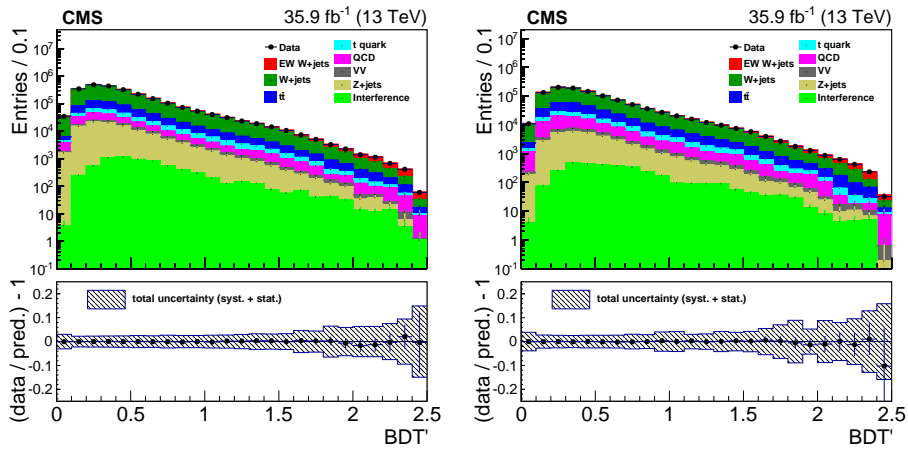


Figure 7: EW W_{jj} BDT score for the muon (left) and electron (right) channel selected events [5].

$$\sigma(\text{EW } \ell\ell jj) = 6.23 \pm 0.12(\text{stat.}) \pm 0.61(\text{syst.})\text{pb}, \quad (5.1)$$

in good agreement with the leading order SM prediction [5]. The rapidity gap activity veto efficiency is studied in a highly VBF-enriched region with BDT score greater than 0.95 in order to quantitatively assess the reliability of the parton shower modeling in VBF topologies. Figure 8 shows the gap activity veto efficiency as a function of the leading jet p_T (left) and the leading track-only jet p_T (right). The result is well compatible with the equivalent study of the EW Zjj -enriched region described in the previous section, with the data preferring the HERWIG++ parton shower prediction over PYTHIA8 at low gap activity. The high statistics in data of the EW Wjj sample allows for fine probing of gap activity down to several GeV. At these very low gap activity thresholds, the data is observed to be even softer than the HERWIG prediction.

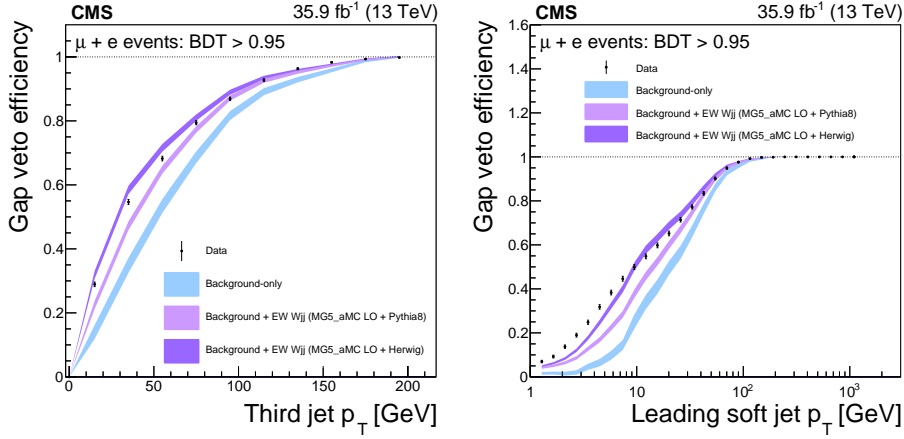


Figure 8: Gap activity veto efficiency as a function of the leading jet p_T (left) and the leading track-only jet p_T (right) in a high-purity EW Wjj data sample [5].

6. Anomalous triple gauge couplings

Deviations from the SM can be parametrized in terms of an effective field theory (EFT) framework in which beyond the SM interactions at a large energy scale Λ would manifest as small deviations of the coefficients of SM operators at LHC collision energies. The EW Zjj and EW Wjj processes give direct access to the WWZ and $WW\gamma$ vertices. Measuring the high-energy tails of kinematic distributions for these processes therefore enables strong constraints on anomalous triple gauge coupling (ATGC) EFT parameters.

A simultaneous binned maximum-likelihood fit is performed on the $p_T(Z)$ in the EW Zjj region and the lepton p_T for EW Wjj events. The sensitivity to ATGC parameters has been improved by 20-25% in the EW Wjj analysis by including an optimized selection on the BDT score. Figure 9 shows the fitted distributions, while Table 1 summarizes the observed constraints on the ATGC EFT parameters.

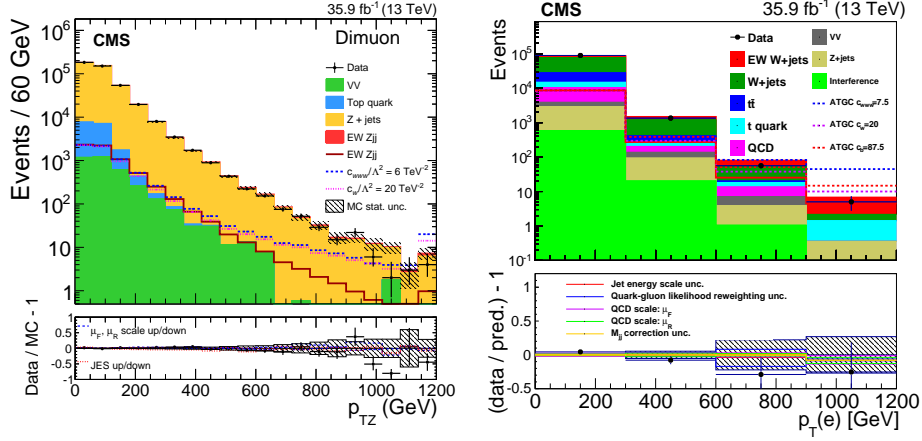


Figure 9: $p_T(Z)$ for EW Zjj (left) and p_T for EW Wjj selected events (right) [4, 5].

Table 1: One-dimensional limits on the ATGC EFT parameters at 95% CL from the combination of EW Wjj and EW Zjj analyses [5].

Coupling constant	Expected 95% CL interval (TeV^{-2})	Observed 95% CL interval (TeV^{-2})
c_{WWW}/Λ^2	$[-2.3, 2.4]$	$[-1.8, 2.0]$
c_W/Λ^2	$[-11, 14]$	$[-5.8, 10.0]$
c_B/Λ^2	$[-61, 61]$	$[-43, 45]$

7. Conclusion

The study of $V+jets$, one of the primary processes in LHC collisions, provides a stringent test of QCD predictions and is essential to understand with precision for a large variety of measurements and searches. Both the $W+jets$ and $Z+jets$ processes have been measured by CMS with 2.3 fb^{-1} of $\sqrt{s} = 13 \text{ TeV}$ data, with extensive comparisons of unfolded data with the prediction from multiple generators at LO and NLO, as well as NNLO fixed order calculations. CMS has also performed dedicated measurements of the electroweak-initiated Zjj and Wjj processes with 35.9 fb^{-1} of $\sqrt{s} = 13 \text{ TeV}$ data. These measurements allow for a quantitative assessment of the reliability of generator predictions for VBF topologies and enable stringent constraints on anomalous triple gauge coupling EFT parameters.

References

- [1] CMS Collaboration, *JINST* **3**, S08004 (2008).
- [2] CMS Collaboration, *Phys. Rev. D* **96**, 072005 (2017).
- [3] CMS Collaboration, *Eur. Phys. J. C* **78**, 965 (2018).
- [4] CMS Collaboration, *Eur. Phys. J. C* **78**, 589 (2018).
- [5] CMS Collaboration, Submitted to *Eur. Phys. J. C* (2019): arXiv:1903.04040.