

Transverse spin asymmetries for inclusive ρ^0 production in SIDIS at COMPASS

Albi Kerbizi^{1*} for the COMPASS Collaboration

¹ Trieste Section of INFN, University of Trieste, Dept. of Physics, 34127 Trieste, Italy

* albi.kerbizi@ts.infn.it



*Proceedings for the XXVIII International Workshop
on Deep-Inelastic Scattering and Related Subjects,
Stony Brook University, New York, USA, 12-16 April 2021*
doi:[10.21468/SciPostPhysProc.8](https://doi.org/10.21468/SciPostPhysProc.8)

Abstract

The production of vector mesons in SIDIS is a particularly interesting channel to study the polarized fragmentation and related phenomena. Preliminary COMPASS results for the first measurement of inclusive ρ^0 Collins and Sivers transverse-spin asymmetries are presented here for the first time. The analysis is based on the data-set collected by COMPASS in 2010 using a 160 GeV/c μ^+ beam and a transversely polarized NH_3 target. The asymmetries are extracted as function of Bjorken- x , of the total transverse momentum of the oppositely charged hadron pair and of the fraction of available energy z carried by the pair. Indications for positive Collins and Sivers asymmetries are obtained as expected from models.



Copyright A. Kerbizi *et al.*

This work is licensed under the Creative Commons

[Attribution 4.0 International License](https://creativecommons.org/licenses/by/4.0/).

Published by the SciPost Foundation.

Received 21-07-2021

Accepted 06-05-2022

Published 14-07-2022

doi:[10.21468/SciPostPhysProc.8.146](https://doi.org/10.21468/SciPostPhysProc.8.146)



Check for
updates

1 Introduction

Transverse spin asymmetries (TSAs) in Semi-Inclusive Deep Inelastic Scattering (SIDIS) like the Collins, dihadron and Sivers asymmetries are being measured since 2005. TSAs have been measured in SIDIS off proton, deuteron or neutron targets for unidentified charged hadrons or for identified pions, kaons and protons by the HERMES [1], COMPASS [2, 3] and JLab [4] collaborations. Valuable information on the nucleon structure encoded in parton distribution functions (PDFs) and on the fragmentation process encoded in fragmentation functions (FFs) have been extracted from such asymmetries. The most remarkable results concern the extraction of the transversity and the Sivers PDFs that turned out to be different from zero. Similar results for the transversity function have been obtained from the measurement of the dihadron asymmetries [3, 5].

An other interesting and unexplored class of TSAs are those related to the inclusive production of vector mesons which probe a new and unknown class of FFs [6]. For instance, models suggest that the Collins effect for the production of ρ mesons is opposite and smaller

by a factor of three with respect to that of positive pions [7, 8]. The measurement of TSAs for vector mesons is challenging due to the lower statistics than pseudoscalar mesons and the high combinatorial background. Although their knowledge is crucial to shed light on the spin-dependence of the fragmentation process, they had never been measured. In this article we present preliminary results of the first ever measurement of the Collins and Sivers asymmetries for inclusive production of ρ^0 in SIDIS off transversely polarized protons performed recently by the COMPASS Collaboration.

The data sample used for this analysis is introduced in Sec. 2. The procedure followed for the extraction of TSAs is explained in Sec. 3 and the final ρ^0 TSAs are presented in Sec. 4. The conclusions are given in Sec. 5.

2 The data sample

We have analyzed the full SIDIS data sample collected in 2010 by scattering a μ^+ beam with 160 GeV/c momentum off a transversely polarized NH_3 target, already used for many published results [2,3]. We require the virtuality of the exchanged photon to be $Q^2 > 1.0(\text{GeV}/c)^2$ and the invariant mass of the final hadronic system $W > 5 \text{ GeV}/c^2$. Also the Bjorken x variable is taken $0.003 < x < 0.7$ and the fraction of the photon energy carried by the scattered muon $0.1 < y < 0.9$. On the hadron side, for each hadron the fractional energy is required to be larger than 0.1 and the transverse momentum with respect to the exchanged photon direction larger than 0.1 GeV/c.

Then, all the pairs $h_1 h_2 = h^+ h^-, h^+ h^+, h^- h^-$ in the same event have been selected as follows. The cut on missing energy $E_{\text{miss}} > 3.0 \text{ GeV}$ has been applied to reject the exclusive $h^+ h^-$ pairs. The missing energy is defined to be $E_{\text{miss}} = (M_X^2 - M_p^2)/2M_p$, where $M_X^2 = (q + P_p - P)^2$ with q , P_p and P the four-momenta respectively of the exchanged photon, of the target proton and of the hadron pair, and M_p is the proton mass. The fractional energy of the pair $z = z_1 + z_2$ is required to be larger than 0.3, in order to enhance the fraction of ρ^0 mesons. The additional cuts $z < 0.95$, $0.1 \text{ GeV}/c < P_T < 4.0 \text{ GeV}/c$ with $\vec{P}_T = \vec{P}_{1T} + \vec{P}_{2T}$ being the transverse momentum of the pair, and $0.35 \text{ GeV}/c^2 < M_{hh} < 3.0 \text{ GeV}/c^2$ have been applied.

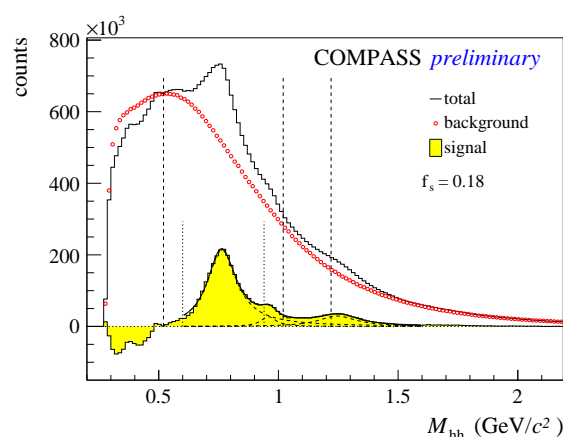


Figure 1: Total invariant mass distribution of $h^+ h^-$ pairs (continuous empty histogram), estimated background from the $h^+ h^+$ and $h^- h^-$ pairs (points) and the signal distribution (filled histogram).

The final invariant mass distribution of $h^+ h^-$ pairs is shown by the continuous empty histogram in Fig. 1. The $\rho^0(770)$ peak is clearly visible as well as the structures corresponding to the $f_0(980)$ and $f_2(1240)$ mesons. As it can be seen the combinatorial background under the

$\rho^0(770)$ peak is large. The points show the normalized invariant mass distribution of h^+h^+ and h^-h^- pairs, that we take as background distribution. This recipe gives a good estimation of the background in the signal region, although the agreement is not good at low invariant mass. Also, the systematic uncertainty in the background estimation has been included in the systematic uncertainty of the final ρ^0 asymmetries. The filled histogram shows the background subtracted yield of h^+h^- pairs.

3 Procedure for the extraction of TSAs

We divided the invariant mass range in four regions, defined as region *I* for $M_{hh} \in [0.35, 0.52]$ GeV/ c^2 , region *II* for $M_{hh} \in [0.60, 0.94]$ GeV/ c^2 , region *III* for $M_{hh} \in [1.02, 1.22]$ GeV/ c^2 and region *IV* for $M_{hh} \in [1.22, 3.0]$ GeV/ c^2 , as shown by the vertical lines in Fig. 1. The region *II* is the " ρ^0 region" which contains the ρ^0 peak, whereas regions *I* and *III* are the "side band" regions given by the combinatorial background.

The strategy applied for the extraction of the ρ^0 TSAs consists in the following steps:

- a. Evaluate the ρ^0 fraction f_s in the ρ^0 region.
- b. Measure the transverse spin asymmetry $a_{UT}^{\sin(\phi_X)}$ of the h^+h^- pairs in the ρ^0 region.
- c. Measure the background transverse spin asymmetry $A_{UT,bg}^{\sin(\phi_X)}$ from the side band regions.
- d. Subtract the background transverse spin asymmetry to obtain the final asymmetry by using

$$A_{UT}^{\sin(\phi_X)} = \left[a_{UT}^{\sin(\phi_X)} - (1 - f_s)A_{UT,bg}^{\sin(\phi_X)} \right] \times f_s^{-1}. \quad (1)$$

The azimuthal angle ϕ_X indicates either the Collins angle $\phi_{Coll} = \phi_{hh} + \phi_S - \pi$ or the Sivers angle $\phi_{Siv} = \phi_{hh} - \phi_S$. The angle ϕ_{hh} is the azimuthal angle of the transverse momentum \vec{P}_T of the h^+h^- pair whereas ϕ_S is the azimuthal angle of the target transverse polarization. Both angles are defined in the so called GNS frame where the exchanged photon and the target nucleon are collinear with respect to each other and the $\hat{x} - \hat{z}$ plane is the lepton scattering plane. The \hat{z} axis is taken along the exchanged photon momentum and the \hat{x} axis along the transverse momentum of the scattered muon.

The transverse spin asymmetries have been extracted in six bins of x , z and P_T by using standard COMPASS methods [9].

To measure the fraction of ρ^0 mesons in the invariant mass region *II*, the background distribution, shown by the points in Fig. 1, is subtracted from the total h^+h^- distribution. The resulting signal distribution is shown by the filled histogram in Fig. 1 where the peaks corresponding to $\rho^0(770)$, $f_0(980)$ and $f_2(1270)$ mesons are clearly visible. A fit of the signal

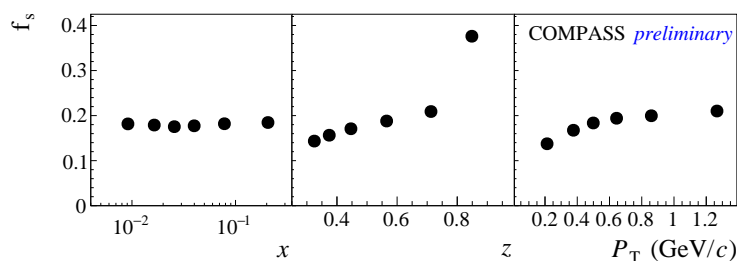


Figure 2: The ρ^0 signal fraction as function of x (left plot), z (middle plot) and P_T (right plot).

distribution with the sum of three Breit-Wigner functions shown in the figure demonstrates that the subtraction procedure is clean. Finally, the fraction f_s of ρ^0 mesons in region *II* is calculated dividing the ρ^0 counts by the total h^+h^- pairs in the same region.

This procedure has been applied to all x , z and P_T bins and the values of f_s are shown in Fig. 2. We find f_s to be almost constant and about 0.18 as function of x and it increases with P_T and z . In particular the high value (about 0.38) in the last z bin can be understood in terms of the string fragmentation model [10].

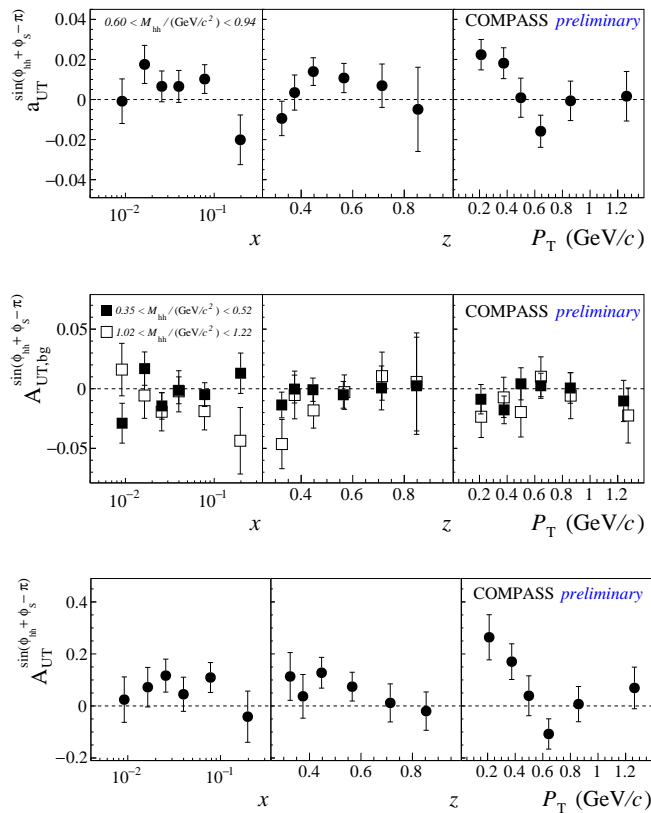


Figure 3: Upper panel: Collins asymmetry in region *II* as function of x (left plot), z (middle plot) and P_T (right plot). Middle panel: corresponding asymmetries in region *I* (full points) and *II* (open points). Lower panel: final Collins asymmetry for ρ^0 mesons. The errorbars show the statistic uncertainties only. The systematic uncertainties for the ρ^0 asymmetry have been estimated to be $\sigma_{sys} = 0.3\sigma_{stat}$.

4 TSAs for ρ^0 mesons

The Collins asymmetry $a_{UT}^{\sin(\phi_{hh} + \phi_s - \pi)}$ in the ρ^0 region is shown in the upper panel of Fig. 3 as function of x , z and P_T . In spite of the large statistical uncertainties, the asymmetry is positive and in particular at low P_T and for intermediate z values. The corresponding asymmetries in the side band regions *I* and *III* are shown in the middle panel of the same figure. They are similar and compatible with zero.

The final Collins asymmetry $A_{UT}^{\sin(\phi_{hh} + \phi_s - \pi)}$ for ρ^0 mesons is shown in the lower panel of Fig. 3. The uncertainties are statistical only. It has been obtained using in each bin the background

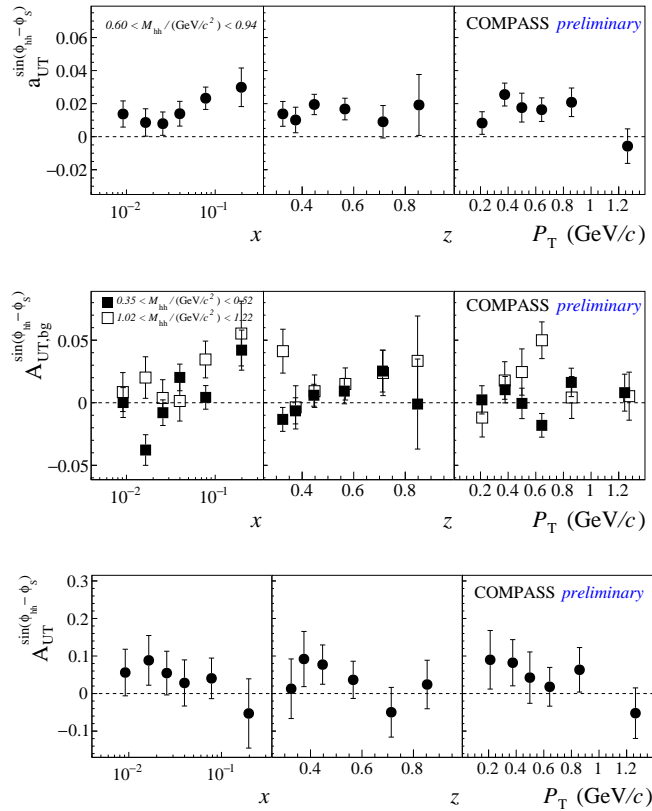


Figure 4: Upper panel: Siivers asymmetry in region *II* as function of x (left plot), z (middle plot) and P_T (right plot). Middle panel: corresponding asymmetries in region *I* (full points) and *II* (open points). Lower panel: final Siivers asymmetry for ρ^0 mesons. Statistic uncertainties only. Systematic uncertainties for the ρ^0 asymmetry have been estimated to be $\sigma_{sys} = 0.3\sigma_{stat}$.

asymmetry $A_{UT,bg}^{\sin(\phi_{hh} + \phi_s - \pi)}$ according to Eq. (1). The background asymmetry is calculated as the arithmetic average of the asymmetries in regions *I* and *III*. In spite of the large uncertainties, the ρ^0 Collins asymmetry is positive in all kinematic bins and a clear effect can be seen for $P_T < 0.5$ GeV/c. This is consistent with the expectations from polarized quark fragmentation models [7, 8].

The Siivers asymmetries are shown in Fig. 4. The uncertainties are again statistical only. The asymmetry $a_{UT}^{\sin(\phi_{hh} - \phi_s)}$ in the ρ^0 region is large and positive but also the background asymmetry in the side band regions is large, as can be seen from Fig. 4. The final Siivers asymmetry for ρ^0 mesons $A_{UT}^{\sin(\phi_{hh} - \phi_s)}$ is shown in the bottom panel in Fig. 4. Also in this case we find a hint for a positive asymmetry, as can be expected from considerations based on the parton model and the measurements of the Siivers asymmetries for unpolarized hadrons [1, 2], compatible with the side bands asymmetries.

5 Conclusion

The COMPASS Collaboration has performed the first measurement of the Collins and Siivers transverse spin asymmetries for ρ^0 mesons inclusively produced in SIDIS off transversely polarized protons. In spite of the low statistics, an indication for a positive Collins asymmetry is found, as expected from models of the polarized fragmentation process. The result provides

relevant information for the tuning of the free parameters of models. Also an indication for a positive Sivers asymmetry is found, in agreement with the parton model. Most important, this work shows the feasibility of the measurement of TSAs for inclusive vector meson production which could be done with much higher precision at future facilities.

References

- [1] A. Airapetian et al., *Single-Spin Asymmetries in Semi-Inclusive Deep-Inelastic Scattering on a Transversely Polarized Hydrogen Target*, Phys. Rev. Lett. **94**, 012002 (2005), doi:[10.1103/PhysRevLett.94.012002](https://doi.org/10.1103/PhysRevLett.94.012002).
- [2] C. Adolph et al., *Collins and Sivers asymmetries in muonproduction of pions and kaons off transversely polarised protons*, Phys. Lett. B **744**, 250 (2015), doi:[10.1016/j.physletb.2015.03.056](https://doi.org/10.1016/j.physletb.2015.03.056).
- [3] C. Adolph et al., *A high-statistics measurement of transverse spin effects in dihadron production from muon-proton semi-inclusive deep-inelastic scattering*, Phys. Lett. B **736**, 124 (2014), doi:[10.1016/j.physletb.2014.06.080](https://doi.org/10.1016/j.physletb.2014.06.080).
- [4] X. Qian et al., *Single Spin Asymmetries in Charged Pion Production from Semi-Inclusive Deep Inelastic Scattering on a Transversely Polarized ^3He Target*, Phys. Rev. Lett. **107**, 072003 (2011), doi:[10.1103/PhysRevLett.107.072003](https://doi.org/10.1103/PhysRevLett.107.072003).
- [5] A. Airapetian et al., *Evidence for a Transverse Single-Spin Asymmetry in Leptoproduction of $\pi^+\pi^-$ Pairs*, J. High Energy Phys. **06**, 017 (2008), doi:[10.1088/1126-6708/2008/06/017](https://doi.org/10.1088/1126-6708/2008/06/017).
- [6] A. Bacchetta and P. J. Mulders, *Deep inelastic leptoproduction of spin-one hadrons*, Phys. Rev. D **62**, 114004 (2000), doi:[10.1103/PhysRevD.62.114004](https://doi.org/10.1103/PhysRevD.62.114004).
- [7] J. Czyzewski, *Single spin asymmetry of vector meson production in the string model*, Acta Phys. Polon. **27**, 1759 (1996), [arXiv:hep-ph/9606390](https://arxiv.org/abs/hep-ph/9606390).
- [8] A. Kerbizi, *Recursive fragmentation of a polarized quark*, Ph.D. thesis, Trieste U. (2020), [arXiv:2004.00524](https://arxiv.org/abs/2004.00524).
- [9] E. S. Ageev et al., *A new measurement of the Collins and Sivers asymmetries on a transversely polarised deuteron target*, Nucl. Phys. B **765**, 31 (2007), doi:[10.1016/j.nuclphysb.2006.10.027](https://doi.org/10.1016/j.nuclphysb.2006.10.027).
- [10] B. Andersson, G. Gustafson, G. Ingelman and T. Sjöstrand, *Parton fragmentation and string dynamics*, Phys. Rep. **97**, 31 (1983), doi:[10.1016/0370-1573\(83\)90080-7](https://doi.org/10.1016/0370-1573(83)90080-7).