

Sensitivity Reach on the Heavy Neutral Leptons and τ -Neutrino Mixing $|U_{\tau N}|^2$ at the HL-LHC

Kingman Cheung^{1,2,3}, Yi-Lun Chung², Hiroyuki Ishida⁴, Chih-Ting Lu⁵

¹ *Physics Division, National Center for Theoretical Sciences, Hsinchu, Taiwan 300*

² *Department of Physics, National Tsing Hua University, Hsinchu 300, Taiwan*

³ *Division of Quantum Phases and Devices, School of Physics, Konkuk University, Seoul 143-701, Republic of Korea*

⁴ *KEK Theory Center, Tsukuba, Ibaraki 305-0801, Japan*

⁵ *School of Physics, KIAS, Seoul 130-722, Republic of Korea*

(Dated: October 6, 2020)

Abstract

The model of heavy neutral leptons (HNLs) is one of the well-motivated models beyond the standard model from both theoretical and phenomenological point of views. It is an indispensable ingredient to explain the puzzle of tiny neutrino masses and the origin of the matter-antimatter asymmetry in our Universe, based on the models in which the simplest Type-I seesaw mechanism can be embedded. The HNL with a mass up to the electroweak scale is an attractive scenario which can be readily tested in present or near-future experiments including the LHC. In this work, we study the decay rates of HNLs and find the sensitive parameter space of the mixing angles between the active neutrinos and HNLs. Since there are fewer collider studies of the mixing between ν_τ and HNL in literature compared with those of ν_e and ν_μ for the HNL of mass in the electroweak scale, we focus on the channel $pp \rightarrow W^{\pm(*)} + X \rightarrow \tau^\pm N + X$ to search for HNLs at the LHC 14 TeV. The targeted signature consists of three prompt charged leptons, which include at least two tau leptons. After the signal-background analysis, we further set sensitivity bounds on the mixing $|U_{\tau N}|^2$ with M_N at High-Luminosity LHC (HL-LHC). We predict the testable bounds from HL-LHC can be stronger than the previous LEP constraints and Electroweak Precision Data (EWPD), especially for $M_N \lesssim 50$ GeV can reach down to $|U_{\tau N}|^2 \approx 5 \times 10^{-6}$.

I. INTRODUCTION

Neutrino oscillation is one of the definite evidences of physics beyond the standard model, which implies that at least two of three active neutrinos are massive. However, there is no clear answer for the origin of neutrino-mass generation. Further, the matter-antimatter asymmetry in our Universe is another mystery that the SM cannot explain. To address these problems the conventional Type-I seesaw mechanism [1–7] with at least two superheavy right-handed neutrinos is one of the the simplest possibilities and widely discussed so far. Thanks to the existence of heavy Majorana neutrinos, the observed tiny neutrino masses are naturally explained and their decays can be the source of the baryon asymmetry of the Universe (BAU) through a well-known mechanism called thermal leptogenesis [8].

Hence, if heavy Majorana neutrinos are discovered, it would be a clear signal of new physics without any doubts. Unfortunately, since the thermal leptogenesis requires the scale of the Majorana neutrinos to be superheavy, say more than 10^9 GeV [9], and the conventional Type-I seesaw can be perturbatively applied up to around the GUT scale, 10^{15} GeV, we cannot directly produce and test such heavy particles in near-future terrestrial experiments. However, this is not the end of the story because the allowed mass range for the heavy Majorana neutrinos can be very wide below the GUT scale. On the other hand, once the mass of the heavy Majorana neutrinos, which contribute to the seesaw mechanism, becomes below the pion mass in the minimal model, it would conflict with the constraints from the Big Bang Nucleosynthesis, since its lifetime becomes longer than 1 sec [10]. Therefore, the Type-I seesaw mechanism itself can be valid for the mass range of right-handed neutrinos between $\sim \mathcal{O}(100 \text{ MeV})$ and the GUT scale.

Among a bunch of possibilities, the one with heavy Majorana neutrinos below the electroweak scale is an attractive scenario which can be readily tested in present or near future experiments. A model called the Neutrino Minimal Standard Model (ν MSM) [11, 12], in which the SM is extended only by introducing three heavy Majorana neutrinos, possesses two such neutrinos around the electroweak scale and one in the keV scale which also serves as a dark matter candidate. Since the neutrino Yukawa coupling of the keV-scale Majorana neutrino is so tiny compared with the other two that we can completely separate its physics from the others and simply focus on the dynamics of the other two heavier Majorana neutrinos, namely, the contribution from the keV-scale Majorana neutrino to the seesaw neutrino

mass is small enough and the lightest active neutrino mass is suppressed enough compared with the solar neutrino mass scale. The other two Majorana neutrinos, which have the mass above the pion mass and below the EW scale, are responsible for the explanations of the observed atmospheric and solar neutrino mass scales and baryogenesis via neutrino oscillation [12, 13].

Generically, the mass eigenstates of the heavy Majorana neutrinos are called heavy neutral leptons (HNLs) and labeled as N . The HNLs can be searched for at terrestrial experiments and, especially the testability at beam dump experiments where bunches of kaon and B mesons are produced when HNLs are lighter than the parent mesons as firstly proposed by [14–16] (see e.g. [17–22] for recent relevant works). Furthermore, the HNLs can also be searched for at colliders like the LHC as well and searchable range of HNL mass becomes wider than the beam dump experiments (see e.g. [17, 23–29] and references therein). Actually, the lepton-number-violating (LNV) channels are the most specular signals and the definite discriminator of the models because the HNLs uniquely break lepton number which the SM always preserves. Not only for that but the lepton-number-conserving (LNC) channels can also provide strong hints for searching for the HNLs.

Although the mixing between ν_τ and HNL is more challenging to be probed compared with those of ν_e and ν_μ , there already exist some studies for $M_N \sim \mathcal{O}(1-5)$ GeV in Ref. [30, 31], $M_N \sim \mathcal{O}(1-20)$ GeV in Refs. [32–35], and $M_N > 150$ GeV in Ref. [36, 37]. However, for $25 < M_N < 150$ GeV, the detectability of the mixing between ν_τ and HNL is not well-studied at the LHC. In this work, we focus on the channel $pp \rightarrow W^{\pm(*)} + X \rightarrow \tau^\pm N + X$ to search for HNLs with $25 < M_N < 150$ GeV at the High-Luminosity LHC (HL-LHC). In this work, we focus on the channel $pp \rightarrow W^{\pm(*)} + X \rightarrow \tau^\pm N + X$ ¹ to search for HNLs with $25 < M_N < 150$ GeV at the High-Luminosity LHC (HL-LHC). Our characteristic signature consists of three prompt charged leptons, where at least two tau leptons are included. With a detailed signal-background analysis we can set sensitivity bounds on the mixing angle $|U_{\tau N}|^2$ with M_N at the HL-LHC. Especially, it can be improved by a factor of five over the previous analyses when $M_N \lesssim 50$ GeV. This is a significant improvement over previous studies.

The organization of the paper is as follows. We highlight some details of the model that

¹ Actually, the HNL production in e^+e^- collider has a long history [38–45]. Instead of the charged current interaction in hadron colliders, the neutral current interaction is used to search for HNLs in e^+e^- colliders.

are relevant to our study and calculate the decay rates of HNLs in Sec. II. In Sec. III, we survey the valid parameter space for the mixing of the active neutrinos with HNLs in various HNL mass ranges up to the electroweak scale. In Sec. IV, we give details about the search for HNL with τ leptons at the HL-LHC. In Sec. V, we present the signal-background analysis and the results, and obtain the sensitivity bounds on the mixing $|U_{\tau N}|^2$. We conclude in Sec. VI.

II. THE NEUTRINO MINIMAL STANDARD MODEL

A. The model

In this section, we highlight some details of the Neutrino Minimal Standard Model (ν MSM) which are relevant to our study. After introducing three gauge-singlet right-handed neutrino fields into the SM, the total Lagrangian can be written as

$$\mathcal{L} = \mathcal{L}_{\text{SM}} + i\overline{\nu_{RI}}\gamma^\mu\partial_\mu\nu_{RI} - \left(F_{\alpha I}\overline{\ell}_\alpha\Phi\nu_{RI} + \frac{M_I}{2}\overline{\nu_{RI}^c}\nu_{RI} + h.c. \right), \quad (1)$$

where \mathcal{L}_{SM} is the SM Lagrangian based on $SU(3)_c \times SU(2)_L \times U(1)_Y$ gauge symmetry, the index α denotes the active flavors running for e, μ , and τ , and I is the HNL-flavor index running from 1 to 3. The fields ℓ , Φ , and ν_R are the lepton doublet, the Higgs doublet, and the right-handed neutrino singlet, respectively. $F_{\alpha I}$'s are the neutrino Yukawa coupling constants and M_I 's are the Majorana masses for the right-handed neutrinos.

After the Higgs field acquires the vacuum expectation value, there are two kinds of neutrino masses, namely, the Dirac neutrino masses defined as $(M_D)_{\alpha I} \equiv F_{\alpha I}\langle\Phi\rangle$ and the Majorana neutrino masses, M_I . In the mass basis of neutrinos, the tiny active neutrino masses can be explained by the hierarchical ratio between Dirac and Majorana masses as M_D^2/M_I realized by the seesaw mechanism. In the mass basis, the HNLs are composed of mostly right-handed neutrinos but also small portion of left-handed neutrinos, thus, HNLs can have gauge interactions through the mixing denoted as $U_{\alpha I} \equiv (M_D)_{\alpha I}/M_I$. Therefore, HNLs can be searched for at terrestrial experiments.

As discussed in a number works in literature (see e.g. [46] and references therein and also related papers) a certain amount of mass degeneracy between two HNLs is necessary for the success of baryogenesis. Then, we can simply rewrite the Majorana masses as $M_{2,3} = M_N \pm \Delta M/2$ where M_N is the common mass and ΔM denotes the slight mass difference. We

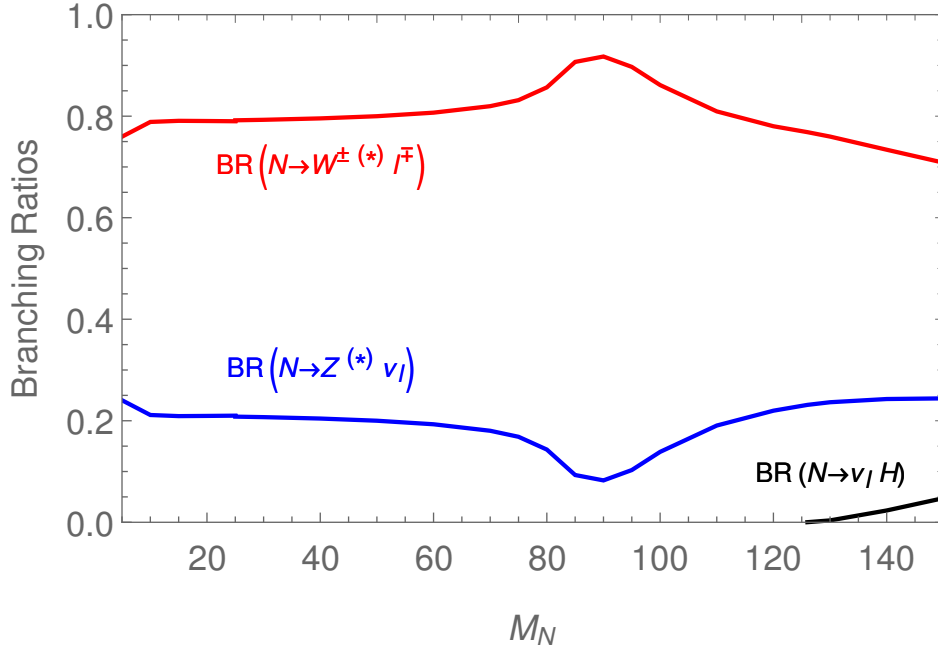


FIG. 1: The branching ratios of the HNL with the assumption $|U_{eN}|^2 = |U_{\mu N}|^2 = |U_{\tau N}|^2$ for the decay modes $N \rightarrow W^{\pm(*)} l_{\alpha}^{\mp}$, $N \rightarrow Z^{(*)} \nu_{\alpha}$ and $N \rightarrow \nu_{\alpha} H$ of HNL in the low and medium mass regions.

do not stick ourselves to the valid parameter space for baryogenesis in the following studies, though. Between these two mass parameters, the common mass scale is more important than their slight difference for the purpose of HNLs searches since $\Delta M/M \ll 1$. Therefore, we can safely neglect the correction of ΔM and simply multiply a factor of 2 when we want to estimate physical observables, such as cross sections, for HNLs in the ν MSM. In the following analyses and discussion, however, we focus on the case with one HNL just for simplicity and denote the mixing angle as $U_{\alpha N}$.

B. Decay rates of the Heavy Neutral Leptons

Based on the mass range of HNLs, we can calculate its decay rate in three mass ranges: (1) low mass region ($M_N \ll m_{W,Z}$), (2) medium mass region ($M_N \lesssim m_t$) and (3) high mass region ($M_N \gg m_{W,Z}$). Here we only focus on the low and medium mass ranges in this study.²

² As complementary studies including heavier mass region, please see e.g.[37, 47, 48]. Actually, the reason why we focus on such a low mass region is motivated from the model, so that higher mass region is beyond

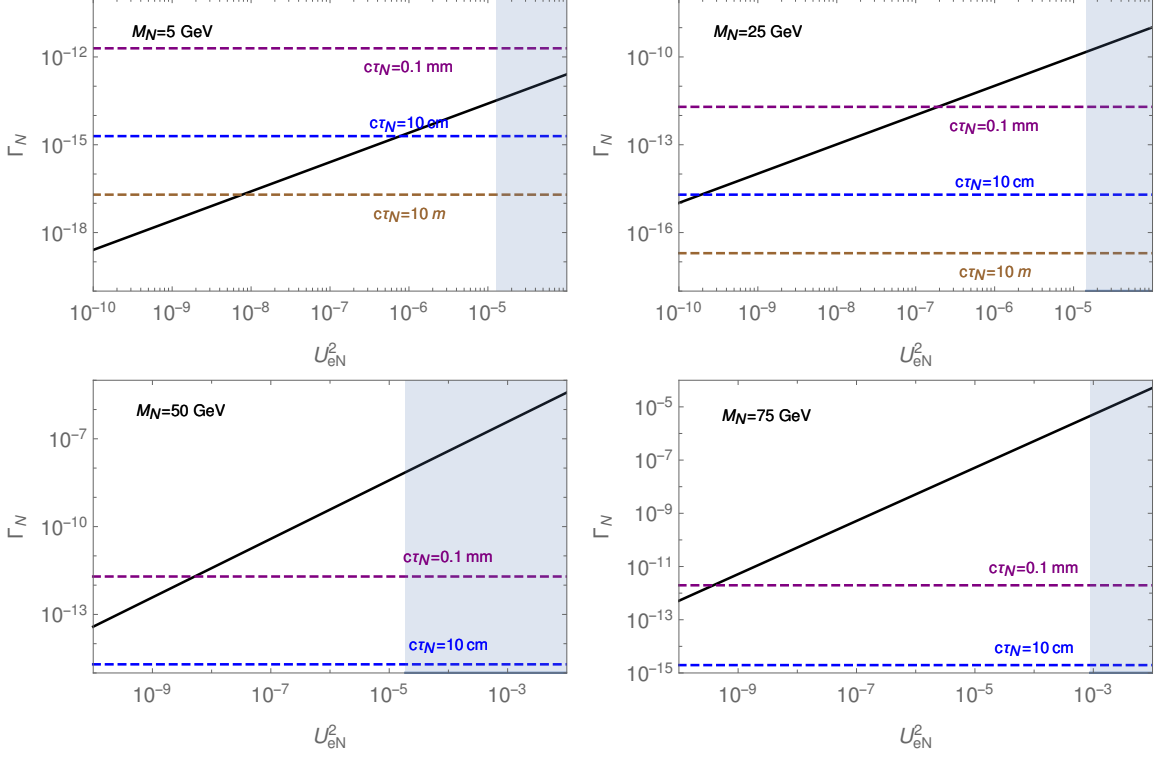


FIG. 2: The decay width Γ_N versus the mixing parameter U_{eN}^2 (solid line) in the parameter space of (U_{eN}^2, Γ_N) with $M_N = 5$ GeV (upper-left), 25 GeV (upper-right), 50 GeV (lower-left) and 75 GeV (lower-right). The shaded regions come from various constraints shown in Fig. 4. The three dashed lines indicate the benchmark decay lengths of $c\tau_N = 0.1$ mm (purple), 10 cm (blue) and 10 m (brown).

In the low and medium mass ranges of HNL, the major decay modes are $N \rightarrow W^{\pm(*)} l_\alpha^\mp$ and $N \rightarrow Z^{(*)} \nu_\alpha$, where W, Z bosons can be either on-shell or off-shell depending on M_N . Once HNL is heavier than the Higgs boson, the $N \rightarrow \nu_\alpha H$ decay mode is also open.³ All detailed formulas for these partial decay widths are collected in Appendix A. The branching ratios with the assumption $|U_{eN}|^2 = |U_{\mu N}|^2 = |U_{\tau N}|^2$ for the above decay modes of HNL in the above mass ranges are shown in Fig. 1.⁴ Since $BR(N \rightarrow W^{\pm(*)} l_\alpha^\mp)$ is dominant for the whole mass range, we focus on $N \rightarrow W^{\pm(*)} l_\alpha^\mp$ in the following study.

The dependence of the total decay rate Γ_N on the square of mixing parameter $U_{\alpha N}^2$ is our scope. Indeed, the $N - \nu_\tau$ mixing for $m_N > 150$ GeV was also covered in Ref. [37, 48].

³ The partial decay width $\Gamma(N \rightarrow \nu_\alpha H^*)$ is much smaller than the other two partial decay widths via the propagators of W or Z boson when $M_N < m_H$, so we can safely ignore this small contribution in our calculation.

⁴ Numerically, we take $M_N \leq 25$ GeV for the low mass range and $25 < M_N \leq 150$ GeV for the medium mass range.

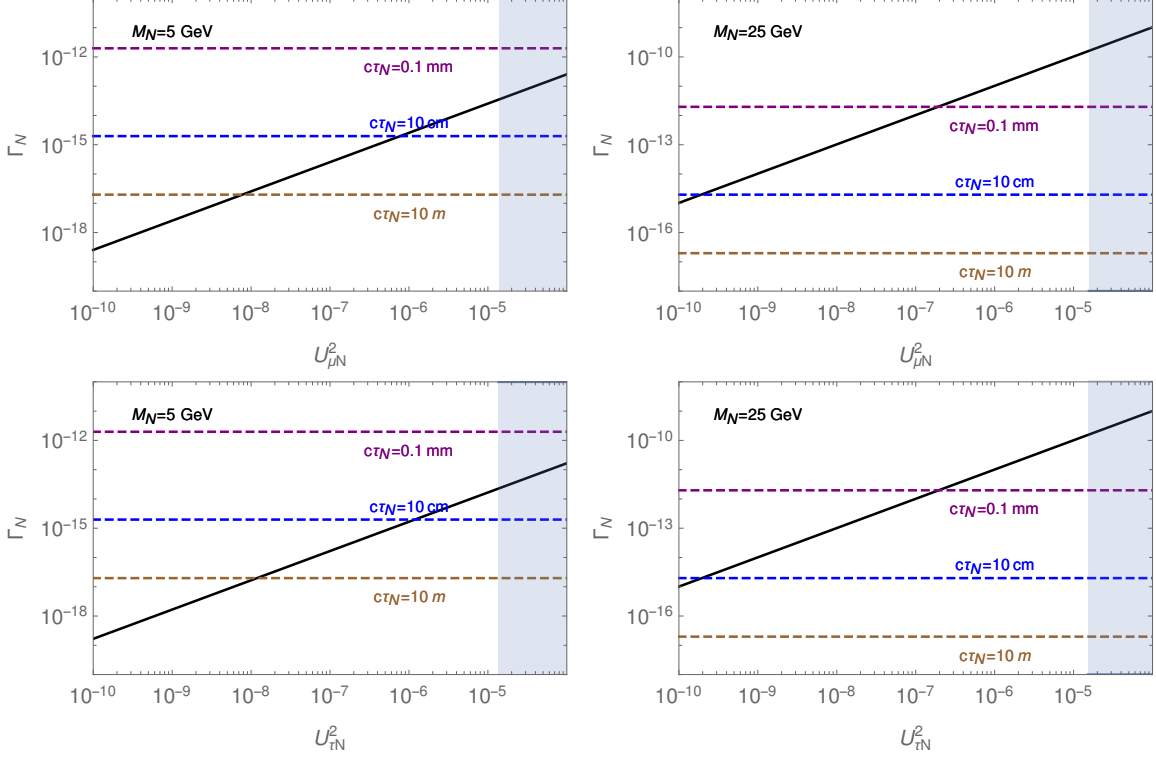


FIG. 3: The decay width Γ_N versus the mixing parameter $U_{\mu N}^2$ (upper panels) or $U_{\tau N}^2$ (lower panels) in the parameter space of $(U_{\mu N}^2, \Gamma_N)$ with $M_N = 5$ GeV (upper-left) and 25 GeV (upper-right), and of $(U_{\tau N}^2, \Gamma_N)$ with $M_N = 5$ GeV (lower-left) and 25 GeV (lower-right). The shaded regions come from various constraints shown in Fig. 5 and Fig. 6, respectively. The three dashed lines indicate the benchmark decay lengths of $c\tau_N = 0.1$ mm (purple), 10 cm (blue) and 10 m (brown).

($\alpha = e, \mu, \tau$) is numerically studied below. We first show Γ_N verse U_{eN}^2 with $M_N = 5, 25, 50$ and 75 GeV in Fig. 2. Since we ignore the fermion mass in the final state for the medium mass range in our numerical calculations, there is no difference among the lepton flavors in this mass range. We show Γ_N verse $U_{\mu N}^2$ and Γ_N verse $U_{\tau N}^2$ with only $M_N = 5$ and 25 GeV in Fig. 3. The shaded regions come from the constraints shown in Figs. 4 to 6 in the next section. Three dashed lines indicate the benchmark decay lengths of $c\tau_N = 0.1$ mm (purple), 10 cm (blue) and 10 m (brown). We observe that once $M_N \gtrsim 50$ GeV and $U_{\alpha N}^2 \gtrsim 10^{-8}$, the decay length of HNL is quite small such that we can simply take the decay of HNL as prompt in most of the parameter space for each lepton flavor. In contrast, the low mass HNL with tiny $U_{\alpha N}^2$ can easily generate the displaced vertex signature after it has been produced at colliders [32, 49–56], which is of immense interest in the upcoming LHC run.

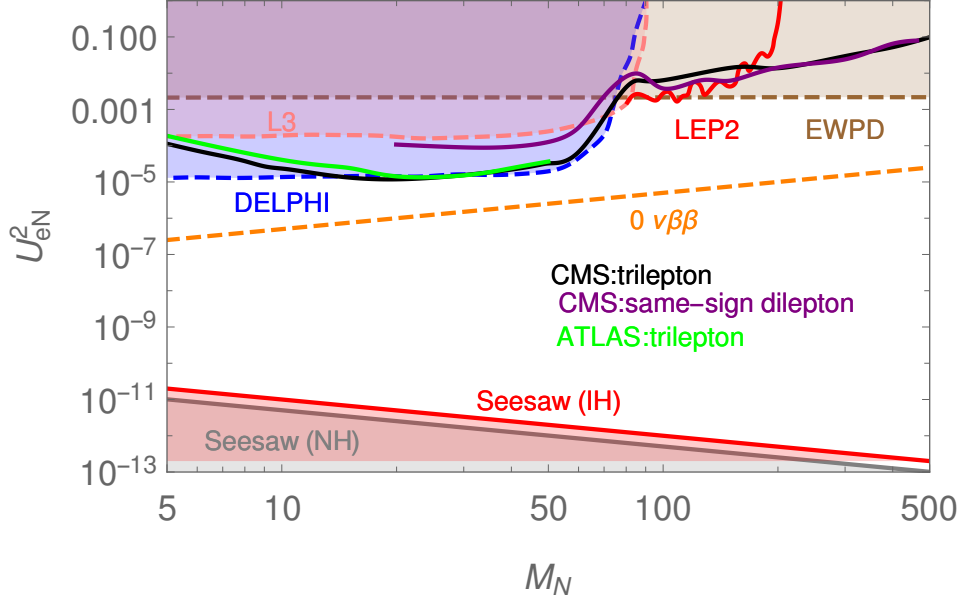


FIG. 4: The allowed parameter space of $(M_N, |U_{eN}|^2)$. We display the main constraints from EWP [57–61] (brown dashed line), L3 [62–64] (pink dashed line), DELPHI [65] (blue dashed line), LEP2 [62–64] (red solid line), CMS-13TeV trilepton [66] (black solid line), CMS-13TeV same-sign dilepton [67] (purple solid line), ATLAS-13TeV trilepton [68] (green solid line), $0\nu\beta\beta$ (orange dashed line) and Seesaw (NH) (Seesaw(IH)) (gray solid line (red solid line)) on the plane.

III. CONSTRAINTS FOR HEAVY NEUTRAL LEPTONS

In this section, we summarize various constraints on the mixing $|U_{\alpha N}|^2$ ($\alpha = e, \mu, \tau$) in the mass range of M_N from 5 to 500 GeV. We categorize these constraints as follows.

1. Electroweak Precision Data (EWP) [57–61],
2. Large Electron–Positron (LEP) Collider experiments, including L3 [62–64], DELPHI [65], and LEP2 [62–64],
3. Large Hadron Collider (LHC) experiments, including CMS-13TeV trilepton [66], CMS-13TeV same-sign dilepton [67] and ATLAS-13TeV trilepton [68],
4. Neutrinoless double beta ($0\nu\beta\beta$) decay, and
5. Theoretical lower bound of the seesaw mechanism.

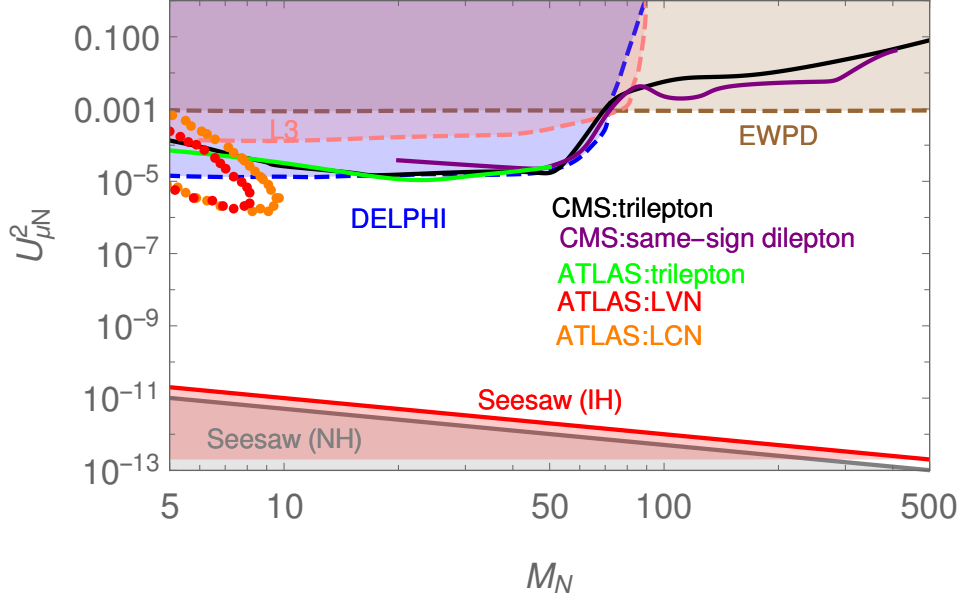


FIG. 5: The allowed parameter space of $(M_N, |U_{\mu N}|^2)$. We display the main constraints from EWPD [57–61] (brown dashed line), L3 [62–64] (pink dashed line), DELPHI [65] (blue dashed line), CMS-13TeV trilepton [66] (black solid line), CMS-13TeV same-sign dilepton [67] (purple solid line), ATLAS-13TeV trilepton, LVN and LCN [68] (green solid line, red dotted line and orange dotted line) and Seesaw (NH) (Seesaw(IH)) (gray solid line (red solid line)) on the plane.

We first show the valid parameter space of $(M_N, |U_{eN}|^2)$ in Fig. 4. Generally, $|U_{eN}|^2 \lesssim 2 \times 10^{-5}$ for $M_N \lesssim 50$ GeV. The main constraints for this mass region come from DELPHI [65], CMS-13TeV trilepton [66] and ATLAS-13TeV trilepton searches [68]. On the other hand, $|U_{eN}|^2 \lesssim 2.2 \times 10^{-3}$ for $M_N \gtrsim 100$ GeV from constraints of LEP2 [62–64] and EWPD [57–61]. The jump of the $|U_{eN}|^2$ constraints from $M_N \approx 50$ to 100 GeV comes from the threshold of gauge boson masses $m_{W,Z}$. In addition, we follow Eq. (2.18) in Ref. [17] for the constraint of $0\nu\beta\beta$ decay which is the strongest in Fig. 4.

Similarly, the valid parameter space of $(M_N, |U_{\mu N}|^2)$ is shown in Fig. 5. Again, $|U_{\mu N}|^2 \lesssim 2 \times 10^{-5}$ for $M_N \lesssim 50$ GeV, but $|U_{\mu N}|^2 \lesssim 9 \times 10^{-4}$ for $M_N \gtrsim 100$ GeV. Interestingly, the search for displaced-vertex signature of muons from HNL in the case of lepton-number violation (LNV) and lepton-number conservation (LNC) was published in Ref. [68] from the ATLAS Collaboration. The above searches set a stronger constraint for $M_N < 10$ GeV.

Finally, we show the valid parameter space of $(M_N, |U_{\tau N}|^2)$ in Fig. 6. The main con-

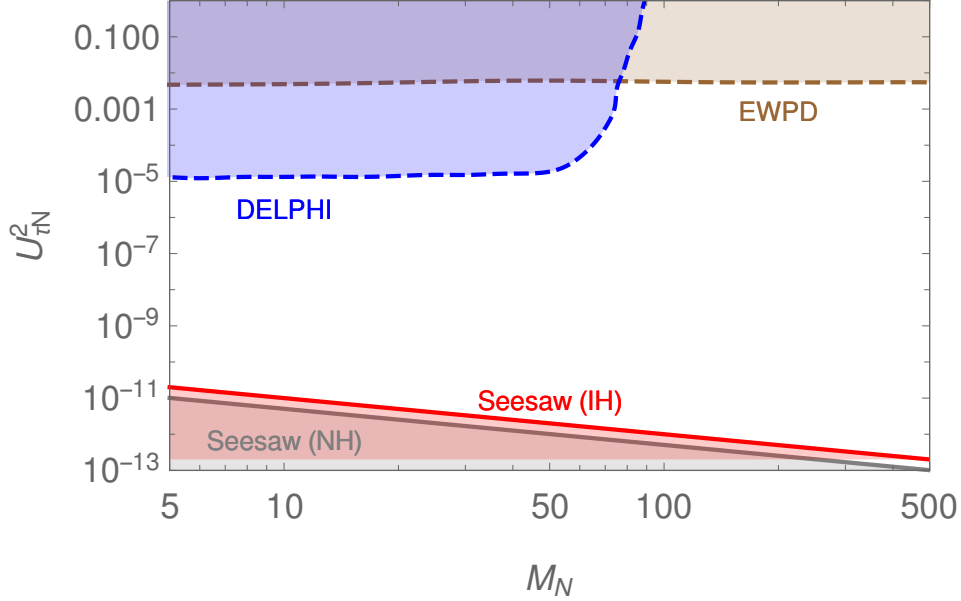


FIG. 6: The allowed parameter space of $(M_N, |U_{\tau N}|^2)$. We display the main constraints from EWPD [57–61] (brown dashed line), DELPHI [65] (blue dashed line) and Seesaw (NH) (Seesaw(IH)) (gray solid line (red solid line)) on the plane.

straints only come from EWPD [57–61] and DELPHI [65] with $|U_{\tau N}|^2 \lesssim 5.5 \times 10^{-3}$ for $M_N \gtrsim 100$ GeV.

We observe that the constraints on the mixing between ν_τ and HNLs are relatively weaker than both ν_e and ν_μ in the electroweak scale HNLs. On the other hand, we approximately apply the m_3 value of Normal Hierarchical (NH) case and m_2, m_1 values of Inverted Hierarchical (IH) case from PDG 2018 [69], respectively, to set the theoretical lower bound of the seesaw mechanism for the mixing angles $(M_N, |U_{\alpha N}|^2)$ in Figs. 4 to 6.

IV. SEARCH FOR THE HNL WITH τ LEPTON AT HL-LHC

To our knowledge there have not been any concrete analyses for the sensitivity reach of $U_{\tau N}^2$ for HNLs around the EW scale at the LHC. Here we propose to search for HNLs with the signatures consisting of three prompt charged leptons in the final state, of which at least two are tau leptons. We first study the kinematical behavior of the HNL in the production channel, $pp \rightarrow W^{\pm(*)} + X \rightarrow \tau^\pm N + X$, and then discuss the signatures for various final states from the HNL decays and discuss possible SM backgrounds. Finally, the details of

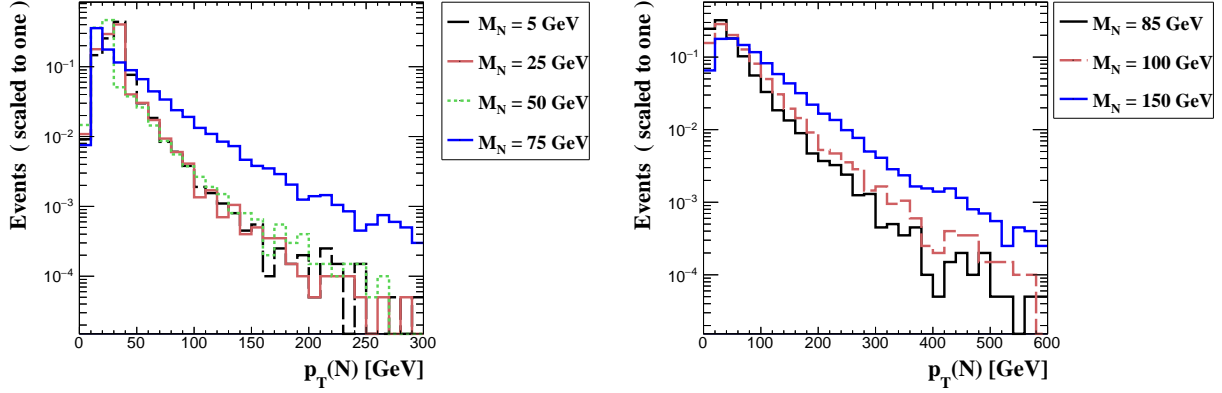


FIG. 7: The transverse momentum $p_T(N)$ distribution of the HNL in the process $pp \rightarrow W^{\pm(*)} \rightarrow \tau^{\pm}N + X$ at $\sqrt{s} = 14$ TeV for some benchmark points with $M_N < m_W$ (left) and $M_N > m_W$ (right) at parton level.

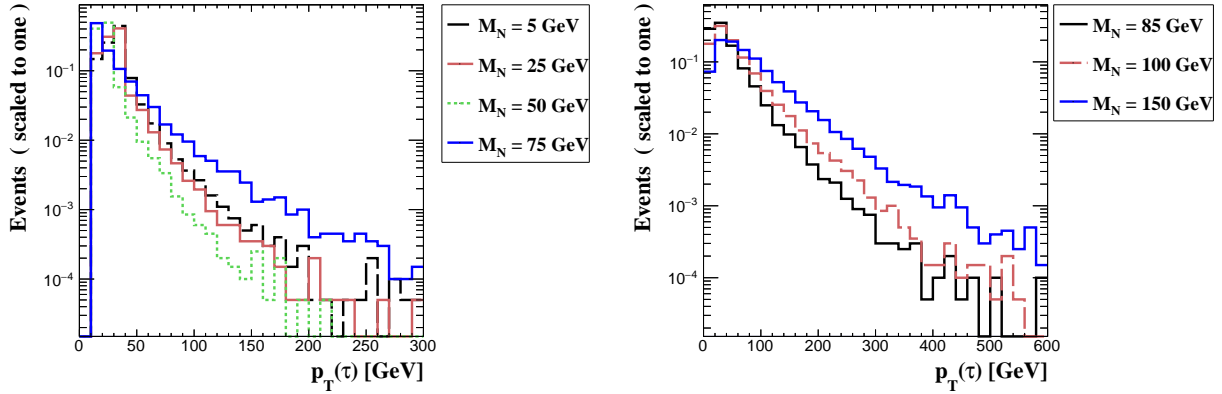


FIG. 8: The transverse momentum $p_T(\tau)$ distribution of the τ lepton in the process $pp \rightarrow W^{\pm(*)} \rightarrow \tau^{\pm}N + X$ at $\sqrt{s} = 14$ TeV for the same benchmark points as Fig. 7.

simulations and event selections for both signals and SM backgrounds are displayed.

A. Kinematical behavior of the HNL in the production channel $pp \rightarrow W^{\pm(*)} + X \rightarrow \tau^{\pm}N + X$

Based on the fact that the constraints on the mixing between ν_{τ} and HNLs are relatively weaker than those of ν_e and ν_{μ} in various HNL mass ranges, we study the channel $pp \rightarrow W^{\pm(*)} + X \rightarrow \tau^{\pm}N + X$ at the LHC 14 TeV to search for HNLs in this work. We first set $U_{eN}^2 = U_{\mu N}^2 = 0$ and only focus on the $U_{\tau N}^2$ dependence in the above production channel.

The W boson propagator can be either on-shell or off-shell depending on the mass of HNLs. We apply the Heavy Neutrino model file [70] from the model database of **FeynRules** [71] and use **Madgraph5 aMC@NLO** [72, 73] to simulate this production channel at tree level and include the emission of up to two additional partons. The $p_T(N)$ and $p_T(\tau)$ distributions for some benchmark points with $M_N < m_W$ ($M_N > m_W$) at parton level are shown in the left (right) panel of Figs. 7 and 8, respectively. Because of the mass thresholds of the W boson and HNLs, the $p_T(N)$ and $p_T(\tau)$ are relatively soft for $M_N < m_W$, especially for the case of $M_N = 75$ GeV. To identify and detect these soft final states are the main issue of this study. On the other hand, a detail study for the situation of $M_N \sim m_W$ is needed, and we leave this part in future.

The decay length L_N of the HNLs can be simply estimated by $L_N = \gamma c \tau_N$ where $\tau_N = 1/\Gamma_N$ and the Lorentz boost factor γ can be approximated as $p_T(N)/M_N$. We expect that HNL is not very boosted in this production channel except for $M_N = 5$ GeV in Fig. 7. Combined with the information from Figs. 2 and 3, there is still large allowed parameter space for prompt decays of HNLs in this production channel. Therefore, we focus on the case with prompt decays of HNLs first and leave the displaced vertex of HNLs aside in this paper.

B. Signature of the signals and possible SM backgrounds

We first divide the signal region to two parts: (1) on-shell W boson production region and (2) off-shell W boson production region. Different analysis strategies will be applied to each signal and SM backgrounds in these two regions. We focus on those final states with two τ leptons and one additional charged lepton in this work, and will explore the signature of two same-sign τ leptons with two jets as Ref. [74–76] in the future. As we known, the $\tau^\pm \tau^\pm jj$ search channel would suffer from the severe QCD backgrounds such that signal events may be easily submerged. Conversely, the signature of two τ leptons with one additional charged lepton can effectively reduce those huge QCD backgrounds, but we need to carefully exploit kinematic properties of the final states to discriminate between the signal and SM backgrounds.

Consider the following signal process

$$\begin{aligned}
pp \rightarrow W^{\pm(*)} \rightarrow \tau^{\pm} N \rightarrow \tau^{\pm} \tau^{\pm} l_{\alpha}^{\mp} \overline{\nu}_{\alpha}(\nu_{\alpha}) \\
\hookrightarrow \tau^{\pm} \tau^{\mp} l_{\alpha}^{\pm} \nu_{\alpha}(\overline{\nu}_{\alpha})
\end{aligned}
\tag{2}$$

where $\alpha = e, \mu, \tau$. We can further classify the final states in the following three categories: (1) Two same-sign τ s, e/μ and mET ($\tau^{\pm} \tau^{\pm} e^{\mp}(\mu^{\mp}) \overline{\nu}_{e,\mu}(\nu_{e,\mu})$), (2) Two opposite-sign τ s, e/μ and mET ($\tau^{+} \tau^{-} e^{\pm}(\mu^{\pm}) \nu_{e,\mu}(\overline{\nu}_{e,\mu})$) and (3) Three τ s and mET ($\tau^{\pm} \tau^{\pm} \tau^{\mp} \overline{\nu}_{\tau}(\nu_{\tau})$). We will ignore the analysis of three τ s and mET final state, as we cannot distinguish the Majorana or Dirac nature of the HNL via the three τ leptons and mET final state, in contrast to the first two categories.

As shown before, there are still some possibilities to search for displaced τ leptons events from the low M_N region with small mixing angles. This kind of signature has been studied in Ref. [33]. Therefore, we mainly focus on the prompt τ s in this work. On the other hand, τ leptons have both hadronic and leptonic decay modes. We choose hadronic τ lepton decays for all τ leptons in our study with the following two main reasons. First, hadronic τ lepton decays account for approximately 65% of all possible τ lepton decay modes. Therefore, we can save more τ lepton decay events from hadronic decay modes than leptonic decay modes. Second, leptonic τ lepton decays can mimic the signals of only e 's and μ 's in the final state which cannot be distinguished at the LHC.

There are some irreducible and reducible SM backgrounds for the above three categories of signatures. We first consider the signal signature with two same-sign τ s, e/μ and mET , the backgrounds of which include

1. Irreducible SM backgrounds:

$$W^{\pm} W^{\pm} W^{\mp}.$$

2. Reducible SM backgrounds:

- (1) EW processes : $W^{+} W^{-} Z/H/\gamma^{*}$.

- (2) $t\bar{t}$ associated processes: $t\bar{t} W^{\pm}/Z/H/\gamma^{*}$ and $t\bar{t} + n j$ ($n = 0-2$).

- (3) QCD multijets.

Then we consider the signal signature with two opposite-sign τ s, e/μ and mET , the backgrounds of which include

1. Irreducible SM backgrounds:

$W^\pm Z/H/\gamma^*$, and $W^\pm W^\pm W^\mp$.

2. Reducible SM backgrounds:

(1) EW processes : $ZZ/H/\gamma^*$ and $W^+W^-Z/H/\gamma^*$.

(2) $t\bar{t}$ associated processes: $t\bar{t}W^\pm/Z/H/\gamma^*$ and $t\bar{t} + nj$ ($n = 0-2$).

(3) $\tau^+\tau^- + nj$ ($n = 0-2$).

(4) QCD multijets.

Finally, the sources of SM backgrounds for the signal signature with three prompt τ s and mET are similar to those of two opposite-sign τ s, e/μ and mET . We will not repeatedly list them again.

C. Simulations and event selections

We use **Madgraph5 aMC@NLO** [72, 73] to calculate the signal and background processes at leading order (LO) and generate MC events, perform parton showering and hadronization by **Pythia8** [77], and employ the detection simulations by **Delphes3** [78] with the ATLAS template. The NNPDF2.3LO PDF set was used and ME-PS matching with MLM prescription [79, 80] was applied for all the signal and major SM backgrounds. We include the emission of up to two additional partons for the signals with a matching scale set to be 30 GeV for $M_N \lesssim 120$ GeV and about one quarter of the M_N for $M_N > 120$ GeV. On the other hand, the matching scales for $t\bar{t} + nj$ and $\tau^+\tau^- + nj$ ($n = 0-2$) are set to be 20 GeV and 30 GeV, respectively. All jets are reconstructed using the anti- k_T algorithm [81] in **FastJets** [82] with a radius parameter of $R = 0.6$. The procedures of hadronic tau lepton decay and reconstruction are as follows. We first set tau leptons to automatically decay through Pythia8, and use the ATLAS template in Delphes3 for the tau tagging algorithm according to the efficiencies shown in Ref. [83] to reconstruct hadronic tau lepton decay using the visible final states. Notice the tau lepton cannot be fully reconstructed because the part from neutrino becomes missing energy and is ignored from the hadronic tau reconstruction. Furthermore, the electron, muon efficiencies in Delphes3 are modified to include the low P_T regions inspired from the Ref. [84]. In order to study the Majorana nature of HNLs at the LHC, we classify our simulations and event selections in

(1) two same-sign τ s, e/μ and mET and (2) two opposite-sign τ s, μ and mET .⁵

1. *Two same-sign τ s, e/μ and mET*

In this scenario, we require two same-sign τ leptons with an additional e/μ in the final state with the following cut flow.

1. For $M_N < m_W$, we specifically take two soft same-sign τ leptons and an extra soft e/μ as the selection of signals in our events with the following conditions,⁶

$$N(\tau^\pm, l^\mp) \geq 2, 1, \quad 5 < P_T^l < 40 \text{ GeV}, \quad |\eta^l| < 2.5, \quad 20 < P_T^{\tau_1(\tau_2)} < 50(40) \text{ GeV}, \quad |\eta^\tau| < 2.5, \quad (3)$$

where $l = e, \mu$. Since τ leptons and e/μ are relatively soft in this case compared with SM backgrounds, we reject those high P_T regions to reduce background contributions inspired from the Ref. [84–88]. We follow Ref. [83] with $p_T^{min} > 10$ GeV for jet-seeding of visible hadronic tau to start with and only visible hadronic tau candidates with $p_T^{min} > 20$ GeV are used. However, we think it is still worthwhile to tell the readers about the situation with $p_T^{min} > 15$ GeV as in Ref. [85, 86], so we place the cut flow tables for this case into Appendix B. On the other hand, for $M_N > m_W$, we only choose the following conditions for them:

$$N(\tau^\pm, l^\mp) \geq 2, 1, \quad P_T^l > 10 \text{ GeV}, \quad |\eta^l| < 2.5, \quad P_T^\tau > 20 \text{ GeV}, \quad |\eta^\tau| < 2.5, \quad (4)$$

where $l = e, \mu$. Besides, the two same-sign τ candidates must be angularly separated enough by requiring $\Delta R_{\tau^\pm\tau^\pm} > 0.6$ in order to avoid overlapping. Other isolation criteria among e, μ, τ and jets are the same as the default settings of Delphes3.

2. In order to reduce the τ lepton pair from the Drell-Yan process, we veto any opposite-sign τ lepton for both the signal and backgrounds with

$$N(\tau^\mp) = 0 \quad \text{with} \quad P_T^\tau > 20 \text{ GeV}, \quad |\eta^\tau| < 2.5. \quad (5)$$

⁵ In order to suppress the SM background contributions from both $\tau^+\tau^- + nj$ and $t\bar{t} + nj$ ($n = 0-2$) with non-negligible jet fake to electron rate, we don't take into account of the signature with two opposite-sign τ s, e and mET in this study.

⁶ Note that the p_T cuts on the hadronic tau-leptons are slightly below the recommended values in the public trigger menu [90]. Nevertheless, it would only lead to marginal decrease in projected sensitivities. On the other hand, except for the known public trigger thresholds for lepton pairs or single tau-lepton inclusive processes as shown in Ref. [90], we envision a triplepton trigger that includes hadronic tau-lepton candidates.

3. To suppress the contributions from backgrounds of $t\bar{t}$ associated processes, we reject the high missing transverse momentum P_T^{miss} events by requiring

$$P_T^{miss} < 40 (M_N/2) \text{ GeV}, \quad (6)$$

for $M_N < m_W$ ($M_N > m_W$).

4. To further reduce the contributions from backgrounds of $t\bar{t}$ associated processes, we apply the b -veto for both the signal and backgrounds with

$$N(b) = 0 \quad \text{with} \quad P_T^b > 20 \text{ GeV}, \quad |\eta^b| < 2.5. \quad (7)$$

Moreover, for $M_N > m_W$, we further reduce background contributions by requiring the inclusive scalar sum of jet E_T , H_T [48, 89], to satisfy

$$H_T < 200 \text{ GeV}. \quad (8)$$

The inclusive H_T distributions for both signals and backgrounds are shown in Appendix B.

5. We require the minimum invariant mass for one of τ leptons and an extra e/μ to satisfy

$$M_{\tau^\pm \ell_1^\mp} < M_N. \quad (9)$$

This τ lepton is most likely to be the second energetic one for small M_N , but it becomes hard to be distinguished as M_N increases. Here we use the transverse mass distribution for $MT_{\tau^\pm \ell_1^\mp P_T^{miss}}$ to find the correct τ lepton from the HNL decay. We plot both $MT_{\tau_1^\pm \ell_1^\mp P_T^{miss}}$ and $MT_{\tau_2^\pm \ell_1^\mp P_T^{miss}}$ distributions, and choose the one that closely indicates the mass of the HNL. The same τ lepton is used to form the invariant mass $M_{\tau^\pm \ell_1^\mp}$.

6. Finally, if $M_N < m_W$, the invariant mass of two same-sign τ leptons and an extra e/μ system is required to have

$$M_{\tau_1^\pm \tau_2^\pm \ell_1^\mp} < m_W. \quad (10)$$

2. *Two opposite-sign τ s, μ and mET*

In this scenario, we require two opposite-sign τ leptons and an extra μ in the final state with the following cut flow.

1. For $M_N < m_W$, we specifically take two soft opposite-sign τ leptons and an extra soft μ as the selection of signals in our events with the following conditions,

$$N(\tau, \mu) \geq 2, 1, \quad 5 < P_T^\mu < 40 \text{ GeV}, \quad |\eta^\mu| < 2.5, \quad 20 < P_T^{\tau_1(\tau_2)} < 50(40) \text{ GeV}, \quad |\eta^\tau| < 2.5, \quad (11)$$

On the other hand, for $M_N > m_W$, we choose instead the following conditions for them:

$$N(\tau, \mu) \geq 2, 1, \quad P_T^\mu > 15 \text{ GeV}, \quad |\eta^\mu| < 2.5, \quad P_T^\tau > 20 \text{ GeV}, \quad |\eta^\tau| < 2.5, \quad (12)$$

Compared with Eq. (4), we require a stronger P_T^μ cut to further suppress soft radiation muons from $\tau\tau + nj$ and $t\bar{t} + nj$ processes. Again, $\Delta R_{\tau+\tau^-} > 0.6$ and other isolation criteria are set to avoid overlaps.

2. In order to reduce SM backgrounds with more than three τ leptons, we veto any same-sign τ lepton for both signal and backgrounds with the same conditions as Eq. (5).
3. To further reduce the contributions from backgrounds of $t\bar{t}$ associated processes, we apply the following cuts for both signal and backgrounds: high P_T^{miss} rejection as Eq. (6), b -veto as Eq. (7). In addition, the cut $H_T < 200 \text{ GeV}$ is applied for $M_N > m_W$.
4. We require the minimum invariant mass for the τ leptons and an extra μ with opposite charges to satisfy Eq. (9). Compared with the case of same-sign τ s, it becomes more precise to pick up the correct τ lepton from the HNL decay.
5. Finally, if $M_N < m_W$, the invariant mass of two opposite-sign τ leptons and an extra μ system is required to have

$$M_{\tau+\tau^-\mu} < m_W. \quad (13)$$

| Two Same-Sign τ s Selection Flow Table | | | | | |
|---|------------------------|------------------------------------|------------------------|------------------------|--------------------------|
| Process | σ | Preselection $P_T^{miss} < 40$ GeV | | b veto | Invariant Mass Selection |
| | (fb) | $A\epsilon$ (%) | $A\epsilon$ (%) | $A\epsilon$ (%) | $A\epsilon$ (%) |
| $M_N = 25$ GeV | 2.851 | 9.834×10^{-1} | 9.071×10^{-1} | 8.860×10^{-1} | 5.663×10^{-1} |
| $W^\pm W^\pm W^\mp$ | 1.828×10^{-1} | 1.029 | 5.110×10^{-1} | 5.030×10^{-1} | 1.890×10^{-2} |
| $W^+ W^- Z/H/\gamma$ | 1.065×10^{-1} | 6.755×10^{-1} | 3.047×10^{-1} | 2.990×10^{-1} | 1.440×10^{-2} |
| $t\bar{t} + nj$ | 2.357×10^4 | 6.415×10^{-2} | 1.282×10^{-2} | 1.864×10^{-3} | 2.530×10^{-5} |
| Process | σ | Preselection $P_T^{miss} < 40$ GeV | | b veto | Invariant Mass Selection |
| | (fb) | $A\epsilon$ (%) | $A\epsilon$ (%) | $A\epsilon$ (%) | $A\epsilon$ (%) |
| $M_N = 50$ GeV | 2.068 | 1.023 | 9.465×10^{-1} | 9.255×10^{-1} | 7.584×10^{-1} |
| $W^\pm W^\pm W^\mp$ | 1.828×10^{-1} | 1.029 | 5.110×10^{-1} | 5.030×10^{-1} | 6.114×10^{-2} |
| $W^+ W^- Z/H/\gamma$ | 1.065×10^{-1} | 6.755×10^{-1} | 3.047×10^{-1} | 2.990×10^{-1} | 4.565×10^{-2} |
| $t\bar{t} + nj$ | 2.357×10^4 | 6.415×10^{-2} | 1.282×10^{-2} | 1.864×10^{-3} | 1.602×10^{-4} |
| Process | σ | Preselection $P_T^{miss} < 40$ GeV | | b veto | Invariant Mass Selection |
| | (fb) | $A\epsilon$ (%) | $A\epsilon$ (%) | $A\epsilon$ (%) | $A\epsilon$ (%) |
| $M_N = 75$ GeV | 8.935×10^{-2} | 7.486×10^{-1} | 6.723×10^{-1} | 6.512×10^{-1} | 4.861×10^{-1} |
| $W^\pm W^\pm W^\mp$ | 1.828×10^{-1} | 1.029 | 5.110×10^{-1} | 5.030×10^{-1} | 6.752×10^{-2} |
| $W^+ W^- Z/H/\gamma$ | 1.065×10^{-1} | 6.755×10^{-1} | 3.047×10^{-1} | 2.990×10^{-1} | 4.955×10^{-2} |
| $t\bar{t} + nj$ | 2.357×10^4 | 6.415×10^{-2} | 1.282×10^{-2} | 1.864×10^{-3} | 1.771×10^{-4} |

TABLE I: The two same-sign τ s selection flow table for HNLs with benchmark points of $M_N = 25, 50$ and 75 GeV with $U_{\tau N}^2 = 10^{-5}$. The preselection and invariant mass selection are written in the main text. The $A\epsilon$ for each selection is the total accepted efficiency in each step.

V. ANALYSIS AND RESULTS AT HL-LHC

A. Same-sign tau leptons plus a charged lepton

In this section, we display our results based on the simulation and analysis strategies in the previous section. First, we explain our results for the channel of two same-sign τ s, e/μ and mET . The cut flow tables for $M_N < m_W$ ($M_N = 25, 50, 75$ GeV) and $M_N > m_W$ ($M_N = 85, 100, 125, 150$ GeV) are shown in the Table I and Table II, respectively. Here we set $U_{\tau N}^2 = 10^{-5}$ for all benchmark points. We list three major SM backgrounds in these two tables: $W^\pm W^\pm W^\mp$, $W^+ W^- Z/H/\gamma$ and $t\bar{t} + nj$. The $t\bar{t} + nj$ is the dominant one among them before applying the selection cuts. On the other hand, the notation of **Preselection** includes Eqs. (3), (4) and (5) and **Invariant Mass Selection** includes Eqs. (9) and (10)

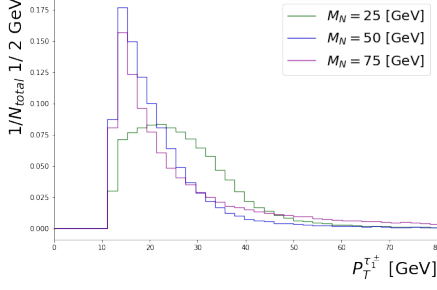
| Two Same-Sign τ s Selection Flow Table | | | | | | |
|---|------------------------|------------------------|--------------------------|------------------------|------------------------|--------------------------|
| Process | σ | Preselection | $P_T^{miss} < 85/2$ GeV | b veto | $H_T < 200$ GeV | Invariant Mass Selection |
| | (fb) | $A\epsilon$ (%) | $A\epsilon$ (%) | $A\epsilon$ (%) | $A\epsilon$ (%) | $A\epsilon$ (%) |
| $M_N = 85$ GeV | 1.102×10^{-2} | 2.488 | 1.525 | 1.484 | 1.321 | 1.124 |
| $W^\pm W^\pm W^\mp$ | 1.713×10^{-1} | 5.454 | 1.577 | 1.547 | 1.374 | 7.939×10^{-1} |
| $W^+ W^- Z/H/\gamma$ | 5.824×10^{-2} | 8.036 | 1.937 | 1.892 | 1.395 | 7.277×10^{-1} |
| $t\bar{t} + nj$ | 2.240×10^4 | 6.030×10^{-1} | 1.218×10^{-1} | 1.801×10^{-2} | 4.654×10^{-3} | 2.428×10^{-3} |
| Process | σ | Preselection | $P_T^{miss} < 100/2$ GeV | b veto | $H_T < 200$ GeV | Invariant Mass Selection |
| | (fb) | $A\epsilon$ (%) | $A\epsilon$ (%) | $A\epsilon$ (%) | $A\epsilon$ (%) | $A\epsilon$ (%) |
| $M_N = 100$ GeV | 8.461×10^{-3} | 2.834 | 1.702 | 1.656 | 1.447 | 1.144 |
| $W^\pm W^\pm W^\mp$ | 1.713×10^{-1} | 5.455 | 2.019 | 1.980 | 1.751 | 1.170 |
| $W^+ W^- Z/H/\gamma$ | 5.824×10^{-2} | 8.036 | 2.496 | 2.438 | 1.779 | 1.085 |
| $t\bar{t} + nj$ | 2.240×10^4 | 6.031×10^{-1} | 1.607×10^{-1} | 2.383×10^{-2} | 5.969×10^{-3} | 4.199×10^{-3} |
| Process | σ | Preselection | $P_T^{miss} < 125/2$ GeV | b veto | $H_T < 200$ GeV | Invariant Mass Selection |
| | (fb) | $A\epsilon$ (%) | $A\epsilon$ (%) | $A\epsilon$ (%) | $A\epsilon$ (%) | $A\epsilon$ (%) |
| $M_N = 125$ GeV | 3.486×10^{-3} | 8.227 | 5.871 | 5.708 | 4.683 | 4.087 |
| $W^\pm W^\pm W^\mp$ | 1.713×10^{-1} | 5.455 | 2.709 | 2.656 | 2.322 | 1.801 |
| $W^+ W^- Z/H/\gamma$ | 5.824×10^{-2} | 8.036 | 3.403 | 3.324 | 2.378 | 1.7103 |
| $t\bar{t} + nj$ | 2.240×10^4 | 6.031×10^{-1} | 2.280×10^{-1} | 3.420×10^{-2} | 8.044×10^{-3} | 6.526×10^{-3} |
| Process | σ | Preselection | $P_T^{miss} < 150/2$ GeV | b veto | $H_T < 200$ GeV | Invariant Mass Selection |
| | (fb) | $A\epsilon$ (%) | $A\epsilon$ (%) | $A\epsilon$ (%) | $A\epsilon$ (%) | $A\epsilon$ (%) |
| $M_N = 150$ GeV | 1.758×10^{-3} | 1.201×10^1 | 8.953 | 8.703 | 6.637 | 6.047 |
| $W^\pm W^\pm W^\mp$ | 1.713×10^{-1} | 5.455 | 3.297 | 3.231 | 2.788 | 2.340 |
| $W^+ W^- Z/H/\gamma$ | 5.824×10^{-2} | 8.036 | 4.200 | 4.099 | 2.864 | 2.264 |
| $t\bar{t} + nj$ | 2.240×10^4 | 6.031×10^{-1} | 2.951×10^{-1} | 4.361×10^{-2} | 9.966×10^{-3} | 8.853×10^{-3} |

TABLE II: The same as Table I, but for HNLs with benchmark points of $M_N = 85, 100, 125$ and 150 GeV with $U_{\tau N}^2 = 10^{-5}$.

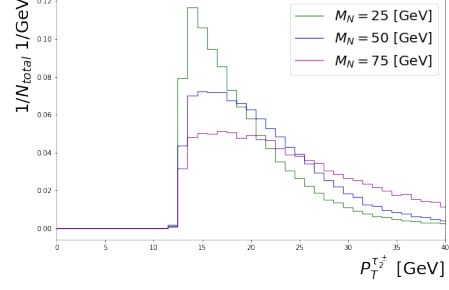
(when $M_N < m_W$).

For $M_N < m_W$, after passing all selection cuts, we can find the signal efficiencies around 0.49-0.57%, the efficiencies of $W^\pm W^\pm W^\mp$ and $W^+ W^- Z/H/\gamma$ are less than $6.8 \times 10^{-2}\%$ and $5.0 \times 10^{-2}\%$, and that of $t\bar{t} + nj$ is even smaller, less than $2.5 \times 10^{-5}\%$.⁷ Some kinematical distributions for the signal with $M_N = 25, 50$ and 75 GeV are shown in Fig. 9. Notice that the distributions in (e), (f), (g) and (h) pass the preselection criteria. All τ_1, τ_2 and ℓ_1 are relatively soft as shown in (a), (b) and (c) on Fig 9. In order to pick out these soft objects, we focus on low P_T regions as in Eq. (3). Similar to the soft charged leptons, the P_T^{miss} is also soft as shown in (d) in Fig 9, so we further reject the high P_T^{miss} regions as in Eq. (6). Finally, Eqs. (9) and (10) can help us to select the major parts of the signal as shown in (e) and (f) in Fig. 9. On the other hand, the transverse mass distribution for $M_T(P_T^{\tau_1^\pm}, P_T^{\tau_2^\pm}, P_T^{\ell_1^\mp}, P_T^{miss})$ and $M_T(P_T^{\tau_1^\pm}, P_T^{\ell_1^\mp}, P_T^{miss})$ in (g) and (h) in Fig. 9 clearly show the resonance structure of both m_W and M_N , respectively. In Fig. 10, we also display these

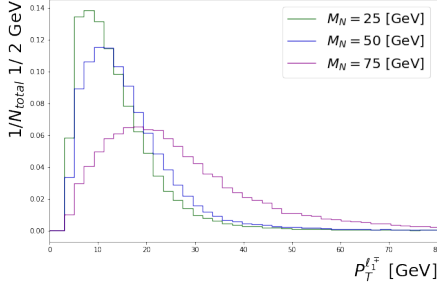
⁷ The tiny efficiency of $t\bar{t}+nj$ also causes unavoidable large statistical fluctuations, even we already generated more than 1.2×10^7 Monte Carlo events.



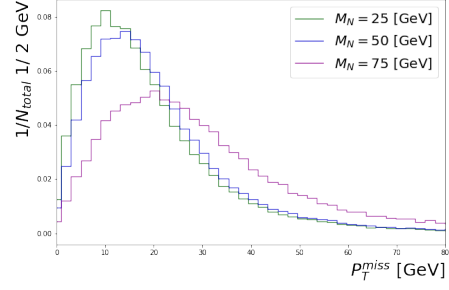
(a) The p_T distribution for leading τ^\pm



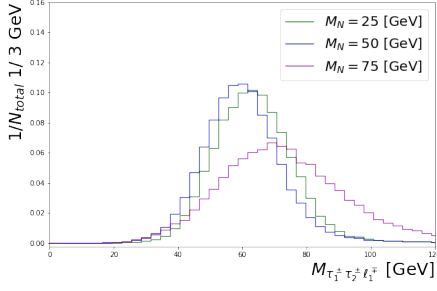
(b) The p_T distribution for subleading τ^\pm



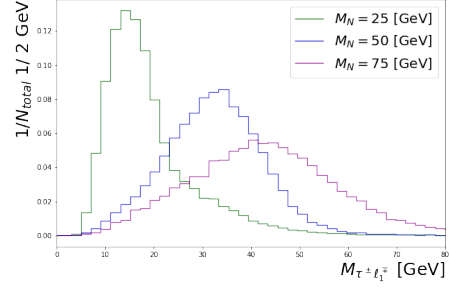
(c) The p_T distribution for leading ℓ^\mp



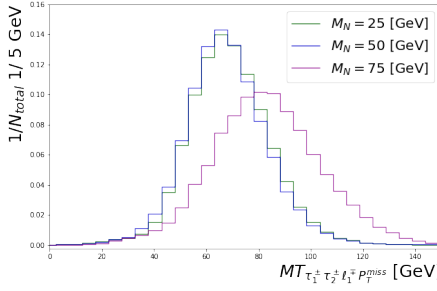
(d) The p_T distribution for missing energy



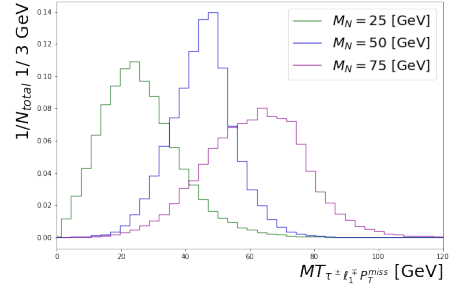
(e) The distribution for $M_{\tau_1^\pm \tau_2^\pm \ell_1^\mp}$



(f) The distribution for $M_{\tau^\pm \ell_1^\mp}$

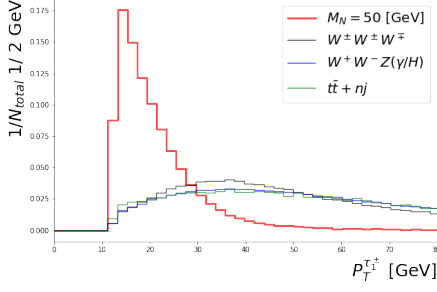


(g) The distribution for $MT_{\tau_1^\pm \tau_2^\pm \ell_1^\mp P_T^{miss}}$

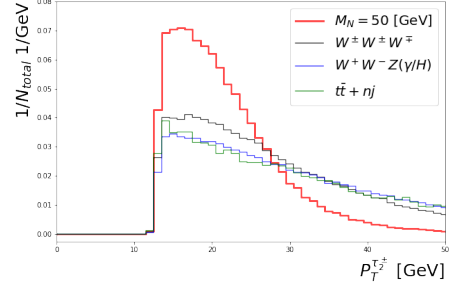


(h) The distribution for $MT_{\tau^\pm \ell_1^\mp P_T^{miss}}$

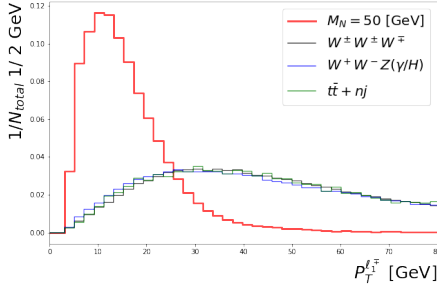
FIG. 9: **Two Same-Sign τ s**: Various kinematical distributions for the signal with the benchmark points of $M_N = 25, 50$ and 75 GeV. Notice the distributions in (e), (f), (g) and (h) passed the preselection criteria.



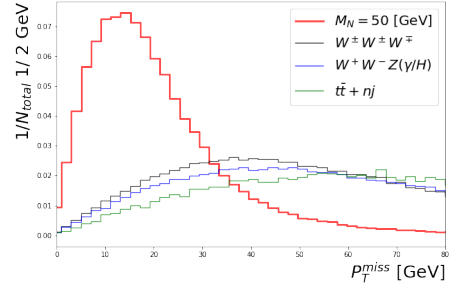
(a) The p_T distribution for leading τ^\pm



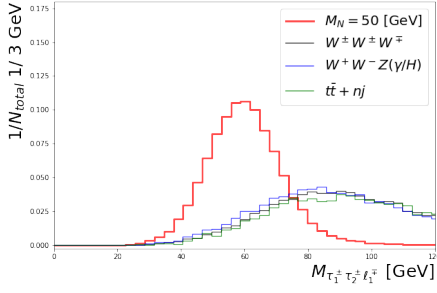
(b) The p_T distribution for subleading τ^\pm



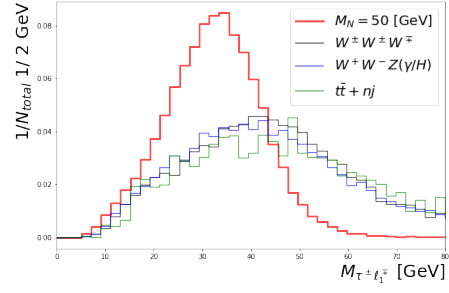
(c) The p_T distribution for leading ℓ^\pm



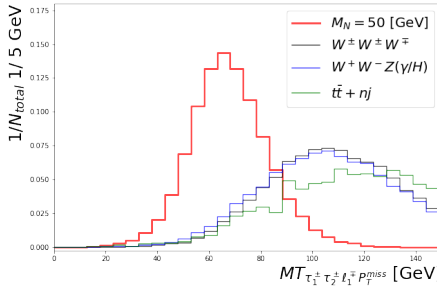
(d) The p_T distribution for missing energy



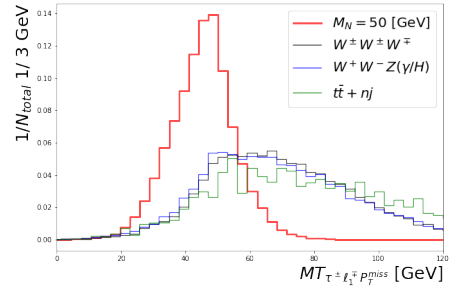
(e) The distribution for $M_{\tau_1^\pm \tau_2^\pm \ell_1^\pm}$



(f) The distribution for $M_{\tau^\pm \ell_1^\pm}$



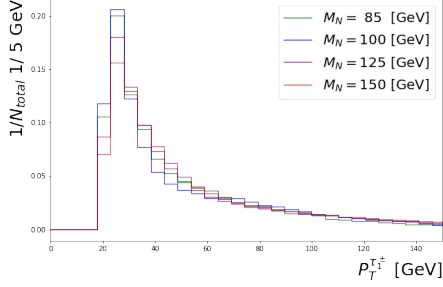
(g) The distribution for $MT_{\tau_1^\pm \tau_2^\pm \ell_1^\pm P_T^{miss}}$



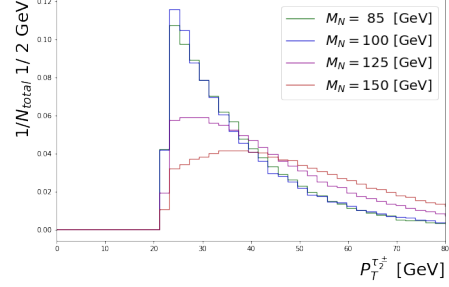
(h) The distribution for $MT_{\tau^\pm \ell_1^\pm P_T^{miss}}$

FIG. 10: The same as Fig. 9, but for the signal with the benchmark point of $M_N = 50$ GeV and major SM backgrounds.

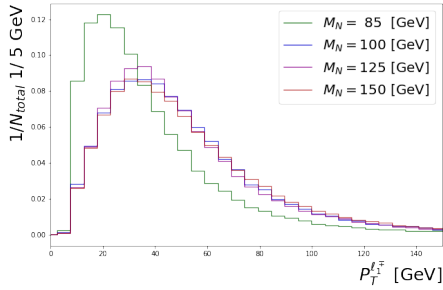
kinematical distributions for the signal $M_N = 50$ GeV and three major SM backgrounds. We can clearly see that these analysis strategies for this scenario in the previous section can successfully distinguish most parts of the signal from the SM backgrounds.



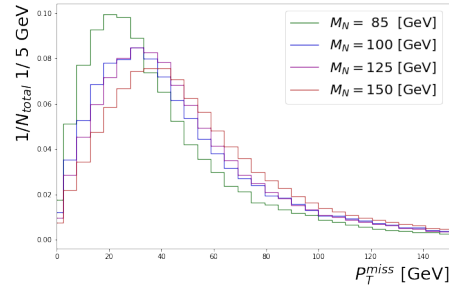
(a) The p_T distribution for leading τ^\pm



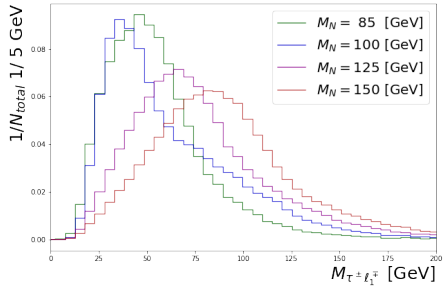
(b) The p_T distribution for subleading τ^\pm



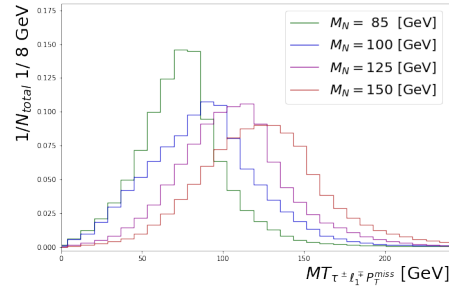
(c) The p_T distribution for leading ℓ^\mp



(d) The p_T distribution for missing energy



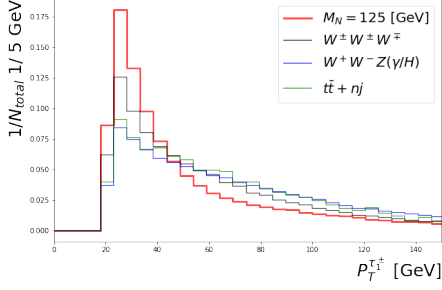
(e) The distribution for $M_{\tau^\pm \ell_1^\mp}$



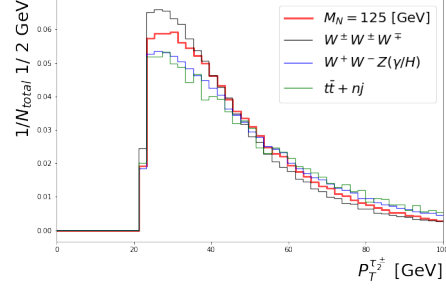
(f) The distribution for $MT_{\tau^\pm \ell_1^\mp} P_T^{miss}$

FIG. 11: **Two Same-Sign τ s**: various kinematical distributions for the signal with the benchmark points of $M_N = 85, 100, 125$ and 150 GeV. Notice the distributions in (e) and (f) passed the preselection criteria.

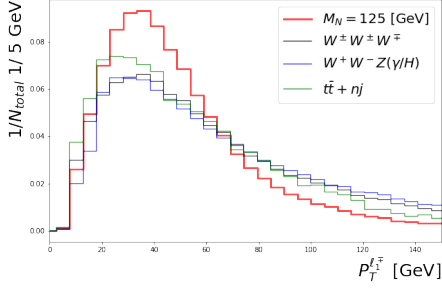
For $M_N > m_W$, after passing all selection cuts, we can find the signal efficiencies around 1.1-6.0%, the efficiencies of $W^\pm W^\pm W^\mp$ and $W^+ W^- Z/H/\gamma$ are less than 2.3%, and the efficiencies of $t\bar{t} + nj$ is even smaller, less than $8.9 \times 10^{-3}\%$. Some kinematical distributions for the signal with $M_N = 85, 100, 125$ and 150 GeV are shown in Fig. 11. Notice that the



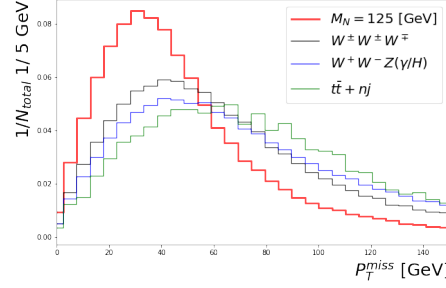
(a) The p_T distribution for leading τ^\pm



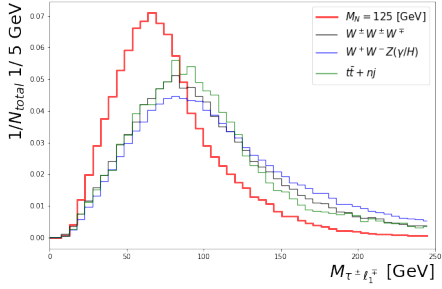
(b) The p_T distribution for subleading τ^\pm



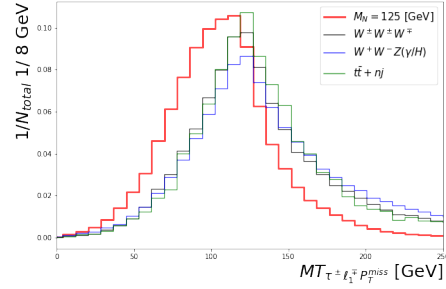
(c) The p_T distribution for leading ℓ^\mp



(d) The p_T distribution for missing energy



(e) The distribution for $M_{\tau^\pm \ell_1^\mp}$



(f) The distribution for $MT_{\tau^\pm \ell_1^\mp} p_T^{miss}$

FIG. 12: The same as Fig. 11, but for the signal with the benchmark point of $M_N = 125$ GeV and major SM backgrounds.

distributions in (e) and (f) pass the preselection criteria. In contrast to the case $M_N < m_W$, as shown in (a), (b) and (c) in Fig. 11, τ leptons and e/μ can have long tail P_T distributions with the increase in the mass of HNLs. We can also find most of P_T^{miss} distributions in this scenario are less than $M_N/2$ as shown in (d) in Fig. 11. For the benchmark points of $M_N > 85$ GeV, N decays into an on-shell W boson and a relatively soft τ because of the mass threshold. Thus, the subleading τ lepton shows a soft P_T spectrum especially for the low mass shown in panel (b) of Fig. 11. Both the invariant mass $M_{\tau^\pm \ell_1^\mp}$ (panel (e)) and the transverse mass (panel (f)) distributions clearly correlate with the mass of the HNL. In

Fig. 12, we also display these kinematical distributions for the signal benchmark $M_N = 125$ GeV and three major SM backgrounds. All the major backgrounds show relatively harder spectra in $P_T^{\ell_1^\mp}$, P_T^{miss} , $M_{\tau^\pm \ell_1^\mp}$, and $M_{T_{\tau^\pm \ell_1^\mp} P_T^{miss}}$. One can make use of these features to discriminate the signal from the backgrounds.

| Two Opposite-Sign τs Selection Flow Table | | | | | |
|---|------------------------|--|--|----------------------------------|--|
| Process | σ (fb) | Preselection $A\epsilon$ (%) | $P_T^{miss} < 40$ GeV $A\epsilon$ (%) | b veto $A\epsilon$ (%) | Invariant Mass Selection $A\epsilon$ (%) |
| $M_N = 25$ GeV | 2.291 | 8.487×10^{-1} | 7.629×10^{-1} | 7.478×10^{-1} | 6.132×10^{-1} |
| $W^\pm Z/H/\gamma$ | 1.599×10^2 | 7.696×10^{-1} | 5.737×10^{-1} | 5.652×10^{-1} | 1.700×10^{-2} |
| ZZ/γ | 2.400×10^1 | 7.990×10^{-1} | 7.066×10^{-1} | 6.967×10^{-1} | 3.970×10^{-2} |
| $\tau\tau + nj$ | 9.559×10^5 | 3.680×10^{-4} | 3.476×10^{-4} | 3.476×10^{-4} | 0 |
| $t\bar{t} + nj$ | 2.987×10^4 | 2.164×10^{-2} | 4.353×10^{-3} | 5.804×10^{-4} | 5.128×10^{-5} |
| $M_N = 50$ GeV | 2.052 | 6.320×10^{-1} | 5.581×10^{-1} | 5.450×10^{-1} | 4.791×10^{-1} |
| $W^\pm Z/H/\gamma$ | 1.599×10^2 | 7.696×10^{-1} | 5.737×10^{-1} | 5.652×10^{-1} | 5.430×10^{-2} |
| ZZ/γ | 2.400×10^1 | 7.990×10^{-1} | 7.066×10^{-1} | 6.967×10^{-1} | 9.740×10^{-2} |
| $\tau\tau + nj$ | 9.559×10^5 | 3.680×10^{-4} | 3.476×10^{-4} | 3.476×10^{-4} | 6.134×10^{-5} |
| $t\bar{t} + nj$ | 2.987×10^4 | 2.164×10^{-2} | 4.353×10^{-3} | 5.804×10^{-4} | 1.878×10^{-4} |
| $M_N = 75$ GeV | 9.104×10^{-2} | 4.364×10^{-1} | 3.429×10^{-1} | 3.368×10^{-1} | 1.619×10^{-1} |
| $W^\pm Z/H/\gamma$ | 1.599×10^2 | 7.696×10^{-1} | 5.737×10^{-1} | 5.652×10^{-1} | 5.860×10^{-2} |
| ZZ/γ | 2.400×10^1 | 7.990×10^{-1} | 7.066×10^{-1} | 6.967×10^{-1} | 1.010×10^{-2} |
| $\tau\tau + nj$ | 9.559×10^5 | 3.680×10^{-4} | 3.476×10^{-4} | 3.476×10^{-4} | 8.179×10^{-5} |
| $t\bar{t} + nj$ | 2.987×10^4 | 2.164×10^{-2} | 4.353×10^{-3} | 5.804×10^{-4} | 2.561×10^{-4} |

TABLE III: The two opposite-sign τs selection flow table for HNLs with benchmark points of $M_N = 25, 50$ and 75 GeV with $U_{\tau N}^2 = 10^{-5}$. The preselection and invariant mass selection are written in the main text. The $A\epsilon$ for each selection is the total accepted efficiency in each step.

B. Opposite-sign tau leptons plus a muon

Now we turn to our results for the channel of two opposite-sign τs , μ and mET . The cut flow tables for $M_N < m_W$ ($M_N = 25, 50, 75$ GeV) and $M_N > m_W$ ($M_N = 85, 100, 125, 150$ GeV) are shown in Tables III and IV, respectively. Again, we set $U_{\tau N}^2 = 10^{-5}$ for all

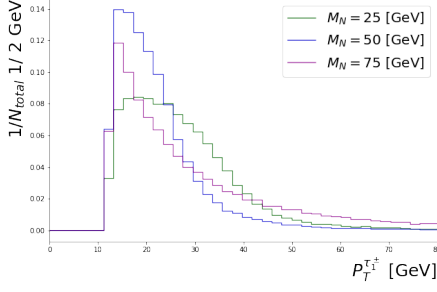
| Two Opposite-Sign τs Selection Flow Table | | | | | | |
|---|------------------------|------------------------|--------------------------|------------------------|------------------------|--------------------------|
| Process | σ | Preselection | $P_T^{miss} < 85/2$ GeV | b veto | $H_T < 200$ GeV | Invariant Mass Selection |
| | (fb) | $A\epsilon$ (%) | $A\epsilon$ (%) | $A\epsilon$ (%) | $A\epsilon$ (%) | $A\epsilon$ (%) |
| $M_N = 85$ GeV | 1.101×10^{-2} | 1.386 | 7.410×10^{-1} | 7.236×10^{-1} | 6.538×10^{-1} | 6.471×10^{-1} |
| $W^\pm Z/H/\gamma$ | 1.031×10^2 | 4.402 | 2.004 | 1.971 | 1.874 | 1.078 |
| ZZ/γ | 2.082×10^1 | 5.275 | 2.616 | 2.572 | 2.490 | 1.339 |
| $\tau\tau + nj$ | 9.561×10^5 | 2.024×10^{-4} | 1.518×10^{-4} | 1.417×10^{-4} | 1.214×10^{-4} | 1.012×10^{-4} |
| $t\bar{t} + nj$ | 2.864×10^4 | 2.712×10^{-1} | 4.881×10^{-2} | 7.395×10^{-3} | 20118×10^{-3} | 9.980×10^{-4} |
| Process | σ | Preselection | $P_T^{miss} < 100/2$ GeV | b veto | $H_T < 200$ GeV | Invariant Mass Selection |
| | (fb) | $A\epsilon$ (%) | $A\epsilon$ (%) | $A\epsilon$ (%) | $A\epsilon$ (%) | $A\epsilon$ (%) |
| $M_N = 100$ GeV | 8.745×10^{-3} | 1.723 | 9.382×10^{-1} | 9.144×10^{-1} | 8.201×10^{-1} | 8.140×10^{-1} |
| $W^\pm Z/H/\gamma$ | 1.031×10^2 | 4.402 | 2.403 | 2.363 | 2.232 | 1.516 |
| ZZ/γ | 2.082×10^1 | 5.275 | 3.078 | 3.026 | 2.916 | 1.938 |
| $\tau\tau + nj$ | 9.561×10^5 | 2.024×10^{-4} | 1.822×10^{-4} | 1.720×10^{-4} | 1.417×10^{-4} | 1.012×10^{-4} |
| $t\bar{t} + nj$ | 2.864×10^4 | 2.712×10^{-1} | 6.499×10^{-2} | 9.595×10^{-3} | 3.076×10^{-3} | 2.159×10^{-3} |
| Process | σ | Preselection | $P_T^{miss} < 125/2$ GeV | b veto | $H_T < 200$ GeV | Invariant Mass Selection |
| | (fb) | $A\epsilon$ (%) | $A\epsilon$ (%) | $A\epsilon$ (%) | $A\epsilon$ (%) | $A\epsilon$ (%) |
| $M_N = 125$ GeV | 3.597×10^{-3} | 4.683 | 3.186 | 3.101 | 2.609 | 2.605 |
| $W^\pm Z/H/\gamma$ | 1.031×10^2 | 4.402 | 2.927 | 2.875 | 2.694 | 2.154 |
| ZZ/γ | 2.082×10^1 | 5.275 | 3.694 | 3.630 | 3.472 | 2.778 |
| $\tau\tau + nj$ | 9.561×10^5 | 2.024×10^{-4} | 1.923×10^{-4} | 1.822×10^{-4} | 1.518×10^{-4} | 1.316×10^{-4} |
| $t\bar{t} + nj$ | 2.864×10^4 | 2.712×10^{-1} | 9.252×10^{-2} | 1.328×10^{-2} | 4.196×10^{-3} | 3.544×10^{-3} |
| Process | σ | Preselection | $P_T^{miss} < 150/2$ GeV | b veto | $H_T < 200$ GeV | Invariant Mass Selection |
| | (fb) | $A\epsilon$ (%) | $A\epsilon$ (%) | $A\epsilon$ (%) | $A\epsilon$ (%) | $A\epsilon$ (%) |
| $M_N = 150$ GeV | 1.800×10^{-3} | 6.746 | 4.808 | 4.682 | 3.630 | 3.626 |
| $W^\pm Z/H/\gamma$ | 1.031×10^2 | 4.402 | 3.314 | 3.254 | 3.020 | 2.631 |
| ZZ/γ | 2.082×10^1 | 5.275 | 4.125 | 4.051 | 3.844 | 3.378 |
| $\tau\tau + nj$ | 9.561×10^5 | 2.024×10^{-4} | 1.923×10^{-4} | 1.822×10^{-4} | 1.518×10^{-4} | 1.518×10^{-4} |
| $t\bar{t} + nj$ | 2.864×10^4 | 2.712×10^{-1} | 1.209×10^{-1} | 1.719×10^{-2} | 5.214×10^{-3} | 4.643×10^{-3} |

TABLE IV: The same as Tab. III, but for HNLs with benchmark points of $M_N = 85, 100, 125$ and 150 GeV with $U_{\tau N}^2 = 10^{-5}$.

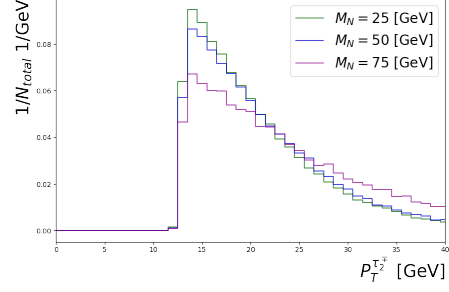
benchmark points. We list four major SM backgrounds in these two tables: $W^\pm Z/H/\gamma$, ZZ/γ , $\tau\tau + nj$ and $t\bar{t} + nj$. The $\tau\tau + nj$ is the dominant one among them. The notation of **Preselection** includes Eqs. (11), (12) and (5) and **Invariant Mass Selection** includes Eqs. (9) and (13) (when $M_N < m_W$).

For $M_N < m_W$, after passing all selection cuts, we can find the signal efficiencies around 0.16-0.61%, the efficiencies of $W^\pm Z/H/\gamma$ and ZZ/γ are less than $5.9 \times 10^{-2}\%$ and $9.7 \times 10^{-2}\%$, and that of $\tau\tau + nj$ and $t\bar{t} + nj$ are even smaller, less than $8.2 \times 10^{-5}\%$ and $5.1 \times 10^{-5}\%$, respectively. ⁸ Various kinematical distributions for the signal with $M_N = 25, 50$ and 75 GeV are shown in Fig. 13. These distributions are similar to Fig. 9 except for panels (a), (b) and (c) in Fig. 13. This is due to the different helicity structures between $N \rightarrow \tau^+ l_\alpha^- \bar{\nu}_\alpha$ and $N \rightarrow \tau^- l_\alpha^+ \nu_\alpha$ that involve the W propagator with only the left-handed interaction, and

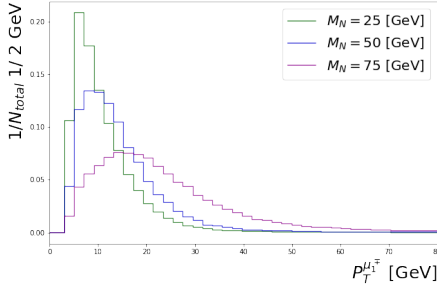
⁸ Again, the tiny efficiencies of $\tau\tau + nj$ and $t\bar{t} + nj$ also cause unavoidable large statistical fluctuations, even we already generated more than 5×10^6 and 4×10^6 Monte Carlo events for them separately.



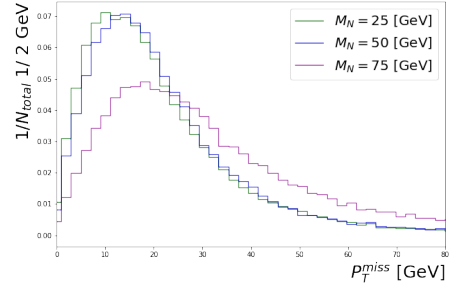
(a) The p_T distribution for leading τ^\pm



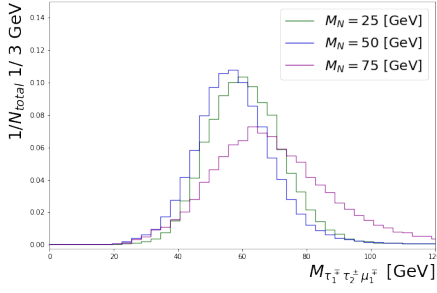
(b) The p_T distribution for subleading τ^\mp



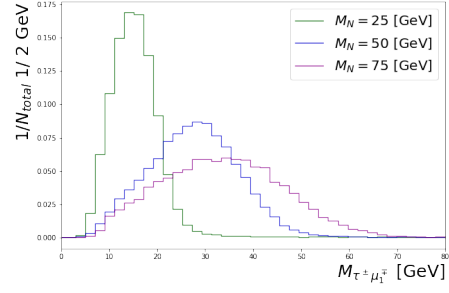
(c) The p_T distribution for leading μ^\mp



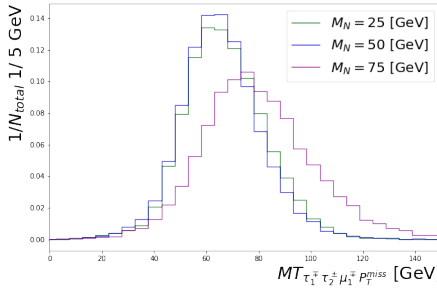
(d) The p_T distribution for missing energy



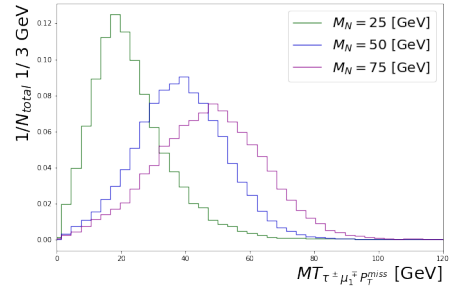
(e) The distribution for $M_{\tau_1^\mp \tau_2^\pm \mu_1^\mp}$



(f) The distribution for $M_{\tau^\pm \mu_1^\mp}$

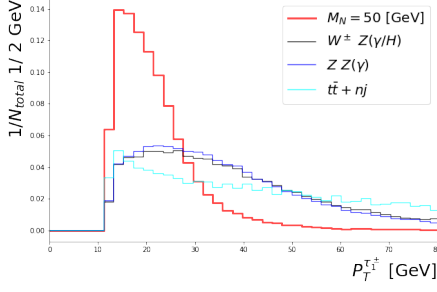


(g) The distribution for $MT_{\tau_1^\mp \tau_2^\pm \mu_1^\mp p_T^{miss}}$

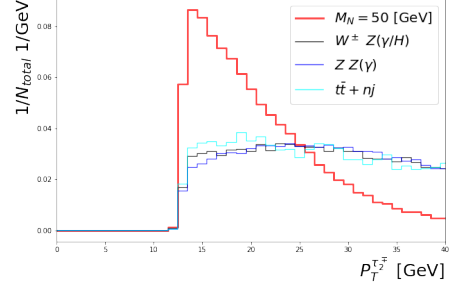


(h) The distribution for $MT_{\tau^\pm \mu_1^\mp p_T^{miss}}$

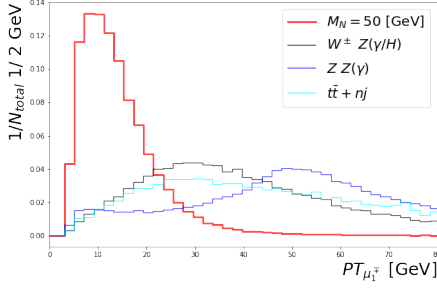
FIG. 13: **Two Opposite-Sign τ s**: various kinematical distributions for the signal with the benchmark points of $M_N = 25, 50$ and 75 GeV. Notice the distributions in (e), (f), (g) and (h) passed the preselection criteria.



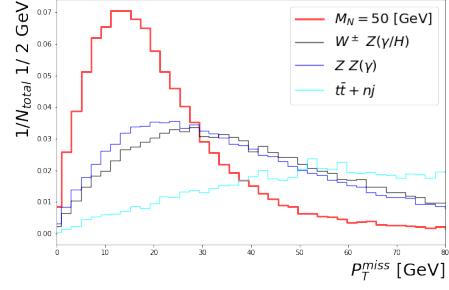
(a) The p_T distribution for leading τ^\pm



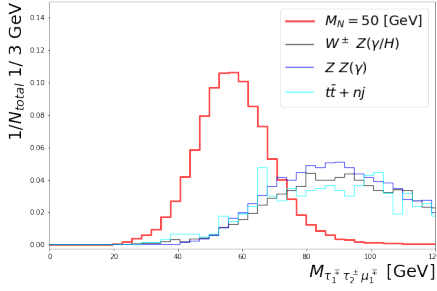
(b) The p_T distribution for subleading τ^\pm



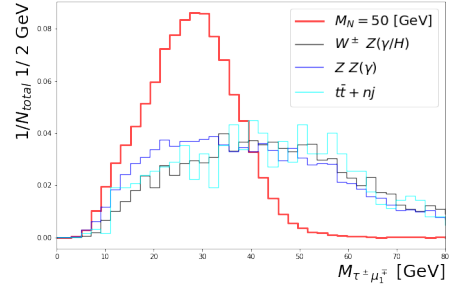
(c) The p_T distribution for leading μ^\pm



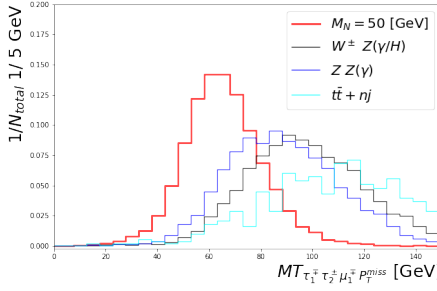
(d) The p_T distribution for missing energy



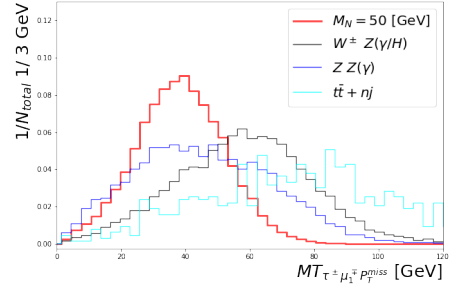
(e) The distribution for $M_{\tau_1^\pm \tau_2^\pm \mu_1^\pm}$



(f) The distribution for $M_{\tau^\pm \mu_1^\pm}$



(g) The distribution for $MT_{\tau_1^\pm \tau_2^\pm \mu_1^\pm p_T^{miss}}$



(h) The distribution for $MT_{\tau^\pm \mu_1^\pm p_T^{miss}}$

FIG. 14: The same as Fig. 13, but for the signal with the benchmark point of $M_N = 50$ GeV and major SM backgrounds.

causing the variation of P_T^l and P_T^τ distributions. In Fig 14, we also display these kinematical distributions for the signal $M_N = 50$ GeV and three major SM backgrounds. We do not show kinematical distributions for $\tau\tau + nj$ process because only very few events can pass the preselection criteria. As we expected, these selection criteria can also successfully distinguish most parts of the signal from SM backgrounds.

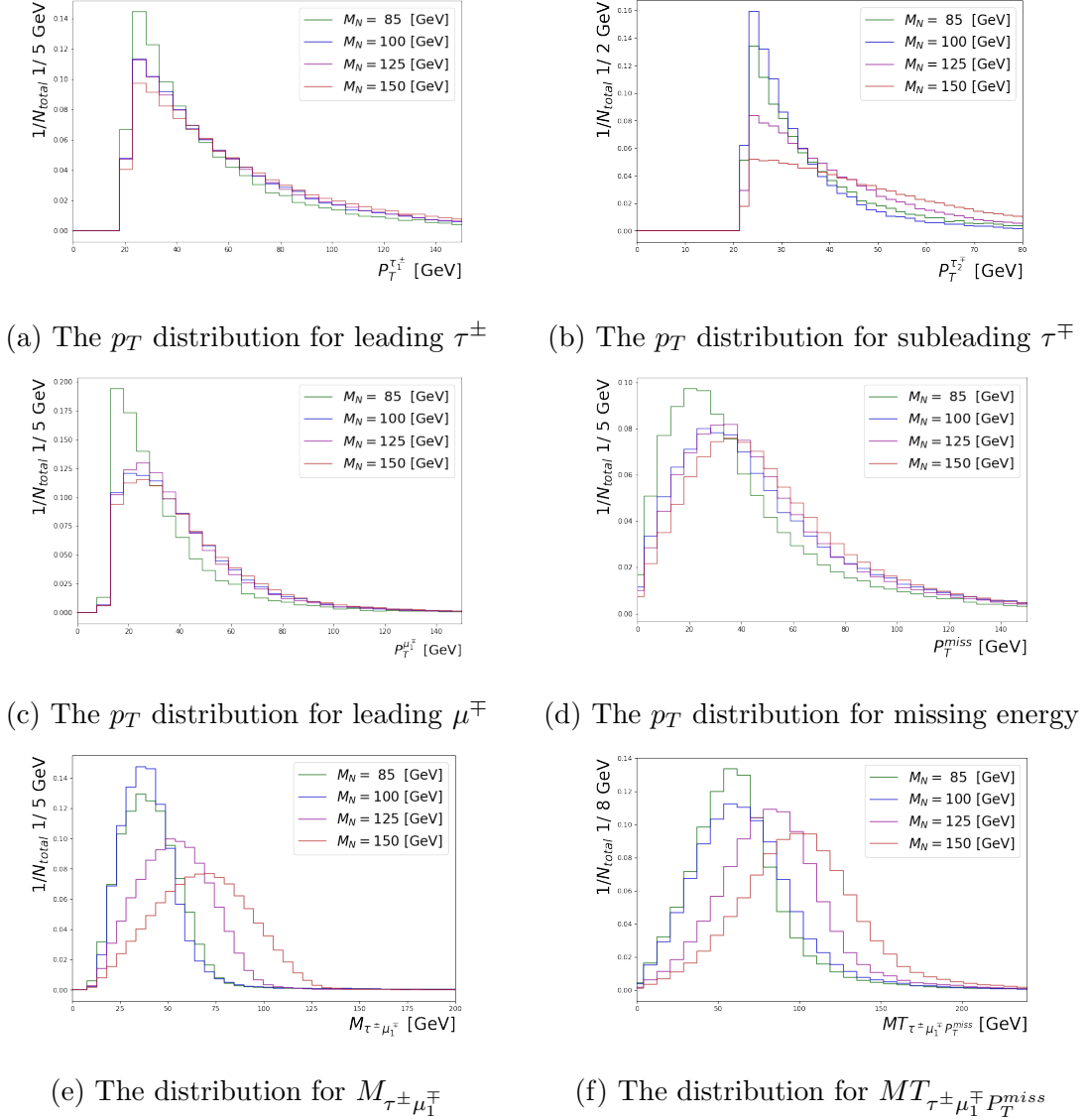
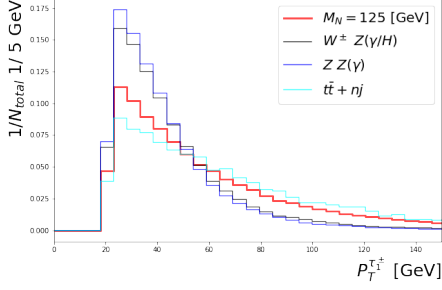
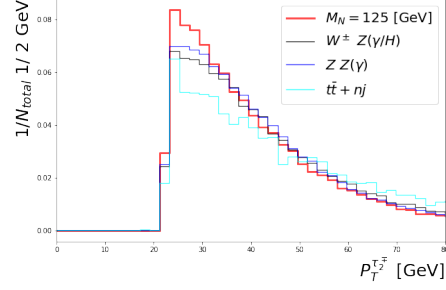


FIG. 15: **Two Opposite-Sign τ s**: various kinematical distributions for the signal with the benchmark points of $M_N = 85, 100, 125$ and 150 GeV. Notice the distributions in (e) and (f) passed the preselection criteria.

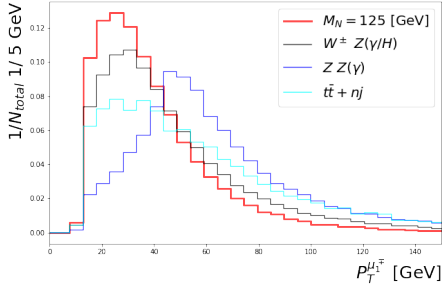
For $M_N > m_W$, after imposing all selection cuts, we can find the signal efficiencies around 0.65-3.63%, the efficiencies of $W^\pm Z/H/\gamma$ and ZZ/γ are less than 2.63% and 3.38%, and those



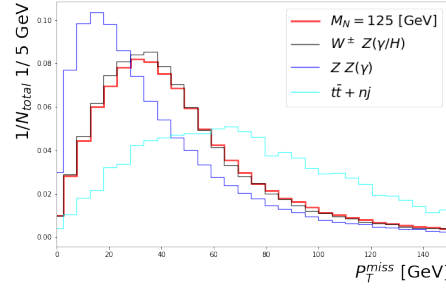
(a) The p_T distribution for leading τ^\pm



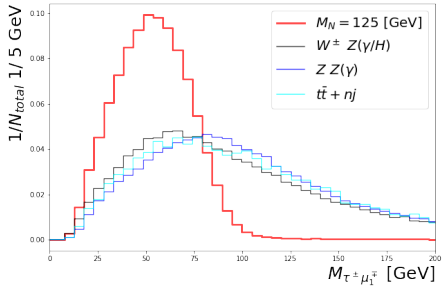
(b) The p_T distribution for subleading τ^\pm



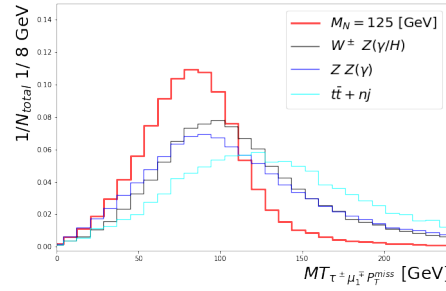
(c) The p_T distribution for leading μ^\pm



(d) The p_T distribution for missing energy



(e) The distribution for $M_{\tau^\pm \mu_1^\mp}$



(f) The distribution for $MT_{\tau^\pm \mu_1^\mp} p_T^{miss}$

FIG. 16: The same as Fig. 15 but for the signal with the benchmark point of $M_N = 125$ GeV and major SM backgrounds.

of $\tau\tau + nj$ and $t\bar{t} + nj$ are even smaller, less than $1.52 \times 10^{-4}\%$ and $4.64 \times 10^{-3}\%$, respectively. Various kinematical distributions for the signal with $M_N = 85, 100, 125$ and 150 GeV are shown in Fig. 15. Again, these distributions are similar to Fig. 11. In Fig. 16, we also display these kinematical distributions for the signal $M_N = 125$ GeV and three major SM backgrounds. Again, kinematical distributions for $\tau\tau + nj$ process are not shown in Fig. 16 for the same reason. It is clear that both $M_{\tau^\pm \mu_1^\mp}$ and $MT_{\tau^\pm \mu_1^\mp} p_T^{miss}$ are useful variables to discriminate the HNL signal from the backgrounds.

Finally, the interpretation of our signal-background analysis results at $\sqrt{s} = 14$ TeV with

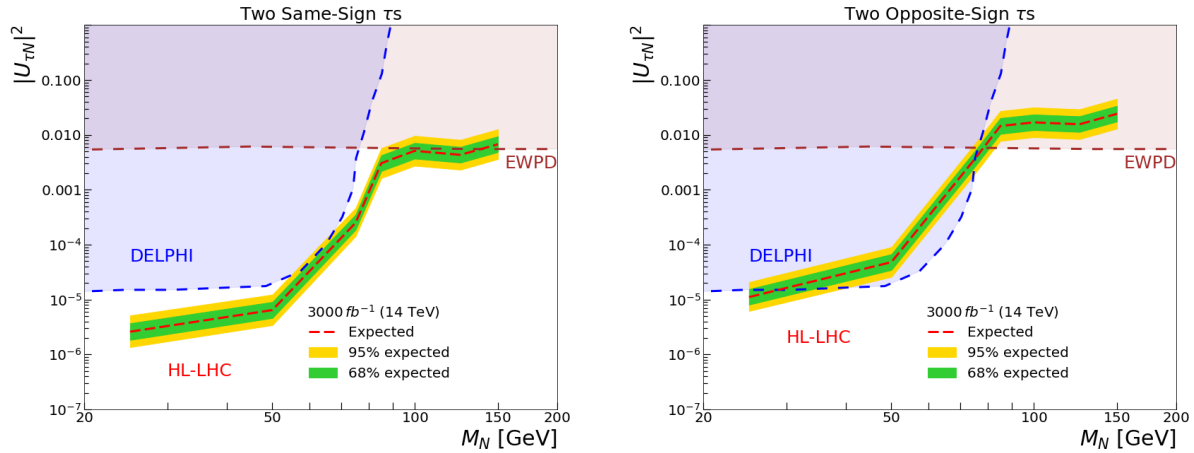


FIG. 17: The expected sensitivity reach of $|U_{\tau N}|^2$ as a function of the mass M_N of the HNL for the same-sign τ selection (left panel) and opposite-sign τ selection (right panel) at $\sqrt{s} = 14$ TeV with an integrated luminosity $\mathcal{L} = 3000 fb^{-1}$. The exclusion region at 95% (68%) CL in the M_N vs. $|U_{\tau N}|^2$ plane is shown in the yellow (green) band. The constraints from EWPD and DELPHI of Fig. 6 are added for comparison.

an integrated luminosity $\mathcal{L} = 3000 fb^{-1}$ is presented in the left (right) panel of Fig. 17 for two-same-sign τ selection (two-opposite-sign τ selection). The exclusion region at 95% (68%) CL in the M_N vs. $|U_{\tau N}|^2$ plane is shown in the yellow (green) band. Those SM backgrounds without MLM matching could have some level of theoretical uncertainties coming from higher order corrections as large as $+(50-100)\%$. Here we take into account these uncertainties by allowing a factor of 2 in the background calculation as a conservative estimation. The constraints from EWPD and DELPHI of Fig. 6 are added for comparison. We estimate the background uncertainties as \sqrt{B} (we consider only the statistical one in this work) in the CLs method [91] where B is the total background event numbers. Also, the background-only hypothesis is assumed and Gaussian distributions are used for nuisance parameters. The **RooStats** package [92] is applied to estimate the confident interval with Asymptotic calculator and one-sided Profile Likelihood. We observe that the sensitivity bounds from HL-LHC can be stronger than LEP and EWPD constraints in some parameter space, especially for two-same-sign τ selection which can reach down to $|U_{\tau N}|^2 \approx 5 \times 10^{-6}$ for $M_N \lesssim 50$ GeV. These regions are close to the boundaries between the prompt and long-lived decays of HNLs at the LHC scale. Hence, our study in this paper can serve as a complementary sensitivity

reach of Ref. [33] to make HNL searches in the channel $pp \rightarrow W^{\pm(*)} + X \rightarrow \tau^{\pm}N + X$ more complete.

VI. CONCLUSIONS

The puzzle of tiny neutrino masses and the origin of the matter-antimatter asymmetry of the Universe are two vital issues beyond the standard model. Electroweak scale Type-I seesaw mechanism is one of the highly-motivated proposals to explain them simultaneously while maintaining the detectability of the new particles. The model can be tested in present or near-future experiments including the LHC to tell if one or more heavy neutral leptons exist at the electroweak scale. The discovery of heavy neutral leptons will become a concrete evidence of new physics without any doubt.

Among numerous ways to search for heavy neutral leptons in various mass ranges, the LHC can still serve as the most powerful machine to probe $\mathcal{O}(10 - 100)$ GeV heavy neutral leptons in the present as shown in Figs. 4 and 5. Since there are fewer collider studies of the mixing between ν_{τ} and HNL in literature compared with those of ν_e and ν_{μ} for the HNL of mass in the electroweak scale as shown in Fig. 6, we focus on the channel $pp \rightarrow W^{\pm(*)} + X \rightarrow \tau^{\pm}N + X$ to search for heavy neutral leptons at the LHC 14 TeV in this work.

The targeted signature in this study consists of three prompt charged leptons which includes at least two tau leptons. We further classify our simulations and event selections according to two same-sign τ s *or* two opposite-sign τ s for revealing the Majorana nature of heavy neutral leptons. After the signal-background analysis, we can observe these event selections can pick out most parts of the signal against SM backgrounds, especially for the $M_N < m_W$ benchmark points as shown in Tables I and III and Figs. 10, 14. We summarize our predictions for the testable bounds from HL-LHC in Fig. 17 which is stronger than the previous LEP constraint and Electroweak Precision Data (EWPD). It is obvious that the selection of two same-sign τ s is more powerful than two opposite-sign τ s and it can reach down to $|U_{\tau N}|^2 \approx 5 \times 10^{-6}$ for $M_N \lesssim 50$ GeV. We should emphasize even this work is based in the context of ν MSM with Majorana neutrinos, our analysis can also be applied to models with Dirac-like/pseudo-Dirac heavy neutrinos with and without charged lepton flavor violation.

ACKNOWLEDGMENT

The work of H.I. was partially supported by JSPS KAKENHI Grant Number 18H03708. The work of Y.-L.C. and K.C. was supported by the Taiwan MoST with the grant number MOST-107-2112- M-007-029-MY3.

Appendix A: Formulas for Heavy Neutral Lepton partial decay widths

For the low mass region ($M_N \ll m_{W,Z}$), we follow the calculations in Ref. [17, 93, 94] for the partial decay widths of N . Notice that we consider the inclusive approach, and take the parameter $\mu_0 \sim m_{\eta'} = 957.78 \pm 0.06$ MeV for the mass threshold from which we start taking into account hadronic contributions via $q\bar{q}$ production.

1. For $N \rightarrow l_\alpha^- l_\beta^+ \nu_\beta, N \rightarrow l_\alpha^+ l_\beta^- \bar{\nu}_{l_\beta}$ and $\alpha \neq \beta$

$$\begin{aligned} \Gamma(N \rightarrow l_\alpha^- l_\beta^+ \nu_\beta) &= \Gamma(N \rightarrow l_\alpha^+ l_\beta^- \bar{\nu}_\beta) \\ &= |U_{\alpha N}|^2 \frac{G_F^2}{192\pi^3} M_N^5 I_1(y_{l_\alpha}, y_{\nu_\beta}, y_{l_\beta}) \\ &\equiv |U_{\alpha N}|^2 \Gamma^{(l_\alpha l_\beta \nu_\beta)}. \end{aligned} \quad (\text{A1})$$

2. For $N \rightarrow \nu_\alpha l_\beta^- l_\beta^+, N \rightarrow \bar{\nu}_\alpha l_\beta^+ l_\beta^-$

$$\begin{aligned} \Gamma(N \rightarrow \nu_\alpha l_\beta^- l_\beta^+) &= \Gamma(N \rightarrow \bar{\nu}_\alpha l_\beta^+ l_\beta^-) \\ &= |U_{\alpha N}|^2 \frac{G_F^2}{96\pi^3} M_N^5 \left[(g_L^l g_R^l + \delta_{l_\alpha l_\beta} g_R^l) I_2(y_{\nu_\alpha}, y_{l_\beta}, y_{l_\beta}) \right. \\ &\quad \left. + \left((g_L^l)^2 + (g_R^l)^2 + \delta_{l_\alpha l_\beta} (1 + 2g_L^l) \right) I_1(y_{\nu_\alpha}, y_{l_\beta}, y_{l_\beta}) \right] \\ &\equiv |U_{\alpha N}|^2 \Gamma^{(\nu_\alpha l_\beta l_\beta)}. \end{aligned} \quad (\text{A2})$$

3. For $N \rightarrow \nu_\alpha \nu_\beta \bar{\nu}_{l_\beta}, N \rightarrow \bar{\nu}_\alpha \bar{\nu}_\beta \nu_\beta$

$$\begin{aligned} \sum_{\beta=e,\mu,\tau} \Gamma(N \rightarrow \nu_\alpha \nu_\beta \bar{\nu}_{l_\beta}) &= \sum_{\beta=e,\mu,\tau} \Gamma(N \rightarrow \bar{\nu}_\alpha \bar{\nu}_\beta \nu_\beta) \\ &= |U_{\alpha N}|^2 \frac{G_F^2}{96\pi^3} M_N^5 \\ &\equiv |U_{\alpha N}|^2 \Gamma^{(3\nu)}. \end{aligned} \quad (\text{A3})$$

4. For $N \rightarrow l_\alpha^- U \bar{D}, N \rightarrow l_\alpha^+ \bar{U} D$

$$\begin{aligned} \Gamma(N \rightarrow l_\alpha^- U \bar{D}) &= \Gamma(N \rightarrow l_\alpha^+ \bar{U} D) \\ &= |U_{\alpha N}|^2 |V_{UD}|^2 \frac{G_F^2}{64\pi^3} M_N^5 I_1(y_{l_\alpha}, y_U, y_D) \\ &\equiv |U_{l_\alpha N}|^2 \Gamma^{(l_\alpha U D)}. \end{aligned} \quad (\text{A4})$$

5. For $N \rightarrow \nu_\alpha q \bar{q}, N \rightarrow \bar{\nu}_\alpha \bar{q} q$

$$\begin{aligned}
\Gamma(N \rightarrow \nu_\alpha q \bar{q}) &= \Gamma(N \rightarrow \bar{\nu}_\alpha \bar{q} q) \\
&= |U_{\alpha N}|^2 \frac{G_F^2}{32\pi^3} M_N^5 \left[g_L^q g_R^q I_2(y_{\nu_\alpha}, y_q, y_q) + \left((g_L^q)^2 + (g_R^q)^2 \right) I_1(y_{\nu_\alpha}, y_q, y_q) \right] \\
&\equiv |U_{\alpha N}|^2 \Gamma^{\nu q q}.
\end{aligned} \tag{A5}$$

Here we denoted $y_i = m_i/M_N$ with $m_i = m_{i,q}$ and $U = u, c, D = d, s, b$ and $q = u, d, c, s, b$. For lepton and quark masses, we apply the values from PDG 2018 [69].

The SM neutral current couplings of leptons and quarks are

$$\begin{aligned}
g_L^l &= -\frac{1}{2} + \sin^2 \theta_W, & q_L^U &= \frac{1}{2} - \frac{2}{3} \sin^2 \theta_W, & q_L^D &= -\frac{1}{2} + \frac{1}{3} \sin^2 \theta_W, \\
g_R^l &= \sin^2 \theta_W, & q_R^U &= -\frac{2}{3} \sin^2 \theta_W, & q_R^D &= \frac{1}{3} \sin^2 \theta_W.
\end{aligned} \tag{A6}$$

The kinematical functions used above are

$$\lambda(x, y, z) = x^2 + y^2 + z^2 - 2xy - 2yz - 2xz, \tag{A7}$$

$$I_1(x, y, z) = 12 \int_{(x+y)^2}^{(1-z)^2} \frac{ds}{s} (s - x^2 - y^2) (1 + z^2 - s) \lambda^{1/2}(s, x^2, y^2) \lambda^{1/2}(1, s, z^2), \tag{A8}$$

$$I_2(x, y, z) = 24yz \int_{(y+z)^2}^{(1-x)^2} \frac{ds}{s} (1 + x^2 - s) \lambda^{1/2}(s, y^2, z^2) \lambda^{1/2}(1, s, x^2). \tag{A9}$$

For the medium mass region ($M_N \lesssim m_t$), we take into account the both effects of on-shell and off-shell W and Z bosons by including the width of these gauge bosons in the propagators. We follow the calculations in Ref. [17, 95] for the the partial decay widths of N . Notice all the SM fermion masses of the final states have been neglected to simplify our calculations.

1. For $N \rightarrow l_\alpha^- l_\beta^+ \nu_\beta, N \rightarrow l_\alpha^+ l_\beta^- \bar{\nu}_\beta$ and $\alpha \neq \beta$

$$\begin{aligned}
\Gamma(N \rightarrow l_\alpha^- l_\beta^+ \nu_\beta) &= \Gamma(N \rightarrow l_\alpha^+ l_\beta^- \bar{\nu}_\beta) \\
&= |U_{\alpha N}|^2 F_N(M_N, m_W, \Gamma_W) \\
&\equiv |U_{l_1 N}|^2 \Gamma^{(l_1 l_2 \nu)}.
\end{aligned} \tag{A10}$$

2. For $N \rightarrow \nu_\alpha l_\beta^- l_\beta^+$, $N \rightarrow \bar{\nu}_\alpha l_\beta^+ l_\beta^-$

$$\begin{aligned}
\Gamma(N \rightarrow \nu_\alpha l_\beta^- l_\beta^+) &= \Gamma(N \rightarrow \bar{\nu}_\alpha l_\beta^+ l_\beta^-) \\
&= |U_{\alpha N}|^2 \left[F_N(M_N, m_W, \Gamma_W) + 3 \left((g_L^l)^2 + (g_R^l)^2 \right) F_N(M_N, m_Z, \Gamma_Z) \right. \\
&\quad \left. + 2g_L^l F_S(M_N, m_W, \Gamma_W, m_Z, \Gamma_Z) \right] \\
&\equiv |U_{\alpha N}|^2 \Gamma^{(l_2 l_2 \nu)}.
\end{aligned} \tag{A11}$$

3. For $N \rightarrow \nu_\alpha \nu_\beta \bar{\nu}_\beta$, $N \rightarrow \bar{\nu}_\alpha \bar{\nu}_\beta \nu_\beta$

$$\begin{aligned}
\sum_{\beta=e,\mu,\tau} \Gamma(N \rightarrow \nu_\alpha \nu_\beta \bar{\nu}_\beta) &= \sum_{\beta=e,\mu,\tau} \Gamma(N \rightarrow \bar{\nu}_\alpha \bar{\nu}_\beta \nu_\beta) \\
&= |U_{\alpha N}|^2 \frac{1}{4} (2 + 4) F_N(M_N, m_Z, \Gamma_Z) \\
&\equiv |U_{\alpha N}|^2 \Gamma^{(3\nu)}.
\end{aligned} \tag{A12}$$

4. For $N \rightarrow l_\alpha^- U \bar{D}$, $N \rightarrow l_\alpha^+ \bar{U} D$

$$\begin{aligned}
\Gamma(N \rightarrow l_\alpha^- U \bar{D}) &= \Gamma(N \rightarrow l_\alpha^+ \bar{U} D) \\
&= |U_{\alpha N}|^2 |V_{UD}|^2 N_c F_N(M_N, m_W, \Gamma_W) \\
&\equiv |U_{\alpha N}|^2 \Gamma^{(UD)}.
\end{aligned} \tag{A13}$$

5. For $N \rightarrow \nu_\alpha q \bar{q}$, $N \rightarrow \bar{\nu}_\alpha \bar{q} q$

$$\begin{aligned}
\Gamma(N \rightarrow \nu_\alpha q \bar{q}) &= \Gamma(N \rightarrow \bar{\nu}_\alpha \bar{q} q) \\
&= |U_{\alpha N}|^2 N_c \left((g_L^q)^2 + (g_R^q)^2 \right) F_N(M_N, m_Z, \Gamma_Z) \\
&\equiv |U_{\alpha N}|^2 \Gamma^{(\nu q q)}.
\end{aligned} \tag{A14}$$

where $N_c = 3$ is the number of color degrees of freedom for quarks.

The functions F_N is

$$F_N(M_N, m_W, \Gamma_W) = \frac{G_F^2 M_N}{\pi^3} \int_0^{\frac{M_N}{2}} dE_1 \int_{\frac{M_N}{2} - E_1}^{\frac{M_N}{2}} \left(|P_W|^2 \frac{1}{2} (M_N - 2E_2) E_2 \right) dE_2, \tag{A15}$$

where P_W comes from the propagator of the W boson with the form,

$$P_W = \frac{m_W^2}{q^2 - m_W^2 + i\Gamma_W m_W}, \tag{A16}$$

where $q^2 = M_N^2 - 2M_N E_1$ and Γ_W is the total decay width of W . We can simply obtain $F_N(M_N, m_Z, \Gamma_Z)$ by taking $(m_W, \Gamma_W) \rightarrow (m_Z, \Gamma_Z)$.

On the other hand, the function F_S is given by

$$F_S = \frac{G_F^2 M_N}{\pi^3} \int_0^{\frac{M_N}{2}} dE_1 \int_{\frac{M_N}{2} - E_1}^{\frac{M_N}{2}} \left((P_W P_Z^* + P_W^* P_Z) \frac{1}{2} (M_N - 2E_2) E_2 \right) dE_2, \quad (\text{A17})$$

and P_Z comes from the propagator of the Z boson with the form,

$$P_Z = \frac{m_Z^2}{q_3^2 - m_Z^2 + i\Gamma_Z m_Z}, \quad (\text{A18})$$

where $q_3^2 = M_N^2 - 2M_N E_3$ with $E_3 = M_N - E_1 - E_2$ considering the decay of N at rest.

Besides, we also take into account the N partial decay width to the Higgs boson and an active neutrino when N is heavier than the Higgs boson,

$$\Gamma(N \rightarrow \nu_\alpha H) = \frac{g^2}{64\pi m_W^2} |U_{\alpha N}|^2 M_N^3 \left(1 - \frac{m_H^2}{M_N^2} \right)^2 \quad (\text{A19})$$

$$\equiv |U_{\alpha N}|^2 \Gamma(\nu H). \quad (\text{A20})$$

Finally, we represent the total decay width of N as

$$\Gamma_N = \sum_{\alpha, \beta, \mathcal{H}} \left[2 \times \Gamma(N \rightarrow l_\alpha^- \mathcal{H}^+) + 2 \times \Gamma(N \rightarrow l_\alpha^- l_\beta^+ \nu_\beta) + \Gamma(N \rightarrow \nu_\beta \mathcal{H}^0) \right] \quad (\text{A21})$$

$$+ \Gamma(N \rightarrow l_\beta^- l_\beta^+ \nu_\alpha) + \Gamma(N \rightarrow \nu_\alpha \nu_\beta \bar{\nu}_\beta) \Big] + \Gamma(N \rightarrow \nu_\alpha H), \quad (\text{A22})$$

where we denoted the hadronic states $\mathcal{H}^+ = \bar{d}u, \bar{s}u, \bar{d}c, \bar{s}c, \bar{b}u, \bar{b}c$ and $\mathcal{H}^0 = \bar{q}q$. Then we further simplify Γ_N as

$$\Gamma_N = a_e(M_N) \cdot |U_{eN}|^2 + a_\mu(M_N) \cdot |U_{\mu N}|^2 + a_\tau(M_N) \cdot |U_{\tau N}|^2, \quad (\text{A23})$$

where

$$a_\alpha(M_N) = 2 \times \Gamma^{(l_\alpha \mathcal{H})} + \Gamma^{(\nu \mathcal{H})} + \Gamma^{(3\nu)} + \sum_\beta \left(\Gamma^{(l_\beta l_\beta \nu)} + 2 \times \Gamma^{(l_\alpha l_\beta \nu)} \right) + \Gamma^{(\nu H)}, \quad (\text{A24})$$

with $\alpha, \beta = e, \mu, \tau$.

Appendix B: Extra cut flow tables and kinematical distributions

In this appendix, we collect some extra cut flow tables and kinematical distributions which are not shown in the main text. First, inspired from the Ref. [85, 86], the situation

| Two Same-Sign τ s Selection Flow Table | | | | | |
|---|------------------------|------------------------------------|------------------------|------------------------|--------------------------|
| Process | σ | Preselection $P_T^{miss} < 40$ GeV | | b veto | Invariant Mass Selection |
| | (fb) | $A\epsilon$ (%) | $A\epsilon$ (%) | $A\epsilon$ (%) | $A\epsilon$ (%) |
| $M_N = 25$ GeV | 2.851 | 2.535 | 2.348 | 2.289 | 1.640 |
| $W^\pm W^\pm W^\mp$ | 1.828×10^{-1} | 1.331 | 7.078×10^{-1} | 6.935×10^{-1} | 5.280×10^{-2} |
| $W^+ W^- Z/H/\gamma$ | 1.065×10^{-1} | 8.680×10^{-1} | 4.174×10^{-1} | 4.085×10^{-1} | 3.785×10^{-2} |
| $t\bar{t} + nj$ | 2.357×10^4 | 6.471×10^{-2} | 1.287×10^{-2} | 1.759×10^{-3} | 9.637×10^{-5} |
| Process | σ | Preselection $P_T^{miss} < 40$ GeV | | b veto | Invariant Mass Selection |
| | (fb) | $A\epsilon$ (%) | $A\epsilon$ (%) | $A\epsilon$ (%) | $A\epsilon$ (%) |
| $M_N = 50$ GeV | 2.068 | 2.931 | 2.683 | 2.612 | 2.368 |
| $W^\pm W^\pm W^\mp$ | 1.828×10^{-1} | 1.331 | 7.078×10^{-1} | 6.935×10^{-1} | 1.628×10^{-1} |
| $W^+ W^- Z/H/\gamma$ | 1.065×10^{-1} | 8.680×10^{-1} | 4.174×10^{-1} | 4.085×10^{-1} | 1.129×10^{-1} |
| $t\bar{t} + nj$ | 2.357×10^4 | 6.471×10^{-2} | 1.287×10^{-2} | 1.759×10^{-3} | 3.373×10^{-4} |
| Process | σ | Preselection $P_T^{miss} < 40$ GeV | | b veto | Invariant Mass Selection |
| | (fb) | $A\epsilon$ (%) | $A\epsilon$ (%) | $A\epsilon$ (%) | $A\epsilon$ (%) |
| $M_N = 75$ GeV | 8.935×10^{-2} | 1.588 | 1.302 | 1.270 | 8.049×10^{-1} |
| $W^\pm W^\pm W^\mp$ | 1.828×10^{-1} | 1.331 | 7.078×10^{-1} | 6.935×10^{-1} | 1.787×10^{-1} |
| $W^+ W^- Z/H/\gamma$ | 1.065×10^{-1} | 8.680×10^{-1} | 4.174×10^{-1} | 4.085×10^{-1} | 1.231×10^{-1} |
| $t\bar{t} + nj$ | 2.357×10^4 | 6.471×10^{-2} | 1.287×10^{-2} | 1.759×10^{-3} | 4.337×10^{-4} |

TABLE V: The same as Table I except for the change of $15 < P_T^{\tau_1(\tau_2)} < 50(30)$ GeV in **Preselection**.

with $15 < P_T^{\tau_1(\tau_2)} < 50(30)$ GeV may also be possible for $M_N < m_W$ and this selection can enhance the signal sensitivity reach. Therefore, we list this kind of event selection for the two same-sign τ s selection flow table in Table V and two opposite-sign τ s selection flow table in Table VI for readers as a reference. Second, in order to remove the extra hadronic activity from SM backgrounds for $M_N > m_W$, the inclusive scalar sum of jet E_T , H_T , which is defined in Eq. (5.20) of Ref. [48] is applied in our analysis. The inclusive H_T distributions are shown in Fig. 18 for the same-sign τ selection (upper panel) and opposite-sign τ selection (lower panel). The selection $H_T < 200$ GeV can effectively reduce the hadronic activity from $t\bar{t}$ associated processes.

-
- [1] P. Minkowski, Phys. Lett. **67B**, 421 (1977). doi:10.1016/0370-2693(77)90435-X
[2] T. Yanagida, Conf. Proc. C **7902131**, 95 (1979).
[3] T. Yanagida, Prog. Theor. Phys. **64**, 1103 (1980). doi:10.1143/PTP.64.1103

| Two Opposite-Sign τs Selection Flow Table | | | | | |
|---|------------------------|------------------------------------|------------------------|------------------------|--------------------------|
| Process | σ | Preselection $P_T^{miss} < 40$ GeV | | b veto | Invariant Mass Selection |
| | (fb) | $A\epsilon$ (%) | $A\epsilon$ (%) | $A\epsilon$ (%) | $A\epsilon$ (%) |
| $M_N = 25$ GeV | 2.291 | 1.808 | 1.627 | 1.591 | 1.432 |
| $W^\pm Z/H/\gamma$ | 1.599×10^2 | 6.689×10^{-1} | 5.146×10^{-1} | 5.059×10^{-1} | 3.080×10^{-2} |
| ZZ/γ | 2.400×10^1 | 6.681×10^{-1} | 5.859×10^{-1} | 5.791×10^{-1} | 6.070×10^{-2} |
| $\tau\tau + nj$ | 9.559×10^5 | 3.067×10^{-4} | 3.067×10^{-4} | 3.067×10^{-4} | 2.045×10^{-5} |
| $t\bar{t} + nj$ | 2.987×10^4 | 2.560×10^{-2} | 4.994×10^{-3} | 5.660×10^{-4} | 4.043×10^{-5} |
| Process | σ | Preselection $P_T^{miss} < 40$ GeV | | b veto | Invariant Mass Selection |
| | (fb) | $A\epsilon$ (%) | $A\epsilon$ (%) | $A\epsilon$ (%) | $A\epsilon$ (%) |
| $M_N = 50$ GeV | 2.052 | 1.595 | 1.431 | 1.396 | 1.322 |
| $W^\pm Z/H/\gamma$ | 1.599×10^2 | 6.689×10^{-1} | 5.146×10^{-1} | 5.059×10^{-1} | 1.029×10^{-1} |
| ZZ/γ | 2.400×10^1 | 6.681×10^{-1} | 5.859×10^{-1} | 5.791×10^{-1} | 1.439×10^{-1} |
| $\tau\tau + nj$ | 9.559×10^5 | 3.067×10^{-4} | 3.067×10^{-4} | 3.067×10^{-4} | 1.022×10^{-4} |
| $t\bar{t} + nj$ | 2.987×10^4 | 2.560×10^{-2} | 4.994×10^{-3} | 5.660×10^{-4} | 2.022×10^{-4} |
| Process | σ | Preselection $P_T^{miss} < 40$ GeV | | b veto | Invariant Mass Selection |
| | (fb) | $A\epsilon$ (%) | $A\epsilon$ (%) | $A\epsilon$ (%) | $A\epsilon$ (%) |
| $M_N = 75$ GeV | 9.104×10^{-2} | 7.987×10^{-1} | 6.439×10^{-1} | 6.279×10^{-1} | 4.506×10^{-1} |
| $W^\pm Z/H/\gamma$ | 1.599×10^2 | 6.689×10^{-1} | 5.146×10^{-1} | 5.059×10^{-1} | 1.125×10^{-1} |
| ZZ/γ | 2.400×10^1 | 6.681×10^{-1} | 5.859×10^{-1} | 5.791×10^{-1} | 1.538×10^{-1} |
| $\tau\tau + nj$ | 9.559×10^5 | 3.067×10^{-4} | 3.067×10^{-4} | 3.067×10^{-4} | 1.431×10^{-4} |
| $t\bar{t} + nj$ | 2.987×10^4 | 2.560×10^{-2} | 4.994×10^{-3} | 5.660×10^{-4} | 2.426×10^{-4} |

TABLE VI: The same as Table III except for the change of $15 < P_T^{\tau_1(\tau_2)} < 50(30)$ GeV in **Preselection**.

- [4] M. Gell-Mann, P. Ramond and R. Slansky, Conf. Proc. C **790927**, 315 (1979) [arXiv:1306.4669 [hep-th]].
- [5] P. Ramond, in *Talk given at the Sanibel Symposium*, Palm Coast, Fla., Feb. 25-Mar. 2, 1979, preprint CALT-68-709 (retroprinted as hep-ph/9809459).
- [6] S. L. Glashow, in *Proc. of the Cargèse Summer Institute on Quarks and Leptons*, Cargèse, July 9-29, 1979, eds. M. Lévy et. al, , (Plenum, 1980, New York), p707.
- [7] R. N. Mohapatra and G. Senjanovic, Phys. Rev. Lett. **44**, 912 (1980). doi:10.1103/PhysRevLett.44.912
- [8] M. Fukugita and T. Yanagida, Phys. Lett. B **174**, 45 (1986). doi:10.1016/0370-2693(86)91126-3
- [9] S. Davidson and A. Ibarra, Phys. Lett. B **535**, 25 (2002) doi:10.1016/S0370-2693(02)01735-5 [hep-ph/0202239].

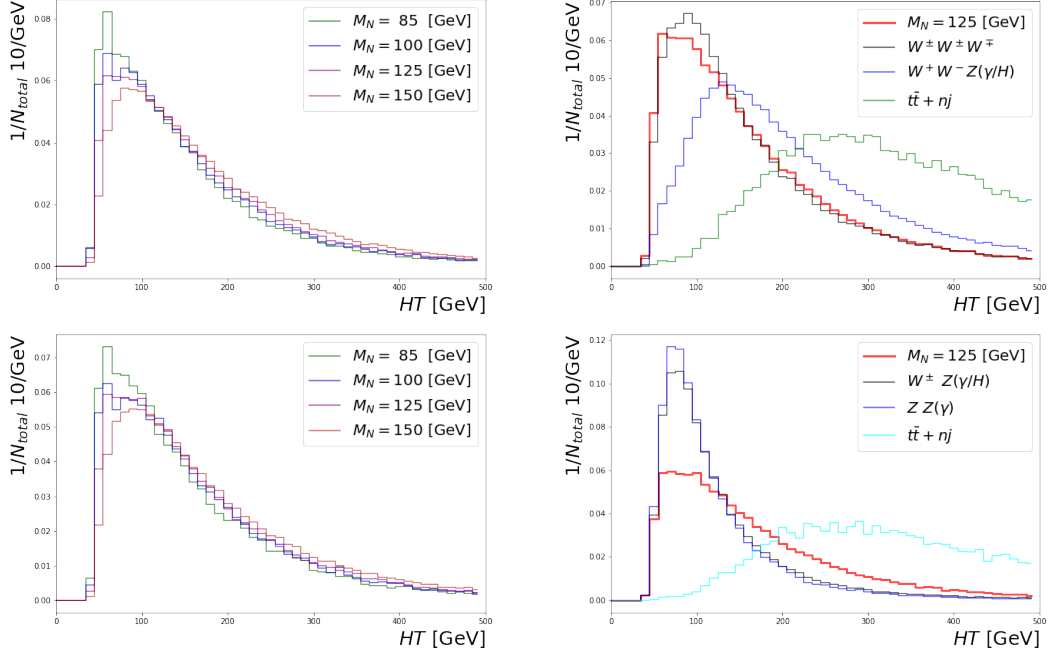


FIG. 18: The inclusive H_T distributions for the same-sign τ selection (upper panel) and opposite-sign τ selection (lower panel). Notice all distributions passed the preselection criteria.

- [10] O. Ruchayskiy and A. Ivashko, JCAP **1210**, 014 (2012) doi:10.1088/1475-7516/2012/10/014 [arXiv:1202.2841 [hep-ph]].
- [11] T. Asaka, S. Blanchet and M. Shaposhnikov, Phys. Lett. B **631**, 151 (2005) doi:10.1016/j.physletb.2005.09.070 [hep-ph/0503065].
- [12] T. Asaka and M. Shaposhnikov, Phys. Lett. B **620**, 17 (2005) doi:10.1016/j.physletb.2005.06.020 [hep-ph/0505013].
- [13] E. K. Akhmedov, V. A. Rubakov and A. Y. Smirnov, Phys. Rev. Lett. **81**, 1359 (1998) doi:10.1103/PhysRevLett.81.1359 [hep-ph/9803255].
- [14] R. E. Shrock, Phys. Lett. **96B**, 159 (1980). doi:10.1016/0370-2693(80)90235-X
- [15] R. E. Shrock, Phys. Rev. D **24**, 1232 (1981). doi:10.1103/PhysRevD.24.1232
- [16] R. E. Shrock, Phys. Rev. D **24**, 1275 (1981). doi:10.1103/PhysRevD.24.1275
- [17] A. Atre, T. Han, S. Pascoli and B. Zhang, JHEP **0905**, 030 (2009) doi:10.1088/1126-6708/2009/05/030 [arXiv:0901.3589 [hep-ph]].
- [18] T. Asaka, S. Eijima and H. Ishida, JHEP **1104**, 011 (2011) doi:10.1007/JHEP04(2011)011 [arXiv:1101.1382 [hep-ph]].

- [19] T. Asaka and H. Ishida, Phys. Lett. B **763**, 393 (2016) doi:10.1016/j.physletb.2016.10.070 [arXiv:1609.06113 [hep-ph]].
- [20] A. Abada, C. Hati, X. Marcano and A. M. Teixeira, JHEP **1909**, 017 (2019) doi:10.1007/JHEP09(2019)017 [arXiv:1904.05367 [hep-ph]].
- [21] E. J. Chun, A. Das, S. Mandal, M. Mitra and N. Sinha, Phys. Rev. D **100**, no. 9, 095022 (2019) doi:10.1103/PhysRevD.100.095022 [arXiv:1908.09562 [hep-ph]].
- [22] D. A. Bryman and R. Shrock, Phys. Rev. D **100**, 073011 (2019) doi:10.1103/PhysRevD.100.073011 [arXiv:1909.11198 [hep-ph]].
- [23] J. Kersten and A. Y. Smirnov, Phys. Rev. D **76**, 073005 (2007) doi:10.1103/PhysRevD.76.073005 [arXiv:0705.3221 [hep-ph]].
- [24] A. Blondel *et al.* [FCC-ee study Team], Nucl. Part. Phys. Proc. **273-275**, 1883 (2016) doi:10.1016/j.nuclphysbps.2015.09.304 [arXiv:1411.5230 [hep-ex]].
- [25] F. F. Deppisch, P. S. Bhupal Dev and A. Pilaftsis, New J. Phys. **17**, no. 7, 075019 (2015) doi:10.1088/1367-2630/17/7/075019 [arXiv:1502.06541 [hep-ph]].
- [26] M. Drewes, B. Garbrecht, D. Gueter and J. Klaric, JHEP **1708**, 018 (2017) doi:10.1007/JHEP08(2017)018 [arXiv:1609.09069 [hep-ph]].
- [27] Y. Cai, T. Han, T. Li and R. Ruiz, Front. in Phys. **6**, 40 (2018) doi:10.3389/fphy.2018.00040 [arXiv:1711.02180 [hep-ph]].
- [28] J. C. Helo, M. Hirsch and Z. S. Wang, JHEP **1807**, 056 (2018) doi:10.1007/JHEP07(2018)056 [arXiv:1803.02212 [hep-ph]].
- [29] N. Liu, Z. G. Si, L. Wu, H. Zhou and B. Zhu, Phys. Rev. D **101**, no. 7, 071701 (2020) doi:10.1103/PhysRevD.101.071701 [arXiv:1910.00749 [hep-ph]].
- [30] K. Bondarenko, A. Boyarsky, D. Gorbunov and O. Ruchayskiy, JHEP **11** (2018), 032 doi:10.1007/JHEP11(2018)032 [arXiv:1805.08567 [hep-ph]].
- [31] G. Cvetič and C. S. Kim, Phys. Rev. D **100**, no. 1, 015014 (2019) doi:10.1103/PhysRevD.100.015014 [arXiv:1904.12858 [hep-ph]].
- [32] A. Abada, N. Bernal, M. Losada and X. Marcano, JHEP **1901**, 093 (2019) doi:10.1007/JHEP01(2019)093 [arXiv:1807.10024 [hep-ph]].
- [33] G. Cottin, J. C. Helo and M. Hirsch, Phys. Rev. D **98**, no. 3, 035012 (2018) doi:10.1103/PhysRevD.98.035012 [arXiv:1806.05191 [hep-ph]].

- [34] P. Hernández, J. Jones-Pérez and O. Suarez-Navarro, *Eur. Phys. J. C* **79** (2019) no.3, 220 doi:10.1140/epjc/s10052-019-6728-1 [arXiv:1810.07210 [hep-ph]].
- [35] M. Drewes, A. Giammanco, J. Hajer and M. Lucente, *Phys. Rev. D* **101** (2020) no.5, 055002 doi:10.1103/PhysRevD.101.055002 [arXiv:1905.09828 [hep-ph]].
- [36] A. Flórez, K. Gui, A. Gurrola, C. Patiño and D. Restrepo, *Phys. Lett. B* **778**, 94 (2018) doi:10.1016/j.physletb.2018.01.009 [arXiv:1708.03007 [hep-ph]].
- [37] S. Pascoli, R. Ruiz and C. Weiland, *Phys. Lett. B* **786**, 106 (2018) doi:10.1016/j.physletb.2018.08.060 [arXiv:1805.09335 [hep-ph]].
- [38] M. Gronau, C. N. Leung and J. L. Rosner, *Phys. Rev. D* **29** (1984), 2539 doi:10.1103/PhysRevD.29.2539
- [39] M. L. Perl, T. Barklow, A. Boyarski, M. Breidenbach, P. Burchat, D. L. Burke, J. Dorfan, G. J. Feldman, L. D. Gladney, G. Hanson, K. G. Hayes, R. J. Hollebeek, W. R. Innes, J. Jaros, D. Karlen, A. J. Lankford, R. R. Larsen, B. LeClaire, N. Lockyer, V. Luth, C. Matteuzzi, R. A. Ong, B. Richter, K. Riles, M. C. Ross, D. Schlatter, J. M. Yelton, C. Zaiser, G. S. Abrams, D. Amidei, A. R. Baden, J. Boyer, F. Butler, G. Gidal, M. S. Gold, G. Goldhaber, L. Golding, J. Haggerty, D. Herrup, I. Juricic, J. A. Kadyk, M. E. Nelson, P. C. Rowson, H. Schellman, W. B. Schmidke, P. D. Sheldon, C. de la Vaissiere, D. R. Wood, M. E. Levi and T. Schaad, *Phys. Rev. D* **32** (1985), 2859 doi:10.1103/PhysRevD.32.2859
- [40] F. J. Gilman and S. H. Rhie, *Phys. Rev. D* **32** (1985), 324-326 doi:10.1103/PhysRevD.32.324
- [41] F. J. Gilman, *Comments Nucl. Part. Phys.* **16** (1986) no.5, 231-247 SLAC-PUB-3898.
- [42] K. Hagiwara and S. Komamiya, *Adv. Ser. Direct. High Energy Phys.* **1** (1988), 785-859 doi:10.1142/9789814415613-0013
- [43] M. Dittmar, A. Santamaria, M. C. Gonzalez-Garcia and J. W. F. Valle, *Nucl. Phys. B* **332**, 1 (1990). doi:10.1016/0550-3213(90)90028-C
- [44] E. Ma and J. T. Pantaleone, *Phys. Rev. D* **40**, 2172 (1989). doi:10.1103/PhysRevD.40.2172
- [45] D. A. Dicus and P. Roy, *Phys. Rev. D* **44**, 1593 (1991). doi:10.1103/PhysRevD.44.1593
- [46] E. J. Chun *et al.*, *Int. J. Mod. Phys. A* **33**, no. 05n06, 1842005 (2018) doi:10.1142/S0217751X18420058 [arXiv:1711.02865 [hep-ph]].
- [47] D. Alva, T. Han and R. Ruiz, *JHEP* **1502**, 072 (2015) doi:10.1007/JHEP02(2015)072 [arXiv:1411.7305 [hep-ph]].

- [48] S. Pascoli, R. Ruiz and C. Weiland, JHEP **1906**, 049 (2019) doi:10.1007/JHEP06(2019)049 [arXiv:1812.08750 [hep-ph]].
- [49] S. Alekhin *et al.*, Rept. Prog. Phys. **79**, no. 12, 124201 (2016) doi:10.1088/0034-4885/79/12/124201 [arXiv:1504.04855 [hep-ph]].
- [50] F. Kling and S. Trojanowski, Phys. Rev. D **97**, no. 9, 095016 (2018) doi:10.1103/PhysRevD.97.095016 [arXiv:1801.08947 [hep-ph]].
- [51] D. Curtin *et al.*, Rept. Prog. Phys. **82**, no. 11, 116201 (2019) doi:10.1088/1361-6633/ab28d6 [arXiv:1806.07396 [hep-ph]].
- [52] L. Lee, C. Ohm, A. Soffer and T. T. Yu, Prog. Part. Nucl. Phys. **106**, 210 (2019) doi:10.1016/j.pnpnp.2019.02.006 [arXiv:1810.12602 [hep-ph]].
- [53] D. Dercks, H. K. Dreiner, M. Hirsch and Z. S. Wang, Phys. Rev. D **99**, no. 5, 055020 (2019) doi:10.1103/PhysRevD.99.055020 [arXiv:1811.01995 [hep-ph]].
- [54] J. Alimena *et al.*, arXiv:1903.04497 [hep-ex].
- [55] G. Aielli *et al.*, arXiv:1911.00481 [hep-ex].
- [56] M. Hirsch and Z. S. Wang, Phys. Rev. D **101**, no. 5, 055034 (2020) doi:10.1103/PhysRevD.101.055034 [arXiv:2001.04750 [hep-ph]].
- [57] F. del Aguila, J. de Blas and M. Perez-Victoria, Phys. Rev. D **78**, 013010 (2008) doi:10.1103/PhysRevD.78.013010 [arXiv:0803.4008 [hep-ph]].
- [58] E. Akhmedov, A. Kartavtsev, M. Lindner, L. Michaels and J. Smirnov, JHEP **1305**, 081 (2013) doi:10.1007/JHEP05(2013)081 [arXiv:1302.1872 [hep-ph]].
- [59] L. Basso, O. Fischer and J. J. van der Bij, EPL **105**, no. 1, 11001 (2014) doi:10.1209/0295-5075/105/11001 [arXiv:1310.2057 [hep-ph]].
- [60] J. de Blas, EPJ Web Conf. **60**, 19008 (2013) doi:10.1051/epjconf/20136019008 [arXiv:1307.6173 [hep-ph]].
- [61] S. Antusch and O. Fischer, JHEP **1505**, 053 (2015) doi:10.1007/JHEP05(2015)053 [arXiv:1502.05915 [hep-ph]].
- [62] O. Adriani *et al.* [L3 Collaboration], Phys. Lett. B **295**, 371 (1992). doi:10.1016/0370-2693(92)91579-X
- [63] M. Acciarri *et al.* [L3 Collaboration], Phys. Lett. B **461**, 397 (1999) doi:10.1016/S0370-2693(99)00852-7 [hep-ex/9909006].

- [64] P. Achard *et al.* [L3 Collaboration], Phys. Lett. B **517**, 67 (2001) doi:10.1016/S0370-2693(01)00993-5 [hep-ex/0107014].
- [65] P. Abreu *et al.* [DELPHI Collaboration], Z. Phys. C **74**, 57 (1997) Erratum: [Z. Phys. C **75**, 580 (1997)]. doi:10.1007/s002880050370
- [66] A. M. Sirunyan *et al.* [CMS Collaboration], Phys. Rev. Lett. **120**, no. 22, 221801 (2018) doi:10.1103/PhysRevLett.120.221801 [arXiv:1802.02965 [hep-ex]].
- [67] A. M. Sirunyan *et al.* [CMS Collaboration], JHEP **1901**, 122 (2019) doi:10.1007/JHEP01(2019)122 [arXiv:1806.10905 [hep-ex]].
- [68] G. Aad *et al.* [ATLAS Collaboration], JHEP **1910**, 265 (2019) doi:10.1007/JHEP10(2019)265 [arXiv:1905.09787 [hep-ex]].
- [69] M. Tanabashi *et al.* [Particle Data Group], Phys. Rev. D **98**, no. 3, 030001 (2018). doi:10.1103/PhysRevD.98.030001
- [70] C. Degrande, O. Mattelaer, R. Ruiz and J. Turner, Phys. Rev. D **94**, no. 5, 053002 (2016) doi:10.1103/PhysRevD.94.053002 [arXiv:1602.06957 [hep-ph]].
- [71] A. Alloul, N. D. Christensen, C. Degrande, C. Duhr and B. Fuks, Comput. Phys. Commun. **185**, 2250 (2014) doi:10.1016/j.cpc.2014.04.012 [arXiv:1310.1921 [hep-ph]].
- [72] J. Alwall *et al.*, JHEP **1407**, 079 (2014) doi:10.1007/JHEP07(2014)079 [arXiv:1405.0301 [hep-ph]].
- [73] R. Frederix, S. Frixione, V. Hirschi, D. Pagani, H.-S. Shao and M. Zaro, JHEP **1807**, 185 (2018) doi:10.1007/JHEP07(2018)185 [arXiv:1804.10017 [hep-ph]].
- [74] W. Y. Keung and G. Senjanovic, Phys. Rev. Lett. **50**, 1427 (1983). doi:10.1103/PhysRevLett.50.1427
- [75] A. Das, P. Konar and A. Thalappillil, JHEP **1802**, 083 (2018) doi:10.1007/JHEP02(2018)083 [arXiv:1709.09712 [hep-ph]].
- [76] A. Das, S. Jana, S. Mandal and S. Nandi, Phys. Rev. D **99**, no. 5, 055030 (2019) doi:10.1103/PhysRevD.99.055030 [arXiv:1811.04291 [hep-ph]].
- [77] T. Sjostrand, S. Mrenna and P. Z. Skands, Comput. Phys. Commun. **178**, 852 (2008) doi:10.1016/j.cpc.2008.01.036 [arXiv:0710.3820 [hep-ph]].
- [78] J. de Favereau *et al.* [DELPHES 3 Collaboration], JHEP **1402**, 057 (2014) doi:10.1007/JHEP02(2014)057 [arXiv:1307.6346 [hep-ex]].

- [79] M. L. Mangano, M. Moretti, F. Piccinini and M. Treccani, *JHEP* **0701**, 013 (2007) doi:10.1088/1126-6708/2007/01/013 [hep-ph/0611129].
- [80] J. Alwall *et al.*, *Eur. Phys. J. C* **53**, 473 (2008) doi:10.1140/epjc/s10052-007-0490-5 [arXiv:0706.2569 [hep-ph]].
- [81] M. Cacciari, G. P. Salam and G. Soyez, *JHEP* **0804**, 063 (2008) doi:10.1088/1126-6708/2008/04/063 [arXiv:0802.1189 [hep-ph]].
- [82] M. Cacciari, G. P. Salam and G. Soyez, *Eur. Phys. J. C* **72**, 1896 (2012) doi:10.1140/epjc/s10052-012-1896-2 [arXiv:1111.6097 [hep-ph]].
- [83] The ATLAS collaboration [ATLAS Collaboration], ATL-PHYS-PUB-2019-033.
- [84] G. Aad *et al.* [ATLAS Collaboration], *Phys. Rev. D* **101**, no. 5, 052005 (2020) doi:10.1103/PhysRevD.101.052005 [arXiv:1911.12606 [hep-ex]].
- [85] A. Flórez, L. Bravo, A. Gurrola, C. Ávila, M. Segura, P. Sheldon and W. Johns, *Phys. Rev. D* **94**, no. 7, 073007 (2016) doi:10.1103/PhysRevD.94.073007 [arXiv:1606.08878 [hep-ph]].
- [86] A. Aboubrahim, P. Nath and A. B. Spisak, *Phys. Rev. D* **95**, no. 11, 115030 (2017) doi:10.1103/PhysRevD.95.115030 [arXiv:1704.04669 [hep-ph]].
- [87] A. M. Sirunyan *et al.* [CMS Collaboration], *Phys. Lett. B* **782**, 440 (2018) doi:10.1016/j.physletb.2018.05.062 [arXiv:1801.01846 [hep-ex]].
- [88] A. M. Sirunyan *et al.* [CMS Collaboration], *Phys. Rev. Lett.* **124**, no. 4, 041803 (2020) doi:10.1103/PhysRevLett.124.041803 [arXiv:1910.01185 [hep-ex]].
- [89] J. Liu, Z. Liu, L. T. Wang and X. P. Wang, *JHEP* **1907**, 159 (2019) doi:10.1007/JHEP07(2019)159 [arXiv:1904.01020 [hep-ph]].
- [90] <https://twiki.cern.ch/twiki/pub/AtlasPublic/TriggerOperationPublicResults/menuTable.png>
- [91] A. L. Read, *J. Phys. G* **28**, 2693 (2002). doi:10.1088/0954-3899/28/10/313
- [92] L. Moneta *et al.*, *PoS ACAT* **2010**, 057 (2010) doi:10.22323/1.093.0057 [arXiv:1009.1003 [physics.data-an]].
- [93] J. C. Helo, S. Kovalenko and I. Schmidt, *Nucl. Phys. B* **853**, 80 (2011) doi:10.1016/j.nuclphysb.2011.07.020 [arXiv:1005.1607 [hep-ph]].
- [94] J. C. Helo and S. Kovalenko, *Phys. Rev. D* **89**, 073005 (2014) doi:10.1103/PhysRevD.89.073005 [arXiv:1312.2900v1 [hep-ph]].
- [95] W. Liao and X. H. Wu, *Phys. Rev. D* **97**, no. 5, 055005 (2018) doi:10.1103/PhysRevD.97.055005 [arXiv:1710.09266 [hep-ph]].