

CERN-EP-2020-121
2020/08/18

CMS-TOP-18-013

Measurement of differential $t\bar{t}$ production cross sections using top quarks at large transverse momenta in pp collisions at $\sqrt{s} = 13$ TeV

The CMS Collaboration*

Abstract

A measurement is reported of differential top quark pair ($t\bar{t}$) production cross sections, where top quarks are produced at large transverse momenta. The data collected with the CMS detector at the LHC are from pp collisions at a center-of-mass energy of 13 TeV corresponding to an integrated luminosity of 35.9 fb^{-1} . The measurement uses events where at least one top quark decays as $t \rightarrow Wb \rightarrow q\bar{q}'b$ and is reconstructed as a large-radius jet with transverse momentum in excess of 400 GeV. The second top quark is required to decay either in a similar way, or leptonically, as inferred from a reconstructed electron or muon, a bottom quark jet, and a missing transverse momentum due to the undetected neutrino. The cross section is extracted as a function of kinematic variables of individual top quarks or of the $t\bar{t}$ system. The results are presented at the particle level, within a region of phase space close to that of the experimental acceptance, and at the parton level, and are compared to various theoretical models. In both decay channels the observed absolute cross sections are significantly lower than the predictions from theory, while the normalized differential measurements are well described.

Submitted to Physical Review D

1 Introduction

The top quark completes the third generation of quarks in the standard model (SM), and a precise understanding of its properties is critical for the overall consistency of the theory. Measurements of the top quark-antiquark pair ($t\bar{t}$) production cross section confront the expectations from quantum chromodynamics (QCD), but could also be sensitive to effects of physics beyond the SM. In particular, $t\bar{t}$ production constitutes a dominant SM background to many direct searches for beyond-the-SM phenomena, and its detailed characterization is therefore important for confirming possible discoveries.

The large $t\bar{t}$ yield expected in pp collisions at the CERN LHC enables measurements of the $t\bar{t}$ production rate as functions of kinematic variables of individual top quarks and the $t\bar{t}$ system. Such measurements have been performed at the ATLAS [1–9] and CMS [10–19] experiments at 7, 8, and 13 TeV center-of-mass energies, assuming a resolved final state where the decay products of the $t\bar{t}$ system can be reconstructed individually. Resolved top quark reconstruction is possible for top quark transverse momenta (p_T) up to about 500 GeV. At higher p_T , the top quark decay products are highly collimated (“Lorentz boosted”) and they can no longer be reconstructed separately. To explore the highly boosted phase space, top quark decays are reconstructed as large-radius (R) jets in this analysis. Previous efforts in this domain by ATLAS [20, 21] and CMS [22] confirm that it is feasible to perform precise differential measurements of high- p_T $t\bar{t}$ production and have also indicated possibly interesting deviations from theory.

This paper reports a measurement of the differential $t\bar{t}$ production cross section in the boosted regime in the all-jet and lepton+jets final states. The results are based on pp collisions at $\sqrt{s} = 13$ TeV in the CMS detector, corresponding to a total integrated luminosity of 35.9 fb^{-1} . In the all-jet decay channel, each W boson arising from the $t \rightarrow Wb$ transition decays into a quark (q) and antiquark (\bar{q}'). As a result, the final state consists of at least six quarks, two of which are bottom quarks. Additional partons, gluons or quarks, can arise from initial-state radiation (ISR) and final-state radiation (FSR). The sizable boost of the top quarks in this measurement ($p_T > 400$ GeV) provides two top quarks reconstructed as large- R jets and the final state therefore consists of at least two such jets. In the lepton+jets channel, one top quark decays according to $t \rightarrow Wb \rightarrow q\bar{q}'b$ and is reconstructed as a single large- R jet, while the second top quark decays to a bottom quark and a W boson that in turn decays to a charged lepton (ℓ), either an electron (e) or a muon (μ), and a neutrino ($t \rightarrow Wb \rightarrow \ell\nu b$). Decays of W bosons via τ leptons to electrons or muons are treated as signal. The measurements were performed using larger integrated luminosity and higher center-of-mass energy compared to previous CMS results [22]. This provides a sharper confrontation with theory over data in a wider region of phase space.

The paper is organized as follows: Section 2 describes the main features of the CMS detector and the triggering system. Section 3 gives the details of the Monte Carlo (MC) simulations. Event reconstruction and selection are outlined in Sections 4 and 5, respectively. In Section 6, we discuss the estimation of the background contributions, followed by a description of signal extraction in Section 7. Systematic uncertainties are discussed in Section 8. The unfolding procedure used to obtain the particle- and parton-level cross sections and the resulting measurements are presented in Section 9. Finally, Section 10 provides a brief summary of the paper.

2 The CMS detector

The central feature of the CMS apparatus is a superconducting solenoid of 6 m internal diameter, providing a magnetic field of 3.8 T. A silicon pixel and strip tracker, a lead tungstate crystal electromagnetic calorimeter (ECAL), and a brass and scintillator hadron calorimeter (HCAL), each composed of a barrel and two endcap sections, reside within the magnetic volume. Forward calorimeters extend the pseudorapidity (η) coverage provided by the barrel and endcap detectors. Muons are detected in gas-ionization chambers embedded in the steel flux-return yoke outside the solenoid. A more detailed description of the CMS detector, together with a definition of the coordinate system and kinematic variables can be found in Ref. [23].

Events of interest are selected using a two-tiered trigger system [24]. The first level (L1), composed of specialized hardware processors, uses information from the calorimeters and muon detectors to select events at a rate of about 100 kHz within a fixed time interval of $4\ \mu\text{s}$. The second level, known as the high-level trigger (HLT), consists of a farm of processors that run the full event reconstruction software in a configuration for fast processing, and reduces the event rate to about 1 kHz before data storage.

3 Event simulation

We use MC simulation to generate event samples for the $t\bar{t}$ signal and also to model the contributions from some of the background processes. The $t\bar{t}$ events are generated at next-to-leading order (NLO) in QCD using POWHEG (v2) [25–29], assuming a top quark mass $m_t = 172.5\ \text{GeV}$. Single top quark production in the t channel and in association with a W boson is simulated at NLO with POWHEG [30]. The production of W and Z bosons in association with jets (V +jets), as well as multijet events, are simulated using the MADGRAPH5_aMC@NLO [31] (v2.2.2) generator at leading order (LO), with the MLM matching algorithm [32] to match the jets after parton showering to the original partons. Samples of diboson (WW , WZ , or ZZ) events are simulated at LO using PYTHIA (v8.212) [33, 34].

All simulated events are processed using PYTHIA to model parton showering, hadronization, and the underlying event (UE). The NNPDF 3.0 [35] parton distribution functions (PDFs) are used to generate the events, and the CUETP8M1 UE tune [36] is used for all but the $t\bar{t}$ and single top quark processes. For these, the CUETP8M2T4 tune [37] with an adjusted value of the strong coupling α_s is used, yielding an improved modeling of $t\bar{t}$ event properties. The simulation of the response of the CMS detector is based on GEANT4 [38]. Additional pp interactions in the same or neighboring bunch crossings (pileup) are simulated through PYTHIA and overlaid with events generated according to the pileup distribution measured in data. An average of 27 pileup interactions was observed for the collected data.

The simulated processes are normalized to their best known theoretical cross sections. Specifically, the $t\bar{t}$, V +jets, and single top quark event samples are normalized to next-to-NLO (NNLO) precision in QCD [39–41].

The measured differential cross sections for $t\bar{t}$ production are compared with state-of-the-art theoretical expectations provided by the NLO POWHEG generator, combined with PYTHIA for parton showering, as described above, or combined with NLO HERWIG++ [42] and the corresponding EE5C UE tune [43]. In addition, a comparison is performed with MADGRAPH5_aMC@NLO [31] using PYTHIA for the parton showering.

4 Event reconstruction

Global event reconstruction, also called particle-flow (PF) event reconstruction [44], aims to reconstruct and identify each individual particle in an event through an optimized combination of information from all subdetectors. In this process, the particle type (photon, electron, muon, and charged or neutral hadron) plays an important role in the determination of particle direction and energy. Photons are identified as ECAL energy clusters not linked to the extrapolation of any charged-particle trajectory to the ECAL. Electrons are identified as primary charged particle tracks and potentially many ECAL energy clusters corresponding to extrapolation of these tracks to the ECAL and to possible bremsstrahlung photons emitted along the way through the tracker material. Muons are identified as tracks in the central tracker consistent with either a track or several hits in the muon system associated with calorimeter deposition compatible with the muon hypothesis. Charged hadrons are identified as charged-particle tracks that are neither identified as electrons nor as muons. Finally, neutral hadrons are identified as HCAL energy clusters not linked to any charged-hadron trajectory, or as a combined ECAL and HCAL energy excess relative to the expected deposit of the charged-hadron energy.

The energy of photons is obtained from the ECAL measurement. The energy of electrons is determined from a combination of the track momentum at the main interaction vertex, the energy of the corresponding ECAL cluster, and the energy sum of all bremsstrahlung photons spatially compatible with originating from the electron track. The energy of muons is obtained from the curvature of the corresponding track. The energy of charged hadrons is determined from a combination of their momentum measured in the tracker and the matching ECAL and HCAL energy deposits, corrected for the response function of the calorimeters to hadronic showers. Finally, the energy of neutral hadrons is obtained from the corresponding corrected ECAL and HCAL energies.

Leptons and charged hadrons are required to be compatible with originating from the primary interaction vertex. The candidate vertex with the largest value of summed physics-object p_T^2 is taken to be the primary pp interaction vertex. For this purpose the physics objects are the jets, clustered using the jet finding algorithm [45, 46] with the tracks assigned to candidate vertices as inputs, and the negative vector p_T sum of those jets. Charged hadrons that are associated with a pileup vertex are classified as pileup candidates and are ignored in the subsequent event reconstruction. Electron and muon objects are first identified from corresponding electron or muon PF candidates. Next, jet clustering is performed on all PF candidates that are not classified as pileup candidates. The jet clustering does not exclude the electron and muon PF candidates, even if these have already been assigned to electron/muon objects. A dedicated removal of overlapping physics objects is therefore used at the analysis level to avoid double counting.

Electrons and muons selected in the ℓ +jets channel must have $p_T > 50$ GeV and $|\eta| < 2.1$. For vetoing leptons in the all-jet channel, they are instead required to have $p_T > 20$ GeV and $|\eta| < 2.1$. Leptons are also required to be isolated according to the "mini-isolation" (I_{mini}) algorithm, which requires the scalar p_T sum of tracks in a cone around the electron or muon to be less than a given fraction of the lepton p_T (p_T^ℓ) [47]. The width of the cone (ΔR) depends on the lepton p_T , being defined as $\Delta R = (10 \text{ GeV})/p_T^\ell$ for $p_T^\ell < 200$ GeV and $\Delta R = 0.05$ for $p_T^\ell > 200$ GeV. This algorithm retains high isolation efficiency for leptons originating from decays of highly-boosted top quarks. A value of $I_{\text{mini}} < 0.1$ is chosen, corresponding to an $\approx 95\%$ efficiency. For vetoing additional leptons in the ℓ +jets channel, the same lepton selection is used with the isolation requirement removed. Correction factors are applied to account for differences between data and simulation in the modeling of lepton identification, isolation,

and trigger efficiencies, determined as functions of $|\eta|$ and p_T of the electron or muon using a “tag-and-probe” method [48].

In each event, jets are clustered using the reconstructed PF candidates through the infrared- and collinear-safe anti- k_T algorithm [45, 46]. Two jet collections are considered to identify b and t jet candidates. Small- R jets are clustered using a distance parameter of 0.4 in the ℓ +jets channel and large- R jets using a distance parameter of 0.8 in the all-jet and ℓ +jets channels. The jet momenta are determined through the vector sum of all particle momenta in the jet, and found from simulation to be typically within 5–10% of the true momentum over the entire spectrum and detector acceptance. Additional pp interactions can contribute more tracks and calorimetric energy depositions to the jet momentum. To mitigate this effect, the pileup candidates are discarded before the clustering and an offset correction is applied to correct for the remaining contributions from neutral particles [49].

Jet energy corrections are obtained from simulation to bring the average measured response of jets to that of particle-level jets. In situ measurements of the momentum balance in dijet, photon+jet, Z+jet, and multijet events are used to account for any residual differences in the jet energy scale (JES) between data and simulation [50]. The jet energy resolution (JER) amounts typically to 15–20% at 30 GeV, 10% at 100 GeV, and 5% at 1 TeV. Additional criteria are applied to remove jets that are due to anomalous signals in the subdetectors or due to reconstruction failures [51].

A grooming technique is used to remove soft, wide-angle radiation from the large- R jets and to thereby improve the mass resolution. The algorithm employed is the “modified mass drop tagger” [52, 53], also known as the “soft-drop” (SD) algorithm [54], with angular exponent $\beta = 0$, soft cutoff threshold $z_{\text{cut}} < 0.1$, and characteristic radius $R_0 = 0.8$ [54]. The corresponding SD jet mass is referred to as m_{SD} . The subjets within large- R jets are identified through a reclustering of their constituents using the Cambridge–Aachen algorithm [55, 56] and then reversing the last step of the clustering history.

To identify jets originating from top quarks that decay according to $t \rightarrow Wb \rightarrow q\bar{q}'b$ (t tagging), we use the N -subjettiness variables [57] τ_3 , τ_2 , and τ_1 computed using the jet constituents according to

$$\tau_N = \frac{1}{\sum_j p_{T,j} R} \sum_k p_{T,k} \min\{\Delta R_{1,k}, \Delta R_{2,k}, \dots, \Delta R_{N,k}\}, \quad (1)$$

where N denotes the number of reconstructed candidate subjets and k runs over the constituent particles in the jet [58]. The term \min refers to the minimum value of the items within the curly parentheses, and the variable $\Delta R_{i,k} = \sqrt{(\Delta\eta_{i,k})^2 + (\Delta\phi_{i,k})^2}$, where ϕ is the azimuthal angle, is the angular distance between the candidate subjet i axis and the jet constituent k . The variable R corresponds to the characteristic jet distance parameter ($R = 0.8$ in our case). The centers of hard radiation are found by applying the exclusive k_T algorithm [59, 60] to the jet constituents before proceeding with jet grooming techniques.

Small- R jets and subjets of large- R jets are identified as bottom quark candidates (b-tagged) using the combined secondary vertex (CSV) algorithm [61]. Data-to-simulation correction factors are used to match the b tagging efficiency observed in simulation to that measured in data. The typical efficiencies of the b tagging algorithm for small- R jets and subjets of large- R jets are, respectively, 63 and 58% for genuine b (sub)jets, while the misidentification probability for light-flavor (sub)jets is 1%. For the subjets of large- R jets, the efficiency for tagging genuine b subjets drops from 65 to 40% as the p_T increases from 20 GeV to 1 TeV.

The missing transverse momentum vector \vec{p}_T^{miss} is defined as the projection onto the plane per-

pendicular to the beam axis of the negative momentum vector sum of all PF candidates in an event. Its magnitude is referred to as p_T^{miss} , which is calculated after applying the aforementioned jet energy corrections.

5 Event selection

5.1 Trigger

Different triggers were employed to collect signal events in the all-jet and ℓ +jets channels, according to each event topology. The trigger used in the all-jet channel required the presence of a jet with $p_T > 180$ GeV at L1. At the HLT, large- R jets were reconstructed from PF candidates using the anti- k_T algorithm with a distance parameter of 0.8. The mass of the jets at the HLT, after removal of soft particles, was required to be greater than 30 GeV. Selected events had to contain at least two such jets with $p_T > 280$ and 200 GeV for the leading and trailing jets, respectively. Finally, at least one of these jets had to be b-tagged using the CSV algorithm suitably adjusted for the HLT at an average identification efficiency of 90% for b jets. The aforementioned trigger ran for the entire 2016 data run, collecting an integrated luminosity of 35.9 fb^{-1} . A second trigger with identical kinematic criteria but without any b tagging requirement was employed and ran on average every 21 bunch crossings, collecting an integrated luminosity of 1.67 fb^{-1} . The events collected with the latter trigger were intended for use as a control data sample to estimate the multijet background in the all-jet channel, as described below. For the ℓ +jets channel, the data were selected using triggers requiring a single lepton without imposing any isolation criteria, either an electron with $p_T > 45$ GeV and $|\eta| < 2.5$ or a muon with $p_T > 40$ GeV and $|\eta| < 2.1$, as well as two small- R jets with $p_T > 200$ and 50 GeV.

5.2 All-jet channel

The events considered in the all-jet final state are required to fulfill a common baseline selection. This requires the presence of at least two large- R jets in the event with $p_T > 400$ GeV, $|\eta| < 2.4$, and $50 < m_{\text{SD}} < 300$ GeV. In addition, events with at least one lepton are vetoed to suppress leptonic final states originating from top quarks.

Jet substructure variables are used to discriminate between events that originate from $t\bar{t}$ decays and multijet production. These are sensitive to the type of jet, and in particular to whether the jet arises from a single parton, such as those in the case of ordinary quark or gluon evolutions into jets, or from three partons, such as in the $t \rightarrow Wb \rightarrow q\bar{q}'b$ decay considered here. The $\tau_{1,2,3}$ variables of the two large- R jets with highest p_T are combined through a neural network (NN) to form a multivariate discriminant that characterizes each event, with values close to zero indicating dijet production, and values close to one favoring $t\bar{t}$ production. These variables are chosen such that the correlation with the number of b-tagged subjets, which is used to define control regions for the multijet background, is minimal. The NN consists of two hidden layers with 16 and 4 nodes, implemented in the TMVA toolkit [62]. More complex architectures do not improve the discriminating capabilities of the NN. The training of the NN is performed with simulated multijet (background) and $t\bar{t}$ (signal) events that satisfy the baseline selection, through the back-propagation method and a sigmoid activation function for the nodes. Excellent agreement between data and simulation is observed for the input variables in the phase space of the training.

Besides the baseline selection, sub-regions are defined based on the NN output, the m_{SD} of the jets, and the number of b-tagged subjets in each large- R jet. The signal region (SR) used to extract the differential measurements contains events collected with the signal trigger where

both large- R jets contain a b-tagged subjet, have masses in the range of 120–220 GeV, and NN output values greater than 0.8. This value is chosen to ensure that the ratio of $t\bar{t}$ signal to background is large, while keeping a sufficient number of signal events with a top quark $p_T > 1$ TeV. In this region, more than 95% of the selected $t\bar{t}$ events originate from all-jet top quark decays according to simulation. The multijet control region (CR) contains events collected via a control trigger that satisfy the same requirements as those in the SR, but with an inverted b tagging requirement. In addition, expanded regions that include both SR and CR events are defined to estimate background contributions. Signal region A (SR_A) and control region A (CR_A) are the same as the SR and CR, but have an extended requirement on the m_{SD} of large- R jets of 50–300 GeV. It should be noted that the events selected in SR_A and CR_A were collected with the signal and control triggers, respectively. Finally, signal region B (SR_B) has the same selection criteria as the SR, except without an NN requirement, and is used to constrain some of the signal modeling uncertainties.

5.3 ℓ +jets channel

The ℓ +jets final state is identified through the presence of an electron or a muon, a small- R jet that reflects the bottom quark emitted in the $t \rightarrow Wb \rightarrow \ell\nu b$ decay, and a large- R jet corresponding to the top quark decaying according to $t \rightarrow Wb \rightarrow q\bar{q}'b$. Small- R (large- R) jets are required to have $p_T > 50$ (400) GeV and $|\eta| < 2.4$.

All events are required to pass the following preselection criteria, to contain:

- i. Exactly one electron or muon;
- ii. No additional veto leptons;
- iii. At least one small- R jet near the lepton, with $0.3 < \Delta R(\ell, \text{jet}) < \pi/2$;
- iv. At least one large- R jet away from the lepton, with $\Delta R(\ell, \text{jet}) > \pi/2$;
- v. $p_T^{\text{miss}} > 50$ or 35 GeV for the electron or muon channel, and;
- vi. For events in the electron channel, a cutoff to ensure that \vec{p}_T^{miss} does not point along the transverse direction of the electron or the leading jet: $|\Delta\phi(\vec{p}_T^X, \vec{p}_T^{\text{miss}})| < 1.5p_T^{\text{miss}}/110$ GeV, where X stands for the electron or the leading small- R jet.

The more stringent p_T^{miss} selection and criterion (vi) in the electron channel are applied to further reduce background from multijet production.

Events that fulfill the preselection criteria are categorized according to whether the jet candidates pass or fail the relevant b or t tagging criteria. The b jet candidate is the highest- p_T leptonic-side jet in the event while the t jet candidate is the highest- p_T jet on the non-leptonic side. The N -subjettiness ratio τ_3/τ_2 (abbreviated as τ_{32}) is used to distinguish a three-pronged top quark decay from background processes by requiring $\tau_{32} < 0.81$. In addition, the t jet candidate must have $105 < m_{SD} < 220$ GeV. A data-to-simulation efficiency correction factor is extracted simultaneously with the integrated signal yield, as described in Section 7, to correct the t tagging efficiency in simulation to match that in data.

Events are divided into the following categories:

- i. No t tags (0t): the t jet candidate fails the t tagging requirement;

- ii. 1 t tag, no b tags (1t0b): the t jet candidate passes the t tagging requirement, but the b jet candidate fails the b tagging requirement, and;
- iii. 1 t tag, 1 b tag (1t1b): both the t jet candidate and the b jet candidate pass their respective tagging requirement.

These event categories are designed to produce different admixtures of signal and background, with the 0t region having most background and the 1t1b region most signal.

6 Background estimation

The dominant background in the all-jet channel is multijet production, while in the ℓ +jets channel the dominant sources of background include nonsignal $t\bar{t}$, single top quark, W+jets, and multijet production events. Nonsignal $t\bar{t}$ events, referred to as “ $t\bar{t}$ other”, comprise dilepton (where one lepton is not identified) and all-jet final states (where a lepton arises from one of the jets), in addition to τ +jets events where the τ lepton decays hadronically.

In the all-jet channel, the background from multijet production is significantly suppressed through a combination of b tagging requirements for the subjets within the large- R jets and the event NN output. The remaining contribution is estimated from a control data sample. The two items determined from data are the shape of the multijet background as a function of an observable of interest x , and the absolute normalization N_{multijet} . The shape is taken from CR_A , where the $t\bar{t}$ signal contamination, based on simulation, is about 1%. The value of N_{multijet} is extracted through a binned maximum likelihood fit of the data in SR_A of the m_{SD} of the t jet candidate, m^t , where the t jet candidate is taken as the large- R jet with highest p_T . The expected number of events is modeled according to

$$D(m^t) = N_{t\bar{t}} T(m^t; k_{\text{scale}}, k_{\text{res}}) + N_{\text{multijet}} (1 + k_{\text{slope}} m^t) Q(m^t) + N_{\text{bkg}} B(m^t), \quad (2)$$

which contains the Poisson intensity function in data $D(m^t)$, the distributions $T(m^t)$ and $B(m^t)$ of the signal and the subdominant backgrounds, respectively, taken from MC simulation, and the distribution $Q(m^t)$ of the multijet background. To account for a possible discrepancy in the multijet m^t dependence in the CR_A and SR_A , a multiplicative factor $(1 + k_{\text{slope}} m^t)$ is introduced, inspired by the simulation, but with the slope parameter k_{slope} left free in the fit. Also free in the fit are the normalization factors $N_{t\bar{t}}$, N_{multijet} , and N_{bkg} . Two additional nuisance parameters are introduced in the analytic parametrization of the m^t distribution for simulated $t\bar{t}$ events, k_{scale} and k_{res} , which account for possible differences between data and simulation in the scale and resolution in the m^t parameter. The fit is performed using the ROOFIT toolkit [63] and the results are shown in Fig. 1 and Table 1. The fitted $t\bar{t}$ yield of 6238 ± 181 is significantly lower than the 9885 events expected in the SR_A according to $t\bar{t}$ simulation and the theoretical cross section discussed in Section 3, which implies that the fiducial cross section is smaller than the POWHEG+PYTHIA8 prediction, and corresponds to a fitted signal strength $r = 0.64 \pm 0.03$. This result is consistent with the softer top quark p_T spectrum compared to NLO predictions that has been reported in previous measurements [10, 13]. The fitted signal strength is used to scale down the expected $t\bar{t}$ signal yields from the POWHEG+PYTHIA8 simulation in various SRs in the subsequent figures containing comparisons between data and simulations but not in the subsequent derivation of the differential cross sections. The nuisance parameters that control the scale and the resolution of the reconstructed mass are consistent with unity, confirming thereby the good agreement between data and simulation in this variable.

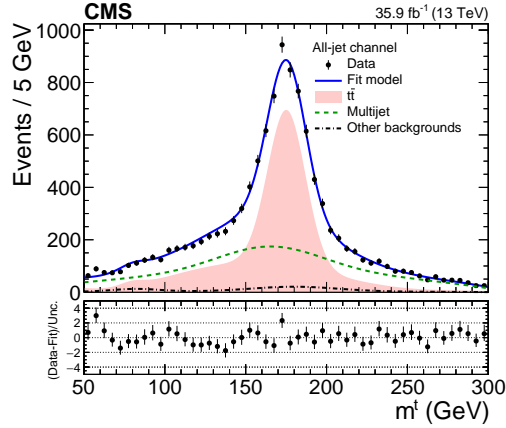


Figure 1: Result of the fit of m_{SD} of the t jet candidate, m^t , in the signal region SR_A to data in the all-jet events. The shaded area shows the $t\bar{t}$ contribution, the dashed line the multijet background, and the dash-dotted line the other subdominant backgrounds. The solid line is the fit to the combined signal+background model, and the data points are represented by the filled circles. The lower panel shows the difference between the data and the fit model, divided by the uncertainty in the fit.

Table 1: Fitted values of the nuisance parameters for the fit to data in the SR_A in the all-jet channel.

Parameter	Value
k_{res}	0.960 ± 0.026
k_{scale}	1.002 ± 0.002
k_{slope}	$(5.7 \pm 1.4) \times 10^{-3}$
N_{bkg}	400 ± 255
$N_{multijet}$	4539 ± 247
$N_{t\bar{t}}$	6238 ± 181

The subdominant background processes, namely single top quark production and vector bosons produced in association with jets, have a negligible contribution in the SR ($<1\%$ in the entire phase space) and are fixed to the predictions from simulation.

Figure 2 shows the distribution in the NN output in the SR_B , and Figs. 3 and 4 show the p_T and absolute rapidity $|y|$ of the two top quark candidates and the mass, p_T , and rapidity y of the $t\bar{t}$ system, respectively. Also, the m_{SD} values of the two jets are shown in Fig. 5. The $t\bar{t}$ and multijet processes are normalized according to the results of the fit in SR_A described above, while the yields in subdominant backgrounds are taken from simulation. Table 2 summarizes the event yields in the SR.

In the ℓ +jets channel, background events from $t\bar{t}$ other, single top quark, V +jets, and diboson production are estimated from simulation. The multijet background is modeled using a data sideband region defined by inverting the isolation requirement on the lepton and relaxing the lepton identification criteria. The predicted contributions from signal and other background events are subtracted from the data distribution in the sideband region to obtain the kinematic distributions for multijet events. The normalization of the multijet background is extracted from a maximum likelihood fit, discussed in Section 7.2; an initial estimate of its normalization is taken as the simulated prediction. The normalizations of the other background processes are also constrained via the fit.

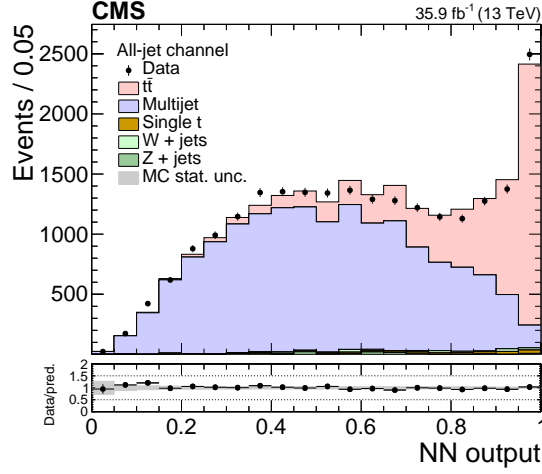


Figure 2: Comparison between data and prediction in the signal region SR_B (same as the SR, but without an NN requirement) of the NN output distribution for the all-jet channel. The contributions from $t\bar{t}$ and multijet production are normalized according to the fitted values of their respective yields and shown as stacked histograms. The data points are represented by filled circles, while the shaded band represents the statistical uncertainty in simulation. The lower panel shows the data divided by the sum of the predictions.

Table 2: Observed and predicted event yields with their respective statistical uncertainties in the signal region SR for the all-jet channel. The $t\bar{t}$ and multijet yields are obtained from the fit in SR_A .

Process	Number of events
$t\bar{t}$	4244 ± 127
Multijet	1876 ± 102
Single t	83 ± 41
W+jets	58 ± 29
Z+jets	12 ± 6
Total	6273 ± 171
Data	6274

7 Signal extraction

7.1 All-jet channel

In the all-jet channel, the $t\bar{t}$ signal is extracted from data by subtracting the contribution from the background. The signal is extracted as a function of seven separate variables: p_T and $|y|$ of the leading and subleading t jet, as well as the mass, p_T , and y of the $t\bar{t}$ system, according to:

$$S(x) = D(x) - R_{\text{yield}} N_{\text{multijet}} Q(x) - B(x), \quad (3)$$

where x corresponds to one of the variables $p_T^{t_i}$, $|y^{t_i}|$, $m^{t\bar{t}}$, $p_T^{t\bar{t}}$, or $y^{t\bar{t}}$, $S(x)$ is the $t\bar{t}$ signal distribution, $D(x)$ is the measured distribution in data, $Q(x)$ is the multijet distribution, and $B(x)$ is the contribution from the subdominant backgrounds (for which both the distribution and the normalization are taken from simulation). These distributions refer to the SR. The variable N_{multijet} is the fitted number of multijet events in the SR_A . The factor R_{yield} is used to extract the number of multijet events in the SR from N_{multijet} and it is found (in simulation) to be independent of the b tagging requirement. This allows its estimate from the multijet control data as

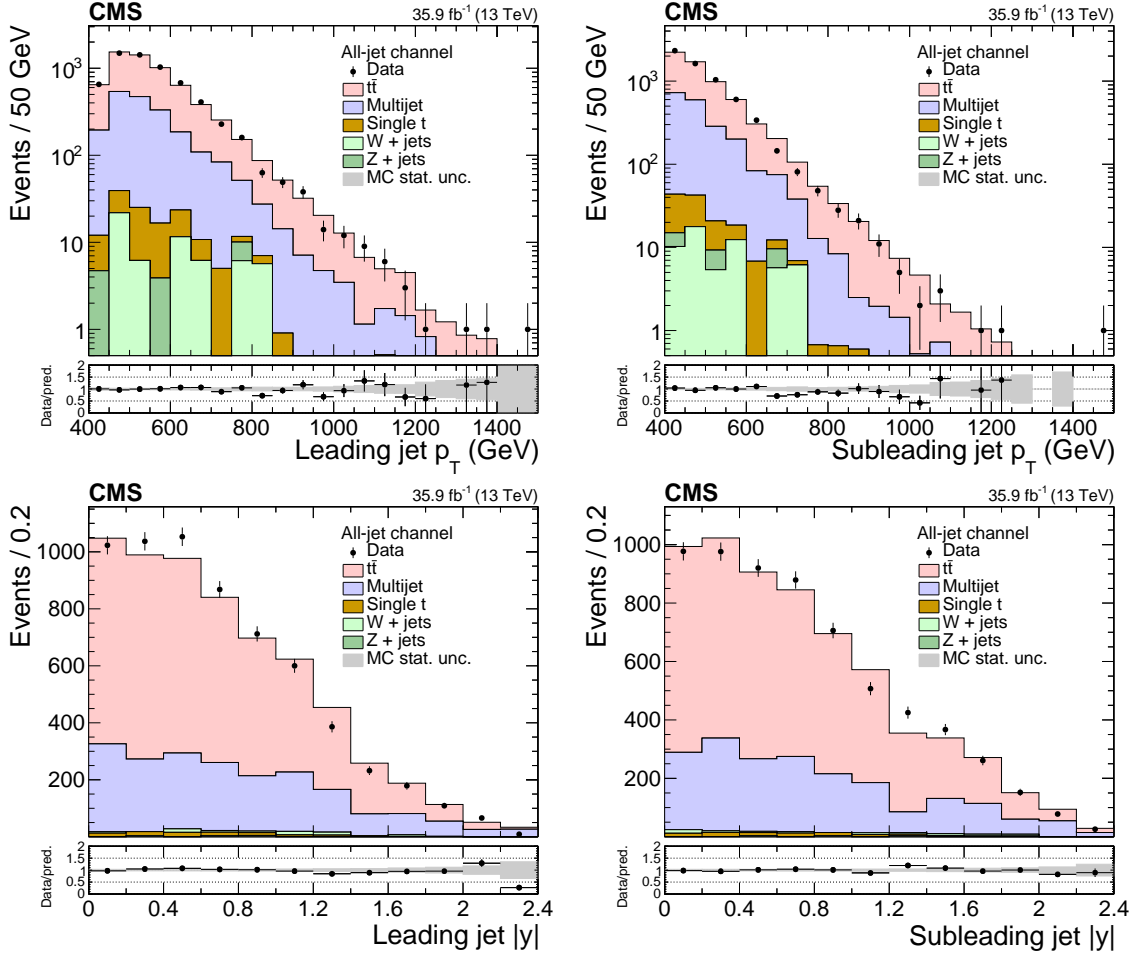


Figure 3: Comparison between data and prediction in the signal region SR for the p_T (upper row) and absolute rapidity (lower row) of the leading (left column) and subleading (right column) large- R jets in the all-jet channel. The contributions from $t\bar{t}$ and multijet production are normalized according to the fitted values of the respective yields and are shown as stacked histograms. The data points are shown with filled circles, while the shaded band represents the statistical uncertainty in the simulation. The lower panel shows the data divided by the sum of the predictions.

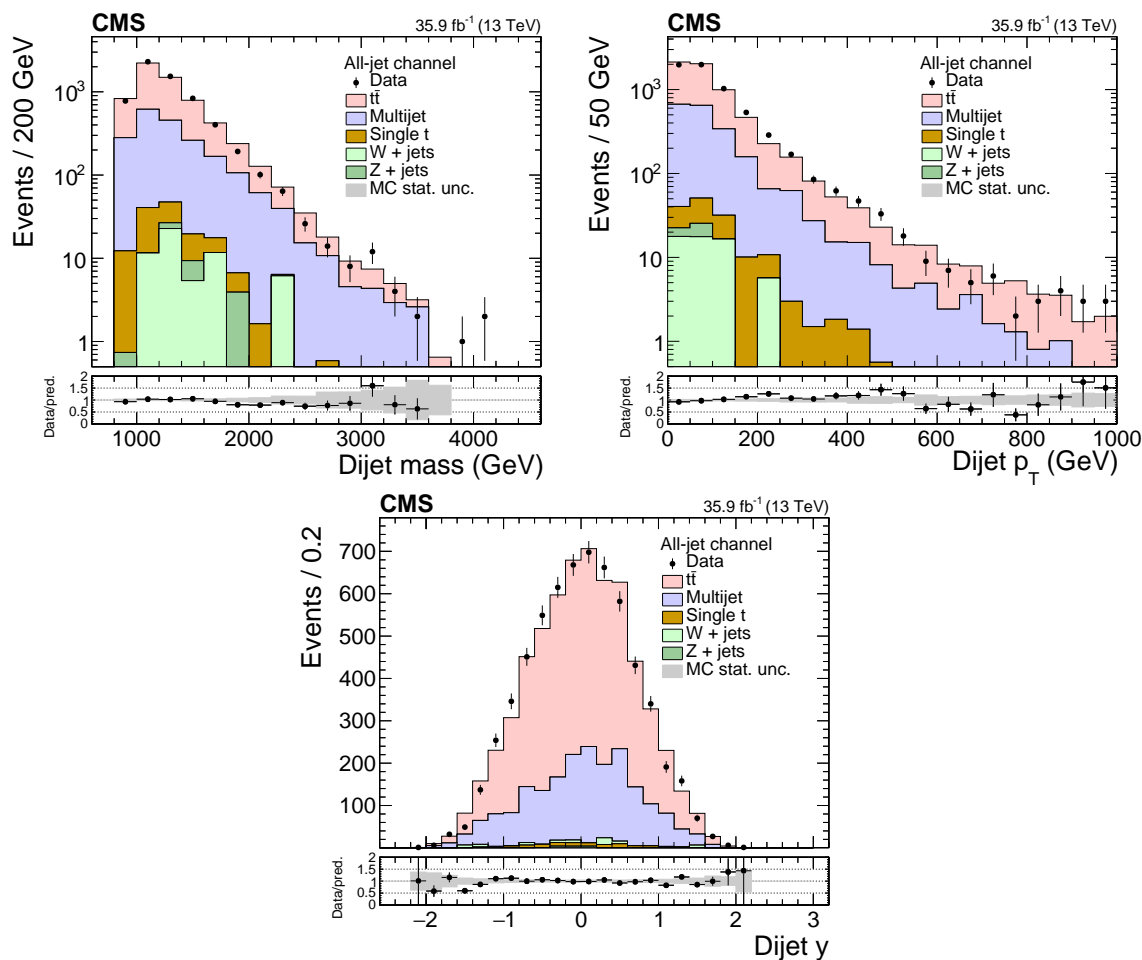


Figure 4: Comparison between data and prediction in the signal region SR of the all-jet channel for the kinematic properties of the system of the two leading large- R jets ($t\bar{t}$ candidates). Specifically, the invariant mass (upper left), p_T (upper right), and rapidity (lower). The contributions from $t\bar{t}$ and multijet production are normalized according to the fitted values of the respective yields and are shown as stacked histograms. The data points are shown with filled circles, while the shaded band represents the statistical uncertainty in the simulation. The lower panel shows the data divided by the sum of the predictions.

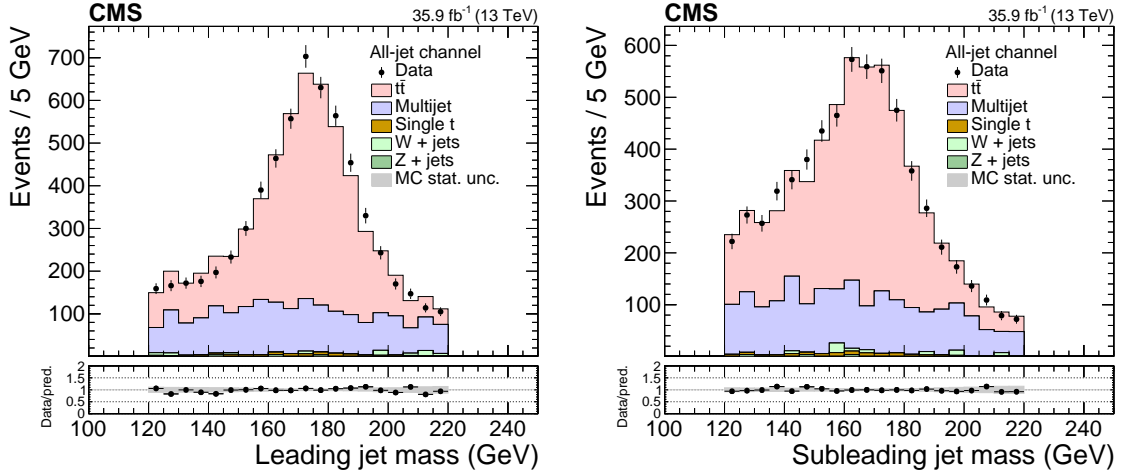


Figure 5: Comparison between data and prediction in the signal region SR for the mass of the leading (left) and subleading (right) large- R jets in the all-jet channel. The $t\bar{t}$ and multijet production are normalized according to the fitted values of the respective yields and are displayed as stacked histograms. The data points are shown with filled circles, while the shaded band represents the statistical uncertainty in the simulation. The lower panel shows the data divided by the sum of the predictions.

$R_{\text{yield}} \equiv N_{\text{multijet}}^{\text{SR}} / N_{\text{multijet}}^{\text{SR}_A} = N_{\text{multijet}}^{\text{CR}} / N_{\text{multijet}}^{\text{CR}_A} = 0.38 \pm 0.02$. The uncertainty in R_{yield} includes the statistical uncertainty of the data and the systematic uncertainty of the method as obtained with simulated events.

7.2 ℓ +jets channel

In the ℓ +jets channel, the $t\bar{t}$ signal strength, the scale factor for the t tagging efficiency, and the background normalizations are extracted through a simultaneous binned maximum-likelihood fit to the data across the different analysis categories. The $0t$, $1t0b$, and $1t1b$ categories are fitted simultaneously, normalizing each background component to the same cross section in all categories. The resulting fit is expressed in terms of a multiplicative factor, the signal strength r , applied to the input $t\bar{t}$ cross section. Different variables are used to discriminate the $t\bar{t}$ signal from the background processes. The small- R jet η distribution is used in the $0t$ and $1t0b$ categories, while the large- R jet m_{SD} distribution is used in the $1t1b$ region. These distributions were chosen to have good discrimination between $t\bar{t}$, W +jets, and multijet production, as $t\bar{t}$ events tend to be produced more centrally than the background, and the m_{SD} distribution peaks near the top quark mass. The $t\bar{t}$ signal and $t\bar{t}$ background contributions merge into a single distribution in the fit, essentially constraining the leptonic branching fraction to equal that provided in the simulation.

Background normalizations and experimental sources of systematic uncertainty are treated as nuisance parameters in the fit. The uncertainties from reweighting pileup, lepton scale factors, JES, JER, and b and t tagging efficiencies are treated as uncertainties in the input distributions. Two separate nuisance parameters are used to describe the t tagging uncertainty: one for the t tagging scale factor applied to the $t\bar{t}$ and single top quark (tW) events, where we expect the t -tagged jet to correspond to a genuine top quark, while the t misidentification scale factor is applied to the remaining background. The uncertainties in the integrated luminosity and background normalizations are treated as uncertainties in the production cross sections of the backgrounds. The event categories in the fit are designed such that the t tagging efficiency is constrained by the relative population of events in the three categories. The different ad-

mixtures of signal and background between the event categories provide constraints on the background normalizations. The measurement of the signal strength is correlated with various nuisance parameters, with the strongest correlation being with the t tagging efficiency, as expected. To determine the uncertainties in distributions, the nuisance parameter is used to interpolate between the nominal distribution and distributions corresponding to ± 1 standard deviation changes in the given uncertainty. The uncertainties from theoretical modeling are evaluated independently from the fit.

The fit is performed by minimizing a joint binned likelihood constructed from the kinematic distributions in the e +jets and μ +jets channels, with most nuisance parameters constrained to be identical in both channels. The nuisance parameters associated with the electron and muon scale factors are treated separately, as are the electron and muon multijet normalizations. The event yields that account for all posterior parameters are given in Table 3. The posterior kinematic distributions for the three event categories are shown in Fig. 6.

Table 3: Posterior signal and background event yields in the 0t, 1t0b, and 1t1b categories, together with the observed yields in data. The uncertainties include all posterior experimental contributions.

Process	Number of events (e+jets channel)		
	0t	1t0b	1t1b
$t\bar{t}$	10710 ± 940	2840 ± 120	2670 ± 66
Single t	2270 ± 400	191 ± 47	107 ± 24
W+jets	13950 ± 1740	1450 ± 190	62 ± 12
Z+jets	1070 ± 300	118 ± 37	17 ± 15
Diboson	370 ± 110	22 ± 7	2 ± 1
Multijet	3200 ± 740	242 ± 80	31 ± 30
Total	31600 ± 2200	4850 ± 250	2889 ± 79
Data	31559	4801	2953

Process	Number of events (μ +jets channel)		
	0t	1t0b	1t1b
$t\bar{t}$	16800 ± 1400	4250 ± 170	3905 ± 80
Single t	3290 ± 590	282 ± 68	153 ± 34
W+jets	23100 ± 2900	2370 ± 320	105 ± 20
Z+jets	2580 ± 680	234 ± 69	19 ± 10
Diboson	560 ± 160	31 ± 10	2 ± 1
Multijet	2800 ± 1200	159 ± 76	43 ± 22
Total	49100 ± 3500	7320 ± 380	4228 ± 93
Data	49137	7348	4187

Figure 7 shows the p_T and y distributions for the t jet candidate in each of the three event categories for the combined ℓ +jets channel. All distributions use the posterior t tagging scale factors and background normalizations, but not the posterior values of other nuisance parameters. The posterior t tagging efficiency and misidentification scale factors are 1.04 ± 0.06 and 0.79 ± 0.06 , with an additional p_T - and η -dependent uncertainty in the ranges of 1–8 and 1–13%. The fitted background normalizations are generally in good agreement with their corresponding pre-fit values.

The posterior signal strength determined in the fit is 0.81 ± 0.05 , i.e., the $t\bar{t}$ simulation is ob-

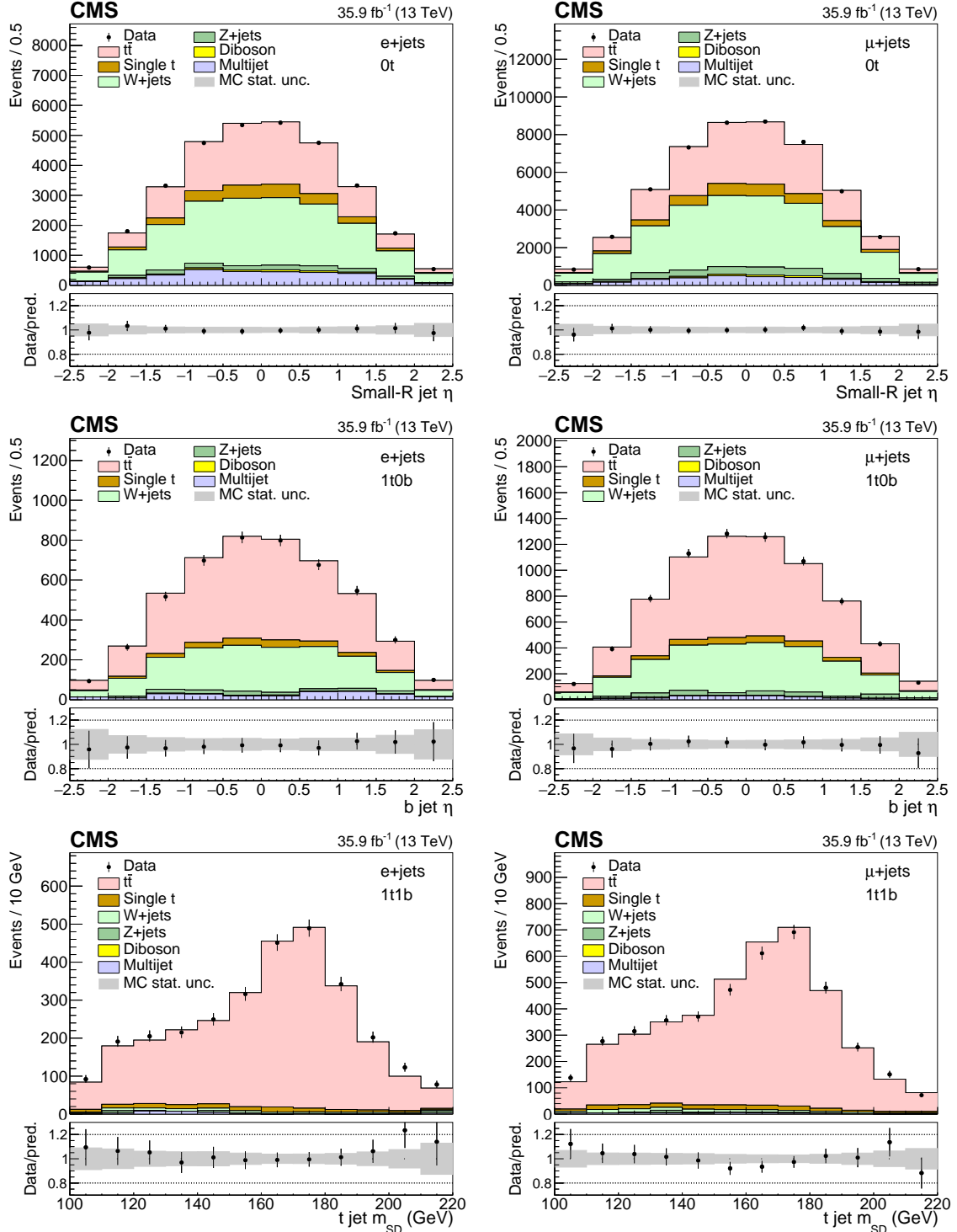


Figure 6: Posterior kinematic distributions in the maximum-likelihood fit. Different event categories and variables are fitted: η distribution for small- R jets in 0t events (upper row), η distribution of the b jet candidate in 1t0b events (middle row), and m_{SD} of the t jet candidate in 1t1b events (lower row), in the e+jets (left column) and μ +jets (right column) channels. The data points are indicated by filled circles, while the signal and background predictions are shown as stacked histograms. The lower panels show data divided by the sum of the predictions and their systematic uncertainties as obtained from the fit (shaded band).

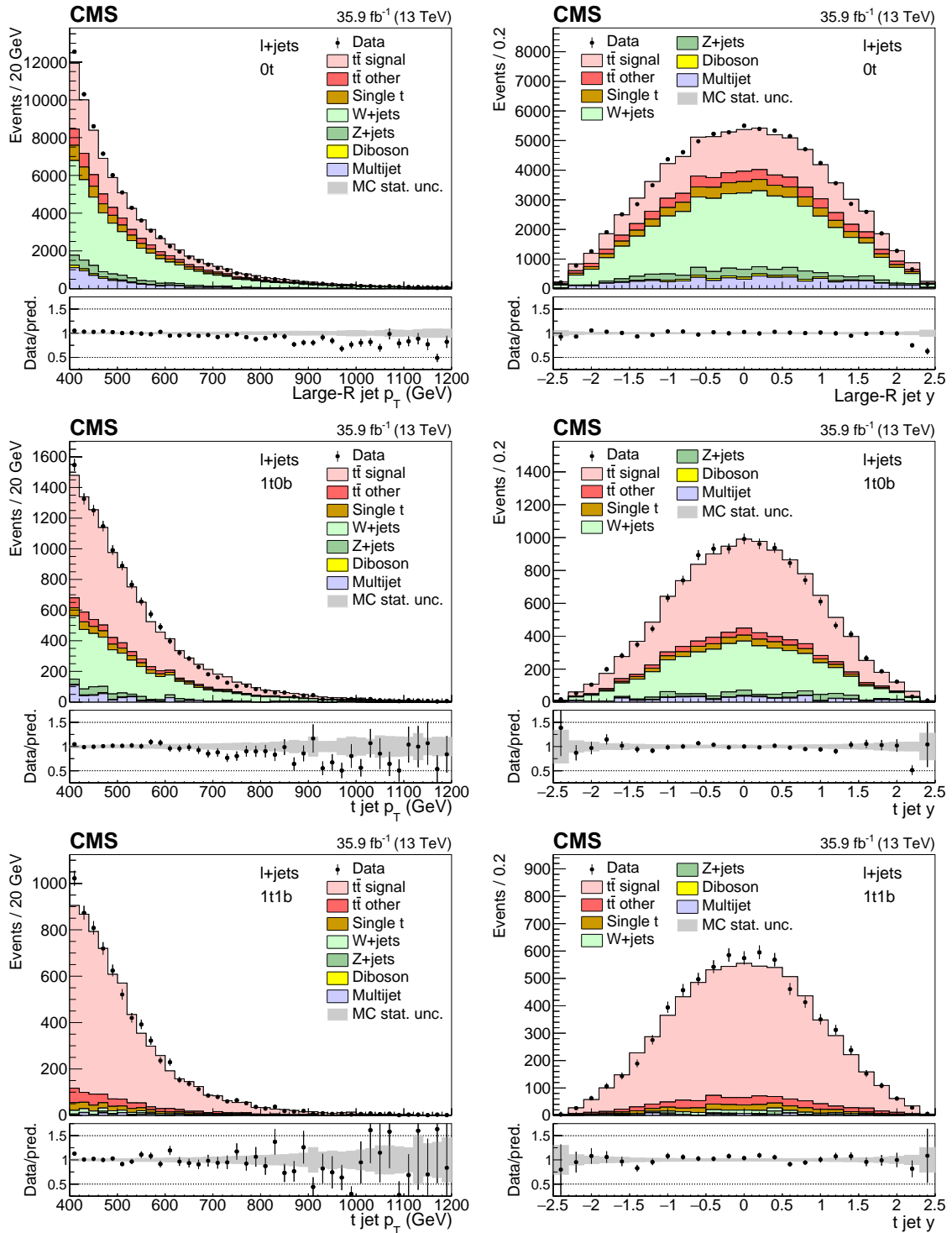


Figure 7: Distributions of the p_T (left column) and y (right column) of the t jet candidate for the $0t$ (upper row), $1t0b$ (middle row), and $1t1b$ (lower row) events in the combined ℓ +jets channel that use the posterior t tag scale factors and background normalizations. The data points are given by the filled circles, while the signal and background predictions are shown as stacked histograms. The lower panels show data divided by the sum of the predictions and their systematic uncertainties as obtained from the fit (shaded band).

served to overestimate the data by roughly 25% in the region of the fiducial phase space. The measured signal strength extrapolated from the fit serves as an indicator of the level of agreement between the measured integrated $t\bar{t}$ cross section and the prediction from simulation.

8 Systematic uncertainties

The systematic uncertainties originate from both experimental and theoretical sources. The former include all those related to differences in performance in particle reconstruction and identification between data and simulation, as well as in the modeling of background. The latter are related to the MC simulation of the $t\bar{t}$ signal process and affect primarily the unfolded results through the acceptance, efficiency, and migration matrices. Each systematic variation produces a change in the measured differential cross section and that difference relative to the nominal result defines the effect of this variation on the measurement.

The dominant experimental sources of the systematic uncertainty in the all-jet channel are the JES and the subjet b tagging efficiency. In the ℓ +jets channel, the efficiencies in t and b tagging provide the largest contributions to the uncertainties. The different sources are described below:

- i. *Multijet background (all-jet)*: The fitted multijet yield as well as the uncertainty in R_{yield} in Eq. (3) impact the distributed uncertainties. These are estimated to be about 1% from a comparison of the distribution in each variable of the SR with its CR (as described in Section 5) in simulated events, as well as for different pileup profiles in data collected with the control trigger relative to the signal trigger. The uncertainty in R_{yield} is dominated by the assumption of the extraction method (estimated through simulated events), while the statistical contribution is smaller.
- ii. *Subdominant backgrounds (all-jet)*: The expected yield from the subdominant backgrounds estimated from simulation (single top quark production and vector bosons produced in association with jets) is changed by $\pm 50\%$, leading to a negligible uncertainty ($< 1\%$).
- iii. *Background estimate (ℓ +jets)*: An a priori uncertainty of 30% is applied to the single top quark and W +jets background normalizations. An additional uncertainty in flavor composition of the W +jets process is estimated by changing the light- and heavy-flavor components independently by their 30% normalization uncertainties. For the multijet normalization, an a priori uncertainty of 50% is used to reflect the combined uncertainty in the normalization and the extraction of the kinematic contributions from the sideband region in data. These background sources and the corresponding systematic uncertainties are all constrained in the maximum likelihood fit.
- iv. *JES*: The uncertainty in the energy scale of each reconstructed large- R jet is a leading experimental contribution in the all-jet channel. It is divided into 24 independent sources [50] and each change is used to provide a new jet collection that affects the repeated event interpretation. This results not only in changes in the p_T scale, but can also lead to different t jet candidates. The p_T - and η -dependent JES uncertainty is about 1–2% per jet. The resulting uncertainty in the measured cross section is typically about 10% but can be much larger at high top quark p_T . For the ℓ +jets channel, the uncertainty in JES is estimated for both small- R and large- R jets by shifting the jet energy in simulation up or down by their p_T - and η -dependent uncertainties, with a resulting impact on the differential cross section of 1–10%.

-
- v. *JER*: The impact on the JER is determined by smearing the jets according to the JER uncertainty [50]. The effect on the cross section is relatively small, at the level of 2%.
 - vi. *t tagging efficiency (ℓ +jets)*: The t tagging efficiency and its associated uncertainty are extracted simultaneously with the signal strength and background normalizations in the likelihood fit of the ℓ +jets analysis, discussed in Section 7. The uncertainty in the t tagging efficiency is in the range 6–10%, while for the misidentification rate it is 8–15%, depending on the p_T and η of the t jet.
 - vii. *Subjet b tagging efficiency (all-jet)*: The uncertainty in the identification of b subjets within the large- R jets (estimated in Ref. [61]) is the leading experimental uncertainty in the all-jet channel. The effect on the cross sections is about 10%, relatively independent of the observables. Unlike the uncertainty associated with JES, the b-subjet tagging uncertainty largely cancels in the normalized cross sections.
 - viii. *b tagging efficiency (ℓ +jets)*: For the ℓ +jets channel, the small- R jet b tagging efficiency in the simulation is corrected to match that measured in data using p_T - and η -dependent scale factors [61]. The resulting uncertainty in the differential cross sections is about 1–2%. The b tagging efficiency and non-b jet misidentification uncertainties are treated as fully correlated.
 - ix. *Pileup*: The uncertainty related to the modeling of additional pileup interactions is subdominant. The impact on the measurement is estimated by changing the total inelastic cross section used to reweight the simulated events by $\pm 4.6\%$ [64]. The effect on the cross sections is negligible ($<1\%$).
 - x. *Trigger (all-jet)*: The uncertainty associated with the trigger, accounting for the difference between the simulated and observed trigger efficiency, is well below 1% in the phase space of the all-jet channel. The measurement of the trigger efficiency is performed in events collected with an orthogonal trigger that requires the presence of an isolated muon with p_T greater than 27 GeV.
 - xi. *Lepton identification and trigger (ℓ +jets)*: The performance of the lepton identification, reconstruction, trigger, and isolation constitutes a small source of systematic uncertainty. Correction factors used to modify the simulation to match the efficiencies observed in data are estimated through a tag-and-probe method using $Z \rightarrow \ell\ell$ decays. The corresponding uncertainty is determined by changing the correction factors up or down by their uncertainties. The resulting systematic uncertainties depend on lepton p_T and η , and are in the range 1–7 (1–5)% for electrons (muons).
 - xii. *Integrated luminosity*: The uncertainty in the measurement of the integrated luminosity is 2.5% [65].

The theoretical uncertainties are divided into two sub-categories: sources of systematic uncertainty related to the matrix element calculations of the hard scattering process and sources related to the modeling of the parton shower and the underlying event. The first category (consisting of the first three sources below) is evaluated using variations of the simulated event weights, while the second category is evaluated with dedicated, alternative MC samples with modified parameters. These sources are:

- i. *Parton distribution functions*: The uncertainty from PDFs is estimated by applying event weights corresponding to the 100 replicas of the NNPDF PDFs [35]. For each observable we compute its standard deviation from the 100 variants.

- ii. *QCD renormalization and factorization scales*: This source of systematic uncertainty is estimated by applying event weights corresponding to different renormalization and factorization scale options. Both scales are changed independently by a factor of two up or down in the event generation, omitting the two cases where the scales are changed in opposite directions, and taking the envelope of the six results.
- iii. *Strong coupling (α_S)*: The uncertainty associated with α_S is estimated by applying event weights corresponding to higher or lower values of α_S for the matrix element using the changed NNPDF PDFs [35] values of $\alpha_S = 0.117$ or 0.119 , compared to the nominal value 0.118 .
- iv. *ISR and FSR*: The uncertainty in the ISR and FSR is estimated from alternative MC samples with reduced or increased values of α_S used in PYTHIA to generate that radiation. The scale in the ISR is changed by factors of 2 and 0.5, and the scale in the FSR by factors of $\sqrt{2}$ and $1/\sqrt{2}$ [66]. In the all-jet channel, the FSR uncertainty is constrained by a fit to the data in SR_B , using the NN output that is sensitive to the modeling of FSR. This leads to a reduced uncertainty that is 0.3 times the variations from the alternative MC samples.
- v. *Matching of the matrix element to the parton shower*: In the POWHEG matching of the matrix element to the parton shower (ME-PS), the resummed gluon damping factor h_{damp} is used to regulate high- p_T radiation. The nominal value is $h_{\text{damp}} = 1.58m_t$. Uncertainties in h_{damp} are parameterized by considering alternative simulated samples with $h_{\text{damp}} = m_t$ and $h_{\text{damp}} = 2.24m_t$ [37].
- vi. *Underlying event tune*: This uncertainty is estimated from alternative MC samples using the CUETP8M2T4 parameters varied by ± 1 standard deviation [37].

9 Cross section measurements

Here, we discuss the differential $t\bar{t}$ production cross sections measured in the all-jet and ℓ +jets channels as a function of different kinematic variables of the top quark or $t\bar{t}$ system, corrected to the particle and parton levels using an unfolding procedure. The measurements are compared to predictions from different MC event generators.

9.1 Definition of particle and parton levels

The parton-level phase space to which the measurement is unfolded is constrained by the kinematic requirements of the detector-level fiducial region. Namely, in the all-jet decay channel, the t and \bar{t} must have $p_T > 400$ GeV and $|\eta| < 2.4$. In addition, $m^{t\bar{t}} > 800$ GeV is required to avoid extreme events with large top quark p_T and small $m^{t\bar{t}}$.

The parton-level definition for the ℓ +jets channel differs in that it is defined for ℓ +jets events, where one top quark decays according to $t \rightarrow Wb \rightarrow q\bar{q}'b$ and has $p_T > 400$ GeV to match the fiducial requirement at the detector level, and the other top quark decays as $t \rightarrow Wb \rightarrow \ell\nu b$ without any p_T requirement.

The so-called particle level represents the state of quasi-stable particles with a mean lifetime greater than 30 ps originating from the pp collision after hadronization but before the interaction of these particles in the detector. The observables computed from the momenta of particles are typically better defined than those computed from parton-level information. Also, the associated phase space is closer to the fiducial phase space of the measurement at the detector level, which provides smaller theoretical uncertainties. In the context of this analysis, particle jets are

reconstructed from quasi-stable particles, excluding neutrinos, using the anti- k_T algorithm at a distance parameter of 0.8—identical to reconstruction at detector level—and just the particles originating from the primary interaction. Subsequently, jets that are geometrically matched to generated leptons within $\Delta R < 0.4$ in η - ϕ (i.e., from the leptonic decays of W bosons) are removed from the particle jet collection.

For the all-jet channel, the two particle jets with highest p_T are considered the particle-level t jet candidates. To match the fiducial phase space as closely as possible, the same kinematic selection criteria are applied as for the detector-level events. In particular, the particle-level jets must have $p_T > 400$ GeV and $|\eta| < 2.4$, while the mass of each jet must be in the 120–220 GeV range and the invariant mass of the two jets be greater than 800 GeV. The matching efficiency between the particle-level t jet candidates and the original top quarks at the parton level lies between 96 and 98%.

The particle-level phase space for the ℓ +jets channel is set up to mimic the kinematic selections at the detector level. Particle-level large- R jets are selected if they fulfill $p_T > 400$ GeV, $|\eta| < 2.4$, and the jet mass is in the range 105–220 GeV, and are then referred to as particle-level t jets. Particle-level small- R jets are selected if they have $p_T > 50$ GeV, $|\eta| < 2.4$, and are flagged as b jets; these are referred to as particle-level b jets. Particle-level electrons and muons are selected if they have $p_T > 50$ GeV and $|\eta| < 2.1$. To fulfill the particle-level selection criteria, an event must contain at least one t jet, at least one b jet, and at least one electron or muon, all at the particle level.

To quantify the overlap in the definitions of detector-, particle-, and parton-level phase space, we define two fractions $f_{1,2}$, where f_1 is the fraction of reconstructed events that pass the selection at the unfolded level (parton or particle) in the same observable range, and f_2 is the fraction of generated events at the unfolded level that are selected at the reconstruction level. Figure 8 presents these fractions at the parton and particle levels for the all-jet channel, as a function of the leading top quark p_T and $|y|$. The fraction f_1 is a function of the leading reconstructed top quark and the f_2 is a function of the leading top quark at parton or particle level. The distribution of f_1 vs. p_T shows a characteristic threshold behavior due to the resolution in p_T , while f_1 is independent of $|y|$. The f_2 value decreases with p_T , primarily due to the inefficiency of subject b tagging and the NN output dependence on the p_T (at high jet p_T it is more difficult to differentiate between ordinary jets and highly boosted top quarks). Also, f_2 decreases at high $|y|$ values due to the increased inefficiency in b tagging at the edges of the CMS tracker.

9.2 Unfolding

We extract the differential cross sections by applying an unfolding procedure, which is necessary due to the finite resolution of the detector. The unfolded cross sections are evaluated as follows

$$\frac{d\sigma_i^{\text{unf}}}{dx} = \frac{1}{\mathcal{L}\Delta x_i} \frac{1}{f_{2,i}} \sum_j \left(R_{ij}^{-1} f_{1,j} S_j \right), \quad (4)$$

where \mathcal{L} is the total integrated luminosity and Δx_i is the width of the i -th bin of the observable x . The quantity R_{ij}^{-1} is the inverse of the migration matrix between the i - and j -th bins, and S_j is the signal yield in the j -th bin computed from Eq. (3). The binning of the various observables is chosen such that the purity (fraction of reconstructed events for which the true value of the observable lies in the same bin) and the stability (fraction of true events where the reconstructed observable lies in the same bin) are well above 50% for most of the bins. This choice results in migration matrices with suppressed nondiagonal elements, shown for the all-jet channel in Fig. 9 and for the ℓ +jets channel in Fig. 10. To minimize biases introduced by the various

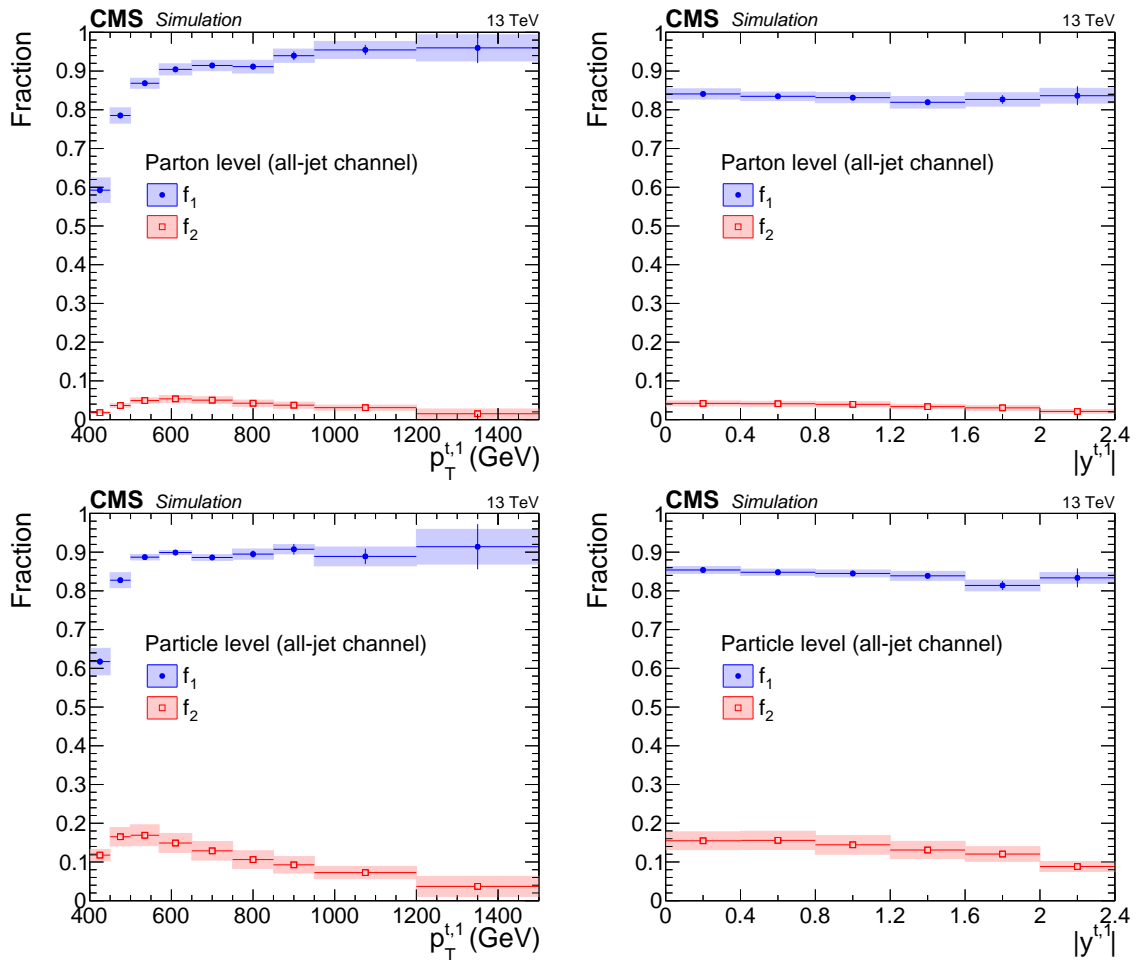


Figure 8: Simulated fractions f_1 and f_2 for the parton-level (upper row) and particle-level (lower row) selection in the all-jet channel as a function of the leading top quark p_T (left column) and $|y|$ (right column). The fraction f_1 is a function of the leading reconstructed top quark and the f_2 is a function of the leading top quark at parton or particle level.

unfolding methods utilizing regularization, we use migration-matrix inversion, as written in Eq. (4) and implemented in the TUNFOLD framework [67], for the price of a moderate increase in statistical uncertainty.

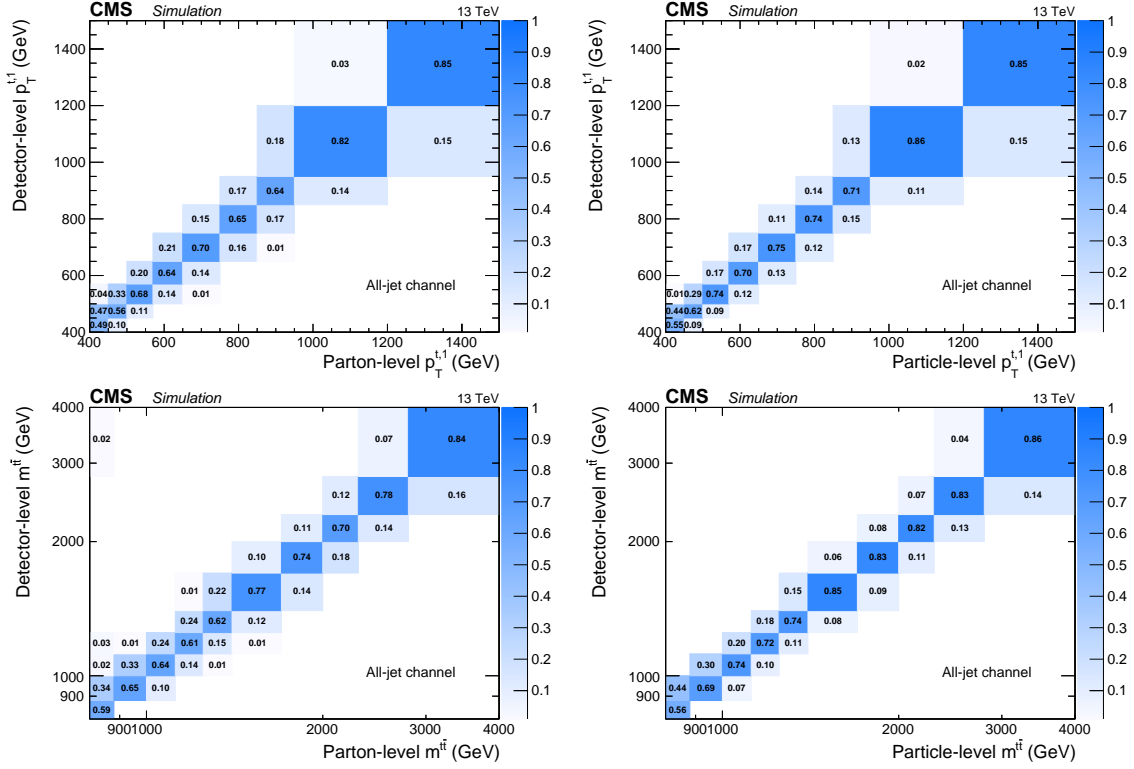


Figure 9: Migration matrices determined from simulation for the leading top quark p_T (upper row) and $m^{t\bar{t}}$ (lower row) at the parton level (left) and particle level (right) in the all-jet channel. Each column is normalized to unity.

9.3 All-jet channel

For the all-jet channel, the measurement of the unfolded differential cross section in bin j of the variable x is performed using Eq. (4). To estimate the uncertainty in the measurement, the entire procedure of the signal extraction, unfolding with different response matrices, and extrapolation to the particle- or parton-level phase space is repeated for every source of uncertainty discussed in Section 8. The unfolded cross sections at the particle (parton) level are shown in Figs. 11–13 (14–16). Figures 17 and 18 show a summary of the statistical and the dominant systematic uncertainties in the differential cross section, as a function of the leading top quark p_T and $|y|$ at the particle and parton levels, respectively.

9.4 ℓ +jets channel

In the ℓ +jets channel, the differential $t\bar{t}$ cross section is measured as a function of the p_T and $|y|$ of the top quark that decays according to $t \rightarrow Wb \rightarrow q\bar{q}'b$. The measurement at the particle level defines a region of phase space that mimics the event selection criteria as detailed in Section 9.1, but at the parton level corresponds to the phase space where the non-leptonically decaying top quark has $p_T > 400$ GeV. The ℓ +jets $t\bar{t}$ events are selected at the parton level, and the properties of the non-leptonically decaying top quarks are defined to represent the true top quark p_T values.

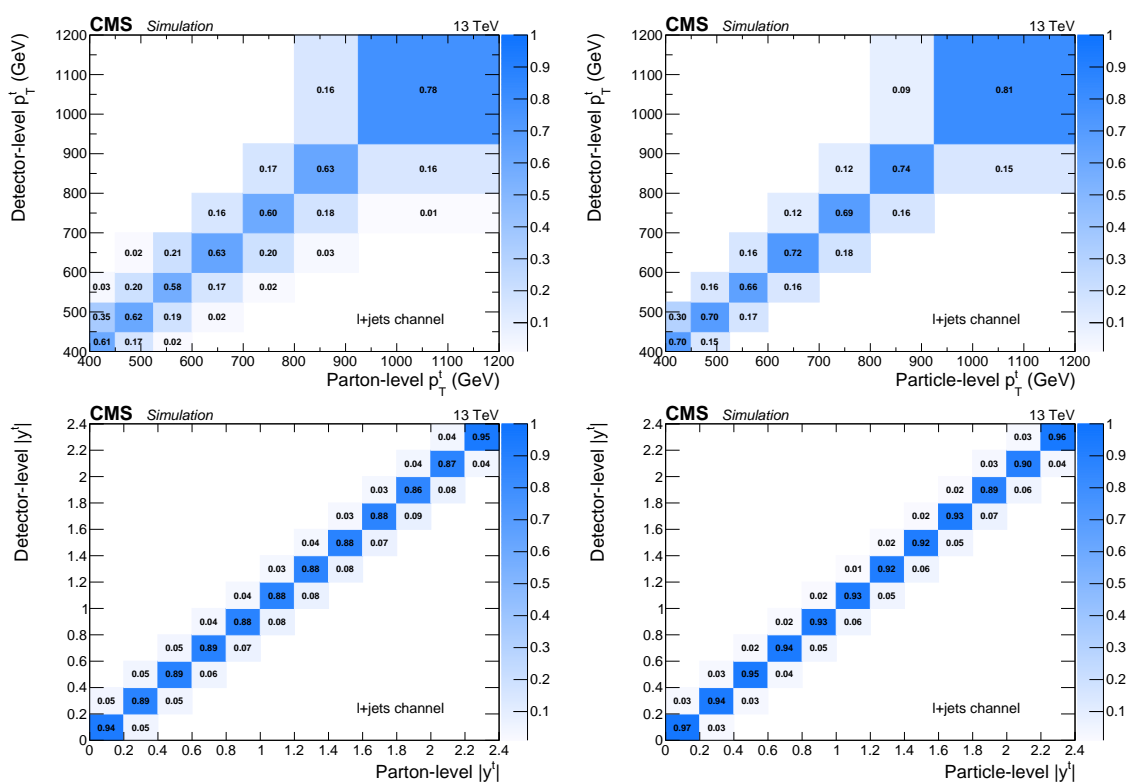


Figure 10: Migration matrices determined from simulation for top quark p_T (upper row) and rapidity (lower row) at the parton level (left) and particle level (right) in the $l+jets$ channel. Each column is normalized to unity.

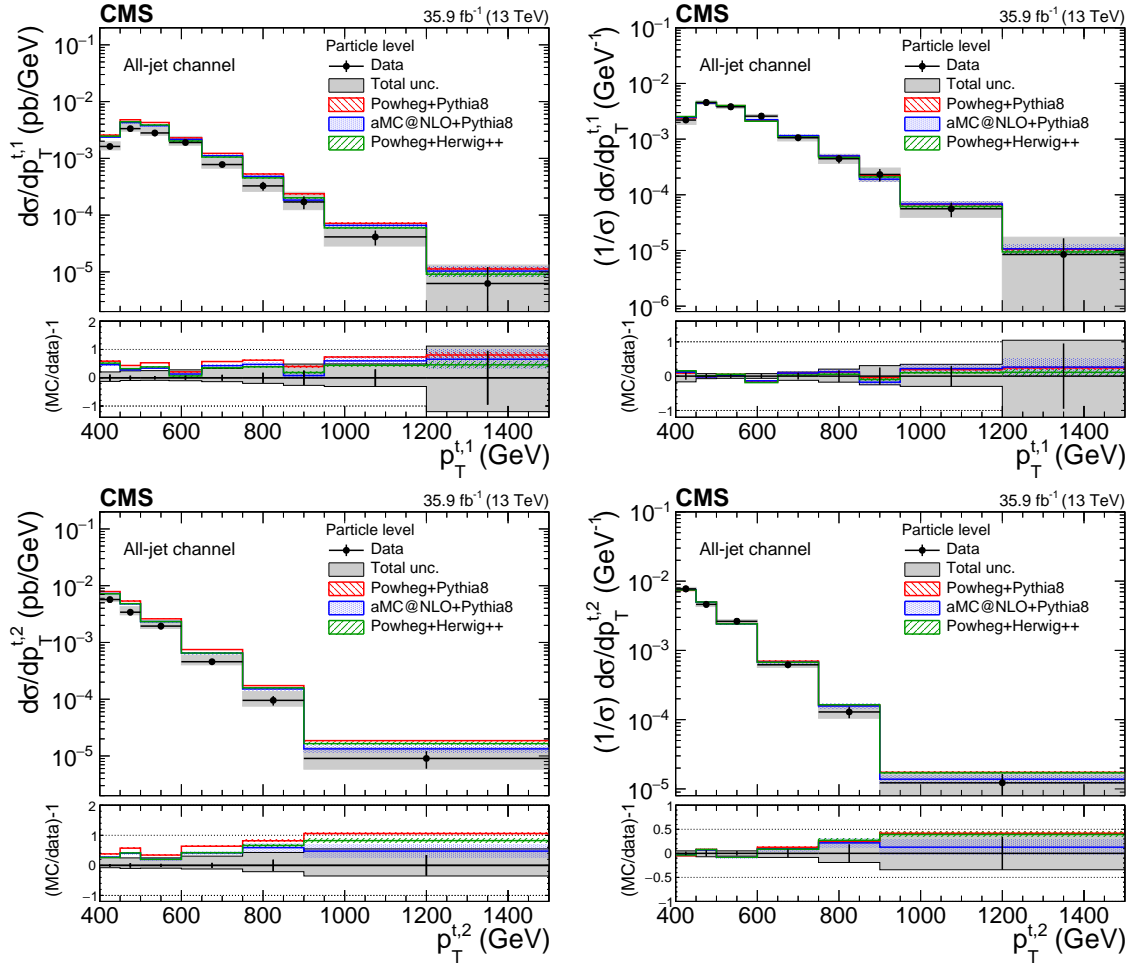


Figure 11: Differential cross section unfolded to the particle level, absolute (left) and normalized (right), as a function of the leading (upper row) and subleading (lower row) top quark p_T in the all-jet channel. The lower panel shows the ratio $(MC/data)-1$. The vertical bars on the data and in the ratio represent the statistical uncertainty in data, while the shaded band shows the total statistical and systematic uncertainty added in quadrature.

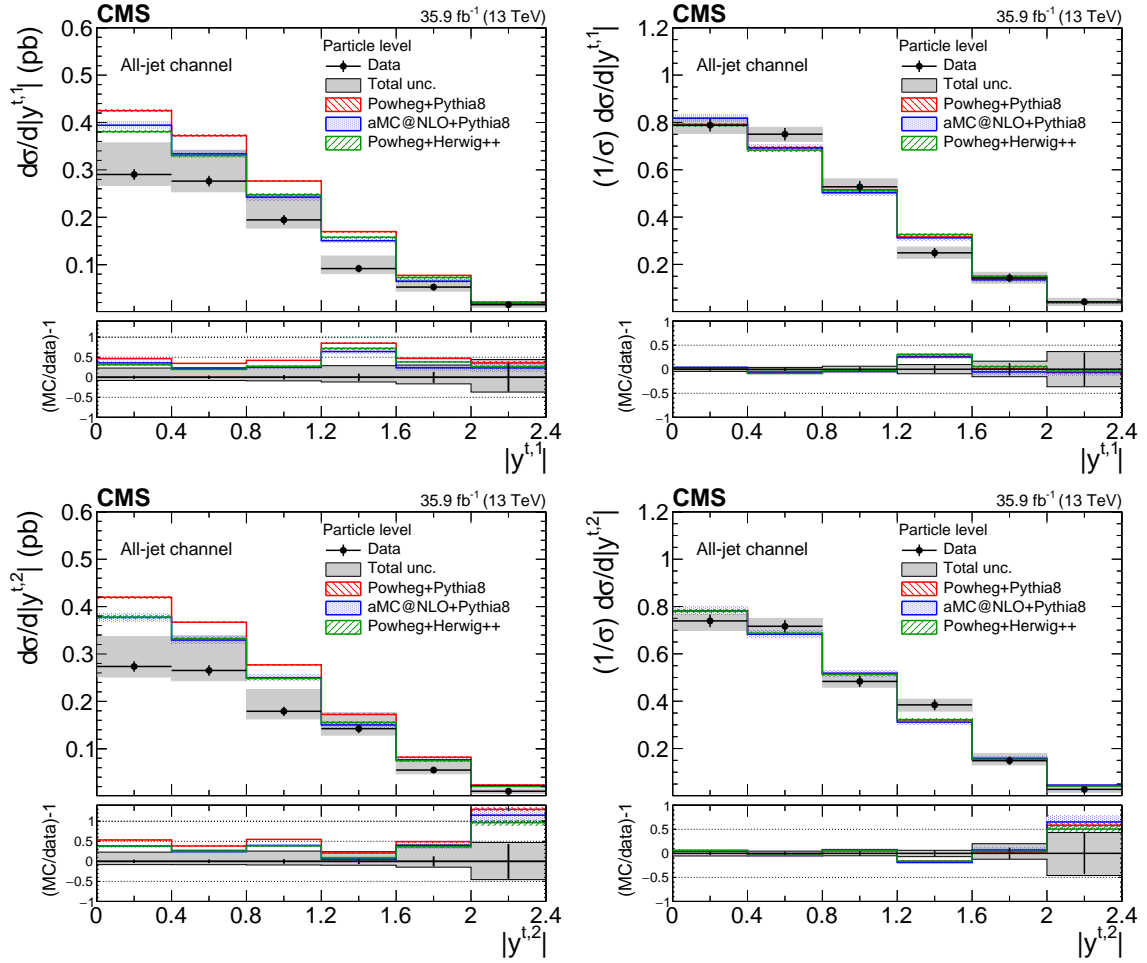


Figure 12: Differential cross section unfolded to the particle level, absolute (left) and normalized (right), as a function of the leading (upper row) and subleading (lower row) top quark $|y|$ in the all-jet channel. The lower panel shows the ratio $(MC/data)-1$. The vertical bars on the data and in the ratio represent the statistical uncertainty in data, while the shaded band shows the total statistical and systematic uncertainty added in quadrature.

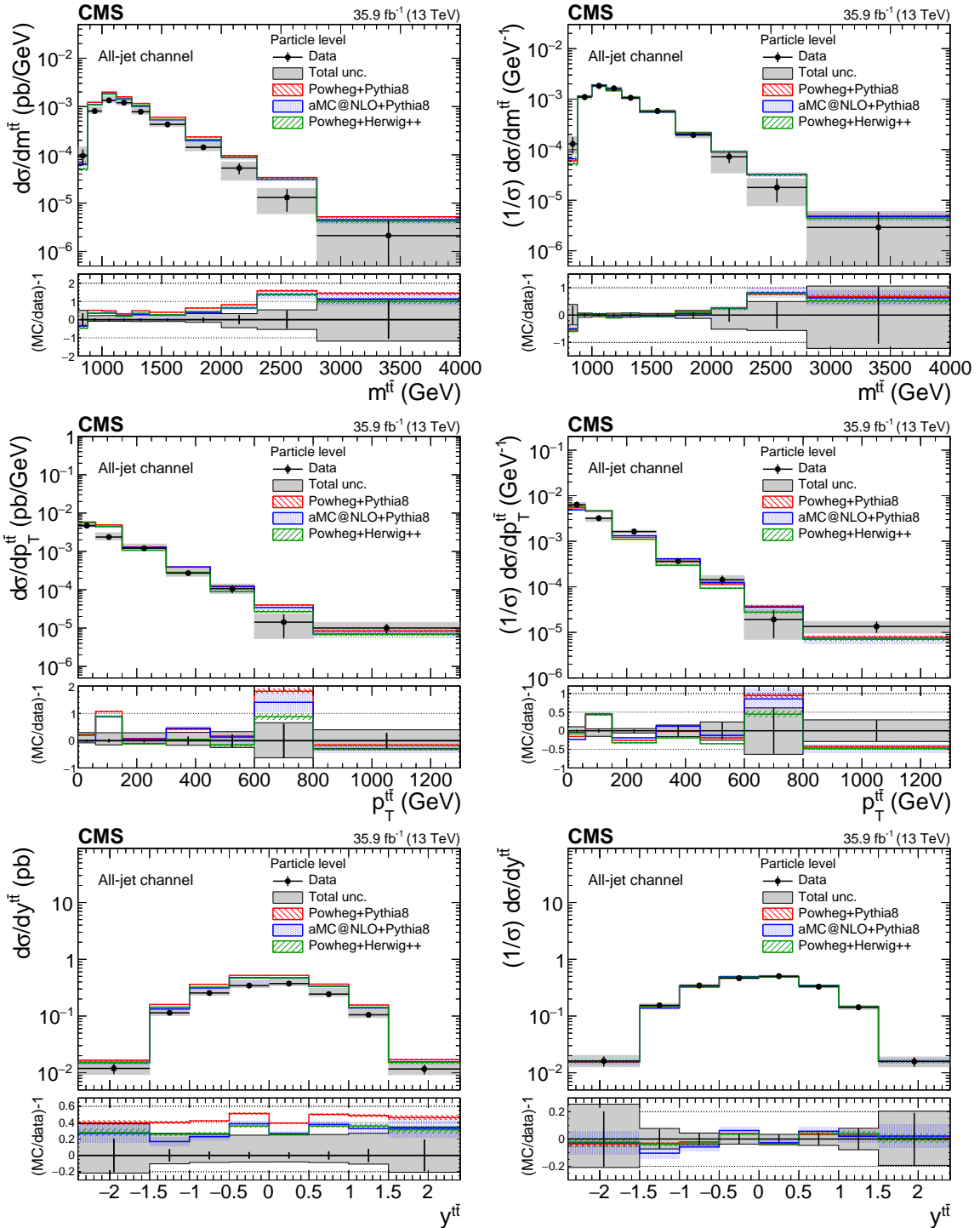


Figure 13: Differential cross section unfolded to the particle level, absolute (left) and normalized (right), as a function of m^{tt} (upper row), p_{T}^{tt} (middle row), and y^{tt} (lower row) in the all-jet channel. The lower panel shows the ratio $(\text{MC}/\text{data})-1$. The vertical bars on the data and in the ratio represent the statistical uncertainty in data, while the shaded band shows the total statistical and systematic uncertainty added in quadrature.

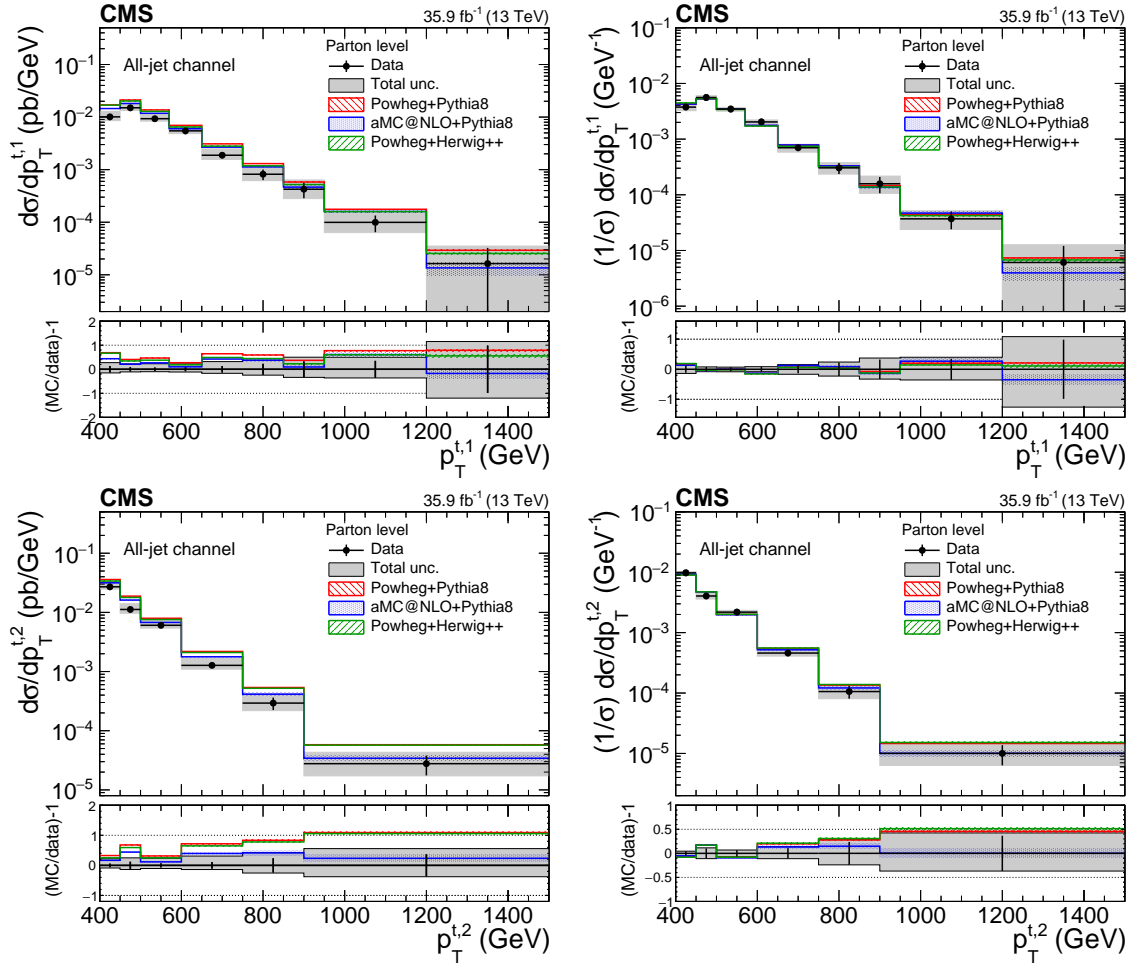


Figure 14: Differential cross section unfolded to the parton level, absolute (left) and normalized (right), as a function of the leading (upper row) and subleading (lower row) top quark p_T in the all-jet channel. The lower panel shows the ratio $(MC/data)-1$. The vertical bars on the data and in the ratio represent the statistical uncertainty in data, while the shaded band shows the total statistical and systematic uncertainty added in quadrature.

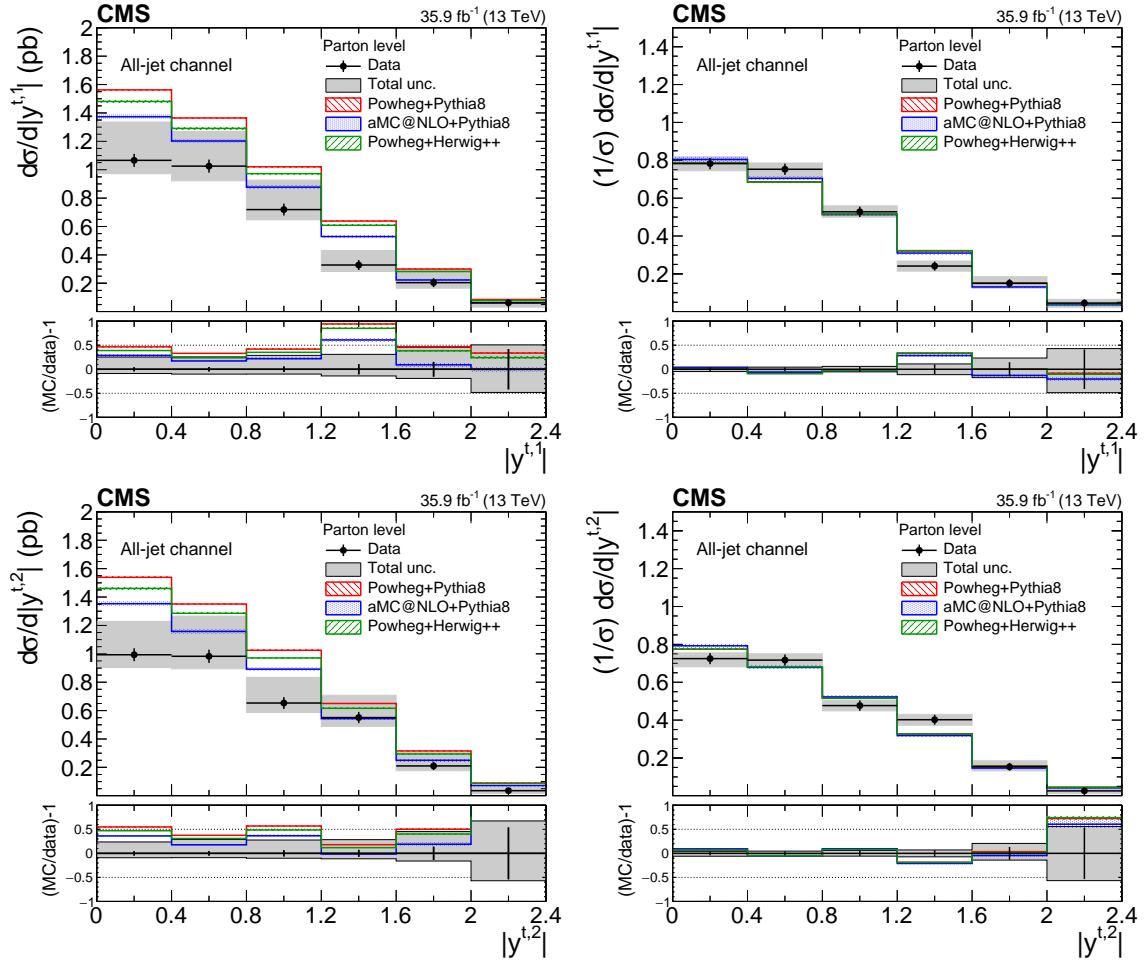


Figure 15: Differential cross section unfolded to the parton level, absolute (left) and normalized (right), as a function of the leading (upper row) and subleading (lower row) top quark $|y|$ in the all-jet channel. The lower panel shows the ratio $(MC/data)-1$. The vertical bars on the data and in the ratio represent the statistical uncertainty in data, while the shaded band shows the total statistical and systematic uncertainty added in quadrature.

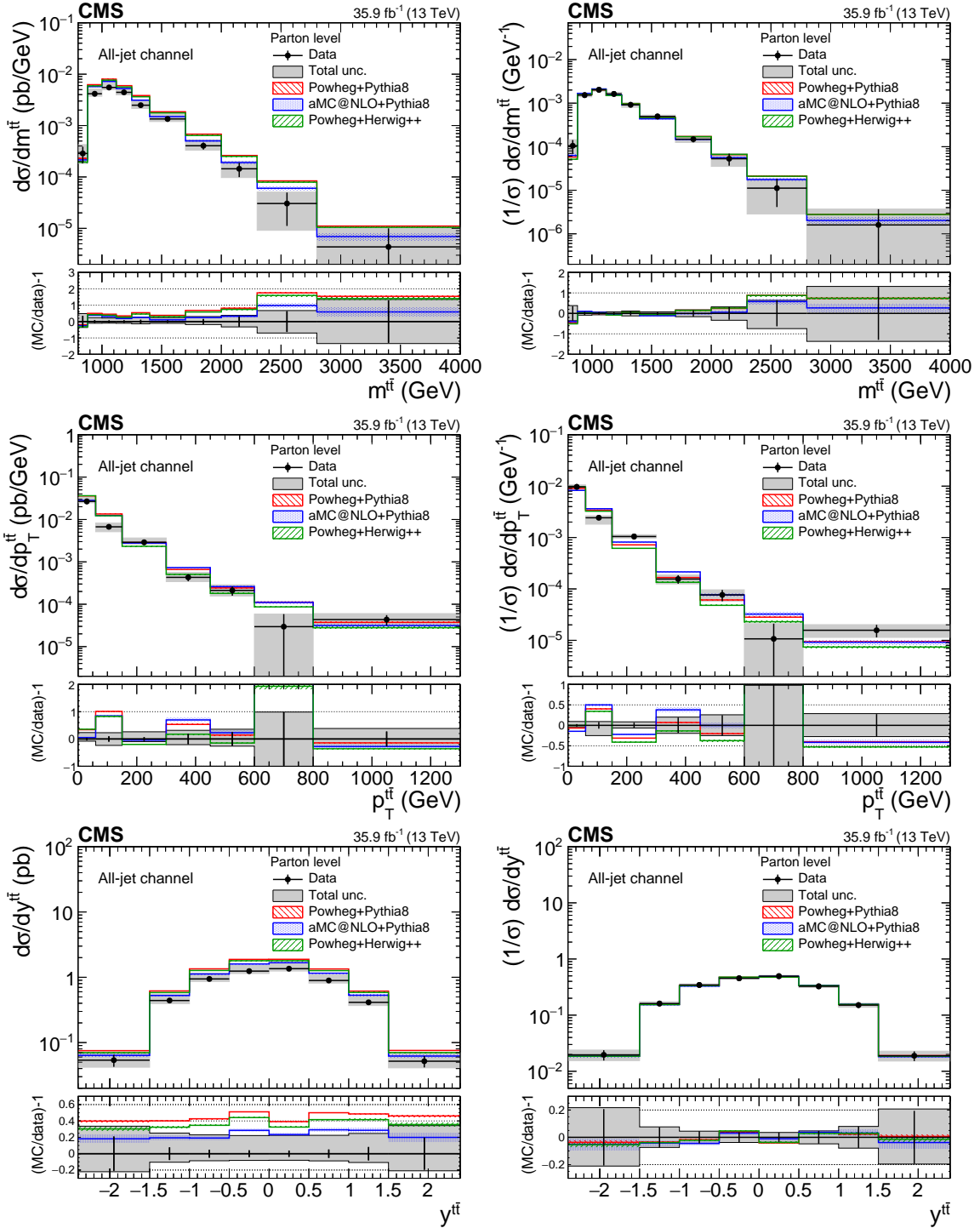


Figure 16: Differential cross section unfolded to the parton level, absolute (left) and normalized (right), as a function of m^{tt} (upper row), p_T^{tt} (middle row), and y^{tt} (lower row) in the all-jet channel. The lower panel shows the ratio $(\text{MC}/\text{data})-1$. The vertical bars on the data and in the ratio represent the statistical uncertainty in data, while the shaded band shows the total statistical and systematic uncertainty added in quadrature.

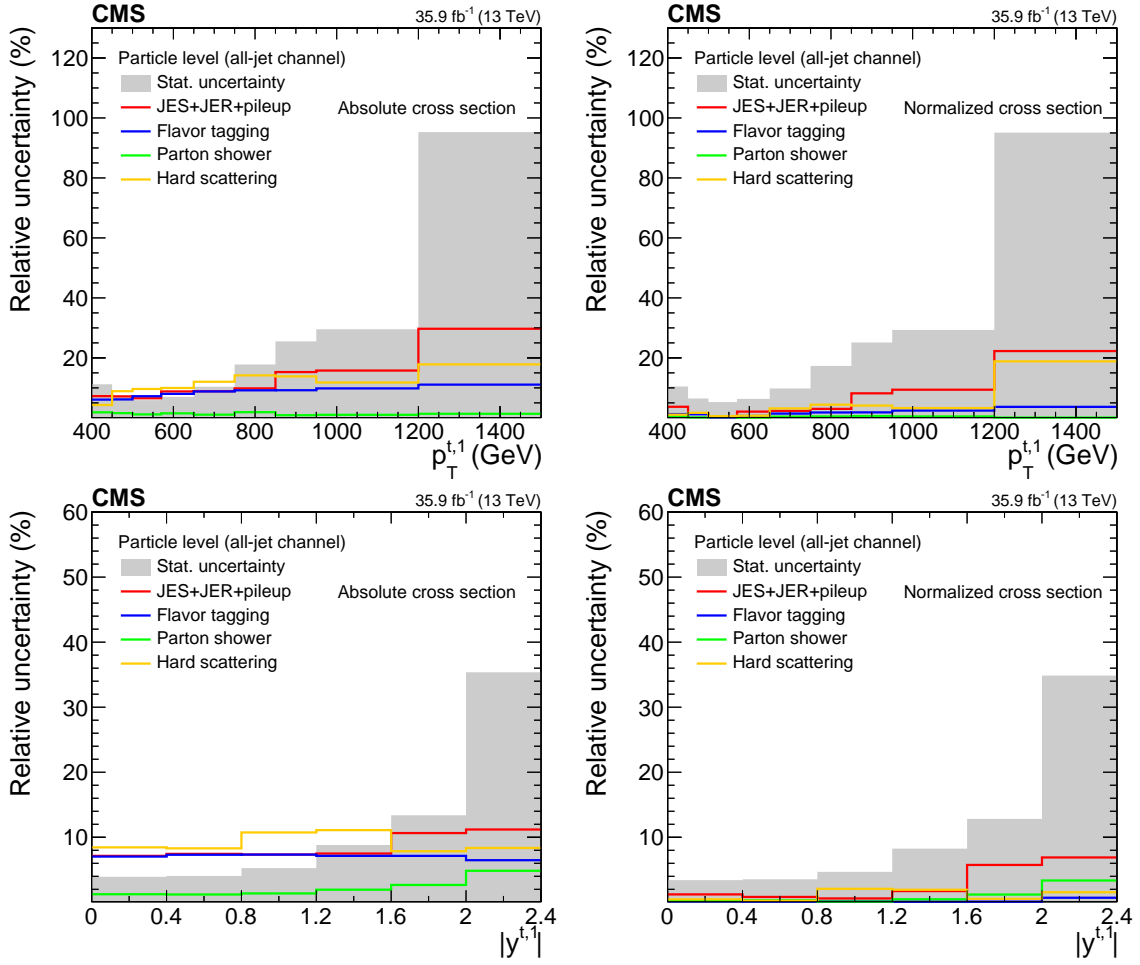


Figure 17: Breakdown of the uncertainties in the absolute (left column) and normalized (right column) measurement at the particle level, as a function of the leading top quark p_T (upper row) and $|y|$ (lower row) in the all-jet channel. The shaded band shows the statistical uncertainty, while the solid lines show the systematic uncertainties grouped in four categories: a) uncertainty due to pileup and the JES and JER of the large- R jets, b) uncertainty due to flavor tagging of the subjets, c) uncertainty due to the modeling of the parton shower, and d) uncertainty due to the modeling of the hard scattering.

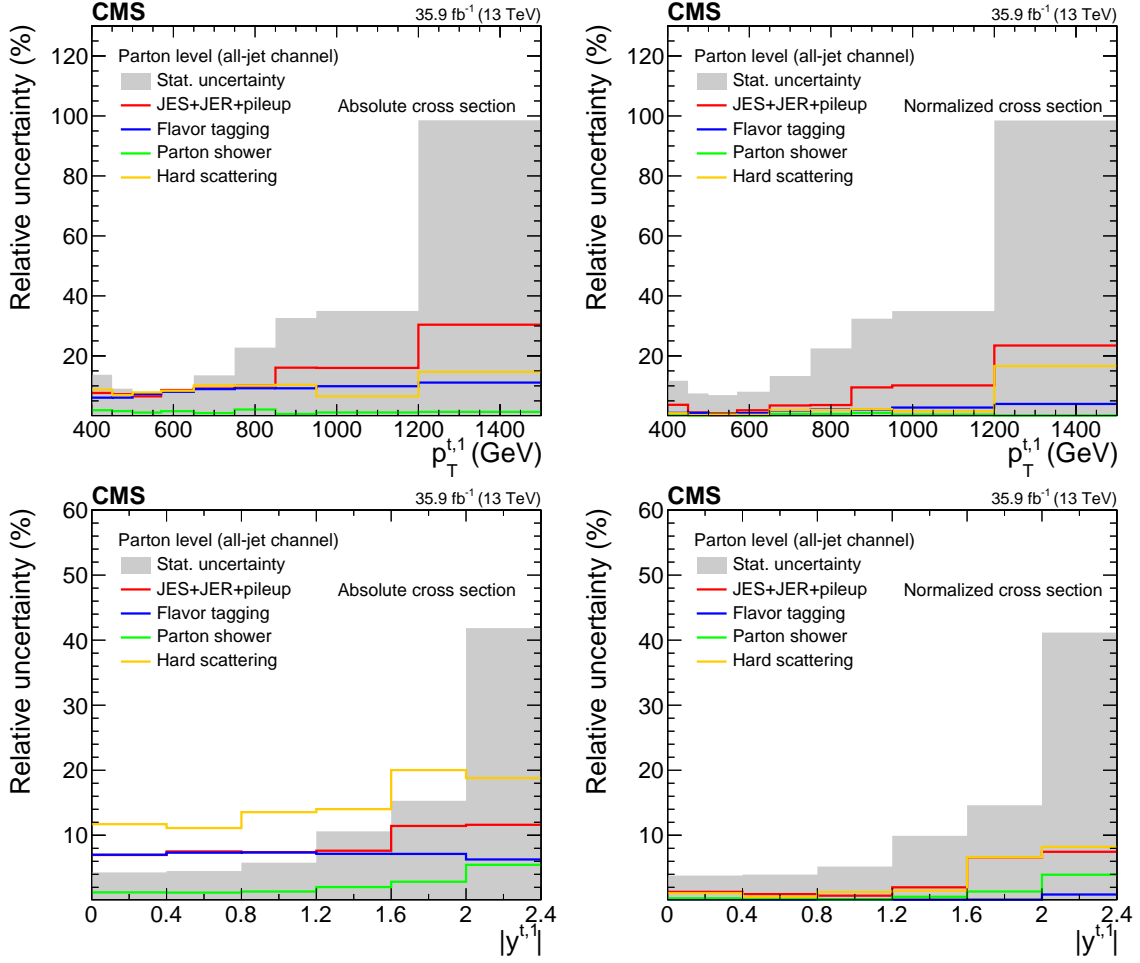


Figure 18: Breakdown of the uncertainties in the absolute (left column) and normalized (right column) measurement at the parton level, as a function of the leading top quark p_T (upper row) and $|y|$ (lower row) in the all-jet channel. The shaded band shows the statistical uncertainty, while the solid lines show the systematic uncertainties grouped in four categories: a) uncertainty due to pileup and the JES and JER of the large- R jets, b) uncertainty due to flavor tagging of the subjects, c) uncertainty due to the modeling of the parton shower, and d) uncertainty due to the modeling of the hard scattering.

The differential cross section is extracted from the signal-dominated 1t1b category. The distribution in the measured signal is determined by subtracting the estimated background contributions from the distribution in data, using the posterior normalizations from the fit given in Table 3. To account for reconstruction efficiencies and bin migrations in signal, we use unregularized unfolding, as implemented in the TUNFOLD framework [67], which was found to be optimal for the measurement. The unfolding relies on response matrices that map the p_T and $|y|$ distributions for the t -tagged jet to corresponding properties for either the particle-level t jet candidate or the parton-level top quark.

Systematic uncertainties in the unfolded measurement receive contributions from the experimental and theoretical sources discussed in Section 8. The posterior values from the likelihood fit are used for the t tagging efficiency, background normalizations, and lepton efficiencies, while the a priori values are used for the remaining uncertainties. For each systematic change that affects the distribution in p_T or $|y|$, we define a separate response matrix that is used to unfold the data. The resulting uncertainties are added in quadrature to obtain the total uncertainty in the unfolded distribution.

The data in the electron and muon channels are combined before the unfolding by adding the measured distributions and their response matrices into a single channel. The background contributions are also merged before subtracting these from the measured distributions, with the exception of the electron and muon multijet backgrounds that are treated as separate sources.

The unfolded cross sections for top quarks are shown in Figs. 19–20 as a function of p_T and $|y|$ for the particle and parton levels, respectively, and compared to results from POWHEG interfaced with PYTHIA or HERWIG++ and from MADGRAPH5_aMC@NLO interfaced with PYTHIA. The breakdown of sources of systematic uncertainty are given in Figs. 21 and 22. The cross section at the parton level as a function of the p_T of the top quark that decays as $t \rightarrow Wb \rightarrow q\bar{q}'b$ presented in this paper can also be compared to the corresponding measurement from CMS in the resolved final state [19]. The two measurements are observed to be in agreement in the region of phase space where they overlap.

9.5 Discussion

The unfolded cross sections at the particle and parton levels reveal some important features. Theory predictions of the integrated cross sections are 56 and 25% higher than our measurement for the all-jet and ℓ +jets channels, respectively, which agrees with previous results [20]. It should be noted that the two channels probe different phase spaces of the $t\bar{t}$ production, due to the kinematic requirement on the subleading top quark in the all-jet channel, and therefore the integrated cross sections are not expected to be the same. That is, the phase space probed in the all-jet channel requires two top quarks with p_T above 400 GeV, while the ℓ +jets channel phase space only requires one such high- p_T top quark. In terms of the normalized differential distributions, there is agreement between the data and theory within the uncertainties of the measurement and some qualitative observations can be made by comparing the central values of the data and theory. There is good agreement for the leading top quark (all-jet channel) and the p_T of the top quark that decays as $t \rightarrow Wb \rightarrow q\bar{q}'b$ (ℓ +jets channel), while the cross section as a function of the p_T of the subleading top quark in the all-jet channel appears to be softer in data than for the POWHEG predictions, with MADGRAPH5_aMC@NLO providing the best description. The distributions in y are well described by theory in both channels, with a small deviation for the subleading top quark that is related to the difference in the p_T spectrum. Finally, the measured distributions for the $t\bar{t}$ system are mostly in agreement with theory, with a possible deviation in the $m^{t\bar{t}}$ variable, where POWHEG tends to produce a harder spectrum,

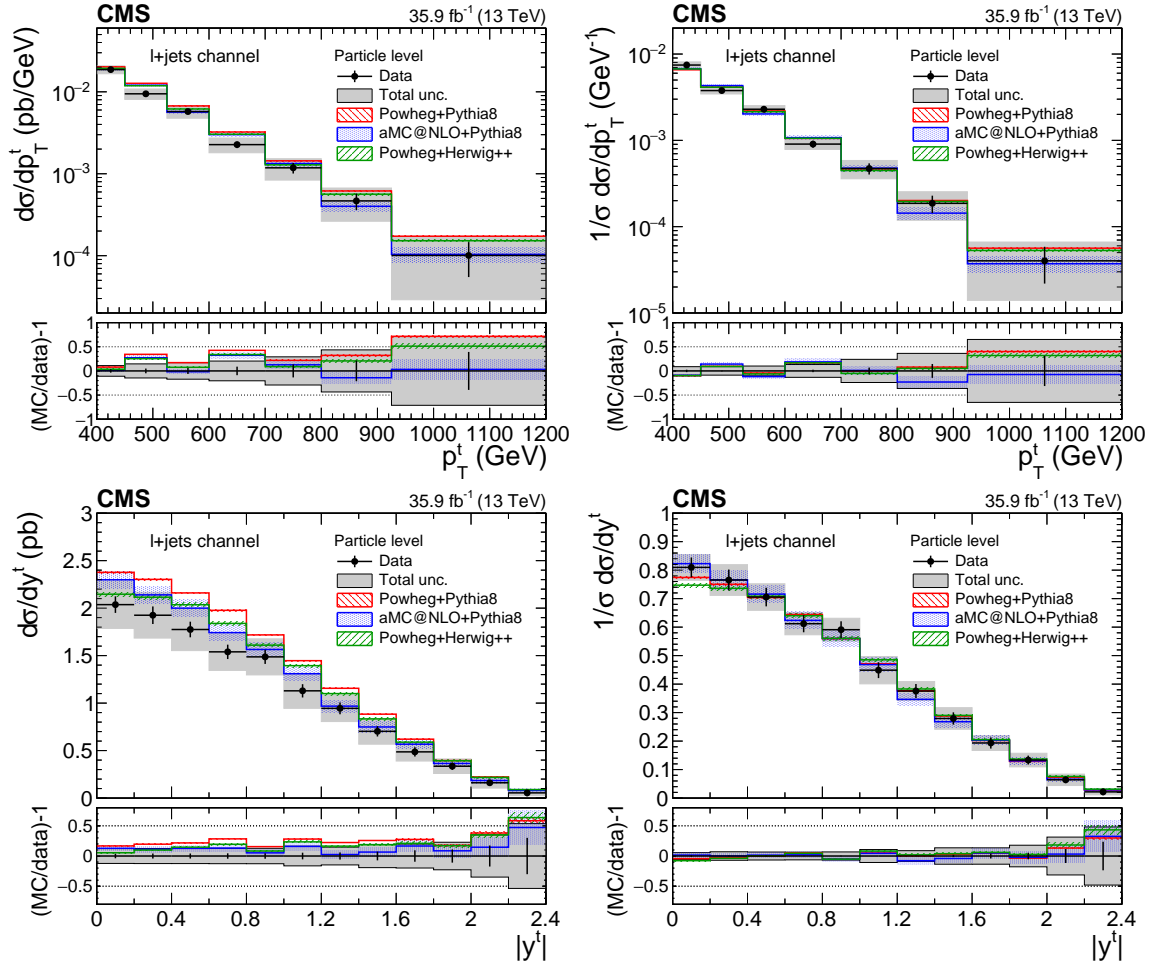


Figure 19: Differential cross section measurements at the particle level, as a function of the particle-level t jet p_T (upper row) and $|y|$ (lower row) for the ℓ +jets channel. Both absolute (left column) and normalized (right column) cross sections are shown. The lower panel shows the ratio $(MC/data)-1$. The vertical bars on the data and in the ratio represent the statistical uncertainty in data, while the shaded band shows the total statistical and systematic uncertainty added in quadrature.

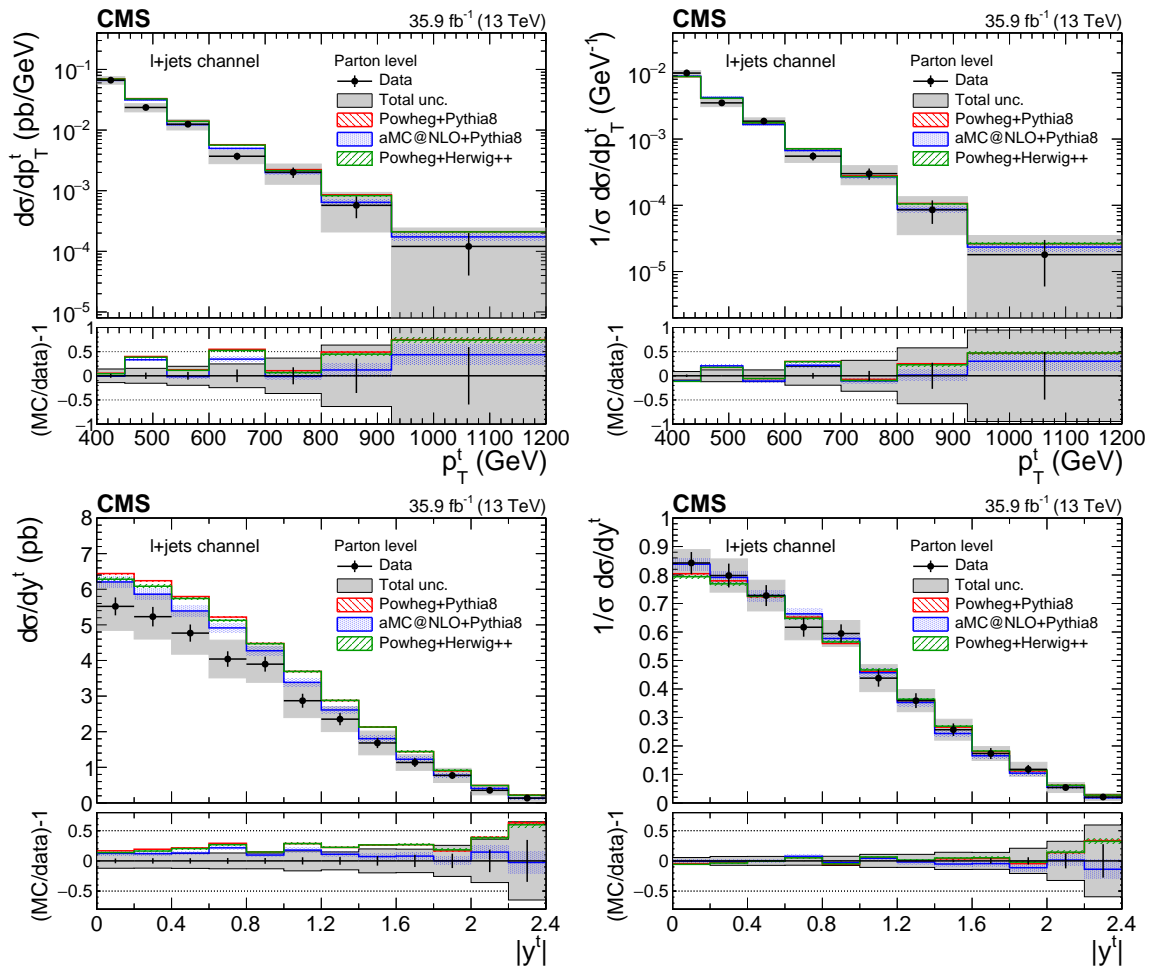


Figure 20: Differential cross section measurements at the parton level, as a function of the parton-level top quark p_T (upper row) and $|y|$ (lower row) for the ℓ +jets channel. Both absolute (left column) and normalized (right column) cross sections are shown. The lower panel shows the ratio $(MC/data)-1$. The vertical bars on the data and in the ratio represent the statistical uncertainty in data, while the shaded band shows the total statistical and systematic uncertainty added in quadrature.

while MADGRAPH5_aMC@NLO is fully consistent with the data. Regarding systematic uncertainties, it should be noted that they are in general larger for the all-jet channel because the two leading experimental sources in JES and b tagging enter twice (two large- R jets). In contrast, the uncertainty in parton showering is smaller for the all-jet channel because its main contribution (FSR) is constrained through a dedicated analysis, as discussed in Section 8.

10 Summary

A measurement was presented of the top quark pair ($t\bar{t}$) cross section for top quarks with high transverse momentum (p_T) produced in pp collisions at 13 TeV. The measurement uses events in which either one or both top quarks decay to jets, and where the decay products cannot be resolved but are instead clustered in a single large-radius (R) jet with $p_T > 400$ GeV. The all-jet final state contains two such large- R jets, while the lepton+jets final state is identified through the presence of an electron or muon, a b-tagged jet, missing transverse momentum from the escaping neutrino, and a single t-tagged, large- R jet. The measurement utilizes a larger data set

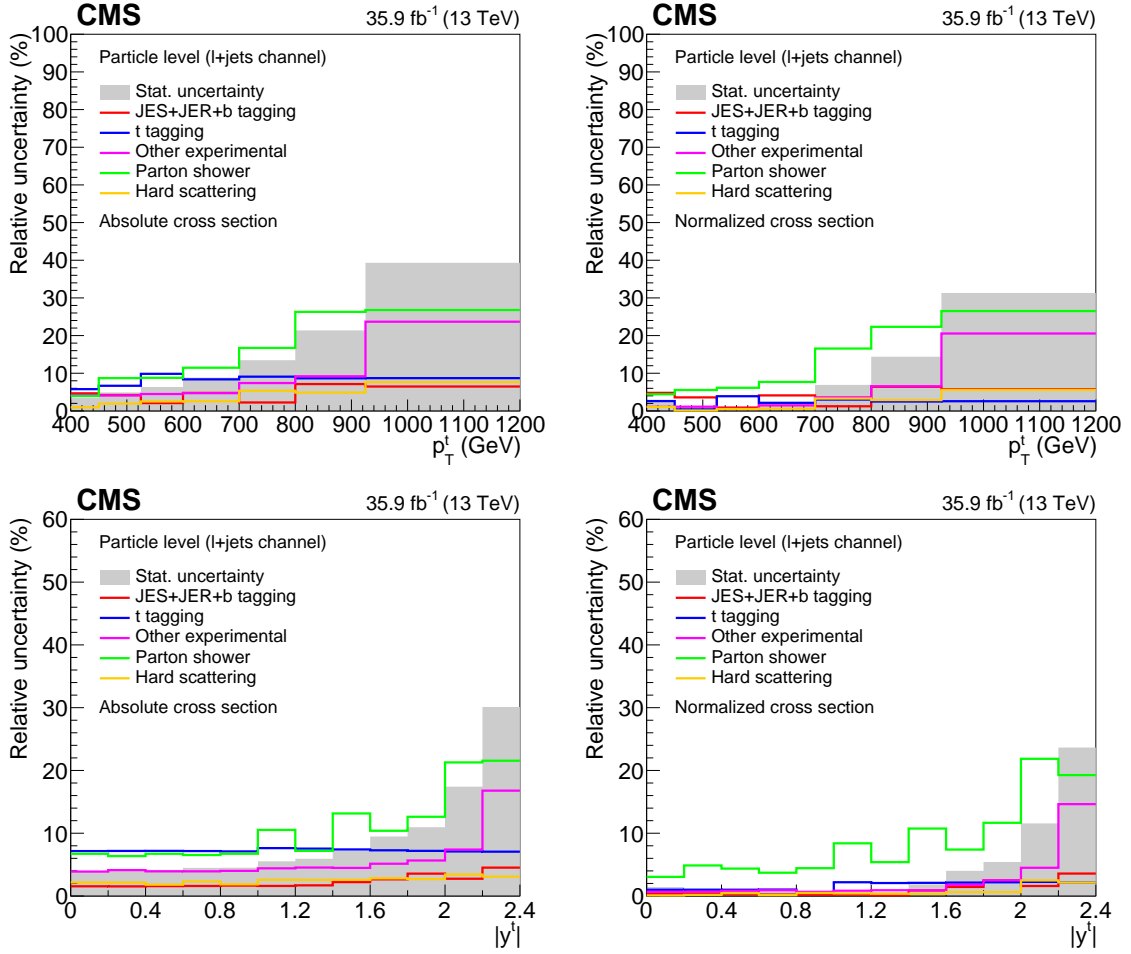


Figure 21: Breakdown of the sources of systematic uncertainty affecting the differential cross section measurements in the ℓ +jets channel at the particle level as a function of the particle-level t jet p_T (upper row) or $|y|$ (lower row). Both the systematic uncertainties in the absolute (left column) and the normalized (right column) cross sections are shown. “JES+JER+b tagging” includes uncertainties due to the JES, JER, and small- R jet b tagging efficiency; “ t tagging” is the uncertainty associated with the large- R jet t tagging efficiency; “Other experimental” includes the uncertainties originating from the background estimate, pileup modeling, lepton identification and trigger efficiency, and measurement of the integrated luminosity; “Parton shower” includes contributions from ISR and FSR, underlying event tune, ME-PS matching, and color reconnection; “Hard scattering” includes the uncertainty due to PDFs, as well as renormalization and factorization scales. The grey bands shows the statistical uncertainty.

relative to previous results to explore a wider phase space of $t\bar{t}$ production and to elucidate any discrepancies with theory that were reported in previous publications. For the all-jet channel, absolute and normalized differential cross sections are measured as functions of the leading and subleading top quark p_T and absolute rapidity $|y|$, and as a function of the invariant mass, p_T , and y of the $t\bar{t}$ system, unfolded to the particle level within a fiducial phase space and to the parton level. For the lepton+jets channel, the differential cross sections are measured as functions of the p_T and $|y|$ of the top quark that decays according to $t \rightarrow Wb \rightarrow q\bar{q}'b$, both at the particle and parton levels. The results are compared with theory using the POWHEG matrix element generator, interfaced to either PYTHIA or HERWIG++ for the underlying event and parton showering, and with the MADGRAPH5_aMC@NLO matrix element generator, interfaced

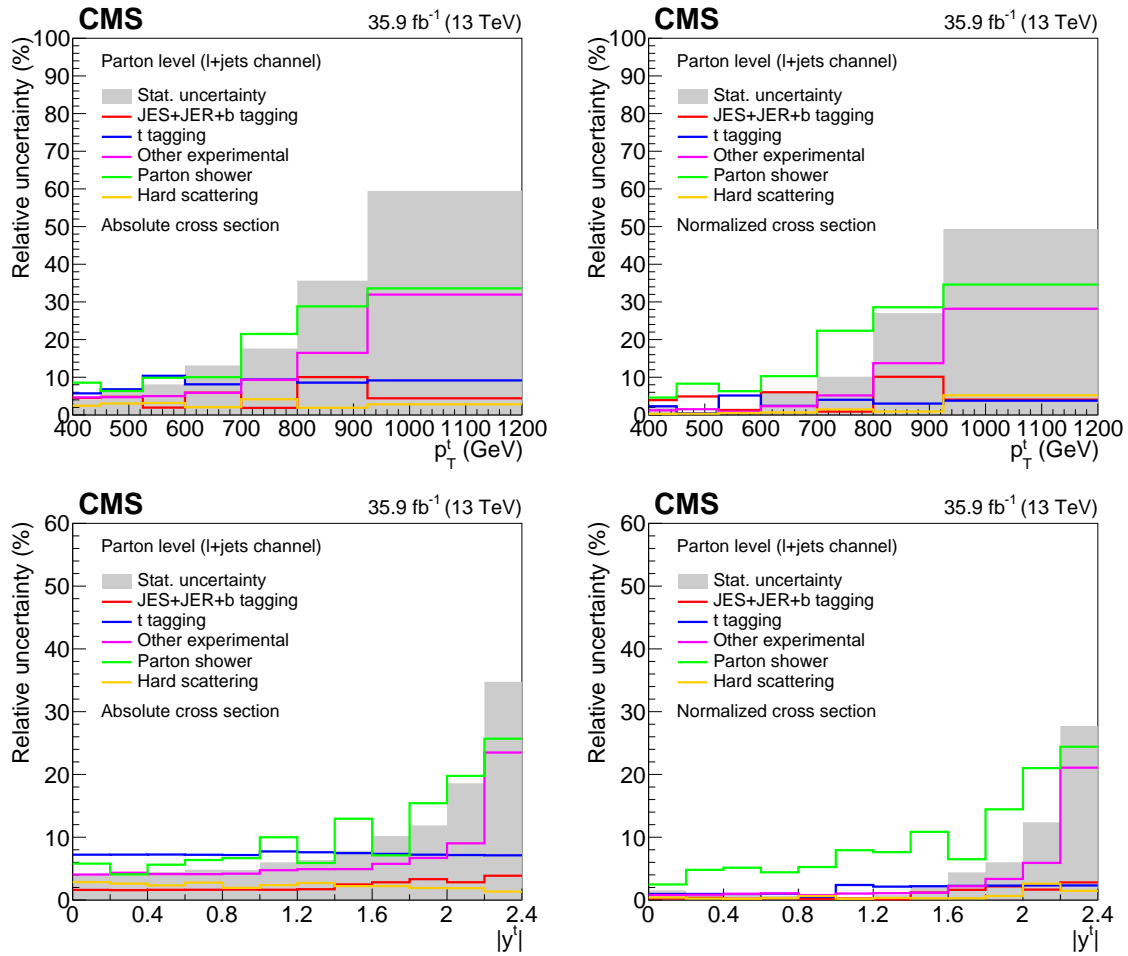


Figure 22: Breakdown of the sources of systematic uncertainty affecting the differential cross section measurements in the ℓ +jets channel at the parton level as a function of the top quark p_T (upper row) or $|y|$ (lower row). Both the systematic uncertainties in the absolute (left column) and the normalized (right column) cross sections are shown. “JES+JER+b tagging” includes uncertainties due to the JES, JER, and small- R jet b tagging efficiency; “t tagging” is the uncertainty associated with the large- R jet t tagging efficiency; “Other experimental” includes the uncertainties originating from the background estimate, pileup modeling, lepton identification and trigger efficiency, and measurement of the integrated luminosity; “Parton shower” includes contributions from ISR and FSR, underlying event tune, ME-PS matching, and color reconnection; “Hard scattering” includes the uncertainty due to PDFs, as well as renormalization and factorization scales.

to PYTHIA. All the models significantly exceed the absolute cross section in the phase spaces of the measurements. However, the normalized differential cross sections are consistently well described. The most notable discrepancies are observed in the invariant mass of the $t\bar{t}$ system and the subleading top quark p_T in the all-jet channel, where theory predicts a higher cross section at high mass and at high p_T , respectively. To further investigate the severity of this discrepancy, more data are needed to enhance the statistical significance of the measurement in this region of phase space.

Acknowledgments

We congratulate our colleagues in the CERN accelerator departments for the excellent performance of the LHC and thank the technical and administrative staffs at CERN and at other CMS institutes for their contributions to the success of the CMS effort. In addition, we gratefully acknowledge the computing centers and personnel of the Worldwide LHC Computing Grid for delivering so effectively the computing infrastructure essential to our analyses. Finally, we acknowledge the enduring support for the construction and operation of the LHC and the CMS detector provided by the following funding agencies: BMBWF and FWF (Austria); FNRS and FWO (Belgium); CNPq, CAPES, FAPERJ, FAPERGS, and FAPESP (Brazil); MES (Bulgaria); CERN; CAS, MoST, and NSFC (China); COLCIENCIAS (Colombia); MSES and CSF (Croatia); RIF (Cyprus); SENESCYT (Ecuador); MoER, ERC IUT, PUT and ERDF (Estonia); Academy of Finland, MEC, and HIP (Finland); CEA and CNRS/IN2P3 (France); BMBF, DFG, and HGF (Germany); GSRT (Greece); NKFI (Hungary); DAE and DST (India); IPM (Iran); SFI (Ireland); INFN (Italy); MSIP and NRF (Republic of Korea); MES (Latvia); LAS (Lithuania); MOE and UM (Malaysia); BUAP, CINVESTAV, CONACYT, LNS, SEP, and UASLP-FAI (Mexico); MOS (Montenegro); MBIE (New Zealand); PAEC (Pakistan); MSHE and NSC (Poland); FCT (Portugal); JINR (Dubna); MON, RosAtom, RAS, RFBR, and NRC KI (Russia); MESTD (Serbia); SEIDI, CPAN, PCTI, and FEDER (Spain); MOSTR (Sri Lanka); Swiss Funding Agencies (Switzerland); MST (Taipei); ThEPCenter, IPST, STAR, and NSTDA (Thailand); TUBITAK and TAEK (Turkey); NASU (Ukraine); STFC (United Kingdom); DOE and NSF (USA).

Individuals have received support from the Marie-Curie program and the European Research Council and Horizon 2020 Grant, contract Nos. 675440, 752730, and 765710 (European Union); the Leventis Foundation; the A.P. Sloan Foundation; the Alexander von Humboldt Foundation; the Belgian Federal Science Policy Office; the Fonds pour la Formation à la Recherche dans l'Industrie et dans l'Agriculture (FRIA-Belgium); the Agentschap voor Innovatie door Wetenschap en Technologie (IWT-Belgium); the F.R.S.-FNRS and FWO (Belgium) under the "Excellence of Science – EOS" – be.h project n. 30820817; the Beijing Municipal Science & Technology Commission, No. Z191100007219010; the Ministry of Education, Youth and Sports (MEYS) of the Czech Republic; the Deutsche Forschungsgemeinschaft (DFG) under Germany's Excellence Strategy – EXC 2121 "Quantum Universe" – 390833306; the Lendület ("Momentum") Program and the János Bolyai Research Scholarship of the Hungarian Academy of Sciences, the New National Excellence Program ÚNKP, the NKFI research grants 123842, 123959, 124845, 124850, 125105, 128713, 128786, and 129058 (Hungary); the Council of Science and Industrial Research, India; the HOMING PLUS program of the Foundation for Polish Science, cofinanced from European Union, Regional Development Fund, the Mobility Plus program of the Ministry of Science and Higher Education, the National Science Center (Poland), contracts Harmonia 2014/14/M/ST2/00428, Opus 2014/13/B/ST2/02543, 2014/15/B/ST2/03998, and 2015/19/B/ST2/02861, Sonata-bis 2012/07/E/ST2/01406; the National Priorities Research Program by Qatar National Research Fund; the Ministry of Science and Higher Education, project no. 02.a03.21.0005 (Russia); the Programa Estatal de Fomento de la Investigación Científica y Técnica de Excelencia María de Maeztu, grant MDM-2015-0509 and the Programa Severo Ochoa del Principado de Asturias; the Thalís and Aristeia programs cofinanced by EU-ESF and the Greek NSRF; the Rachadapisek Sompot Fund for Postdoctoral Fellowship, Chulalongkorn University and the Chulalongkorn Academic into Its 2nd Century Project Advancement Project (Thailand); the Kavli Foundation; the Nvidia Corporation; the SuperMicro Corporation; the Welch Foundation, contract C-1845; and the Weston Havens Foundation (USA).

References

- [1] ATLAS Collaboration, “Measurements of top-quark pair single- and double-differential cross-sections in the all-hadronic channel in pp collisions at $\sqrt{s} = 13$ TeV using the ATLAS detector”, (2020). [arXiv:2006.09274](https://arxiv.org/abs/2006.09274). Submitted to JHEP.
- [2] ATLAS Collaboration, “Measurements of top-quark pair differential and double-differential cross-sections in the ℓ +jets channel with pp collisions at $\sqrt{s} = 13$ TeV using the ATLAS detector”, *Eur. Phys. J. C* **79** (2019) 1028, [doi:10.1140/epjc/s10052-019-7525-6](https://doi.org/10.1140/epjc/s10052-019-7525-6), [arXiv:1908.07305](https://arxiv.org/abs/1908.07305).
- [3] ATLAS Collaboration, “Measurement of the $t\bar{t}$ production cross-section and lepton differential distributions in $e\mu$ dilepton events from pp collisions at $\sqrt{s} = 13$ TeV with the ATLAS detector”, *Eur. Phys. J. C* **80** (2020) 528, [doi:10.1140/epjc/s10052-020-7907-9](https://doi.org/10.1140/epjc/s10052-020-7907-9), [arXiv:1910.08819](https://arxiv.org/abs/1910.08819).
- [4] ATLAS Collaboration, “Measurements of top-quark pair differential cross-sections in the lepton+jets channel in pp collisions at $\sqrt{s} = 13$ TeV using the ATLAS detector”, *JHEP* **11** (2017) 191, [doi:10.1007/JHEP11\(2017\)191](https://doi.org/10.1007/JHEP11(2017)191), [arXiv:1708.00727](https://arxiv.org/abs/1708.00727).
- [5] ATLAS Collaboration, “Measurements of top-quark pair differential cross-sections in the $e\mu$ channel in pp collisions at $\sqrt{s} = 13$ TeV using the ATLAS detector”, *Eur. Phys. J. C* **77** (2017) 292, [doi:10.1140/epjc/s10052-017-4821-x](https://doi.org/10.1140/epjc/s10052-017-4821-x), [arXiv:1612.05220](https://arxiv.org/abs/1612.05220).
- [6] ATLAS Collaboration, “Measurement of lepton differential distributions and the top quark mass in $t\bar{t}$ production in pp collisions at $\sqrt{s} = 8$ TeV with the ATLAS detector”, *Eur. Phys. J. C* **77** (2017) 804, [doi:10.1140/epjc/s10052-017-5349-9](https://doi.org/10.1140/epjc/s10052-017-5349-9), [arXiv:1709.09407](https://arxiv.org/abs/1709.09407).
- [7] ATLAS Collaboration, “Measurement of top quark pair differential cross-sections in the dilepton channel in pp collisions at $\sqrt{s} = 7$ and 8 TeV with ATLAS”, *Phys. Rev. D* **94** (2016) 092003, [doi:10.1103/PhysRevD.94.092003](https://doi.org/10.1103/PhysRevD.94.092003), [arXiv:1607.07281](https://arxiv.org/abs/1607.07281).
- [8] ATLAS Collaboration, “Differential top-antitop cross-section measurements as a function of observables constructed from final-state particles using pp collisions at $\sqrt{s} = 7$ TeV in the ATLAS detector”, *JHEP* **06** (2015) 100, [doi:10.1007/JHEP06\(2015\)100](https://doi.org/10.1007/JHEP06(2015)100), [arXiv:1502.05923](https://arxiv.org/abs/1502.05923).
- [9] ATLAS Collaboration, “Measurements of top quark pair relative differential cross-sections with ATLAS in pp collisions at $\sqrt{s} = 7$ TeV”, *Eur. Phys. J. C* **73** (2013) 2261, [doi:10.1140/epjc/s10052-012-2261-1](https://doi.org/10.1140/epjc/s10052-012-2261-1), [arXiv:1207.5644](https://arxiv.org/abs/1207.5644).
- [10] CMS Collaboration, “Measurement of normalized differential $t\bar{t}$ cross sections in the dilepton channel from pp collisions at $\sqrt{s} = 13$ TeV”, *JHEP* **04** (2018) 060, [doi:10.1007/JHEP04\(2018\)060](https://doi.org/10.1007/JHEP04(2018)060), [arXiv:1708.07638](https://arxiv.org/abs/1708.07638).
- [11] CMS Collaboration, “Measurements of normalised multi-differential cross sections for top quark pair production in pp collisions at $\sqrt{s} = 13$ TeV and simultaneous determination of the strong coupling strength, top quark pole mass and parton distribution functions”, (2019). [arXiv:1904.05237](https://arxiv.org/abs/1904.05237). Submitted to *Eur. Phys. J. C*—in proof.
- [12] CMS Collaboration, “Measurements of $t\bar{t}$ differential cross sections in proton-proton collisions at $\sqrt{s} = 13$ TeV using events containing two leptons”, *JHEP* **02** (2019) 149, [doi:10.1007/JHEP02\(2019\)149](https://doi.org/10.1007/JHEP02(2019)149), [arXiv:1811.06625](https://arxiv.org/abs/1811.06625).

-
- [13] CMS Collaboration, “Measurement of differential cross sections for top quark pair production using the lepton+jets final state in proton-proton collisions at 13 TeV”, *Phys. Rev. D* **95** (2017) 092001, doi:10.1103/PhysRevD.95.092001, arXiv:1610.04191.
- [14] CMS Collaboration, “Measurements of differential cross sections of top quark pair production as a function of kinematic event variables in proton-proton collisions at $\sqrt{s} = 13$ TeV”, *JHEP* **06** (2018) 002, doi:10.1007/JHEP06(2018)002, arXiv:1803.03991.
- [15] CMS Collaboration, “Measurement of double-differential cross sections for top quark pair production in pp collisions at $\sqrt{s} = 8$ TeV and impact on parton distribution functions”, *Eur. Phys. J. C* **77** (2017) 459, doi:10.1140/epjc/s10052-017-4984-5, arXiv:1703.01630.
- [16] CMS Collaboration, “Measurement of the differential cross section for top quark pair production in pp collisions at $\sqrt{s} = 8$ TeV”, *Eur. Phys. J. C* **75** (2015) 542, doi:10.1140/epjc/s10052-015-3709-x, arXiv:1505.04480.
- [17] CMS Collaboration, “Measurement of the differential cross sections for top quark pair production as a function of kinematic event variables in pp collisions at $\sqrt{s} = 7$ and 8 TeV”, *Phys. Rev. D* **94** (2016) 052006, doi:10.1103/PhysRevD.94.052006, arXiv:1607.00837.
- [18] CMS Collaboration, “Measurement of differential top-quark pair production cross sections in pp collisions at $\sqrt{s} = 7$ TeV”, *Eur. Phys. J. C* **73** (2013) 2339, doi:10.1140/epjc/s10052-013-2339-4, arXiv:1211.2220.
- [19] CMS Collaboration, “Measurement of differential cross sections for the production of top quark pairs and of additional jets in lepton+jets events from pp collisions at $\sqrt{s} = 13$ TeV”, *Phys. Rev. D* **97** (2018) 112003, doi:10.1103/PhysRevD.97.112003, arXiv:1803.08856.
- [20] ATLAS Collaboration, “Measurements of $t\bar{t}$ differential cross-sections of highly boosted top quarks decaying to all-hadronic final states in pp collisions at $\sqrt{s} = 13$ TeV using the ATLAS detector”, *Phys. Rev. D* **98** (2018) 012003, doi:10.1103/PhysRevD.98.012003, arXiv:1801.02052.
- [21] ATLAS Collaboration, “Measurement of the differential cross-section of highly boosted top quarks as a function of their transverse momentum in $\sqrt{s} = 8$ TeV proton-proton collisions using the ATLAS detector”, *Phys. Rev. D* **93** (2016) 032009, doi:10.1103/PhysRevD.93.032009, arXiv:1510.03818.
- [22] CMS Collaboration, “Measurement of the integrated and differential $t\bar{t}$ production cross sections for high- p_T top quarks in pp collisions at $\sqrt{s} = 8$ TeV”, *Phys. Rev. D* **94** (2016) 072002, doi:10.1103/PhysRevD.94.072002, arXiv:1605.00116.
- [23] CMS Collaboration, “The CMS experiment at the CERN LHC”, *JINST* **3** (2008) S08004, doi:10.1088/1748-0221/3/08/S08004.
- [24] CMS Collaboration, “The CMS trigger system”, *JINST* **12** (2017) P01020, doi:10.1088/1748-0221/12/01/P01020, arXiv:1609.02366.
- [25] P. Nason, “A new method for combining NLO QCD with shower Monte Carlo algorithms”, *JHEP* **11** (2004) 040, doi:10.1088/1126-6708/2004/11/040, arXiv:hep-ph/0409146.

- [26] S. Frixione, P. Nason, and G. Ridolfi, “A positive-weight next-to-leading-order Monte Carlo for heavy flavour hadroproduction”, *JHEP* **09** (2007) 126, doi:10.1088/1126-6708/2007/09/126, arXiv:0707.3088.
- [27] S. Frixione, P. Nason, and C. Oleari, “Matching NLO QCD computations with parton shower simulations: the POWHEG method”, *JHEP* **11** (2007) 070, doi:10.1088/1126-6708/2007/11/070, arXiv:0709.2092.
- [28] S. Alioli, P. Nason, C. Oleari, and E. Re, “A general framework for implementing NLO calculations in shower Monte Carlo programs: the POWHEG BOX”, *JHEP* **06** (2010) 043, doi:10.1007/JHEP06(2010)043, arXiv:1002.2581.
- [29] S. Alioli, S. O. Moch, and P. Uwer, “Hadronic top-quark pair-production with one jet and parton showering”, *JHEP* **01** (2012) 137, doi:10.1007/JHEP01(2012)137, arXiv:1110.5251.
- [30] S. Alioli, P. Nason, C. Oleari, and E. Re, “NLO single-top production matched with shower in POWHEG: s - and t -channel contributions”, *JHEP* **09** (2009) 111, doi:10.1088/1126-6708/2009/09/111, arXiv:0907.4076. [Erratum: doi:10.1007/JHEP02(2010)011].
- [31] J. Alwall et al., “The automated computation of tree-level and next-to-leading order differential cross sections, and their matching to parton shower simulations”, *JHEP* **07** (2014) 079, doi:10.1007/JHEP07(2014)079, arXiv:1405.0301.
- [32] J. Alwall et al., “Comparative study of various algorithms for the merging of parton showers and matrix elements in hadronic collisions”, *Eur. Phys. J. C* **53** (2008) 473, doi:10.1140/epjc/s10052-007-0490-5, arXiv:0706.2569.
- [33] T. Sjöstrand, S. Mrenna, and P. Z. Skands, “PYTHIA 6.4 physics and manual”, *JHEP* **05** (2006) 026, doi:10.1088/1126-6708/2006/05/026, arXiv:hep-ph/0603175.
- [34] T. Sjöstrand, S. Mrenna, and P. Z. Skands, “A brief introduction to PYTHIA 8.1”, *Comput. Phys. Commun.* **178** (2008) 852, doi:10.1016/j.cpc.2008.01.036, arXiv:0710.3820.
- [35] NNPDF Collaboration, “Parton distributions for the LHC Run II”, *JHEP* **04** (2015) 040, doi:10.1007/JHEP04(2015)040, arXiv:1410.8849.
- [36] CMS Collaboration, “Event generator tunes obtained from underlying event and multiparton scattering measurements”, *Eur. Phys. J. C* **76** (2015) 155, doi:10.1140/epjc/s10052-016-3988-x, arXiv:1512.00815.
- [37] CMS Collaboration, “Investigations of the impact of the parton shower tuning in Pythia8 in the modelling of $t\bar{t}$ at $\sqrt{s} = 8$ and 13 TeV”, CMS Physics Analysis Summary CMS-PAS-TOP-16-021, 2016.
- [38] GEANT4 Collaboration, “GEANT4 — a simulation toolkit”, *Nucl. Instrum. Meth. A* **506** (2003) 250, doi:10.1016/S0168-9002(03)01368-8.
- [39] M. Czakon and A. Mitov, “Top++: A program for the calculation of the top-pair cross-section at hadron colliders”, *Comput. Phys. Commun.* **185** (2014) 2930, doi:10.1016/j.cpc.2014.06.021, arXiv:1112.5675.

-
- [40] Y. Li and F. Petriello, “Combining QCD and electroweak corrections to dilepton production in the framework of the FEWZ simulation code”, *Phys. Rev. D* **86** (2012) 094034, doi:10.1103/PhysRevD.86.094034, arXiv:1208.5967.
- [41] N. Kidonakis, “Top Quark Production”, (2014). arXiv:1311.0283.
- [42] M. Bähr et al., “Herwig++ Physics and Manual”, *Eur. Phys. J. C* **58** (2008) 639, doi:10.1140/epjc/s10052-008-0798-9, arXiv:0803.0883.
- [43] S. Gieseke, C. Rohr, and A. Siodmok, “Colour reconnections in Herwig++”, *Eur. Phys. J. C* **72** (2012) 2225, doi:10.1140/epjc/s10052-012-2225-5, arXiv:1206.0041.
- [44] CMS Collaboration, “Particle-flow reconstruction and global event description with the cms detector”, *JINST* **12** (2017) P10003, doi:10.1088/1748-0221/12/10/P10003, arXiv:1706.04965.
- [45] M. Cacciari, G. P. Salam, and G. Soyez, “The anti- k_T jet clustering algorithm”, *JHEP* **04** (2008) 063, doi:10.1088/1126-6708/2008/04/063, arXiv:0802.1189.
- [46] M. Cacciari, G. P. Salam, and G. Soyez, “FastJet user manual”, *Eur. Phys. J. C* **72** (2012) 1896, doi:10.1140/epjc/s10052-012-1896-2, arXiv:1111.6097.
- [47] K. Rehermann and B. Tweedie, “Efficient identification of boosted semileptonic top quarks at the LHC”, *JHEP* **03** (2011) 059, doi:10.1007/jhep03(2011)059, arXiv:1007.2221.
- [48] CMS Collaboration, “Measurements of inclusive W and Z cross sections in pp collisions at $\sqrt{s} = 7$ TeV”, *JHEP* **01** (2011) 080, doi:10.1007/jhep01(2011)080, arXiv:1107.4789.
- [49] M. Cacciari and G. P. Salam, “Pileup subtraction using jet areas”, *Phys. Lett. B* **659** (2008) 119, doi:10.1016/j.physletb.2007.09.077, arXiv:0707.1378.
- [50] CMS Collaboration, “Jet energy scale and resolution in the CMS experiment in pp collisions at 8 TeV”, *JINST* **12** (2017) P02014, doi:10.1088/1748-0221/12/02/P02014, arXiv:1607.03663.
- [51] CMS Collaboration, “Jet algorithms performance in 13 TeV data”, CMS Physics Analysis Summary, 2017.
- [52] M. Dasgupta, A. Fregoso, S. Marzani, and G. P. Salam, “Towards an understanding of jet substructure”, *JHEP* **09** (2013) 029, doi:10.1007/JHEP09(2013)029, arXiv:1307.0007.
- [53] J. M. Butterworth, A. R. Davison, M. Rubin, and G. P. Salam, “Jet substructure as a new Higgs search channel at the LHC”, *Phys. Rev. Lett.* **100** (2008) 242001, doi:10.1103/PhysRevLett.100.242001, arXiv:0802.2470.
- [54] A. J. Larkoski, S. Marzani, G. Soyez, and J. Thaler, “Soft drop”, *JHEP* **05** (2014) 146, doi:10.1007/JHEP05(2014)146, arXiv:1402.2657.
- [55] Y. L. Dokshitzer, G. D. Leder, S. Moretti, and B. R. Webber, “Better jet clustering algorithms”, *JHEP* **08** (1997) 001, doi:10.1088/1126-6708/1997/08/001, arXiv:hep-ph/9707323.

- [56] M. Wobisch and T. Wengler, “Hadronization corrections to jet cross-sections in deep inelastic scattering”, in *Proceedings of the Workshop on Monte Carlo Generators for HERA Physics, Hamburg, Germany*, p. 270. 1998. arXiv:hep-ph/9907280.
- [57] J. Thaler and K. Van Tilburg, “Identifying boosted objects with N -subjettiness”, *JHEP* **03** (2011) 015, doi:10.1007/JHEP03(2011)015, arXiv:1011.2268.
- [58] CMS Collaboration, “Identification of heavy, energetic, hadronically decaying particles using machine-learning techniques”, *JINST* **15** (2020) P06005, doi:10.1088/1748-0221/15/06/p06005, arXiv:2004.08262.
- [59] S. Catani, Y. L. Dokshitzer, M. H. Seymour, and B. R. Webber, “Longitudinally invariant k_T clustering algorithms for hadron-hadron collisions”, *Nucl. Phys. B* **406** (1993) 187, doi:10.1016/0550-3213(93)90166-M.
- [60] J. Thaler and K. Van Tilburg, “Maximizing boosted top identification by minimizing N -subjettiness”, *JHEP* **02** (2012) 093, doi:10.1007/JHEP02(2012)093, arXiv:1108.2701.
- [61] CMS Collaboration, “Identification of heavy-flavour jets with the CMS detector in pp collisions at 13 TeV”, *JINST* **13** (2018) P05011, doi:10.1088/1748-0221/13/05/P05011, arXiv:1712.07158.
- [62] H. Voss, A. Höcker, J. Stelzer, and F. Tegenfeldt, “TMVA, the toolkit for multivariate data analysis with ROOT”, in *XIth International Workshop on Advanced Computing and Analysis Techniques in Physics Research (ACAT)*, p. 40. 2007. arXiv:physics/0703039. [PoS(ACAT)040]. doi:10.22323/1.050.0040.
- [63] W. Verkerke and D. P. Kirkby, “The RooFit toolkit for data modeling”, in *Proceedings of the 13th International Conference for Computing in High-Energy and Nuclear Physics (CHEP03)*. 2003. arXiv:physics/0306116. [eConf C0303241, MOLT007].
- [64] ATLAS Collaboration, “Measurement of the inelastic proton-proton cross section at $\sqrt{s} = 13$ TeV with the ATLAS detector at the LHC”, *Phys. Rev. Lett.* **117** (2016) 182002, doi:10.1103/PhysRevLett.117.182002, arXiv:1606.02625.
- [65] CMS Collaboration, “CMS luminosity measurements for the 2016 data taking period”, CMS Physics Analysis Summary CMS-PAS-LUM-17-001, 2017.
- [66] P. Skands, S. Carrazza, and J. Rojo, “Tuning PYTHIA 8.1: the Monash 2013 tune”, *Eur. Phys. J. C* **74** (2014) 3024, doi:10.1140/epjc/s10052-014-3024-y, arXiv:1404.5630.
- [67] S. Schmitt, “TUnfold: an algorithm for correcting migration effects in high energy physics”, *JINST* **7** (2012) T10003, doi:10.1088/1748-0221/7/10/T10003, arXiv:1205.6201.

A The CMS Collaboration

Yerevan Physics Institute, Yerevan, Armenia

A.M. Sirunyan[†], A. Tumasyan

Institut für Hochenergiephysik, Wien, Austria

W. Adam, F. Ambrogio, T. Bergauer, M. Dragicevic, J. Erö, A. Escalante Del Valle, R. Frühwirth¹, M. Jeitler¹, N. Krammer, L. Lechner, D. Liko, T. Madlener, I. Mikulec, N. Rad, J. Schieck¹, R. Schöfbeck, M. Spanring, S. Templ, W. Waltenberger, C.-E. Wulz¹, M. Zarucki

Institute for Nuclear Problems, Minsk, Belarus

V. Chekhovskiy, A. Litomin, V. Makarenko, J. Suarez Gonzalez

Universiteit Antwerpen, Antwerpen, Belgium

M.R. Darwish², E.A. De Wolf, D. Di Croce, X. Janssen, T. Kello³, A. Lelek, M. Pieters, H. Rejeb Sfar, H. Van Haevermaet, P. Van Mechelen, S. Van Putte, N. Van Remortel

Vrije Universiteit Brussel, Brussel, Belgium

F. Blekman, E.S. Bols, S.S. Chhibra, J. D'Hondt, J. De Clercq, D. Lontkovskiy, S. Lowette, I. Marchesini, S. Moortgat, Q. Python, S. Tavernier, W. Van Doninck, P. Van Mulders

Université Libre de Bruxelles, Bruxelles, Belgium

D. Beghin, B. Bilin, B. Clerboux, G. De Lentdecker, H. Delannoy, B. Dorney, L. Favart, A. Grebenyuk, A.K. Kalsi, I. Makarenko, L. Moureaux, L. Pétrelle, A. Popov, N. Postiau, E. Starling, L. Thomas, C. Vander Velde, P. Vanlaer, D. Vannerom, L. Wezenbeek

Ghent University, Ghent, Belgium

T. Cornelis, D. Dobur, I. Khvastunov⁴, M. Niedziela, C. Roskas, K. Skovpen, M. Tytgat, W. Verbeke, B. Vermassen, M. Vit

Université Catholique de Louvain, Louvain-la-Neuve, Belgium

G. Bruno, F. Bury, C. Caputo, P. David, C. Delaere, M. Delcourt, I.S. Donertas, A. Giammanco, V. Lemaitre, J. Prisciandaro, A. Saggio, A. Talierno, M. Teklishyn, P. Vischia, S. Wuyckens, J. Zobec

Centro Brasileiro de Pesquisas Físicas, Rio de Janeiro, Brazil

G.A. Alves, G. Correia Silva, C. Hensel, A. Moraes

Universidade do Estado do Rio de Janeiro, Rio de Janeiro, Brazil

W.L. Aldá Júnior, E. Belchior Batista Das Chagas, W. Carvalho, J. Chinellato⁵, E. Coelho, E.M. Da Costa, G.G. Da Silveira⁶, D. De Jesus Damiao, S. Fonseca De Souza, H. Malbouisson, J. Martins⁷, D. Matos Figueiredo, M. Medina Jaime⁸, M. Melo De Almeida, C. Mora Herrera, L. Mundim, H. Nogima, P. Rebello Teles, L.J. Sanchez Rosas, A. Santoro, S.M. Silva Do Amaral, A. Sznajder, M. Thiel, E.J. Tonelli Manganote⁵, F. Torres Da Silva De Araujo, A. Vilela Pereira

Universidade Estadual Paulista ^a, Universidade Federal do ABC ^b, São Paulo, Brazil

C.A. Bernardes^a, L. Calligaris^a, T.R. Fernandez Perez Tomei^a, E.M. Gregores^b, D.S. Lemos^a, P.G. Mercadante^b, S.F. Novaes^a, Sandra S. Padula^a

Institute for Nuclear Research and Nuclear Energy, Bulgarian Academy of Sciences, Sofia, Bulgaria

A. Aleksandrov, G. Antchev, I. Atanasov, R. Hadjiiska, P. Iaydjiev, M. Misheva, M. Rodozov, M. Shopova, G. Sultanov

University of Sofia, Sofia, Bulgaria

M. Bonchev, A. Dimitrov, T. Ivanov, L. Litov, B. Pavlov, P. Petkov, A. Petrov

Beihang University, Beijing, ChinaW. Fang³, Q. Guo, H. Wang, L. Yuan**Department of Physics, Tsinghua University, Beijing, China**

M. Ahmad, Z. Hu, Y. Wang

Institute of High Energy Physics, Beijing, ChinaE. Chapon, G.M. Chen⁹, H.S. Chen⁹, M. Chen, C.H. Jiang, D. Leggat, H. Liao, Z. Liu, R. Sharma, A. Spiezia, J. Tao, J. Wang, H. Zhang, S. Zhang⁹, J. Zhao**State Key Laboratory of Nuclear Physics and Technology, Peking University, Beijing, China**

A. Agapitos, Y. Ban, C. Chen, G. Chen, A. Levin, J. Li, L. Li, Q. Li, X. Lyu, Y. Mao, S.J. Qian, D. Wang, Q. Wang, J. Xiao

Sun Yat-Sen University, Guangzhou, China

Z. You

Institute of Modern Physics and Key Laboratory of Nuclear Physics and Ion-beam Application (MOE) - Fudan University, Shanghai, ChinaX. Gao³**Zhejiang University, Hangzhou, China**

M. Xiao

Universidad de Los Andes, Bogota, Colombia

C. Avila, A. Cabrera, C. Florez, J. Fraga, A. Sarkar, M.A. Segura Delgado

Universidad de Antioquia, Medellin, Colombia

J. Mejia Guisao, F. Ramirez, J.D. Ruiz Alvarez, C.A. Salazar González, N. Vanegas Arbelaez

University of Split, Faculty of Electrical Engineering, Mechanical Engineering and Naval Architecture, Split, Croatia

D. Giljanovic, N. Godinovic, D. Lelas, I. Puljak, T. Sculac

University of Split, Faculty of Science, Split, Croatia

Z. Antunovic, M. Kovac

Institute Rudjer Boskovic, Zagreb, CroatiaV. Brigljevic, D. Ferencek, D. Majumder, B. Mesic, M. Roguljic, A. Starodumov¹⁰, T. Susa**University of Cyprus, Nicosia, Cyprus**

M.W. Ather, A. Attikis, E. Erodou, A. Ioannou, G. Kole, M. Kolosova, S. Konstantinou, G. Mavromanolakis, J. Mousa, C. Nicolaou, F. Ptochos, P.A. Razis, H. Rykaczewski, H. Saka, D. Tsiakkouri

Charles University, Prague, Czech RepublicM. Finger¹¹, M. Finger Jr.¹¹, A. Kveton, J. Tomsa**Escuela Politecnica Nacional, Quito, Ecuador**

E. Ayala

Universidad San Francisco de Quito, Quito, Ecuador

E. Carrera Jarrin

Academy of Scientific Research and Technology of the Arab Republic of Egypt, Egyptian Network of High Energy Physics, Cairo, EgyptA.A. Abdelalim^{12,13}, S. Abu Zeid¹⁴, S. Khalil¹³

Center for High Energy Physics (CHEP-FU), Fayoum University, El-Fayoum, Egypt

M.A. Mahmoud, Y. Mohammed¹⁵

National Institute of Chemical Physics and Biophysics, Tallinn, Estonia

S. Bhowmik, A. Carvalho Antunes De Oliveira, R.K. Dewanjee, K. Ehataht, M. Kadastik, M. Raidal, C. Veelken

Department of Physics, University of Helsinki, Helsinki, Finland

P. Eerola, L. Forthomme, H. Kirschenmann, K. Osterberg, M. Voutilainen

Helsinki Institute of Physics, Helsinki, Finland

E. Brücken, F. Garcia, J. Havukainen, V. Karimäki, M.S. Kim, R. Kinnunen, T. Lampén, K. Lassila-Perini, S. Laurila, S. Lehti, T. Lindén, H. Siikonen, E. Tuominen, J. Tuominiemi

Lappeenranta University of Technology, Lappeenranta, Finland

P. Luukka, T. Tuuva

IRFU, CEA, Université Paris-Saclay, Gif-sur-Yvette, France

M. Besancon, F. Couderc, M. Dejardin, D. Denegri, J.L. Faure, F. Ferri, S. Ganjour, A. Givernaud, P. Gras, G. Hamel de Monchenault, P. Jarry, C. Leloup, B. Lenzi, E. Locci, J. Malcles, J. Rander, A. Rosowsky, M.Ö. Sahin, A. Savoy-Navarro¹⁶, M. Titov, G.B. Yu

Laboratoire Leprince-Ringuet, CNRS/IN2P3, Ecole Polytechnique, Institut Polytechnique de Paris, Paris, France

S. Ahuja, C. Amendola, F. Beaudette, M. Bonanomi, P. Busson, C. Charlot, O. Davignon, B. Diab, G. Falmagne, R. Granier de Cassagnac, I. Kucher, A. Lobanov, C. Martin Perez, M. Nguyen, C. Ochando, P. Paganini, J. Rembser, R. Salerno, J.B. Sauvan, Y. Sirois, A. Zabi, A. Zghiche

Université de Strasbourg, CNRS, IPHC UMR 7178, Strasbourg, France

J.-L. Agram¹⁷, J. Andrea, D. Bloch, G. Bourgatte, J.-M. Brom, E.C. Chabert, C. Collard, J.-C. Fontaine¹⁷, D. Gelé, U. Goerlach, C. Grimault, A.-C. Le Bihan, P. Van Hove

Université de Lyon, Université Claude Bernard Lyon 1, CNRS-IN2P3, Institut de Physique Nucléaire de Lyon, Villeurbanne, France

E. Asilar, S. Beauceron, C. Bernet, G. Boudoul, C. Camen, A. Carle, N. Chanon, R. Chierici, D. Contardo, P. Depasse, H. El Mamouni, J. Fay, S. Gascon, M. Gouzevitch, B. Ille, Sa. Jain, I.B. Laktineh, H. Lattaud, A. Lesauvage, M. Lethuillier, L. Mirabito, L. Torterotot, G. Touquet, M. Vander Donckt, S. Viret

Georgian Technical University, Tbilisi, Georgia

T. Toriashvili¹⁸

Tbilisi State University, Tbilisi, Georgia

Z. Tsamalaidze¹¹

RWTH Aachen University, I. Physikalisches Institut, Aachen, Germany

L. Feld, K. Klein, M. Lipinski, D. Meuser, A. Pauls, M. Preuten, M.P. Rauch, J. Schulz, M. Teroerde

RWTH Aachen University, III. Physikalisches Institut A, Aachen, Germany

D. Eliseev, M. Erdmann, P. Fackeldey, B. Fischer, S. Ghosh, T. Hebbeker, K. Hoepfner, H. Keller, L. Mastrolorenzo, M. Merschmeyer, A. Meyer, P. Millet, G. Mocellin, S. Mondal, S. Mukherjee, D. Noll, A. Novak, T. Pook, A. Pozdnyakov, T. Quast, M. Radziej, Y. Rath, H. Reithler, J. Roemer, A. Schmidt, S.C. Schuler, A. Sharma, S. Wiedenbeck, S. Zaleski

RWTH Aachen University, III. Physikalisches Institut B, Aachen, Germany

C. Dziwok, G. Flügge, W. Haj Ahmad¹⁹, O. Hlushchenko, T. Kress, A. Nowack, C. Pistone, O. Pooth, D. Roy, H. Sert, A. Stahl²⁰, T. Ziemons

Deutsches Elektronen-Synchrotron, Hamburg, Germany

H. Aarup Petersen, M. Aldaya Martin, P. Asmuss, I. Babounikau, S. Baxter, O. Behnke, A. Bermúdez Martínez, A.A. Bin Anuar, K. Borrás²¹, V. Botta, D. Brunner, A. Campbell, A. Cardini, P. Connor, S. Consuegra Rodríguez, V. Danilov, A. De Wit, M.M. Defranchis, L. Didukh, D. Domínguez Damiani, G. Eckerlin, D. Eckstein, T. Eichhorn, A. Elwood, L.I. Estevez Banos, E. Gallo²², A. Geiser, A. Giraldi, A. Grohsjean, M. Guthoff, M. Haranko, A. Harb, A. Jafari²³, N.Z. Jomhari, H. Jung, A. Kasem²¹, M. Kasemann, H. Kaveh, J. Keaveney, C. Kleinwort, J. Knolle, D. Krücker, W. Lange, T. Lenz, J. Lidrych, K. Lipka, W. Lohmann²⁴, R. Mankel, I.-A. Melzer-Pellmann, J. Metwally, A.B. Meyer, M. Meyer, M. Missiroli, J. Mnich, A. Mussgiller, V. Myronenko, Y. Otariid, D. Pérez Adán, S.K. Pflitsch, D. Pitzl, A. Raspereza, A. Saibel, M. Savitskyi, V. Scheurer, P. Schütze, C. Schwanenberger, R. Shevchenko, A. Singh, R.E. Sosa Ricardo, H. Tholen, N. Tonon, O. Turkot, A. Vagnerini, M. Van De Klundert, R. Walsh, D. Walter, Y. Wen, K. Wichmann, C. Wissing, S. Wuchterl, O. Zenaiev, R. Zlebcik

University of Hamburg, Hamburg, Germany

R. Aggleton, S. Bein, L. Benato, A. Benecke, K. De Leo, T. Dreyer, A. Ebrahimi, F. Feindt, A. Fröhlich, C. Garbers, E. Garutti, D. Gonzalez, P. Gunnellini, J. Haller, A. Hinzmann, A. Karavdina, G. Kasieczka, R. Klanner, R. Kogler, S. Kurz, V. Kutzner, J. Lange, T. Lange, A. Malara, J. Multhaupt, C.E.N. Niemeyer, A. Nigamova, K.J. Pena Rodriguez, A. Reimers, O. Rieger, P. Schleper, S. Schumann, J. Schwandt, D. Schwarz, J. Sonneveld, H. Stadie, G. Steinbrück, B. Vormwald, I. Zoi

Karlsruher Institut fuer Technologie, Karlsruhe, Germany

M. Akbiyik, M. Baselga, S. Baur, J. Bechtel, T. Berger, E. Butz, R. Caspart, T. Chwalek, W. De Boer, A. Dierlamm, A. Droll, K. El Morabit, N. Faltermann, K. Flöh, M. Giffels, A. Gottmann, F. Hartmann²⁰, C. Heidecker, U. Husemann, M.A. Iqbal, I. Katkov²⁵, P. Keicher, R. Koppenhöfer, S. Kudella, S. Maier, M. Metzler, S. Mitra, M.U. Mozer, D. Müller, Th. Müller, M. Musich, G. Quast, K. Rabbertz, J. Rauser, D. Savoieu, D. Schäfer, M. Schnepf, M. Schröder, D. Seith, I. Shvetsov, H.J. Simonis, R. Ulrich, M. Wassmer, M. Weber, C. Wöhrmann, R. Wolf, S. Wozniowski

Institute of Nuclear and Particle Physics (INPP), NCSR Demokritos, Aghia Paraskevi, Greece

G. Anagnostou, P. Asenov, G. Daskalakis, T. Geralis, A. Kyriakis, D. Loukas, G. Paspalaki, A. Stakia

National and Kapodistrian University of Athens, Athens, Greece

M. Diamantopoulou, D. Karasavvas, G. Karathanasis, P. Kontaxakis, C.K. Koraka, A. Manousakis-katsikakis, A. Panagiotou, I. Papavergou, N. Saoulidou, K. Theofilatos, K. Vellidis, E. Vourliotis

National Technical University of Athens, Athens, Greece

G. Bakas, K. Kousouris, I. Papakrivopoulos, G. Tsipolitis, A. Zacharopoulou

University of Ioánnina, Ioánnina, Greece

I. Evangelou, C. Foudas, P. Giannelis, P. Katsoulis, P. Kokkas, S. Mallios, K. Manitará, N. Manthos, I. Papadopoulos, J. Strologas, D. Tsitsonis

MTA-ELTE Lendület CMS Particle and Nuclear Physics Group, Eötvös Loránd University, Budapest, Hungary

M. Bartók²⁶, R. Chudasama, M. Csanad, M.M.A. Gadallah²⁷, P. Major, K. Mandal, A. Mehta, G. Pasztor, O. Surányi, G.I. Veres

Wigner Research Centre for Physics, Budapest, Hungary

G. Bencze, C. Hajdu, D. Horvath²⁸, F. Sikler, V. Veszpremi, G. Vesztergombi[†]

Institute of Nuclear Research ATOMKI, Debrecen, Hungary

N. Beni, S. Czellar, J. Karancsi²⁶, J. Molnar, Z. Szillasi, D. Teyssier

Institute of Physics, University of Debrecen, Debrecen, Hungary

P. Raics, Z.L. Trocsanyi, B. Ujvari

Eszterhazy Karoly University, Karoly Robert Campus, Gyongyos, Hungary

T. Csorgo, S. Lökös²⁹, F. Nemes, T. Novak

Indian Institute of Science (IISc), Bangalore, India

S. Choudhury, J.R. Komaragiri, D. Kumar, L. Panwar, P.C. Tiwari

National Institute of Science Education and Research, HBNI, Bhubaneswar, India

S. Bahinipati³⁰, D. Dash, C. Kar, P. Mal, T. Mishra, V.K. Muraleedharan Nair Bindhu, A. Nayak³¹, D.K. Sahoo³⁰, N. Sur, S.K. Swain

Panjab University, Chandigarh, India

S. Bansal, S.B. Beri, V. Bhatnagar, S. Chauhan, N. Dhingra³², R. Gupta, A. Kaur, A. Kaur, S. Kaur, P. Kumari, M. Lohan, M. Meena, K. Sandeep, S. Sharma, J.B. Singh, A.K. Viridi

University of Delhi, Delhi, India

A. Ahmed, A. Bhardwaj, B.C. Choudhary, R.B. Garg, M. Gola, S. Keshri, A. Kumar, M. Naimuddin, P. Priyanka, K. Ranjan, A. Shah

Saha Institute of Nuclear Physics, HBNI, Kolkata, India

M. Bharti³³, R. Bhattacharya, S. Bhattacharya, D. Bhowmik, S. Dutta, S. Ghosh, B. Gomber³⁴, M. Maity³⁵, K. Mondal, S. Nandan, P. Palit, A. Purohit, P.K. Rout, G. Saha, S. Sarkar, M. Sharan, B. Singh³³, S. Thakur³³

Indian Institute of Technology Madras, Madras, India

P.K. Behera, S.C. Behera, P. Kalbhor, A. Muhammad, R. Pradhan, P.R. Pujahari, A. Sharma, A.K. Sikdar

Bhabha Atomic Research Centre, Mumbai, India

D. Dutta, V. Jha, V. Kumar, D.K. Mishra, K. Naskar³⁶, P.K. Netrakanti, L.M. Pant, P. Shukla

Tata Institute of Fundamental Research-A, Mumbai, India

T. Aziz, M.A. Bhat, S. Dugad, R. Kumar Verma, U. Sarkar

Tata Institute of Fundamental Research-B, Mumbai, India

S. Banerjee, S. Bhattacharya, S. Chatterjee, P. Das, M. Guchait, S. Karmakar, S. Kumar, G. Majumder, K. Mazumdar, S. Mukherjee, D. Roy, N. Sahoo

Indian Institute of Science Education and Research (IISER), Pune, India

S. Dube, B. Kansal, A. Kapoor, K. Kothekar, S. Pandey, A. Rane, A. Rastogi, S. Sharma

Department of Physics, Isfahan University of Technology, Isfahan, Iran

H. Bakhshiansohi³⁷

Institute for Research in Fundamental Sciences (IPM), Tehran, Iran

S. Chenarani³⁸, S.M. Etesami, M. Khakzad, M. Mohammadi Najafabadi, M. Naseri

University College Dublin, Dublin, Ireland

M. Felcini, M. Grunewald

INFN Sezione di Bari ^a, Università di Bari ^b, Politecnico di Bari ^c, Bari, Italy

M. Abbrescia^{a,b}, R. Aly^{a,b,39}, C. Aruta^{a,b}, C. Calabria^{a,b}, A. Colaleo^a, D. Creanza^{a,c}, N. De Filippis^{a,c}, M. De Palma^{a,b}, A. Di Florio^{a,b}, A. Di Pilato^{a,b}, W. Elmetenawee^{a,b}, L. Fiore^a, A. Gelmi^{a,b}, G. Iaselli^{a,c}, M. Ince^{a,b}, S. Lezki^{a,b}, G. Maggi^{a,c}, M. Maggi^a, I. Margjeka^{a,b}, J.A. Merlin^a, S. My^{a,b}, S. Nuzzo^{a,b}, A. Pompili^{a,b}, G. Pugliese^{a,c}, A. Ranieri^a, G. Selvaggi^{a,b}, L. Silvestris^a, F.M. Simone^{a,b}, R. Venditti^a, P. Verwilligen^a

INFN Sezione di Bologna ^a, Università di Bologna ^b, Bologna, Italy

G. Abbiendi^a, C. Battilana^{a,b}, D. Bonacorsi^{a,b}, L. Borgonovi^{a,b}, S. Braibant-Giacomelli^{a,b}, L. Brigliadori^{a,b}, R. Campanini^{a,b}, P. Capiluppi^{a,b}, A. Castro^{a,b}, F.R. Cavallo^a, M. Cuffiani^{a,b}, G.M. Dallavalle^a, T. Diotallevi^{a,b}, F. Fabbri^a, A. Fanfani^{a,b}, E. Fontanesi^{a,b}, P. Giacomelli^a, L. Giommi^{a,b}, C. Grandi^a, L. Guiducci^{a,b}, F. Iemmi^{a,b}, S. Lo Meo^{a,40}, S. Marcellini^a, G. Masetti^a, F.L. Navarria^{a,b}, A. Perrotta^a, F. Primavera^{a,b}, T. Rovelli^{a,b}, G.P. Siroli^{a,b}, N. Tosi^a

INFN Sezione di Catania ^a, Università di Catania ^b, Catania, Italy

S. Albergo^{a,b,41}, S. Costa^{a,b}, A. Di Mattia^a, R. Potenza^{a,b}, A. Tricomi^{a,b,41}, C. Tuve^{a,b}

INFN Sezione di Firenze ^a, Università di Firenze ^b, Firenze, Italy

G. Barbagli^a, A. Cassese^a, R. Ceccarelli^{a,b}, V. Ciulli^{a,b}, C. Civinini^a, R. D'Alessandro^{a,b}, F. Fiori^a, E. Focardi^{a,b}, G. Latino^{a,b}, P. Lenzi^{a,b}, M. Lizzo^{a,b}, M. Meschini^a, S. Paoletti^a, R. Seidita^{a,b}, G. Sguazzoni^a, L. Viliani^a

INFN Laboratori Nazionali di Frascati, Frascati, Italy

L. Benussi, S. Bianco, D. Piccolo

INFN Sezione di Genova ^a, Università di Genova ^b, Genova, Italy

M. Bozzo^{a,b}, F. Ferro^a, R. Mulargia^{a,b}, E. Robutti^a, S. Tosi^{a,b}

INFN Sezione di Milano-Bicocca ^a, Università di Milano-Bicocca ^b, Milano, Italy

A. Benaglia^a, A. Beschi^{a,b}, F. Brivio^{a,b}, F. Cetorelli^{a,b}, V. Ciriolo^{a,b,20}, F. De Guio^{a,b}, M.E. Dinardo^{a,b}, P. Dini^a, S. Gennai^a, A. Ghezzi^{a,b}, P. Govoni^{a,b}, L. Guzzi^{a,b}, M. Malberti^a, S. Malvezzi^a, D. Menasce^a, F. Monti^{a,b}, L. Moroni^a, M. Paganoni^{a,b}, D. Pedrini^a, S. Ragazzi^{a,b}, T. Tabarelli de Fatis^{a,b}, D. Valsecchi^{a,b,20}, D. Zuolo^{a,b}

INFN Sezione di Napoli ^a, Università di Napoli 'Federico II' ^b, Napoli, Italy, Università della Basilicata ^c, Potenza, Italy, Università G. Marconi ^d, Roma, Italy

S. Buontempo^a, N. Cavallo^{a,c}, A. De Iorio^{a,b}, F. Fabozzi^{a,c}, F. Fienga^a, A.O.M. Iorio^{a,b}, L. Layer^{a,b}, L. Lista^{a,b}, S. Meola^{a,d,20}, P. Paolucci^{a,20}, B. Rossi^a, C. Sciacca^{a,b}, E. Voevodina^{a,b}

INFN Sezione di Padova ^a, Università di Padova ^b, Padova, Italy, Università di Trento ^c, Trento, Italy

P. Azzi^a, N. Bacchetta^a, A. Boletti^{a,b}, A. Bragagnolo^{a,b}, R. Carlin^{a,b}, P. Checchia^a, P. De Castro Manzano^a, T. Dorigo^a, U. Dosselli^a, F. Gasparini^{a,b}, U. Gasparini^{a,b}, S.Y. Hoh^{a,b}, M. Margoni^{a,b}, A.T. Meneguzzo^{a,b}, M. Presilla^b, P. Ronchese^{a,b}, R. Rossin^{a,b}, F. Simonetto^{a,b}, G. Strong, A. Tiko^a, M. Tosi^{a,b}, H. YARAR^{a,b}, M. Zanetti^{a,b}, P. Zotto^{a,b}, A. Zucchetta^{a,b}, G. Zumerle^{a,b}

INFN Sezione di Pavia ^a, Università di Pavia ^b, Pavia, Italy

A. Braghieri^a, S. Calzaferri^{a,b}, D. Fiorina^{a,b}, P. Montagna^{a,b}, S.P. Ratti^{a,b}, V. Re^a, M. Ressegotti^{a,b}, C. Riccardi^{a,b}, P. Salvini^a, I. Vai^a, P. Vitulo^{a,b}

INFN Sezione di Perugia ^a, Università di Perugia ^b, Perugia, Italy

M. Biasini^{a,b}, G.M. Bilei^a, D. Ciangottini^{a,b}, L. Fanò^{a,b}, P. Lariccia^{a,b}, G. Mantovani^{a,b}, V. Mariani^{a,b}, M. Menichelli^a, F. Moscatelli^a, A. Rossi^{a,b}, A. Santocchia^{a,b}, D. Spiga^a, T. Tedeschi^{a,b}

INFN Sezione di Pisa ^a, Università di Pisa ^b, Scuola Normale Superiore di Pisa ^c, Pisa, Italy

K. Androsov^a, P. Azzurri^a, G. Bagliesi^a, V. Bertacchi^{a,c}, L. Bianchini^a, T. Boccali^a, R. Castaldi^a, M.A. Ciocci^{a,b}, R. Dell'Orso^a, M.R. Di Domenico^{a,b}, S. Donato^a, L. Giannini^{a,c}, A. Giassi^a, M.T. Grippo^a, F. Ligabue^{a,c}, E. Manca^{a,c}, G. Mandorli^{a,c}, A. Messineo^{a,b}, F. Palla^a, A. Rizzi^{a,b}, G. Rolandi^{a,c}, S. Roy Chowdhury^{a,c}, A. Scribano^a, N. Shafiei^{a,b}, P. Spagnolo^a, R. Tenchini^a, G. Tonelli^{a,b}, N. Turini^a, A. Venturi^a, P.G. Verdini^a

INFN Sezione di Roma ^a, Sapienza Università di Roma ^b, Rome, Italy

F. Cavallari^a, M. Cipriani^{a,b}, D. Del Re^{a,b}, E. Di Marco^a, M. Diemoz^a, E. Longo^{a,b}, P. Meridiani^a, G. Organtini^{a,b}, F. Pandolfi^a, R. Paramatti^{a,b}, C. Quaranta^{a,b}, S. Rahatlou^{a,b}, C. Rovelli^a, F. Santanastasio^{a,b}, L. Soffi^{a,b}, R. Tramontano^{a,b}

INFN Sezione di Torino ^a, Università di Torino ^b, Torino, Italy, Università del Piemonte Orientale ^c, Novara, Italy

N. Amapane^{a,b}, R. Arcidiacono^{a,c}, S. Argiro^{a,b}, M. Arneodo^{a,c}, N. Bartosik^a, R. Bellan^{a,b}, A. Bellora^{a,b}, C. Biino^a, A. Cappati^{a,b}, N. Cartiglia^a, S. Cometti^a, M. Costa^{a,b}, R. Covarelli^{a,b}, N. Demaria^a, B. Kiani^{a,b}, F. Legger^a, C. Mariotti^a, S. Maselli^a, E. Migliore^{a,b}, V. Monaco^{a,b}, E. Monteil^{a,b}, M. Monteno^a, M.M. Obertino^{a,b}, G. Ortona^a, L. Pacher^{a,b}, N. Pastrone^a, M. Pelliccioni^a, G.L. Pinna Angioni^{a,b}, M. Ruspa^{a,c}, R. Salvatico^{a,b}, F. Siviero^{a,b}, V. Sola^a, A. Solano^{a,b}, D. Soldi^{a,b}, A. Staiano^a, D. Trocino^{a,b}

INFN Sezione di Trieste ^a, Università di Trieste ^b, Trieste, Italy

S. Belforte^a, V. Candelise^{a,b}, M. Casarsa^a, F. Cossutti^a, A. Da Rold^{a,b}, G. Della Ricca^{a,b}, F. Vazzoler^{a,b}

Kyungpook National University, Daegu, Korea

S. Dogra, C. Huh, B. Kim, D.H. Kim, G.N. Kim, J. Lee, S.W. Lee, C.S. Moon, Y.D. Oh, S.I. Pak, S. Sekmen, Y.C. Yang

Chonnam National University, Institute for Universe and Elementary Particles, Kwangju, Korea

H. Kim, D.H. Moon

Hanyang University, Seoul, Korea

B. Francois, T.J. Kim, J. Park

Korea University, Seoul, Korea

S. Cho, S. Choi, Y. Go, S. Ha, B. Hong, K. Lee, K.S. Lee, J. Lim, J. Park, S.K. Park, Y. Roh, J. Yoo

Kyung Hee University, Department of Physics, Seoul, Republic of Korea

J. Goh, A. Gurtu

Sejong University, Seoul, Korea

H.S. Kim, Y. Kim

Seoul National University, Seoul, Korea

J. Almond, J.H. Bhyun, J. Choi, S. Jeon, J. Kim, J.S. Kim, S. Ko, H. Kwon, H. Lee, K. Lee, S. Lee, K. Nam, B.H. Oh, M. Oh, S.B. Oh, B.C. Radburn-Smith, H. Seo, U.K. Yang, I. Yoon

University of Seoul, Seoul, Korea

D. Jeon, J.H. Kim, B. Ko, J.S.H. Lee, I.C. Park, I.J. Watson

Sungkyunkwan University, Suwon, Korea

Y. Choi, C. Hwang, Y. Jeong, H. Lee, J. Lee, Y. Lee, I. Yu

Riga Technical University, Riga, Latvia

V. Veckalns⁴²

Vilnius University, Vilnius, Lithuania

A. Juodagalvis, A. Rinkevicius, G. Tamulaitis

National Centre for Particle Physics, Universiti Malaya, Kuala Lumpur, Malaysia

W.A.T. Wan Abdullah, M.N. Yusli, Z. Zolkapli

Universidad de Sonora (UNISON), Hermosillo, Mexico

J.F. Benitez, A. Castaneda Hernandez, J.A. Murillo Quijada, L. Valencia Palomo

Centro de Investigacion y de Estudios Avanzados del IPN, Mexico City, Mexico

H. Castilla-Valdez, E. De La Cruz-Burelo, I. Heredia-De La Cruz⁴³, R. Lopez-Fernandez, A. Sanchez-Hernandez

Universidad Iberoamericana, Mexico City, Mexico

S. Carrillo Moreno, C. Oropeza Barrera, M. Ramirez-Garcia, F. Vazquez Valencia

Benemerita Universidad Autonoma de Puebla, Puebla, Mexico

J. Eysermans, I. Pedraza, H.A. Salazar Ibarguen, C. Uribe Estrada

Universidad Autónoma de San Luis Potosí, San Luis Potosí, Mexico

A. Morelos Pineda

University of Montenegro, Podgorica, Montenegro

J. Mijuskovic⁴, N. Raicevic

University of Auckland, Auckland, New Zealand

D. Krofcheck

University of Canterbury, Christchurch, New Zealand

S. Bheesette, P.H. Butler

National Centre for Physics, Quaid-I-Azam University, Islamabad, Pakistan

A. Ahmad, M.I. Asghar, M.I.M. Awan, Q. Hassan, H.R. Hoorani, W.A. Khan, M.A. Shah, M. Shoaib, M. Waqas

AGH University of Science and Technology Faculty of Computer Science, Electronics and Telecommunications, Krakow, Poland

V. Avati, L. Grzanka, M. Malawski

National Centre for Nuclear Research, Swierk, Poland

H. Bialkowska, M. Bluj, B. Boimska, T. Frueboes, M. Górski, M. Kazana, M. Szleper, P. Traczyk, P. Zalewski

Institute of Experimental Physics, Faculty of Physics, University of Warsaw, Warsaw, Poland

K. Bunkowski, A. Byszuk⁴⁴, K. Doroba, A. Kalinowski, M. Konecki, J. Krolikowski, M. Olszewski, M. Walczak

Laboratório de Instrumentação e Física Experimental de Partículas, Lisboa, Portugal

M. Araujo, P. Bargassa, D. Bastos, A. Di Francesco, P. Faccioli, B. Galinhas, M. Gallinaro, J. Hollar, N. Leonardo, T. Niknejad, J. Seixas, K. Shchelina, O. Toldaiev, J. Varela

Joint Institute for Nuclear Research, Dubna, Russia

V. Alexakhin, P. Bunin, M. Gavrilenko, I. Golutvin, I. Gorbunov, V. Karjavine, A. Lanev, A. Malakhov, V. Matveev^{45,46}, P. Moisenz, V. Palichik, V. Perelygin, M. Savina, D. Seitova, S. Shmatov, S. Shulha, V. Smirnov, O. Teryaev, N. Voytishin, B.S. Yuldashev⁴⁷, A. Zarubin

Petersburg Nuclear Physics Institute, Gatchina (St. Petersburg), Russia

G. Gavrillov, V. Golovtsov, Y. Ivanov, V. Kim⁴⁸, E. Kuznetsova⁴⁹, V. Murzin, V. Oreshkin, I. Smirnov, D. Sosnov, V. Sulimov, L. Uvarov, S. Volkov, A. Vorobyev

Institute for Nuclear Research, Moscow, Russia

Yu. Andreev, A. Dermenev, S. Gninenko, N. Golubev, A. Karneyeu, M. Kirsanov, N. Krasnikov, A. Pashenkov, G. Pivovarov, D. Tlisov, A. Toropin

Institute for Theoretical and Experimental Physics named by A.I. Alikhanov of NRC 'Kurchatov Institute', Moscow, Russia

V. Epshteyn, V. Gavrillov, N. Lychkovskaya, A. Nikitenko⁵⁰, V. Popov, I. Pozdnyakov, G. Safronov, A. Spiridonov, A. Stepernov, M. Toms, E. Vlasov, A. Zhokin

Moscow Institute of Physics and Technology, Moscow, Russia

T. Aushev

National Research Nuclear University 'Moscow Engineering Physics Institute' (MEPhI), Moscow, Russia

O. Bychkova, M. Chadeeva⁵¹, D. Philippov, E. Popova, V. Rusinov

P.N. Lebedev Physical Institute, Moscow, Russia

V. Andreev, M. Azarkin, I. Dremin, M. Kirakosyan, A. Terkulov

Skobeltsyn Institute of Nuclear Physics, Lomonosov Moscow State University, Moscow, Russia

A. Baskakov, A. Belyaev, E. Boos, V. Bunichev, M. Dubinin⁵², L. Dudko, A. Gribushin, V. Klyukhin, I. Lokhtin, S. Obraztsov, M. Perfilov, V. Savrin, P. Volkov

Novosibirsk State University (NSU), Novosibirsk, Russia

V. Blinov⁵³, T. Dimova⁵³, L. Kardapoltsev⁵³, I. Ovtin⁵³, Y. Skovpen⁵³

Institute for High Energy Physics of National Research Centre 'Kurchatov Institute', Protvino, Russia

I. Azhgirey, I. Bayshev, V. Kachanov, A. Kalinin, D. Konstantinov, V. Petrov, R. Ryutin, A. Sobol, S. Troshin, N. Tyurin, A. Uzunian, A. Volkov

National Research Tomsk Polytechnic University, Tomsk, Russia

A. Babaev, A. Iuzhakov, V. Okhotnikov

Tomsk State University, Tomsk, Russia

V. Borchsh, V. Ivanchenko, E. Tcherniaev

University of Belgrade: Faculty of Physics and VINCA Institute of Nuclear Sciences, Belgrade, Serbia

P. Adzic⁵⁴, P. Cirkovic, M. Dordevic, P. Milenovic, J. Milosevic, M. Stojanovic

Centro de Investigaciones Energéticas Medioambientales y Tecnológicas (CIEMAT), Madrid, Spain

M. Aguilar-Benitez, J. Alcaraz Maestre, A. Álvarez Fernández, I. Bachiller, M. Barrio Luna, Cristina F. Bedoya, J.A. Brochero Cifuentes, C.A. Carrillo Montoya, M. Cepeda, M. Cerrada, N. Colino, B. De La Cruz, A. Delgado Peris, J.P. Fernández Ramos, J. Flix, M.C. Fouz, O. Gonzalez Lopez, S. Goy Lopez, J.M. Hernandez, M.I. Josa, D. Moran, Á. Navarro Tobar, A. Pérez-Calero Yzquierdo, J. Puerta Pelayo, I. Redondo, L. Romero, S. Sánchez Navas, M.S. Soares, A. Triossi, C. Willmott

Universidad Autónoma de Madrid, Madrid, Spain

C. Albajar, J.F. de Trocóniz, R. Reyes-Almanza

Universidad de Oviedo, Instituto Universitario de Ciencias y Tecnologías Espaciales de Asturias (ICTEA), Oviedo, Spain

B. Alvarez Gonzalez, J. Cuevas, C. Erice, J. Fernandez Menendez, S. Folgueras, I. Gonzalez Caballero, E. Palencia Cortezon, C. Ramón Álvarez, V. Rodríguez Bouza, S. Sanchez Cruz

Instituto de Física de Cantabria (IFCA), CSIC-Universidad de Cantabria, Santander, Spain

I.J. Cabrillo, A. Calderon, B. Chazin Quero, J. Duarte Campderros, M. Fernandez, P.J. Fernández Manteca, A. García Alonso, G. Gomez, C. Martinez Rivero, P. Martinez Ruiz del Arbol, F. Matorras, J. Piedra Gomez, C. Prieels, F. Ricci-Tam, T. Rodrigo, A. Ruiz-Jimeno, L. Russo⁵⁵, L. Scodellaro, I. Vila, J.M. Vizan Garcia

University of Colombo, Colombo, Sri Lanka

MK Jayananda, B. Kailasapathy⁵⁶, D.U.J. Sonnadara, DDC Wickramarathna

University of Ruhuna, Department of Physics, Matara, Sri Lanka

W.G.D. Dharmaratna, K. Liyanage, N. Perera, N. Wickramage

CERN, European Organization for Nuclear Research, Geneva, Switzerland

T.K. Aarrestad, D. Abbaneo, B. Akgun, E. Auffray, G. Auzinger, J. Baechler, P. Baillon, A.H. Ball, D. Barney, J. Bendavid, M. Bianco, A. Bocci, P. Bortignon, E. Bossini, E. Brondolin, T. Camporesi, G. Cerminara, L. Cristella, D. d'Enterria, A. Dabrowski, N. Daci, V. Daponte, A. David, A. De Roeck, M. Deile, R. Di Maria, M. Dobson, M. Dünser, N. Dupont, A. Elliott-Peisert, N. Emriskova, F. Fallavollita⁵⁷, D. Fasanella, S. Fiorendi, G. Franzoni, J. Fulcher, W. Funk, S. Giani, D. Gigi, K. Gill, F. Glege, L. Gouskos, M. Gruchala, M. Guilhaud, D. Gulhan, J. Hegeman, Y. Iiyama, V. Innocente, T. James, P. Janot, J. Kaspar, J. Kieseler, M. Komm, N. Kratochwil, C. Lange, P. Lecoq, K. Long, C. Lourenço, L. Malgeri, M. Mannelli, A. Massironi, F. Meijers, S. Mersi, E. Meschi, F. Moortgat, M. Mulders, J. Ngadiuba, J. Niedziela, S. Orfanelli, L. Orsini, F. Pantaleo²⁰, L. Pape, E. Perez, M. Peruzzi, A. Petrilli, G. Petrucciani, A. Pfeiffer, M. Pierini, F.M. Pitters, D. Rabady, A. Racz, M. Rieger, M. Rovere, H. Sakulin, J. Salfeld-Nebgen, S. Scarfi, C. Schäfer, C. Schwick, M. Selvaggi, A. Sharma, P. Silva, W. Snoeys, P. Sphicas⁵⁸, J. Steggemann, S. Summers, V.R. Tavolaro, D. Treille, A. Tsirou, G.P. Van Onsem, A. Vartak, M. Verzetti, K.A. Wozniak, W.D. Zeuner

Paul Scherrer Institut, Villigen, Switzerland

L. Caminada⁵⁹, W. Erdmann, R. Horisberger, Q. Ingram, H.C. Kaestli, D. Kotlinski, U. Langenegger, T. Rohe

ETH Zurich - Institute for Particle Physics and Astrophysics (IPA), Zurich, Switzerland

M. Backhaus, P. Berger, A. Calandri, N. Chernyavskaya, G. Dissertori, M. Dittmar, M. Donegà, C. Dorfer, T. Gadek, T.A. Gómez Espinosa, C. Grab, D. Hits, W. Lustermann, A.-M. Lyon, R.A. Manzoni, M.T. Meinhard, F. Micheli, P. Musella, F. Nessi-Tedaldi, F. Pauss, V. Perovic, G. Perrin, L. Perrozzi, S. Pigazzini, M.G. Ratti, M. Reichmann, C. Reissel, T. Reitenspiess, B. Ristic, D. Ruini, D.A. Sanz Becerra, M. Schönenberger, L. Shchutska, V. Stampf, M.L. Vesterbacka Olsson, R. Wallny, D.H. Zhu

Universität Zürich, Zurich, Switzerland

C. AMSLER⁶⁰, C. Botta, D. Brzhechko, M.F. Canelli, A. De Cosa, R. Del Burgo, J.K. Heikkilä, M. Huwiler, A. Jofrehei, B. Kilminster, S. Leontsinis, A. Macchiolo, V.M. Mikuni, U. Molinatti, I. Neutelings, G. Rauco, P. Robmann, K. Schweiger, Y. Takahashi, S. Wertz

National Central University, Chung-Li, Taiwan

C. Adloff⁶¹, C.M. Kuo, W. Lin, A. Roy, T. Sarkar³⁵, S.S. Yu

National Taiwan University (NTU), Taipei, Taiwan

L. Ceard, P. Chang, Y. Chao, K.F. Chen, P.H. Chen, W.-S. Hou, Y.y. Li, R.-S. Lu, E. Paganis, A. Psallidas, A. Steen, E. Yazgan

Chulalongkorn University, Faculty of Science, Department of Physics, Bangkok, Thailand

B. Asavapibhop, C. Asawatangtrakuldee, N. Srimanobhas

Çukurova University, Physics Department, Science and Art Faculty, Adana, Turkey

F. Boran, S. Damarseckin⁶², Z.S. Demiroglu, F. Dolek, C. Dozen⁶³, I. Dumanoglu⁶⁴, E. Eskut, G. Gokbulut, Y. Guler, E. Gurpinar Guler⁶⁵, I. Hos⁶⁶, C. Isik, E.E. Kangal⁶⁷, O. Kara, A. Kayis Topaksu, U. Kiminsu, G. Onengut, K. Ozdemir⁶⁸, A. Polatoz, A.E. Simsek, B. Tali⁶⁹, U.G. Tok, S. Turkcapar, I.S. Zorbakir, C. Zorbilmez

Middle East Technical University, Physics Department, Ankara, Turkey

B. Isildak⁷⁰, G. Karapinar⁷¹, K. Ocalan⁷², M. Yalvac⁷³

Bogazici University, Istanbul, Turkey

I.O. Atakisi, E. Gülmez, M. Kaya⁷⁴, O. Kaya⁷⁵, Ö. Özçelik, S. Tekten⁷⁶, E.A. Yetkin⁷⁷

Istanbul Technical University, Istanbul, Turkey

A. Cakir, K. Cankocak⁶⁴, Y. Komurcu, S. Sen⁷⁸

Istanbul University, Istanbul, Turkey

F. Aydogmus Sen, S. Cerci⁶⁹, B. Kaynak, S. Ozkorucuklu, D. Sunar Cerci⁶⁹

Institute for Scintillation Materials of National Academy of Science of Ukraine, Kharkov, Ukraine

B. Grynyov

National Scientific Center, Kharkov Institute of Physics and Technology, Kharkov, Ukraine

L. Levchuk

University of Bristol, Bristol, United Kingdom

E. Bhal, S. Bologna, J.J. Brooke, D. Burns⁷⁹, E. Clement, D. Cussans, H. Flacher, J. Goldstein, G.P. Heath, H.F. Heath, L. Kreczko, B. Krikler, S. Paramesvaran, T. Sakuma, S. Seif El Nasr-Storey, V.J. Smith, J. Taylor, A. Titterton

Rutherford Appleton Laboratory, Didcot, United Kingdom

K.W. Bell, A. Belyaev⁸⁰, C. Brew, R.M. Brown, D.J.A. Cockerill, K.V. Ellis, K. Harder,

S. Harper, J. Linacre, K. Manolopoulos, D.M. Newbold, E. Olaiya, D. Petyt, T. Reis, T. Schuh, C.H. Shepherd-Themistocleous, A. Thea, I.R. Tomalin, T. Williams

Imperial College, London, United Kingdom

R. Bainbridge, P. Bloch, S. Bonomally, J. Borg, S. Breeze, O. Buchmuller, A. Bundock, V. Cepaitis, G.S. Chahal⁸¹, D. Colling, P. Dauncey, G. Davies, M. Della Negra, P. Everaerts, G. Fedi, G. Hall, G. Iles, J. Langford, L. Lyons, A.-M. Magnan, S. Malik, A. Martelli, V. Milosevic, A. Morton, J. Nash⁸², V. Palladino, M. Pesaresi, D.M. Raymond, A. Richards, A. Rose, E. Scott, C. Seez, A. Shtipliyski, M. Stoye, A. Tapper, K. Uchida, T. Virdee²⁰, N. Wardle, S.N. Webb, D. Winterbottom, A.G. Zecchinelli, S.C. Zenz

Brunel University, Uxbridge, United Kingdom

J.E. Cole, P.R. Hobson, A. Khan, P. Kyberd, C.K. Mackay, I.D. Reid, L. Teodorescu, S. Zahid

Baylor University, Waco, USA

A. Brinkerhoff, K. Call, B. Caraway, J. Dittmann, K. Hatakeyama, C. Madrid, B. McMaster, N. Pastika, C. Smith

Catholic University of America, Washington, DC, USA

R. Bartek, A. Dominguez, R. Uniyal, A.M. Vargas Hernandez

The University of Alabama, Tuscaloosa, USA

A. Buccilli, O. Charaf, S.I. Cooper, S.V. Gleyzer, C. Henderson, P. Rumerio, C. West

Boston University, Boston, USA

A. Akpınar, A. Albert, D. Arcaro, C. Cosby, Z. Demiragli, D. Gastler, C. Richardson, J. Rohlf, K. Salyer, D. Sperka, D. Spitzbart, I. Suarez, S. Yuan, D. Zou

Brown University, Providence, USA

G. Benelli, B. Burkle, X. Coubez²¹, D. Cutts, Y.t. Duh, M. Hadley, U. Heintz, J.M. Hogan⁸³, K.H.M. Kwok, E. Laird, G. Landsberg, K.T. Lau, J. Lee, M. Narain, S. Sagir⁸⁴, R. Syarif, E. Usai, W.Y. Wong, D. Yu, W. Zhang

University of California, Davis, Davis, USA

R. Band, C. Brainerd, R. Breedon, M. Calderon De La Barca Sanchez, M. Chertok, J. Conway, R. Conway, P.T. Cox, R. Erbacher, C. Flores, G. Funk, F. Jensen, W. Ko[†], O. Kukral, R. Lander, M. Mulhearn, D. Pellett, J. Pilot, M. Shi, D. Taylor, K. Tos, M. Tripathi, Y. Yao, F. Zhang

University of California, Los Angeles, USA

M. Bachtis, C. Bravo, R. Cousins, A. Dasgupta, A. Florent, D. Hamilton, J. Hauser, M. Ignatenko, T. Lam, N. Mccoll, W.A. Nash, S. Regnard, D. Saltzberg, C. Schnaible, B. Stone, V. Valuev

University of California, Riverside, Riverside, USA

K. Burt, Y. Chen, R. Clare, J.W. Gary, S.M.A. Ghiasi Shirazi, G. Hanson, G. Karapostoli, O.R. Long, N. Manganeli, M. Olmedo Negrete, M.I. Paneva, W. Si, S. Wimpenny, Y. Zhang

University of California, San Diego, La Jolla, USA

J.G. Branson, P. Chang, S. Cittolin, S. Cooperstein, N. Deelen, M. Derdzinski, J. Duarte, R. Gerosa, D. Gilbert, B. Hashemi, D. Klein, V. Krutelyov, J. Letts, M. Masciovecchio, S. May, S. Padhi, M. Pieri, V. Sharma, M. Tadel, F. Würthwein, A. Yagil

University of California, Santa Barbara - Department of Physics, Santa Barbara, USA

N. Amin, R. Bhandari, C. Campagnari, M. Citron, A. Dorsett, V. Dutta, J. Incandela, B. Marsh, H. Mei, A. Ovcharova, H. Qu, M. Quinnan, J. Richman, U. Sarica, D. Stuart, S. Wang

California Institute of Technology, Pasadena, USA

D. Anderson, A. Bornheim, O. Cerri, I. Dutta, J.M. Lawhorn, N. Lu, J. Mao, H.B. Newman, T.Q. Nguyen, J. Pata, M. Spiropulu, J.R. Vlimant, S. Xie, Z. Zhang, R.Y. Zhu

Carnegie Mellon University, Pittsburgh, USA

J. Alison, M.B. Andrews, T. Ferguson, T. Mudholkar, M. Paulini, M. Sun, I. Vorobiev, M. Weinberg

University of Colorado Boulder, Boulder, USA

J.P. Cumalat, W.T. Ford, E. MacDonald, T. Mulholland, R. Patel, A. Perloff, K. Stenson, K.A. Ulmer, S.R. Wagner

Cornell University, Ithaca, USA

J. Alexander, Y. Cheng, J. Chu, D.J. Cranshaw, A. Datta, A. Frankenthal, K. Mcdermott, J. Monroy, J.R. Patterson, D. Quach, A. Ryd, W. Sun, S.M. Tan, Z. Tao, J. Thom, P. Wittich, M. Zientek

Fermi National Accelerator Laboratory, Batavia, USA

S. Abdullin, M. Albrow, M. Alyari, G. Apollinari, A. Apresyan, A. Apyan, S. Banerjee, L.A.T. Bauerdick, A. Beretvas, D. Berry, J. Berryhill, P.C. Bhat, K. Burkett, J.N. Butler, A. Canepa, G.B. Cerati, H.W.K. Cheung, F. Chlebana, M. Cremonesi, V.D. Elvira, J. Freeman, Z. Gecse, E. Gottschalk, L. Gray, D. Green, S. Grünendahl, O. Gutsche, R.M. Harris, S. Hasegawa, R. Heller, T.C. Herwig, J. Hirschauer, B. Jayatilaka, S. Jindariani, M. Johnson, U. Joshi, T. Klijnsma, B. Klima, M.J. Kortelainen, S. Lammel, J. Lewis, D. Lincoln, R. Lipton, M. Liu, T. Liu, J. Lykken, K. Maeshima, D. Mason, P. McBride, P. Merkel, S. Mrenna, S. Nahn, V. O'Dell, V. Papadimitriou, K. Pedro, C. Pena⁵², O. Prokofyev, F. Ravera, A. Reinsvold Hall, L. Ristori, B. Schneider, E. Sexton-Kennedy, N. Smith, A. Soha, W.J. Spalding, L. Spiegel, S. Stoynev, J. Strait, L. Taylor, S. Tkaczyk, N.V. Tran, L. Uplegger, E.W. Vaandering, M. Wang, H.A. Weber, A. Woodard

University of Florida, Gainesville, USA

D. Acosta, P. Avery, D. Bourilkov, L. Cadamuro, V. Cherepanov, F. Errico, R.D. Field, D. Guerrero, B.M. Joshi, M. Kim, J. Konigsberg, A. Korytov, K.H. Lo, K. Matchev, N. Menendez, G. Mitselmakher, D. Rosenzweig, K. Shi, J. Wang, S. Wang, X. Zuo

Florida International University, Miami, USA

Y.R. Joshi

Florida State University, Tallahassee, USA

T. Adams, A. Askew, D. Diaz, R. Habibullah, S. Hagopian, V. Hagopian, K.F. Johnson, R. Khurana, T. Kolberg, G. Martinez, H. Prosper, C. Schiber, R. Yohay, J. Zhang

Florida Institute of Technology, Melbourne, USA

M.M. Baarmand, S. Butalla, T. Elkafrawy¹⁴, M. Hohlmann, D. Noonan, M. Rahmani, M. Saunders, F. Yumiceva

University of Illinois at Chicago (UIC), Chicago, USA

M.R. Adams, L. Apanasevich, H. Becerril Gonzalez, R. Cavanaugh, X. Chen, S. Dittmer, O. Evdokimov, C.E. Gerber, D.A. Hangal, D.J. Hofman, C. Mills, G. Oh, T. Roy, M.B. Tonjes, N. Varelas, J. Viinikainen, H. Wang, X. Wang, Z. Wu

The University of Iowa, Iowa City, USA

M. Alhousseini, B. Bilki⁶⁵, K. Dilsiz⁸⁵, S. Durgut, R.P. Gandrajula, M. Haytmyradov,

V. Khristenko, O.K. Köseyan, J.-P. Merlo, A. Mestvirishvili⁸⁶, A. Moeller, J. Nachtman, H. Ogul⁸⁷, Y. Onel, F. Ozok⁸⁸, A. Penzo, C. Snyder, E. Tiras, J. Wetzel, K. Yi⁸⁹

Johns Hopkins University, Baltimore, USA

O. Amram, B. Blumenfeld, L. Corcodilos, M. Eminizer, A.V. Gritsan, S. Kyriacou, P. Maksimovic, C. Mantilla, J. Roskes, M. Swartz, T.Á. Vámi

The University of Kansas, Lawrence, USA

C. Baldenegro Barrera, P. Baringer, A. Bean, A. Bylinkin, T. Isidori, S. Khalil, J. King, G. Krintiras, A. Kropivnitskaya, C. Lindsey, W. Mcbrayer, N. Minafra, M. Murray, C. Rogan, C. Royon, S. Sanders, E. Schmitz, J.D. Tapia Takaki, Q. Wang, J. Williams, G. Wilson

Kansas State University, Manhattan, USA

S. Duric, A. Ivanov, K. Kaadze, D. Kim, Y. Maravin, D.R. Mendis, T. Mitchell, A. Modak, A. Mohammadi

Lawrence Livermore National Laboratory, Livermore, USA

F. Rebassoo, D. Wright

University of Maryland, College Park, USA

E. Adams, A. Baden, O. Baron, A. Belloni, S.C. Eno, Y. Feng, N.J. Hadley, S. Jabeen, G.Y. Jeng, R.G. Kellogg, T. Koeth, A.C. Mignerey, S. Nabili, M. Seidel, A. Skuja, S.C. Tonwar, L. Wang, K. Wong

Massachusetts Institute of Technology, Cambridge, USA

D. Abercrombie, B. Allen, R. Bi, S. Brandt, W. Busza, I.A. Cali, Y. Chen, M. D'Alfonso, G. Gomez Ceballos, M. Goncharov, P. Harris, D. Hsu, M. Hu, M. Klute, D. Kovalskyi, J. Krupa, Y.-J. Lee, P.D. Luckey, B. Maier, A.C. Marini, C. McGinn, C. Mironov, S. Narayanan, X. Niu, C. Paus, D. Rankin, C. Roland, G. Roland, Z. Shi, G.S.F. Stephans, K. Sumorok, K. Tatar, D. Velicanu, J. Wang, T.W. Wang, Z. Wang, B. Wyslouch

University of Minnesota, Minneapolis, USA

R.M. Chatterjee, A. Evans, S. Guts[†], P. Hansen, J. Hiltbrand, Sh. Jain, M. Krohn, Y. Kubota, Z. Lesko, J. Mans, M. Revering, R. Rusack, R. Saradhy, N. Schroeder, N. Strobbe, M.A. Wadud

University of Mississippi, Oxford, USA

J.G. Acosta, S. Oliveros

University of Nebraska-Lincoln, Lincoln, USA

K. Bloom, S. Chauhan, D.R. Claes, C. Fangmeier, L. Finco, F. Golf, J.R. González Fernández, I. Kravchenko, J.E. Siado, G.R. Snow[†], B. Stieger, W. Tabb

State University of New York at Buffalo, Buffalo, USA

G. Agarwal, C. Harrington, I. Iashvili, A. Kharchilava, C. McLean, D. Nguyen, A. Parker, J. Pekkanen, S. Rappoccio, B. Roozbahani

Northeastern University, Boston, USA

G. Alverson, E. Barberis, C. Freer, Y. Haddad, A. Hortiangtham, G. Madigan, B. Marzocchi, D.M. Morse, V. Nguyen, T. Orimoto, L. Skinnari, A. Tishelman-Charny, T. Wamorkar, B. Wang, A. Wisecarver, D. Wood

Northwestern University, Evanston, USA

S. Bhattacharya, J. Bueghly, Z. Chen, A. Gilbert, T. Gunter, K.A. Hahn, N. Odell, M.H. Schmitt, K. Sung, M. Velasco

University of Notre Dame, Notre Dame, USA

R. Bucci, N. Dev, R. Goldouzian, M. Hildreth, K. Hurtado Anampa, C. Jessop, D.J. Karmgard, K. Lannon, W. Li, N. Loukas, N. Marinelli, I. Mcalister, F. Meng, K. Mohrman, Y. Musienko⁴⁵, R. Ruchti, P. Siddireddy, S. Taroni, M. Wayne, A. Wightman, M. Wolf, L. Zygala

The Ohio State University, Columbus, USA

J. Alimena, B. Bylsma, B. Cardwell, L.S. Durkin, B. Francis, C. Hill, W. Ji, A. Lefeld, B.L. Winer, B.R. Yates

Princeton University, Princeton, USA

G. Dezoort, P. Elmer, B. Greenberg, N. Haubrich, S. Higginbotham, A. Kalogeropoulos, G. Kopp, S. Kwan, D. Lange, M.T. Lucchini, J. Luo, D. Marlow, K. Mei, I. Ojalvo, J. Olsen, C. Palmer, P. Piroué, D. Stickland, C. Tully

University of Puerto Rico, Mayaguez, USA

S. Malik, S. Norberg

Purdue University, West Lafayette, USA

V.E. Barnes, R. Chawla, S. Das, L. Gutay, M. Jones, A.W. Jung, B. Mahakud, G. Negro, N. Neumeister, C.C. Peng, S. Piperov, H. Qiu, J.F. Schulte, N. Trevisani, F. Wang, R. Xiao, W. Xie

Purdue University Northwest, Hammond, USA

T. Cheng, J. Dolen, N. Parashar

Rice University, Houston, USA

A. Baty, S. Dildick, K.M. Ecklund, S. Freed, F.J.M. Geurts, M. Kilpatrick, A. Kumar, W. Li, B.P. Padley, R. Redjimi, J. Roberts[†], J. Rorie, W. Shi, A.G. Stahl Leiton, Z. Tu, A. Zhang

University of Rochester, Rochester, USA

A. Bodek, P. de Barbaro, R. Demina, J.L. Dulemba, C. Fallon, T. Ferbel, M. Galanti, A. Garcia-Bellido, O. Hindrichs, A. Khukhunaishvili, E. Ranken, R. Taus

Rutgers, The State University of New Jersey, Piscataway, USA

B. Chiarito, J.P. Chou, A. Gandrakota, Y. Gershtein, E. Halkiadakis, A. Hart, M. Heindl, E. Hughes, S. Kaplan, O. Karacheban²⁴, I. Laflotte, A. Lath, R. Montalvo, K. Nash, M. Osherson, S. Salur, S. Schnetzer, S. Somalwar, R. Stone, S.A. Thayil, S. Thomas

University of Tennessee, Knoxville, USA

H. Acharya, A.G. Delannoy, S. Spanier

Texas A&M University, College Station, USA

O. Bouhali⁹⁰, M. Dalchenko, A. Delgado, R. Eusebi, J. Gilmore, T. Huang, T. Kamon⁹¹, H. Kim, S. Luo, S. Malhotra, D. Marley, R. Mueller, D. Overton, L. Perniè, D. Rathjens, A. Safonov

Texas Tech University, Lubbock, USA

N. Akchurin, J. Damgov, V. Hegde, S. Kunori, K. Lamichhane, S.W. Lee, T. Mengke, S. Muthumuni, T. Peltola, S. Undleeb, I. Volobouev, Z. Wang, A. Whitbeck

Vanderbilt University, Nashville, USA

E. Appelt, S. Greene, A. Gurrola, R. Janjam, W. Johns, C. Maguire, A. Melo, H. Ni, K. Padeken, F. Romeo, P. Sheldon, S. Tuo, J. Velkovska, M. Verweij

University of Virginia, Charlottesville, USA

L. Ang, M.W. Arenton, B. Cox, G. Cummings, J. Hakala, R. Hirosky, M. Joyce, A. Ledovskoy, C. Neu, B. Tannenwald, Y. Wang, E. Wolfe, F. Xia

Wayne State University, Detroit, USA

P.E. Karchin, N. Poudyal, J. Sturdy, P. Thapa

University of Wisconsin - Madison, Madison, WI, USA

K. Black, T. Bose, J. Buchanan, C. Caillol, S. Dasu, I. De Bruyn, L. Dodd, C. Galloni, H. He, M. Herndon, A. Hervé, U. Hussain, A. Lanaro, A. Loeliger, R. Loveless, J. Madhusudanan Sreekala, A. Mallampalli, D. Pinna, T. Ruggles, A. Savin, V. Shang, V. Sharma, W.H. Smith, D. Teague, S. Trembath-reichert, W. Vetens

†: Deceased

1: Also at Vienna University of Technology, Vienna, Austria

2: Also at Department of Basic and Applied Sciences, Faculty of Engineering, Arab Academy for Science, Technology and Maritime Transport, Alexandria, Egypt

3: Also at Université Libre de Bruxelles, Bruxelles, Belgium

4: Also at IRFU, CEA, Université Paris-Saclay, Gif-sur-Yvette, France

5: Also at Universidade Estadual de Campinas, Campinas, Brazil

6: Also at Federal University of Rio Grande do Sul, Porto Alegre, Brazil

7: Also at UFMS, Nova Andradina, Brazil

8: Also at Universidade Federal de Pelotas, Pelotas, Brazil

9: Also at University of Chinese Academy of Sciences, Beijing, China

10: Also at Institute for Theoretical and Experimental Physics named by A.I. Alikhanov of NRC 'Kurchatov Institute', Moscow, Russia

11: Also at Joint Institute for Nuclear Research, Dubna, Russia

12: Also at Helwan University, Cairo, Egypt

13: Now at Zewail City of Science and Technology, Zewail, Egypt

14: Also at Ain Shams University, Cairo, Egypt

15: Now at Fayoum University, El-Fayoum, Egypt

16: Also at Purdue University, West Lafayette, USA

17: Also at Université de Haute Alsace, Mulhouse, France

18: Also at Tbilisi State University, Tbilisi, Georgia

19: Also at Erzincan Binali Yildirim University, Erzincan, Turkey

20: Also at CERN, European Organization for Nuclear Research, Geneva, Switzerland

21: Also at RWTH Aachen University, III. Physikalisches Institut A, Aachen, Germany

22: Also at University of Hamburg, Hamburg, Germany

23: Also at Department of Physics, Isfahan University of Technology, Isfahan, Iran, Isfahan, Iran

24: Also at Brandenburg University of Technology, Cottbus, Germany

25: Also at Skobeltsyn Institute of Nuclear Physics, Lomonosov Moscow State University, Moscow, Russia

26: Also at Institute of Physics, University of Debrecen, Debrecen, Hungary, Debrecen, Hungary

27: Also at Physics Department, Faculty of Science, Assiut University, Assiut, Egypt

28: Also at Institute of Nuclear Research ATOMKI, Debrecen, Hungary

29: Also at MTA-ELTE Lendület CMS Particle and Nuclear Physics Group, Eötvös Loránd University, Budapest, Hungary, Budapest, Hungary

30: Also at IIT Bhubaneswar, Bhubaneswar, India, Bhubaneswar, India

31: Also at Institute of Physics, Bhubaneswar, India

32: Also at G.H.G. Khalsa College, Punjab, India

33: Also at Shoolini University, Solan, India

34: Also at University of Hyderabad, Hyderabad, India

-
- 35: Also at University of Visva-Bharati, Santiniketan, India
36: Also at Indian Institute of Technology (IIT), Mumbai, India
37: Also at Deutsches Elektronen-Synchrotron, Hamburg, Germany
38: Also at Department of Physics, University of Science and Technology of Mazandaran, Behshahr, Iran
39: Now at INFN Sezione di Bari ^a, Università di Bari ^b, Politecnico di Bari ^c, Bari, Italy
40: Also at Italian National Agency for New Technologies, Energy and Sustainable Economic Development, Bologna, Italy
41: Also at Centro Siciliano di Fisica Nucleare e di Struttura Della Materia, Catania, Italy
42: Also at Riga Technical University, Riga, Latvia, Riga, Latvia
43: Also at Consejo Nacional de Ciencia y Tecnología, Mexico City, Mexico
44: Also at Warsaw University of Technology, Institute of Electronic Systems, Warsaw, Poland
45: Also at Institute for Nuclear Research, Moscow, Russia
46: Now at National Research Nuclear University 'Moscow Engineering Physics Institute' (MEPhI), Moscow, Russia
47: Also at Institute of Nuclear Physics of the Uzbekistan Academy of Sciences, Tashkent, Uzbekistan
48: Also at St. Petersburg State Polytechnical University, St. Petersburg, Russia
49: Also at University of Florida, Gainesville, USA
50: Also at Imperial College, London, United Kingdom
51: Also at P.N. Lebedev Physical Institute, Moscow, Russia
52: Also at California Institute of Technology, Pasadena, USA
53: Also at Budker Institute of Nuclear Physics, Novosibirsk, Russia
54: Also at Faculty of Physics, University of Belgrade, Belgrade, Serbia
55: Also at Università degli Studi di Siena, Siena, Italy
56: Also at Trincomalee Campus, Eastern University, Sri Lanka, Nilaveli, Sri Lanka
57: Also at INFN Sezione di Pavia ^a, Università di Pavia ^b, Pavia, Italy, Pavia, Italy
58: Also at National and Kapodistrian University of Athens, Athens, Greece
59: Also at Universität Zürich, Zurich, Switzerland
60: Also at Stefan Meyer Institute for Subatomic Physics, Vienna, Austria, Vienna, Austria
61: Also at Laboratoire d'Annecy-le-Vieux de Physique des Particules, IN2P3-CNRS, Annecy-le-Vieux, France
62: Also at Şırnak University, Şırnak, Turkey
63: Also at Department of Physics, Tsinghua University, Beijing, China, Beijing, China
64: Also at Near East University, Research Center of Experimental Health Science, Nicosia, Turkey
65: Also at Beykent University, Istanbul, Turkey, Istanbul, Turkey
66: Also at Istanbul Aydın University, Application and Research Center for Advanced Studies (App. & Res. Cent. for Advanced Studies), Istanbul, Turkey
67: Also at Mersin University, Mersin, Turkey
68: Also at Piri Reis University, Istanbul, Turkey
69: Also at Adiyaman University, Adiyaman, Turkey
70: Also at Ozyegin University, Istanbul, Turkey
71: Also at Izmir Institute of Technology, Izmir, Turkey
72: Also at Necmettin Erbakan University, Konya, Turkey
73: Also at Bozok Universitetesi Rektörlüğü, Yozgat, Turkey
74: Also at Marmara University, Istanbul, Turkey
75: Also at Milli Savunma University, Istanbul, Turkey
76: Also at Kafkas University, Kars, Turkey

- 77: Also at Istanbul Bilgi University, Istanbul, Turkey
78: Also at Hacettepe University, Ankara, Turkey
79: Also at Vrije Universiteit Brussel, Brussel, Belgium
80: Also at School of Physics and Astronomy, University of Southampton, Southampton, United Kingdom
81: Also at IPPP Durham University, Durham, United Kingdom
82: Also at Monash University, Faculty of Science, Clayton, Australia
83: Also at Bethel University, St. Paul, Minneapolis, USA, St. Paul, USA
84: Also at Karamanoğlu Mehmetbey University, Karaman, Turkey
85: Also at Bingol University, Bingol, Turkey
86: Also at Georgian Technical University, Tbilisi, Georgia
87: Also at Sinop University, Sinop, Turkey
88: Also at Mimar Sinan University, Istanbul, Istanbul, Turkey
89: Also at Nanjing Normal University Department of Physics, Nanjing, China
90: Also at Texas A&M University at Qatar, Doha, Qatar
91: Also at Kyungpook National University, Daegu, Korea, Daegu, Korea