



# Strange hadron production in pp and pPb collisions at $\sqrt{s_{\text{NN}}} = 5.02 \text{ TeV}$

The CMS Collaboration\*

## Abstract

The transverse momentum ( $p_T$ ) distributions of  $\Lambda$ ,  $\Xi^-$ , and  $\Omega^-$  baryons, their antiparticles, and  $K_S^0$  mesons are measured in proton-proton (pp) and proton-lead (pPb) collisions at a nucleon-nucleon center-of-mass energy of 5.02 TeV over a broad rapidity range. The data, corresponding to integrated luminosities of  $40.2 \text{ nb}^{-1}$  and  $15.6 \mu\text{b}^{-1}$  for pp and pPb collisions, respectively, were collected by the CMS experiment. The nuclear modification factor  $R_{pPb}$ , defined as the ratio of the particle yield in pPb collisions and a scaled pp reference, is measured for each particle. A strong dependence on particle species is observed in the  $p_T$  range from 2 to 7 GeV, where  $R_{pPb}$  for  $K_S^0$  is consistent with unity, while an enhancement ordered by strangeness content and/or particle mass is observed for the three baryons. In pPb collisions, the strange hadron production is asymmetric about the nucleon-nucleon center-of-mass rapidity. Enhancements, which depend on the particle type, are observed in the direction of the Pb beam. The results are compared to predictions from EPOS LHC, which includes parametrized radial flow. The model is in qualitative agreement with the  $R_{pPb}$  data, but fails to describe the dependence on particle species in the yield asymmetries measured away from mid-rapidity in pPb collisions.

*Submitted to Physical Review C*



# 1 Introduction

The transverse momentum ( $p_T$ ) distributions of the particles produced in high-energy nuclear collisions can provide insights into the nature of the produced hot and dense matter, known as the quark-gluon plasma (QGP), and its dynamical evolution. Comparisons of the  $p_T$  spectra of hadrons produced in proton-proton (pp), proton-nucleus (pA), and nucleus-nucleus (AB) collisions are often used to elucidate the QGP properties. The many physical processes that contribute to hadron production involve distinct energy scales, and therefore dominate different ranges in the  $p_T$  distributions in various collision systems. In heavy ion collisions, hadrons with  $p_T \lesssim 2$  GeV typically reflect the properties of the bulk system, such as the temperature at freeze-out, hadro-chemical composition, and collective expansion velocity. Measurements of identified hadrons at low  $p_T$  can be used to extract these properties [1–6].

At high  $p_T$  ( $\gtrsim 8$  GeV), particles are primarily produced through fragmentation of partons that have participated in a hard scattering involving a large momentum transfer. In AB collisions that create a QGP, these partons might lose energy traversing the medium, which would result in suppression of high- $p_T$  hadron production. The suppression is quantified by the nuclear modification factor,  $R_{AB}$ , defined as the ratio of particle yields in AB collisions to those in pp collisions, scaled by the average number of binary nucleon-nucleon collisions,  $\langle N_{\text{coll}} \rangle$ , in the AB collisions:

$$R_{AB}(p_T) = \frac{dN^{AB}/dp_T}{\langle N_{\text{coll}} \rangle dN^{\text{pp}}/dp_T} = \frac{dN^{AB}/dp_T}{\langle T_{AB} \rangle d\sigma^{\text{pp}}/dp_T}. \quad (1)$$

The ratio of  $\langle N_{\text{coll}} \rangle$  with the total inelastic pp cross section  $\sigma^{\text{pp}}$ , defined as  $\langle T_{AB} \rangle = \langle N_{\text{coll}} \rangle / \sigma^{\text{pp}}$ , is known as the nuclear overlap function. Both  $\langle N_{\text{coll}} \rangle$  and  $\langle T_{AB} \rangle$  can be calculated from a Glauber model of the nuclear collision geometry [7].

In the intermediate  $p_T$  region ( $2 \lesssim p_T \lesssim 8$  GeV), the dominant particle production mechanism switches from soft processes to hard scattering. For a given particle species, this transition may happen in a momentum range that depends on the mass of the particle and on its quark composition. Particles of greater mass are boosted to larger transverse momentum because of radial flow (common velocity field for all particles) [8], and baryon production may be enhanced ( $R_{AB} > 1$ ) as a result of hadronization by recombination [9–11]. In addition, there are several initial-state effects that can result in  $R_{AB} \neq 1$ . Momentum broadening from multiple scattering of projectile partons by the target nucleus before undergoing a hard scattering [12, 13] can cause an enhancement. Alternatively, nuclear shadowing [14], i.e., suppression of the parton distribution functions in the nucleus relative to those in the proton in the small parton fractional momentum range ( $x < 0.01$ ), can lead to suppression in hadron production. The study of nuclear modification factors over a broad momentum range and for multiple particle species is a valuable tool for disentangling different effects and for constraining theoretical models.

Traditionally, pA and deuteron-nucleus (dA) collisions have been considered as reference systems that do not produce a hot QCD medium [15–18], and therefore would only carry information about cold nuclear matter initial-state effects. However, in the last few years there have been extensive studies of two- and multi-particle azimuthal correlations in high-multiplicity pp and pPb collisions at the LHC [19–22], which indicate collective behavior similar to that observed in heavy ion collisions, where it is attributed to collective flow in the QGP. Recent measurements from RHIC use high-multiplicity pAu [23], dAu [24], and  $^3\text{HeAu}$  collisions [25] to study the effects of the initial geometry on the final-state particle correlations. They find that hydrodynamic models that include short-lived QGP droplets provide simultaneous quantitative description of the measurements [26]. Additionally, measurements of strange-particle production by the ALICE Collaboration [27, 28] indicate strangeness enhancement in pPb and

high-multiplicity pp collisions—a signature that has long been considered an important indication of QGP formation [29]. Measurements of low  $p_T$  spectra of strange particles produced in high multiplicity small-system collisions [27, 30] are consistent with the presence of radial flow [31]. On the other hand, jet quenching is not observed at high  $p_T$  in pPb collisions [32–36]. Thus, further studies of the rapidity and  $p_T$  dependence of strange-particle production from low to high  $p_T$  can provide significant information on the nature of the QCD medium produced in small systems.

In pPb collisions, radial flow, nuclear shadowing, and multiple scattering are all expected to have different effects on particle production in the forward (p-going) and backward (Pb-going) rapidity regions. Radial flow is expected to be greater in the Pb-going than the p-going direction and therefore to produce a stronger mass dependence on the Pb-going side [37, 38]. The effect of nuclear shadowing is expected to be more prominent in the p-going direction, where smaller  $x$  fractions are accessed in the nucleus. This should result in larger  $R_{pPb}$  values in the Pb-going as compared to the p-going direction.

The effect of parton multiple scattering is not completely understood, and has been shown to depend on multiple factors, e.g., whether the scatterings are elastic, inelastic, coherent or incoherent [12, 39]. These predictions can be tested with measurements of  $R_{pPb}$  in the p- and Pb-going directions separately, and of the particle yield rapidity asymmetry  $Y_{\text{asym}}$  in pPb collisions, where

$$Y_{\text{asym}}(p_T) = \frac{d^2N(p_T)/dy_{\text{CM}}dp_T|_{y_{\text{CM}} \in [-b, -a]}}{d^2N(p_T)/dy_{\text{CM}}dp_T|_{y_{\text{CM}} \in [a, b]}}. \quad (2)$$

Here,  $y_{\text{CM}}$  is the rapidity computed in the center-of-mass frame of the colliding nucleons,  $a$  and  $b$  are always non-negative and, by definition, refer to the proton beam direction.

This paper presents measurements of strange hadron  $p_T$  spectra at  $|y_{\text{CM}}| < 1.8$ ,  $-1.8 < y_{\text{CM}} < 0$ , and  $0 < y_{\text{CM}} < 1.8$  in pp and pPb collisions at  $\sqrt{s_{\text{NN}}} = 5.02$  TeV. These measurements are shown for the  $K_S^0$  and the sum of  $\Lambda + \bar{\Lambda}$ ,  $\Xi^- + \bar{\Xi}^+$ , and  $\Omega^- + \bar{\Omega}^+$  (hereafter referred to as  $\Lambda$ ,  $\Xi^-$ , and  $\Omega^-$ , respectively). Based on these spectra,  $R_{pPb}$  for each particle species is studied as a function of  $p_T$  in the three rapidity ranges above. Because of limitations in the size of the data sample, the  $R_{pPb}$  of the  $\Omega^-$  baryon is studied in the range  $|y_{\text{CM}}| < 1.8$ . To study the rapidity dependence in strange hadron production in pPb collisions, the  $K_S^0$  and  $\Lambda$  spectra are measured in several additional rapidity ranges. The  $Y_{\text{asym}}$  is evaluated for  $0.3 < |y_{\text{CM}}| < 0.8$ ,  $0.8 < |y_{\text{CM}}| < 1.3$ , and  $1.3 < |y_{\text{CM}}| < 1.8$ . The results are compared to predictions from the EPOS LHC model, which includes collective flow in pp and pPb collisions.

## 2 The CMS detector

The central feature of the CMS apparatus is a superconducting solenoid of 6 m internal diameter, providing a magnetic field of 3.8 T. Within the solenoid volume are a silicon pixel and strip tracker, a lead tungstate crystal electromagnetic calorimeter, and a brass and scintillator hadron calorimeter (HCAL), each composed of a barrel and two endcap sections. Forward calorimeters extend the pseudorapidity ( $\eta$ ) coverage provided by the barrel and endcap detectors. The silicon tracker measures charged particles within the range  $|\eta| < 2.5$ . It consists of 1440 silicon pixel and 15 148 silicon strip detector modules. The pixel detector comprises 3 barrel layers and 2 forward disks on each side of the interaction point. For nonisolated particles of  $1 < p_T < 10$  GeV and  $|\eta| < 1.4$ , the track resolutions are typically 1.5% in  $p_T$  and 25–90 (45–150)  $\mu\text{m}$  in the transverse (longitudinal) impact parameter [40]. The forward hadron (HF) calorimeter uses steel as an absorber and quartz fibers as the sensitive material. The two halves

of the HF are located 11.2 m from the interaction region, one on each end, and together they provide coverage in the range  $3.0 < |\eta| < 5.2$ . A more detailed description of the CMS detector, together with a definition of the coordinate system used and the relevant kinematic variables, can be found in Ref. [41]. The Monte Carlo (MC) simulation of the particle propagation and detector response is based on the GEANT4 [42] program.

### 3 Data samples and event selection

Minimum bias (MB) pp and pPb data used in this analysis were collected in 2015 and 2013 at  $\sqrt{s_{\text{NN}}} = 5.02$  TeV, corresponding to integrated luminosities of  $40.2 \text{ nb}^{-1}$  and  $15.6 \mu\text{b}^{-1}$ , respectively. In pPb collisions, the beam energies were 4 TeV for protons and 1.58 TeV per nucleon for lead nuclei. The data were collected in two different run conditions: one with the protons circulating in the clockwise direction in the LHC ring, and one with them circulating in the counterclockwise direction. By convention, the proton beam rapidity is taken to be positive when combining the data from the two run configurations. Because of the asymmetric beam conditions, the nucleon-nucleon center-of-mass in the pPb collisions moves with speed  $\beta = 0.434$  in the laboratory frame. As a consequence, a massless particle emitted at  $y_{\text{CM}} = 0$  will be detected at a rapidity of 0.465 in the laboratory frame.

The triggers and event selections are the same as those discussed for pp collisions in Refs. [43, 44], requiring one energy deposit above the readout threshold of 3 GeV on either side of the HF calorimeters. The MB pPb events are triggered by requiring at least one reconstructed track with  $p_{\text{T}} > 0.4$  GeV in the pixel detector.

In the subsequent analysis of both collision systems, events are selected by requiring at least one reconstructed collision vertex with two or more associated tracks. All vertices are required to be within 15 cm of the nominal interaction point along the beam axis and 0.15 cm transverse to the beam axis direction. Beam-related background is suppressed by rejecting events in which less than 25% of all reconstructed tracks satisfy the high-purity selection defined in Ref. [40]. In addition, having at least one HF calorimeter tower on each side of the HF with more than 3 GeV of total energy is required for pPb collisions to further remove background events. There is a 3% probability to have at least one additional interaction in the same bunch crossing (pileup) in the pPb data sample. The procedure used to reject pileup events in pPb collisions is described in Ref. [20]. It is based on the number of tracks associated with each reconstructed vertex and the distance between different vertices. The pileup-rejection efficiency is found to be  $92 \pm 2\%$ , which is confirmed using a low pileup data sample. The average pileup (the mean of the Poisson distribution of the number of collisions per bunch crossing) is approximately 0.9 in pp collisions. Following the same procedure as in Ref. [43], all the reconstructed vertices are selected to extract the pp strange-particle spectra. The pp integrated luminosity [45] is used to normalize the spectrum in pp collisions.

The PYTHIA 8.209 generator [46] with the underlying event tune CUETP8M1 [47] is used to simulate the selection efficiency in pp collisions. The efficiency to identify inelastic events is 95%. For pPb collisions, the selection efficiency is estimated with respect to a detector-independent class of collisions termed “double-sided” (DS) events, which are very similar to those that pass the HF selection criteria described above. A DS event is defined as a collision producing at least one particle of lifetime  $c\tau > 10^{-18}$  m with energy  $E > 3$  GeV in the region  $3 < \eta < 5$ , and another such particle in the region  $-5 < \eta < -3$ . In a simulated sample of pPb DS events produced using version 1.383 [48] of the HIJING MC generator [49], the above selection has a 99% selection efficiency. A similar study using the EPOS LHC generator shows less than 1% dif-

ference. In MC samples produced by EPOS LHC and HIJING, DS events correspond to 94–97% of the hadronic inelastic pPb collisions. A procedure similar to that in Refs. [36, 43] is used to correct the strange-particle spectra in pp and pPb collisions to spectra for inelastic collisions and DS events, respectively, with multiplicity-dependent correction factors. The values of  $R_{pPb}$  will decrease by 3–6% if the normalization of the pPb spectra are corrected for the efficiency of detecting inelastic collisions instead of DS events.

## 4 Particle reconstruction and yields

The  $K_S^0$ ,  $\Lambda$ ,  $\Xi^-$ , and  $\Omega^-$  candidates in this paper are identified and analyzed following the procedure used in previous analyses [30, 50]. The  $K_S^0$  and  $\Lambda$  (generally referred to as  $V^0$ ) candidates are reconstructed via their decay topology by combining pairs of oppositely charged tracks that are displaced from the primary vertex to define a secondary vertex. The mass ranges are indicated by the horizontal axes of Fig. 1. In the  $K_S^0$  reconstruction, the two tracks are assumed to be pions. For  $\Lambda$  reconstruction, the track with lower momentum is assumed to be a pion, while the one with higher momentum is assumed to be a proton. To optimize the reconstruction of  $V^0$  particles, requirements are applied to the three-dimensional (3D) distance of closest approach (DCA) significance of the  $V^0$  decay products with respect to the primary vertex. This significance, defined as the 3D DCA between the decay products and the primary vertex divided by its uncertainty, must be larger than 2 for both daughter tracks. To further reduce the background from random combinations of tracks, the 3D DCA significance of the  $V^0$  candidates with respect to the primary vertex cannot exceed 2.5. Because of the long lifetime of the  $V^0$  particles, the 3D decay length significance, which is the 3D distance between the primary and  $V^0$  vertices divided by its uncertainty, must be larger than 3. To remove  $K_S^0$  candidates misidentified as  $\Lambda$  particles, the  $\Lambda$  candidate mass assuming both tracks to be pions must differ from the nominal  $K_S^0$  mass value [51] by more than 20 MeV. A similar procedure is done to remove  $\Lambda$  candidates misidentified as  $K_S^0$  particles. To remove photon conversions to an electron-positron pair, the  $V^0$  candidate mass must exceed 15 MeV if the tracks are both assumed to have the electron mass.

For the  $\Xi^-$  and  $\Omega^-$  baryon reconstruction, a previously reconstructed  $\Lambda$  candidate is combined with an additional charged track carrying the correct charge sign, to define a common secondary vertex. This track is assumed to be a pion (kaon) in  $\Xi^-$  ( $\Omega^-$ ) reconstruction. Since the  $\Lambda$  candidate in the reconstruction of  $\Xi^-$  and  $\Omega^-$  is a secondary particle, the 3D separation significance between the  $\Lambda$  candidate vertex and the primary vertex is required to be larger than 10. Additionally, the 3D DCA significance requirement for the pion track from the  $\Lambda$  candidate is increased from 2 to 3, and this has the effect of reducing the background in the reconstruction of  $\Xi^-$  and  $\Omega^-$ . The 3D DCA significance of a pion (kaon) track from the  $\Xi^-$  ( $\Omega^-$ ) baryon decay with respect to the primary vertex is required to be larger than 4. To ensure that the reconstructed  $\Xi^-$  and  $\Omega^-$  candidates are primary particles, their 3D DCA significance with respect to the primary vertex is required to be less than 3.

The invariant mass distributions of reconstructed  $K_S^0$ ,  $\Lambda$ ,  $\Xi^-$ , and  $\Omega^-$  candidates in the range  $|y_{CM}| < 1.8$  are shown in Fig. 1 for pPb events. Prominent mass peaks are visible, with little background. The solid lines show the results of a maximum likelihood fit. In this fit, each strange-particle mass peak is modeled using a sum of two Gaussian functions with a common mean. The “average  $\sigma$ ” values in Fig. 1 are the square root of the weighted average of the variances of the two Gaussian functions. The background is modeled using a quadratic function for the  $K_S^0$  mesons, and with the analytic form  $Cq^D$  for the baryons to mimic the available phase space volume, where  $q$  is the difference between the mass of the mother candidate and

the sum of the assumed two daughter track masses, and C and D are free parameters. These fit functions are found to provide a reasonable description of the signal and background with relatively few free parameters. The fits are performed over the mass ranges indicated by the limits of the horizontal axes in each panel of Fig. 1 to obtain the raw strange-particle yields  $N_{K_S^0/\Lambda/\Xi^-/\Omega^-}^{\text{raw}}$ .

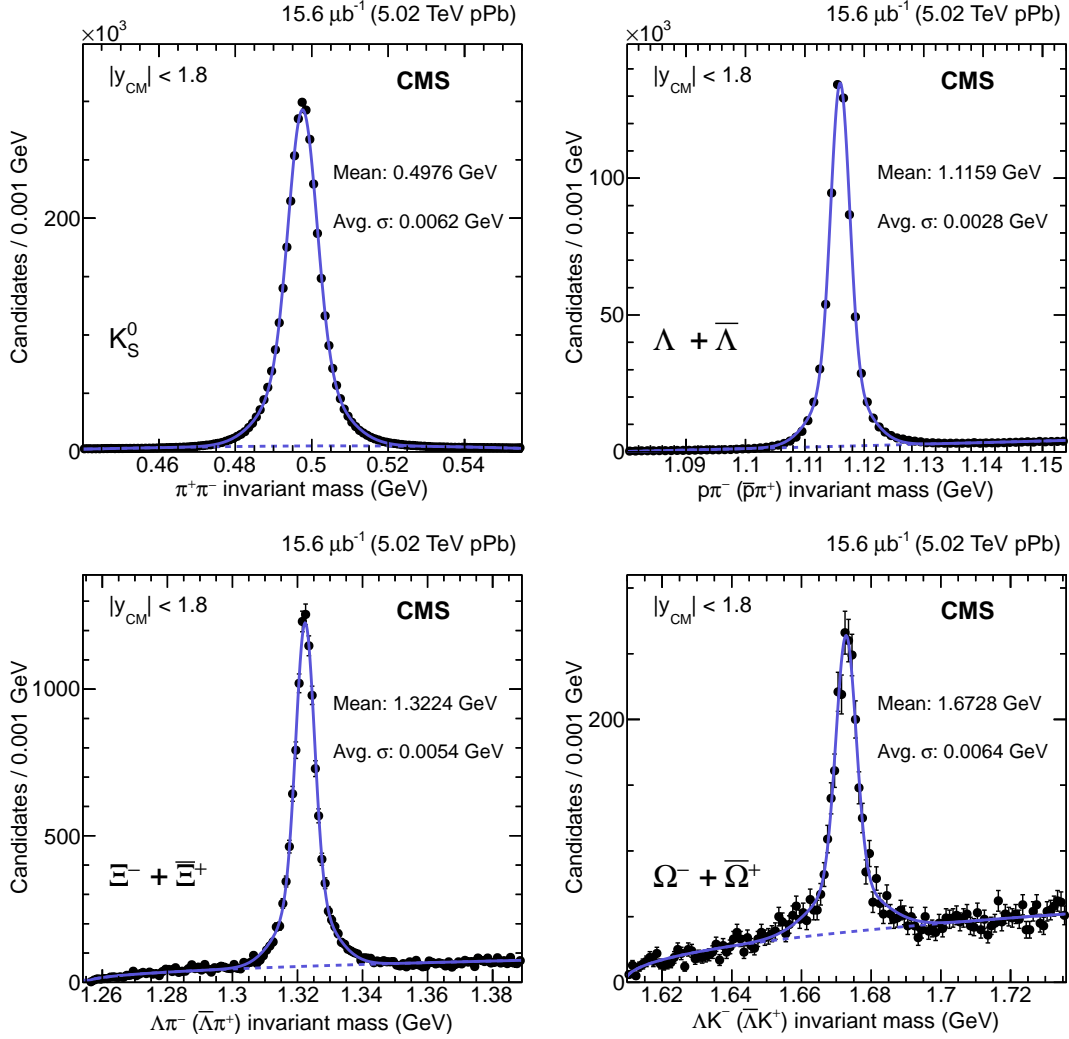


Figure 1: Invariant mass distribution of  $K_S^0$  (upper left),  $\Lambda + \bar{\Lambda}$  (upper right),  $\Xi^- + \bar{\Xi}^+$  (lower left), and  $\Omega^- + \bar{\Omega}^+$  (lower right) candidates within  $|y_{\text{CM}}| < 1.8$  in pPb collisions. The solid lines show the results of fits described in the text. The dashed lines indicate the fitted background component.

The raw strange-particle yield is corrected for the branching fraction ( $B$ ), acceptance ( $\alpha$ ), and reconstruction efficiency ( $\epsilon$ ), using simulations based on the EPOS LHC event generator [38] and a GEANT4 model of the CMS detector. The corrected yield,  $N_{K_S^0/\Lambda/\Xi^-/\Omega^-}^{\text{corr}}$ , is given by

$$N_{K_S^0/\Lambda/\Xi^-/\Omega^-}^{\text{corr}} = \frac{N_{K_S^0/\Lambda/\Xi^-/\Omega^-}^{\text{raw}}}{B \alpha \epsilon}, \quad (3)$$

where  $B \alpha \epsilon$  is obtained by the ratio of reconstructed yield to generated yield of prompt strange particles in MC simulations. The corrections are obtained separately in each rapidity range

under study.

The raw  $\Lambda$  particle yield also contains a contribution from decays of  $\Xi^-$  and  $\Omega^-$  particles. This “nonprompt” contribution is largely determined by the relative ratio of  $\Xi^-$  to  $\Lambda$  yield since the contribution from  $\Omega^-$  particles is negligible. While stringent requirements on the significance of the 3D DCA for the  $\Lambda$  candidates with respect to the primary vertex remove a large fraction of nonprompt  $\Lambda$  candidates, up to 4% of the  $\Lambda$  candidates from simulations are found to be nonprompt at intermediate  $p_T$ . The method used to account for the nonprompt  $\Lambda$  contribution is the same as in the previous analysis [30]. If the ratio of  $\Xi^-$  to  $\Lambda$  yield is modeled precisely in MC generators, contamination of nonprompt  $\Lambda$  particles will be eliminated in the correction procedure using Eq. (3). Otherwise, an additional correction for the residual effect is necessary. As the  $\Xi^-$  particle yields are explicitly measured in this analysis, this residual correction factor can be derived from data as:

$$f_{\Lambda, np}^{\text{residual}} = 1 + f_{\Lambda, np}^{\text{raw, MC}} \left( \frac{N_{\Xi^-}^{\text{corr}} / N_{\Lambda}^{\text{corr}}}{N_{\Xi^-}^{\text{MC}} / N_{\Lambda}^{\text{MC}}} - 1 \right), \quad (4)$$

where  $f_{\Lambda, np}^{\text{raw, MC}}$  denotes the fraction of nonprompt  $\Lambda$  candidates in the reconstructed sample, and is obtained from MC simulation. The  $N_{\Xi^-}^{\text{corr}} / N_{\Lambda}^{\text{corr}}$  and  $N_{\Xi^-}^{\text{MC}} / N_{\Lambda}^{\text{MC}}$  terms are the  $\Xi^-$ -to- $\Lambda$  ratios from the data after applying corrections in Eq. (3), and from generator-level MC simulations, respectively. The final measured  $\Lambda$  particle yield is given by  $N_{\Lambda}^{\text{corr}} / f_{\Lambda, np}^{\text{residual}}$ . Based on studies using EPOS LHC, which has a similar  $\Xi^-$ -to- $\Lambda$  ratio to the data, the residual nonprompt contributions to  $\Lambda$  yields are found to be negligible. Note that  $N_{\Lambda}^{\text{corr}}$  used in Eq. (4) is first derived using Eq. (3), which in principle contains the residual nonprompt  $\Lambda$  contributions. Therefore, by applying Eq. (4) in an iterative fashion,  $N_{\Lambda}^{\text{corr}}$  will approach a result corresponding to prompt  $\Lambda$  particles. A second iteration of the correction procedure was found to have an effect of less than 0.1% of the  $\Lambda$  baryon yield, and hence was not pursued. The nonprompt contributions to  $\Xi^-$  and  $\Omega^-$  baryon yields are found to be negligible, since the absolute yields and branching ratios of the hadrons that feed into them are much smaller than those for  $\Lambda$  baryons.

## 5 Systematic uncertainties

The dominant sources of systematic uncertainty are associated with the strange-particle reconstruction, especially the efficiency determination. Tables 1 and 2 summarize the sources of systematic uncertainties in the  $K_S^0$ ,  $\Lambda$ ,  $\Xi^-$ , and  $\Omega^-$   $p_T$  spectra,  $R_{pPb}$ , and  $Y_{\text{asym}}$  for different  $y_{\text{CM}}$  ranges in both pp and pPb collisions.

The systematic uncertainty from the yield extraction is evaluated with different background fit functions and methods for extracting the yields. The background fit function is varied to a third-order polynomial for the systematic studies. The yields are compared between integrating over the signal functions and counting the yield from the signal region of the histograms. On the basis of these studies, systematic uncertainties of 0–4% are assigned to the yields. Systematic effects related to the selection of the strange-particle candidates are evaluated by varying the selection criteria, resulting in an uncertainty of 1–6%. The impact of finite momentum resolution on the spectra is estimated using the EPOS LHC event generator. Specifically, the generator-level  $p_T$  spectra of the strange particles are smeared by the momentum resolution, which is determined from the momentum difference between the generator-level and the matched reconstructed-level particles. The difference between the smeared and original spectra is less than 1%. The systematic uncertainty in determining the efficiency of a single track



Table 1: Summary of different sources of systematic uncertainties in  $K_S^0$ ,  $\Lambda$ ,  $\Xi^-$ , and  $\Omega^-$   $p_T$  spectra and  $R_{pPb}$  measurements for different  $y_{CM}$  ranges in both pp and pPb collisions. The ranges quoted cover both the  $p_T$  and the rapidity dependence of the uncertainties.

Source	$K_S^0$ (%)	$\Lambda$ (%)	$\Xi^-$ (%)	$\Omega^-$ (%)
Yield extraction	0–2	0–4	2	3
Selection criteria	1–4	1–5	3	6
Momentum resolution	1	1	1	1
Tracking efficiency	8	8	12	12
Feed-down correction	—	2–3	—	—
Pileup effect (pp only)	1–2.3	1–2	3	3
Beam direction (pPb only)	1–4	1–5	3	4
Integrated lum. (pp only)	2.3	2.3	2.3	2.3
$\langle T_{pPb} \rangle$ (for $R_{pPb}$ )	4.8	4.8	4.8	4.8
Total (yields in pp coll.)	8.6–9.3	8.9–10.6	13.1	14.3
Total (yields in pPb coll.)	8.2–10.1	8.6–12.3	13.8	15.1
Total ( $R_{pPb}$ )	3.1–5.6	4.3–10.4	6.8	10.8

Table 2: Summary of systematic uncertainties in the  $Y_{\text{asym}}$  measurements in pPb collisions. The ranges quoted cover both the  $p_T$  and the rapidity dependence of the uncertainties. Because of limitations in the size of the data sample, the  $Y_{\text{asym}}$  of  $\Xi^-$  and  $\Omega^-$  are not presented.

Source	$K_S^0$ (%)	$\Lambda$ (%)
Yield extraction	—	0–3
Selection criteria	1–5	1–6
Momentum resolution	1	1
Feed-down correction	—	2–3
Beam direction	2–4	2–6
Total ( $Y_{\text{asym}}$ )	2.4–6.5	3.2–9.3

is 4% [52]. The tracking efficiency is strongly correlated with the lifetime of a particle, because when and where a particle decays determine how efficiently the detector captures its decay products. We observe agreement of the strange particle lifetime distribution ( $c\tau$ ) between data and simulation, which provides a cross-check. This translates into a systematic uncertainty in the reconstruction efficiency of 8% for the  $K_S^0$  and  $\Lambda$  particles, and 12% for the  $\Xi^-$  and  $\Omega^-$  particles. The systematic uncertainty associated with a feed-down effect for the  $\Lambda$  candidate spectra is evaluated through propagation of the systematic uncertainty in the  $N_{\Xi^-}^{\text{corr}}/N_{\Lambda}^{\text{corr}}$  ratio in Eq. (4) to the  $f_{\Lambda, \text{np}}^{\text{residual}}$  factor, and is found to be 2–3%. Systematic uncertainty introduced by pileup effects for pp data is estimated to be 1–3%. This uncertainty is evaluated through the comparison of strange-particle spectra between data with low and high pileup. The uncertainty associated with pileup is negligible for the pPb data. In pPb collisions, the direction of the p and Pb beams were reversed during the course of the data collection. A comparison of the particle  $p_T$  spectra in both data periods yields an uncertainty of 1–5%. The uncertainty in the integrated luminosity for pp collisions is 2.3% [45]. As in Ref. [36], the uncertainty in  $\langle T_{pPb} \rangle$  is 4.8%.

Since the same tracking algorithm is used in the pp and pPb data reconstruction, the uncertainties in the tracking efficiency largely cancel in the  $R_{pPb}$  ratio and are negligible compared to other sources of systematic uncertainty, which are uncorrelated between the two collision systems and are summed in quadrature. The overall uncertainty in  $R_{pPb}$  for the different parti-

cle species are listed in the bottom row of Table 1. These numbers exclude the luminosity and  $\langle T_{pPb} \rangle$  uncertainties, which are common to all data points and are shown separately in Figs. 3 and 4.

The uncertainties in  $Y_{\text{asym}}$  are evaluated in a similar way as for the particle spectra, but the effects of the different sources of uncertainty are considered directly in the values of  $Y_{\text{asym}}$ . The tracking efficiency largely cancels in the ratio, while the effects from the detector acceptance are accounted for by comparing the data sets taken with different beam directions. The remaining uncertainties are uncorrelated and are summed up in quadrature, as detailed in Table 2.

## 6 Results

### 6.1 Transverse momentum spectra and nuclear modification factor

The invariant  $p_T$ -differential spectra of  $K_S^0$ ,  $\Lambda$ ,  $\Xi^-$ , and  $\Omega^-$  particles with  $|y_{\text{CM}}| < 1.8$ ,  $-1.8 < y_{\text{CM}} < 0$ , and  $0 < y_{\text{CM}} < 1.8$  in pp and pPb collisions at  $\sqrt{s_{\text{NN}}} = 5.02$  TeV are presented in Fig. 2. For  $R_{pPb}$  calculations, the pp spectrum is measured as a differential cross section with normalization determined from the integrated luminosity. In order to convert the cross-section to a per-event yield for comparison on the same figure, it is divided by  $70 \pm 5$  mb [43, 51], which corresponds to the total inelastic pp cross section. To compare the strange-particle spectra in pp and pPb collisions directly, the spectra in pPb collisions are divided by the average number of binary nucleon-nucleon collisions,  $\langle N_{\text{coll}} \rangle = 6.9 \pm 0.5$ , which is obtained from a Glauber MC simulation [7].

With the efficiency-corrected strange-particle spectra, the  $R_{pPb}$  values of  $K_S^0$ ,  $\Lambda$ ,  $\Xi^-$ , and  $\Omega^-$  particles are calculated in different  $y_{\text{CM}}$  ranges. Figure 3 shows the  $R_{pPb}$  of each particle species at  $|y_{\text{CM}}| < 1.8$ . The  $R_{pPb}$  values of  $K_S^0$  are consistent with unity for  $p_T > 2$  GeV. For baryons, the  $R_{pPb}$  of both  $\Lambda$  and  $\Xi^-$  reach unity for  $p_T$  somewhere between 7 and 8 GeV. This is consistent with the charged-particle  $R_{pPb}$  [36], which also shows no modification in the  $p_T$  range from 7 to 20 GeV. In the intermediate  $p_T$  range from 2 to 7 GeV, an enhancement with clear mass and strangeness-content ordering is observed for baryons with the greater mass and strangeness corresponding to larger  $R_{pPb}$ . The observed mass ordering is consistent with expectations from the radial-flow effect in hydrodynamic models [38]. The predictions from EPOS LHC, including collective flow in pp and pPb collisions, are compared to data in Fig. 3. The calculations indeed predict clear mass ordering for baryon  $R_{pPb}$  in this  $p_T$  range, with even stronger mass dependence than observed in data. At higher  $p_T$ ,  $R_{pPb}$  of  $K_S^0$  and  $\Lambda$  calculated from the EPOS LHC model is markedly smaller than the data because of the strong screening in nuclear collisions in EPOS LHC. This screening is needed to reduce the number of binary collisions in the initial state in order to produce the correct multiplicity [38]. It is not clear from current measurements whether effects from recombination play a role. This can be addressed by studies that include identified baryons and mesons with similar masses, such as the measurements of proton and  $\phi$  meson  $R_{dAu}$  at RHIC [53]. In order to fully understand particle production in this  $p_T$  range, more theoretical calculations including the recombination models are needed. For  $p_T$  values less than 2 GeV, the predicted  $R_{pPb}$  values from the EPOS LHC model qualitatively agree with the experimental results for each of the particle species. In this  $p_T$  range,  $R_{pPb}$  for  $K_S^0$  and  $\Lambda$  become less than unity, as expected for soft particle production.

The  $R_{pPb}$  values of  $K_S^0$ ,  $\Lambda$ , and  $\Xi^-$  particles for  $-1.8 < y_{\text{CM}} < 0$  and  $0 < y_{\text{CM}} < 1.8$  are presented as functions of  $p_T$  in Fig. 4. Because of the limitations in the size of the data sample, the  $R_{pPb}$  of the  $\Omega^-$  baryon is not shown in the p- and Pb-going direction separately. Above  $p_T >$

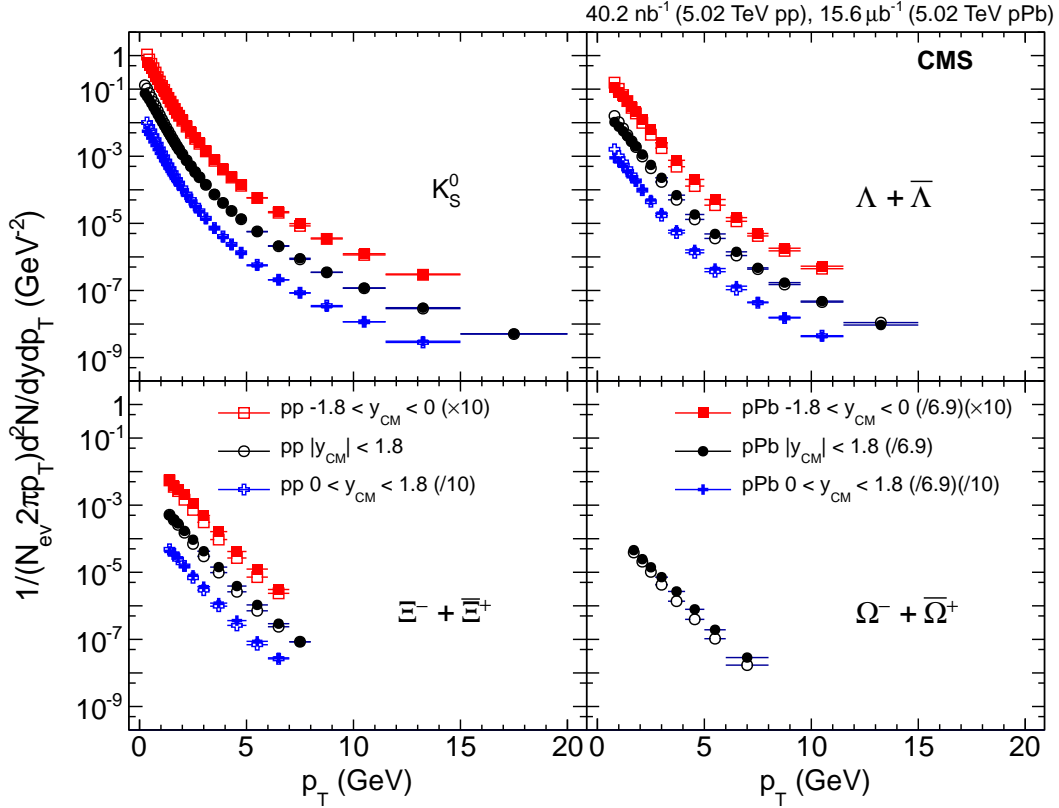


Figure 2: The invariant  $p_T$ -differential spectra of  $K_S^0$  (upper left),  $\Lambda + \bar{\Lambda}$  (upper right),  $\Xi^- + \bar{\Xi}^+$  (lower left), and  $\Omega^- + \bar{\Omega}^+$  (lower right) for  $|y_{CM}| < 1.8$ ,  $-1.8 < y_{CM} < 0$ , and  $0 < y_{CM} < 1.8$  in pp and pPb collisions at  $\sqrt{s_{NN}} = 5.02$  TeV. Spectra for different  $y_{CM}$  ranges are scaled by factors of powers of 10, with  $|y_{CM}| < 1.8$  not scaled. To compare the strange-particle spectra in pp and pPb collisions directly, the spectra in pPb collisions are divided by 6.9, which is the average number of binary nucleon-nucleon collisions. The vertical bars correspond to statistical uncertainties, which are usually smaller than the marker size, while the horizontal bars represent the bin width.

2 GeV,  $R_{pPb}$  of all three species are found to be larger in the Pb-going direction than the p-going direction, with a stronger splitting between  $K_S^0$  and baryons in the Pb-going direction. This trend is consistent with expectations from the radial-flow effect in hydrodynamic models [37, 38]. The predicted values of  $R_{pPb}$  for  $\Xi^-$  particles from the EPOS LHC model are larger than those from data in both p-going and Pb-going directions. Momentum broadening from parton multiple scattering as implemented in Ref. [12] predicts a stronger enhancement in the p-going direction, which is inconsistent with the results in Fig. 4. However, this could be explained by the prediction that this effect is small compared to the nuclear shadowing effect [54] at the LHC energies. The probed parton momentum fraction,  $x$ , in the nucleus is less than 0.02 for the  $p_T$  and rapidity considered in this analysis. Therefore, these measurements are sensitive to the shadowing effect, and  $R_{pPb}$  should be smaller in the p-going direction because the probed  $x$  fractions in the nucleus are smaller. The combined treatment of initial and final-state scatterings described in Ref. [39] is in qualitative agreement with the data.

## 6.2 The particle yield rapidity asymmetry

The invariant  $p_T$ -differential spectra of  $K_S^0$  and  $\Lambda$  for five different  $y_{CM}$  ranges in pPb collisions at  $\sqrt{s_{NN}} = 5.02$  TeV are presented in Fig. 5. Figure 6 shows the  $Y_{asym}$  (Pb-going direction in

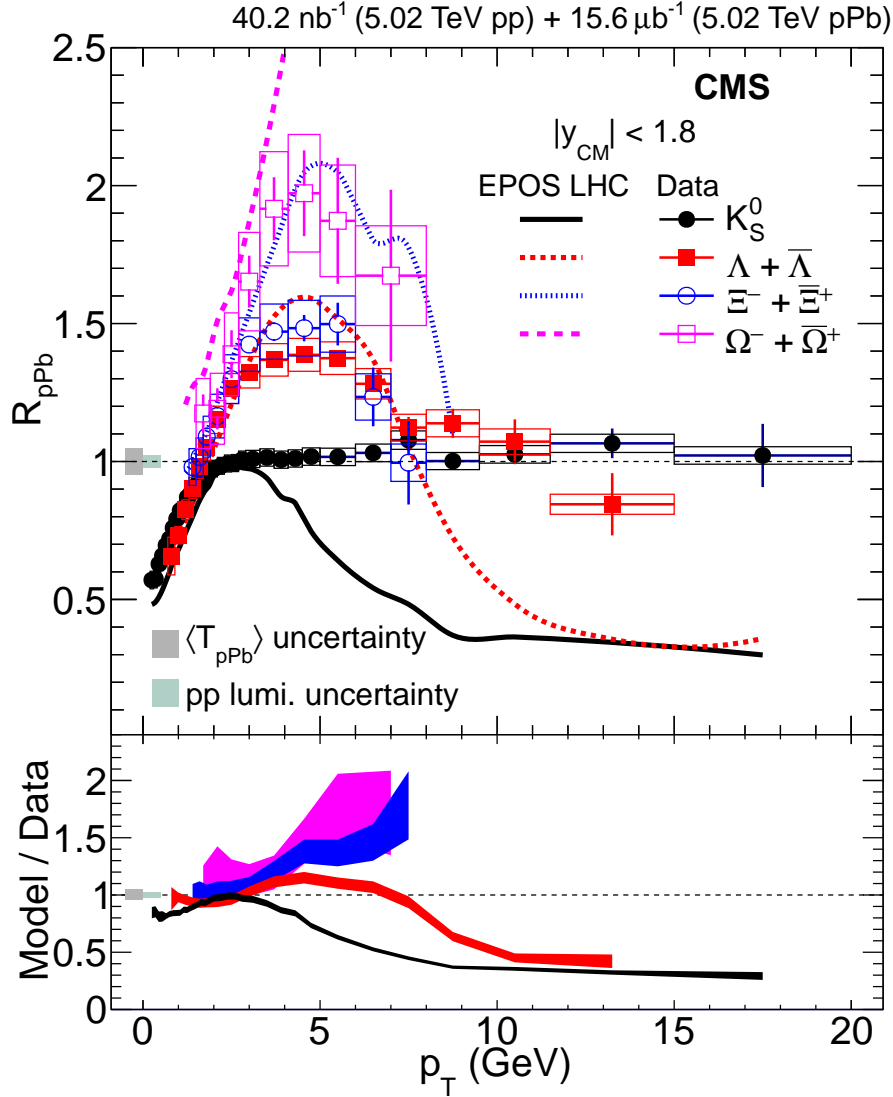


Figure 3: (Upper) Nuclear modification factors for  $K_S^0$  (black filled circles),  $\Lambda + \bar{\Lambda}$  (red filled squares),  $\Xi^- + \bar{\Xi}^+$  (blue open circles), and  $\Omega^- + \bar{\Omega}^+$  (purple open squares) for  $|y_{CM}| < 1.8$  in pPb collisions are presented. The vertical bars correspond to statistical uncertainties, and the horizontal bars represent the bin width, while the open boxes around the markers denote the systematic uncertainties. The  $\langle T_{pPb} \rangle$  and pp integrated luminosity uncertainties are represented by the shaded boxes around unity. The results are compared to the EPOS LHC predictions, which include collective flow in pp and pPb collisions. The data and predictions share the same color for each particle species. (Lower) The ratios of nuclear modification factors for  $K_S^0$ ,  $\Lambda + \bar{\Lambda}$ ,  $\Xi^- + \bar{\Xi}^+$ , and  $\Omega^- + \bar{\Omega}^+$  of the EPOS LHC predictions to the measurements are shown. The bands represent the combination of statistical and systematic uncertainties.

the numerator) as functions of  $p_T$  for  $K_S^0$ ,  $\Lambda$  and charged particles [36] for different rapidity (pseudorapidity) ranges. The observed  $Y_{asym}$  values depend both on  $p_T$  and particle species, and these dependencies are more pronounced in the forward (larger)  $y_{CM}$  ranges. The  $Y_{asym}$  are larger in the forward region, consistent with expectations from nuclear shadowing, and overall larger than unity in all measured  $|y_{CM}|$  ranges. Significant departures from unity, and particle species dependencies are seen away from mid-rapidity in the region  $1.3 < y_{CM} < 1.8$ .

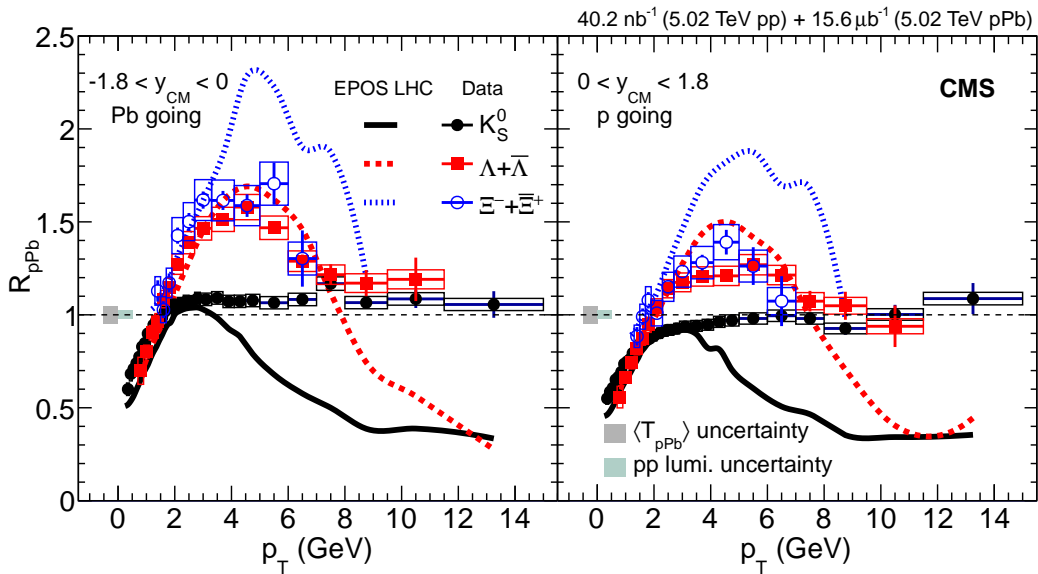


Figure 4: Nuclear modification factors of  $K_S^0$  (black filled circles),  $\Lambda + \bar{\Lambda}$  (red filled squares), and  $\Xi^- + \bar{\Xi}^+$  (blue open circles) particles for  $-1.8 < y_{CM} < 0$  (Pb going, left) and  $0 < y_{CM} < 1.8$  (p going, right) in pPb collisions are presented. The vertical bars correspond to statistical uncertainties, and the horizontal bars represent the bin width, while the open boxes around the markers denote the systematic uncertainties. The  $\langle T_{pPb} \rangle$  and pp integrated luminosity uncertainties are represented by the shaded boxes around unity. The results are compared to the EPOS LHC predictions, which include collective flow in pp and pPb collisions [38]. The data and predictions share the same color for each particle species.

As a function of  $p_T$  for all particle species, the  $Y_{asym}$  values first rise and then fall, approaching unity at higher  $p_T$ . The peak values for  $\Lambda$  are shifted to higher  $p_T$  compared to the those of  $K_S^0$  and charged particles, which include a  $p_T$ -dependent mixture of charged hadrons. The  $Y_{asym}$  of  $K_S^0$  and  $\Lambda$  are larger than those of charged particles. These detailed structures, with mass dependence and meson-baryon differences, will provide strong constraints on hydrodynamic and recombination models in which particle species dependencies arise from the differences in mass or number of constituent quarks, respectively. The results of  $Y_{asym}$  are compared to the EPOS LHC predictions in the three  $y_{CM}$  ranges. The  $Y_{asym}$  from EPOS LHC increases from mid- $y_{CM}$  to forward  $y_{CM}$ , consistent with the trend of the data, but fails to describe the particle species dependence at forward  $y_{CM}$ .

## 7 Summary

The transverse momentum ( $p_T$ ) spectra of  $K_S^0$  mesons, and  $\Lambda$ ,  $\Xi^-$ , and  $\Omega^-$  baryons (each summed with its anti-particle) have been measured in proton-proton and proton-lead collisions in several nucleon-nucleon center-of-mass rapidity ( $y_{CM}$ ) ranges. The nuclear modification factors of  $K_S^0$ ,  $\Lambda$ , and  $\Xi^-$  in  $|y_{CM}| < 1.8$ ,  $-1.8 < y_{CM} < 0$ , and  $0 < y_{CM} < 1.8$  ranges are measured. In the  $p_T$  range from 2 to 7 GeV, enhancements are visible and a clear mass ordering is observed, which is consistent with expectations from radial-flow effects in hydrodynamic models. For each particle species, the nuclear modification factor  $R_{pPb}$  in the Pb-going side is higher than in the p-going side. This trend is also consistent with expectations from radial flow. The rapidity asymmetries  $Y_{asym}$  in  $K_S^0$  and  $\Lambda$  yields between equivalent positive and negative  $y_{CM}$  are pre-

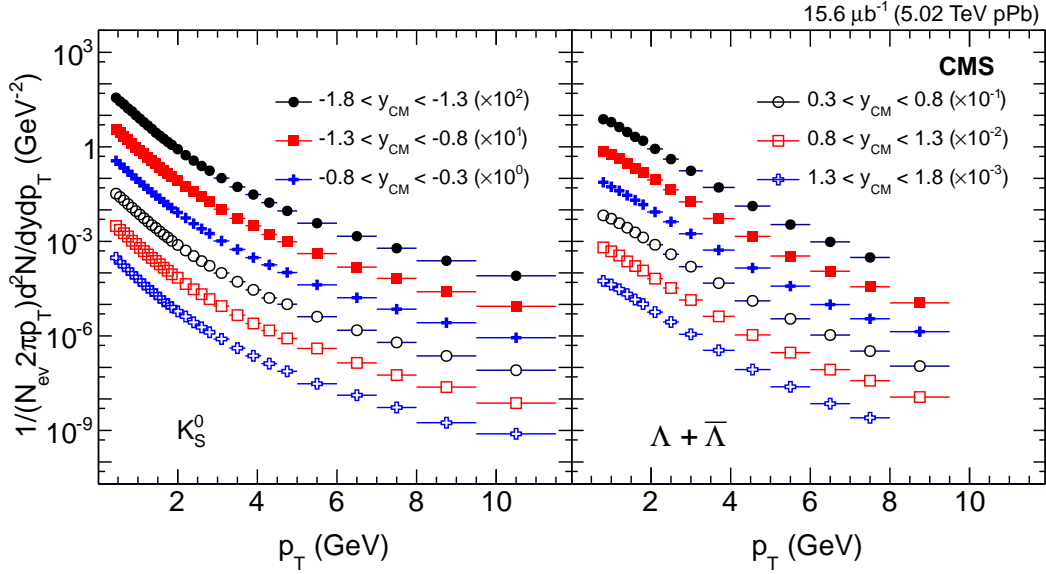


Figure 5: The invariant  $p_T$ -differential spectra of  $K_S^0$  (left) and  $\Lambda + \bar{\Lambda}$  (right) particles for  $-1.8 < y_{CM} < -1.3$ ,  $-1.3 < y_{CM} < -0.8$ ,  $-0.8 < y_{CM} < -0.3$ ,  $0.3 < y_{CM} < 0.8$ ,  $0.8 < y_{CM} < 1.3$ , and  $1.3 < y_{CM} < 1.8$  in pPb collisions at  $\sqrt{s_{NN}} = 5.02$  TeV. Spectra in different  $y_{CM}$  ranges are scaled by factors of powers of 10, with  $-0.8 < y_{CM} < -0.3$  not scaled. The vertical bars correspond to statistical uncertainties, which are usually smaller than the marker size, while the horizontal bars represent the bin width.

sented as functions of  $p_T$  in  $0.3 < |y_{CM}| < 0.8$ ,  $0.8 < |y_{CM}| < 1.3$ , and  $1.3 < |y_{CM}| < 1.8$ , and compared to those for charged particles. The  $Y_{asym}$  values are larger than unity in all three  $y_{CM}$  ranges with greater enhancements observed at more forward regions. The mass dependence of  $R_{pPb}$  in the EPOS LHC model, which includes collective flow, is stronger than that observed in the data. The model also describes the increasing trend of  $Y_{asym}$  from mid-rapidity to forward rapidity, but fails to describe the dependence on particle species at forward rapidity. The results presented in this paper provide new insights into particle production in pPb collisions at high energies.

## Acknowledgments

We congratulate our colleagues in the CERN accelerator departments for the excellent performance of the LHC and thank the technical and administrative staffs at CERN and at other CMS institutes for their contributions to the success of the CMS effort. In addition, we gratefully acknowledge the computing centers and personnel of the Worldwide LHC Computing Grid for delivering so effectively the computing infrastructure essential to our analyses. Finally, we acknowledge the enduring support for the construction and operation of the LHC and the CMS detector provided by the following funding agencies: BMBWF and FWF (Austria); FNRS and FWO (Belgium); CNPq, CAPES, FAPERJ, FAPERGS, and FAPESP (Brazil); MES (Bulgaria); CERN; CAS, MoST, and NSFC (China); COLCIENCIAS (Colombia); MSES and CSF (Croatia); RPF (Cyprus); SENESCYT (Ecuador); MoER, ERC IUT, PUT and ERDF (Estonia); Academy of Finland, MEC, and HIP (Finland); CEA and CNRS/IN2P3 (France); BMBF, DFG, and HGF (Germany); GSRT (Greece); NKFI (Hungary); DAE and DST (India); IPM (Iran); SFI (Ireland); INFN (Italy); MSIP and NRF (Republic of Korea); MES (Latvia); LAS (Lithuania); MOE and UM

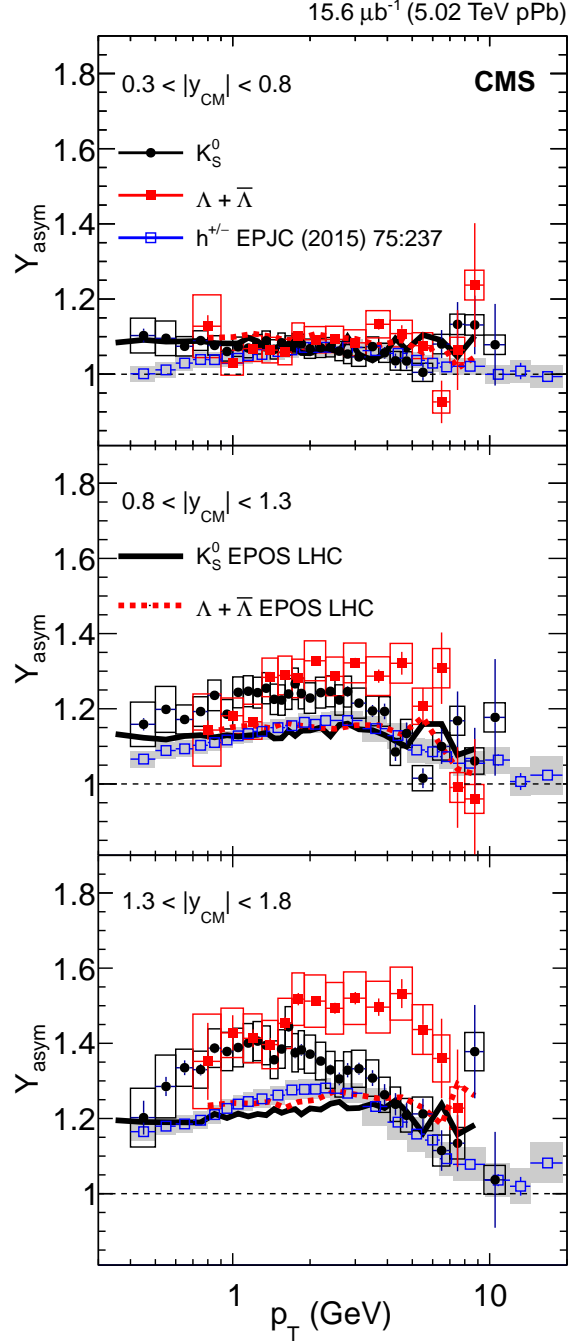


Figure 6: The  $Y_{\text{asym}}$  of  $K_S^0$  (black filled circles),  $\Lambda + \bar{\Lambda}$  (red filled squares), and charged particles (blue open squares) at  $0.3 < |y_{\text{CM}}| < 0.8$ ,  $0.8 < |y_{\text{CM}}| < 1.3$ , and  $1.3 < |y_{\text{CM}}| < 1.8$  ( $|y_{\text{CM}}|$  ranges for charged particles) in pPb collisions at  $\sqrt{s_{\text{NN}}} = 5.02$  TeV. The vertical bars correspond to statistical uncertainties, and the horizontal bars represent the bin width, while the boxes around the markers denote the systematic uncertainties. The results are compared to the EPOS LHC predictions, which include collective flow in pp and pPb collisions [38]. The data and predictions share the same color for each particle species.

(Malaysia); BUAP, CINVESTAV, CONACYT, LNS, SEP, and UASLP-FAI (Mexico); MOS (Montenegro); MBIE (New Zealand); PAEC (Pakistan); MSHE and NSC (Poland); FCT (Portugal); JINR (Dubna); MON, RosAtom, RAS, RFBR, and NRC KI (Russia); MESTD (Serbia); SEIDI,

CPAN, PCTI, and FEDER (Spain); MOSTR (Sri Lanka); Swiss Funding Agencies (Switzerland); MST (Taipei); ThEPCenter, IPST, STAR, and NSTDA (Thailand); TUBITAK and TAEK (Turkey); NASU (Ukraine); STFC (United Kingdom); DOE and NSF (USA).

Individuals have received support from the Marie-Curie program and the European Research Council and Horizon 2020 Grant, contract Nos. 675440, 752730, and 765710 (European Union); the Leventis Foundation; the A.P. Sloan Foundation; the Alexander von Humboldt Foundation; the Belgian Federal Science Policy Office; the Fonds pour la Formation à la Recherche dans l'Industrie et dans l'Agriculture (FRIA-Belgium); the Agentschap voor Innovatie door Wetenschap en Technologie (IWT-Belgium); the F.R.S.-FNRS and FWO (Belgium) under the "Excellence of Science – EOS" – be.h project n. 30820817; the Beijing Municipal Science & Technology Commission, No. Z181100004218003; the Ministry of Education, Youth and Sports (MEYS) of the Czech Republic; the Lendület ("Momentum") Program and the János Bolyai Research Scholarship of the Hungarian Academy of Sciences, the New National Excellence Program ÚNKP, the NKFIA research grants 123842, 123959, 124845, 124850, 125105, 128713, 128786, and 129058 (Hungary); the Council of Science and Industrial Research, India; the HOMING PLUS program of the Foundation for Polish Science, cofinanced from European Union, Regional Development Fund, the Mobility Plus program of the Ministry of Science and Higher Education, the National Science Center (Poland), contracts Harmonia 2014/14/M/ST2/00428, Opus 2014/13/B/ST2/02543, 2014/15/B/ST2/03998, and 2015/19/B/ST2/02861, Sonata-bis 2012/07/E/ST2/01406; the National Priorities Research Program by Qatar National Research Fund; the Ministry of Science and Education, grant no. 3.2989.2017 (Russia); the Programa Estatal de Fomento de la Investigación Científica y Técnica de Excelencia María de Maeztu, grant MDM-2015-0509 and the Programa Severo Ochoa del Principado de Asturias; the Thalís and Aristeia programs cofinanced by EU-ESF and the Greek NSRF; the Rachadapisek Sompot Fund for Postdoctoral Fellowship, Chulalongkorn University and the Chulalongkorn Academic into Its 2nd Century Project Advancement Project (Thailand); the Nvidia Corporation; the Welch Foundation, contract C-1845; and the Weston Havens Foundation (USA).

## References

- [1] NA44 Collaboration, "Collective expansion in high-energy heavy ion collisions", *Phys. Rev. Lett.* **78** (1997) 2080, doi:10.1103/PhysRevLett.78.2080.
- [2] NA49 Collaboration, "Baryon stopping and charged particle distributions in central Pb+Pb collisions at 158 GeV per nucleon", *Phys. Rev. Lett.* **82** (1999) 2471, doi:10.1103/PhysRevLett.82.2471, arXiv:nucl-ex/9810014.
- [3] STAR Collaboration, "Measurement of inclusive anti-protons from Au+Au collisions at  $\sqrt{s_{NN}} = 130$  GeV", *Phys. Rev. Lett.* **87** (2001) 262302, doi:10.1103/PhysRevLett.87.262302, arXiv:nucl-ex/0110009.
- [4] PHENIX Collaboration, "Single identified hadron spectra from  $\sqrt{s_{NN}} = 130$  GeV Au+Au collisions", *Phys. Rev. C* **69** (2004) 024904, doi:10.1103/PhysRevC.69.024904, arXiv:nucl-ex/0307010.
- [5] PHENIX Collaboration, "Identified charged particle spectra and yields in Au+Au collisions at  $\sqrt{s_{NN}} = 200$  GeV", *Phys. Rev. C* **69** (2004) 034909, doi:10.1103/PhysRevC.69.034909, arXiv:nucl-ex/0307022.



- [6] ALICE Collaboration, “Centrality dependence of  $\pi$ , K, p production in Pb-Pb collisions at  $\sqrt{s_{NN}} = 2.76$  TeV”, *Phys. Rev. C* **88** (2013) 044910, doi:10.1103/PhysRevC.88.044910, arXiv:1303.0737.
- [7] M. L. Miller, K. Reygers, S. J. Sanders, and P. Steinberg, “Glauber modeling in high energy nuclear collisions”, *Ann. Rev. Nucl. Part. Sci.* **57** (2007) 205, doi:10.1146/annurev.nucl.57.090506.123020, arXiv:nucl-ex/0701025.
- [8] E. Schnedermann, J. Sollfrank, and U. W. Heinz, “Thermal phenomenology of hadrons from 200A GeV S+S collisions”, *Phys. Rev. C* **48** (1993) 2462, doi:10.1103/PhysRevC.48.2462, arXiv:nucl-th/9307020.
- [9] R. C. Hwa and C. B. Yang, “Scaling distributions of quarks, mesons and proton for all  $p_T$ , energy and centrality”, *Phys. Rev. C* **67** (2003) 064902, doi:10.1103/PhysRevC.67.064902, arXiv:nucl-th/0302006.
- [10] R. J. Fries, B. Muller, C. Nonaka, and S. A. Bass, “Hadronization in heavy ion collisions: recombination and fragmentation of partons”, *Phys. Rev. Lett.* **90** (2003) 202303, doi:10.1103/PhysRevLett.90.202303, arXiv:nucl-th/0301087.
- [11] V. Greco, C. M. Ko, and P. Levai, “Parton coalescence and anti-proton/pion anomaly at RHIC”, *Phys. Rev. Lett.* **90** (2003) 202302, doi:10.1103/PhysRevLett.90.202302, arXiv:nucl-th/0301093.
- [12] X.-N. Wang, “Rapidity asymmetry in high-energy d+A collisions”, *Phys. Lett. B* **565** (2003) 116, doi:10.1016/S0370-2693(03)00756-1, arXiv:nucl-th/0303004.
- [13] Z.-B. Kang, I. Vitev, and H. Xing, “Nuclear modification of high transverse momentum particle production in p+A collisions at RHIC and LHC”, *Phys. Lett. B* **718** (2012) 482, doi:10.1016/j.physletb.2012.10.046, arXiv:1209.6030.
- [14] M. Arneodo, “Nuclear effects in structure functions”, *Phys. Rept.* **240** (1994) 301, doi:10.1016/0370-1573(94)90048-5.
- [15] PHENIX Collaboration, “Absence of suppression in particle production at large transverse momentum in  $\sqrt{s_{NN}} = 200$  GeV d+Au collisions”, *Phys. Rev. Lett.* **91** (2003) 072303, doi:10.1103/PhysRevLett.91.072303, arXiv:nucl-ex/0306021.
- [16] PHOBOS Collaboration, “Centrality dependence of charged hadron transverse momentum spectra in d+Au collisions at  $\sqrt{s_{NN}} = 200$  GeV”, *Phys. Rev. Lett.* **91** (2003) 072302, doi:10.1103/PhysRevLett.91.072302, arXiv:nucl-ex/0306025.
- [17] STAR Collaboration, “Evidence from d+Au measurements for final state suppression of high  $p_T$  hadrons in Au+Au collisions at RHIC”, *Phys. Rev. Lett.* **91** (2003) 072304, doi:10.1103/PhysRevLett.91.072304, arXiv:nucl-ex/0306024.
- [18] BRAHMS Collaboration, “Transverse momentum spectra in Au+Au and d+Au collisions at  $\sqrt{s_{NN}} = 200$  GeV and the pseudorapidity dependence of high  $p_T$  suppression”, *Phys. Rev. Lett.* **91** (2003) 072305, doi:10.1103/PhysRevLett.91.072305, arXiv:nucl-ex/0307003.
- [19] CMS Collaboration, “Observation of long-range near-side angular correlations in proton-lead collisions at the LHC”, *Phys. Lett. B* **718** (2013) 795, doi:10.1016/j.physletb.2012.11.025, arXiv:1210.5482.

- 
- [20] CMS Collaboration, “Multiplicity and transverse momentum dependence of two- and four-particle correlations in pPb and PbPb collisions”, *Phys. Lett. B* **724** (2013) 213, doi:10.1016/j.physletb.2013.06.028, arXiv:1305.0609.
- [21] CMS Collaboration, “Evidence for collective multiparticle correlations in p-Pb collisions”, *Phys. Rev. Lett.* **115** (2015) 012301, doi:10.1103/PhysRevLett.115.012301, arXiv:1502.05382.
- [22] CMS Collaboration, “Evidence for collectivity in pp collisions at the LHC”, *Phys. Lett. B* **765** (2017) 193, doi:10.1016/j.physletb.2016.12.009, arXiv:1606.06198.
- [23] PHENIX Collaboration, “Measurement of long-range angular correlations and azimuthal anisotropies in high-multiplicity p+Au collisions at  $\sqrt{s_{\text{NN}}} = 200$  GeV”, *Phys. Rev. C* **95** (2017) 034910, doi:10.1103/PhysRevC.95.034910, arXiv:1609.02894.
- [24] PHENIX Collaboration, “Measurement of long-range angular correlation and quadrupole anisotropy of pions and (anti)protons in central d+Au collisions at  $\sqrt{s_{\text{NN}}} = 200$  GeV”, *Phys. Rev. Lett.* **114** (2015) 192301, doi:10.1103/PhysRevLett.114.192301, arXiv:1404.7461.
- [25] PHENIX Collaboration, “Measurements of elliptic and triangular flow in high-multiplicity  $^3\text{He}+\text{Au}$  collisions at  $\sqrt{s_{\text{NN}}} = 200$  GeV”, *Phys. Rev. Lett.* **115** (2015) 142301, doi:10.1103/PhysRevLett.115.142301, arXiv:1507.06273.
- [26] PHENIX Collaboration, “Creation of quark-gluon plasma droplets with three distinct geometries”, *Nature Phys.* **15** (2019) 214, doi:10.1038/s41567-018-0360-0, arXiv:1805.02973.
- [27] ALICE Collaboration, “Multi-strange baryon production in p-Pb collisions at  $\sqrt{s_{\text{NN}}} = 5.02$  TeV”, *Phys. Lett. B* **758** (2016) 389, doi:10.1016/j.physletb.2016.05.027, arXiv:1512.07227.
- [28] ALICE Collaboration, “Enhanced production of multi-strange hadrons in high-multiplicity proton-proton collisions”, *Nature Phys.* **13** (2017) 535, doi:10.1038/nphys4111, arXiv:1606.07424.
- [29] J. Rafelski and B. Muller, “Strangeness production in the quark-gluon plasma”, *Phys. Rev. Lett.* **48** (1982) 1066, doi:10.1103/PhysRevLett.48.1066.
- [30] CMS Collaboration, “Multiplicity and rapidity dependence of strange hadron production in pp, pPb, and PbPb collisions at the LHC”, *Phys. Lett. B* **768** (2017) 103, doi:10.1016/j.physletb.2017.01.075, arXiv:1605.06699.
- [31] CMS Collaboration, “Study of the production of charged pions, kaons, and protons in pPb collisions at  $\sqrt{s_{\text{NN}}} = 5.02$  TeV”, *Eur. Phys. Journ. C* **74** (2014) 2847, doi:10.1140/epjc/s10052-014-2847-x, arXiv:1307.3442.
- [32] CMS Collaboration, “Measurement of inclusive jet production and nuclear modifications in pPb collisions at  $\sqrt{s_{\text{NN}}} = 5.02$  TeV”, *Eur. Phys. J. C* **76** (2016) 372, doi:10.1140/epjc/s10052-016-4205-7, arXiv:1601.02001.
- [33] ALICE Collaboration, “Measurement of charged jet production cross sections and nuclear modification in p-Pb collisions at  $\sqrt{s_{\text{NN}}} = 5.02$  TeV”, *Phys. Lett. B* **749** (2015) 68, doi:10.1016/j.physletb.2015.07.054, arXiv:1503.00681.

- [34] ALICE Collaboration, “Transverse momentum dependence of inclusive primary charged-particle production in p-Pb collisions at  $\sqrt{s_{\text{NN}}} = 5.02$  TeV”, *Eur. Phys. J. C* **74** (2014) 3054, doi:10.1140/epjc/s10052-014-3054-5, arXiv:1405.2737.
- [35] ATLAS Collaboration, “Transverse momentum, rapidity, and centrality dependence of inclusive charged-particle production in  $\sqrt{s_{\text{NN}}} = 5.02$  TeV p+Pb collisions measured by the ATLAS experiment”, *Phys. Lett. B* **763** (2016) 313, doi:10.1016/j.physletb.2016.10.053, arXiv:1605.06436.
- [36] CMS Collaboration, “Nuclear effects on the transverse momentum spectra of charged particles in pPb collisions at  $\sqrt{s_{\text{NN}}} = 5.02$  TeV”, *Eur. Phys. J. C* **75** (2015) 237, doi:10.1140/epjc/s10052-015-3435-4, arXiv:1502.05387.
- [37] P. Bozek, A. Bzdak, and V. Skokov, “The rapidity dependence of the average transverse momentum in p+Pb collisions at the LHC: the color glass condensate versus hydrodynamics”, *Phys. Lett. B* **728** (2014) 662, doi:10.1016/j.physletb.2013.12.034, arXiv:1309.7358.
- [38] T. Pierog et al., “EPOS LHC: Test of collective hadronization with data measured at the CERN Large Hadron Collider”, *Phys. Rev. C* **92** (2015) 034906, doi:10.1103/PhysRevC.92.034906, arXiv:1306.0121.
- [39] Z.-B. Kang, I. Vitev, and H. Xing, “Multiple scattering effects on inclusive particle production in the large-x regime”, *Phys. Rev. D* **88** (2013) 054010, doi:10.1103/PhysRevD.88.054010, arXiv:1307.3557.
- [40] CMS Collaboration, “Description and performance of track and primary-vertex reconstruction with the CMS tracker”, *JINST* **9** (2014) P10009, doi:10.1088/1748-0221/9/10/P10009, arXiv:1405.6569.
- [41] CMS Collaboration, “The CMS experiment at the CERN LHC”, *JINST* **3** (2008) S08004, doi:10.1088/1748-0221/3/08/S08004.
- [42] GEANT4 Collaboration, “GEANT4—a simulation toolkit”, *Nucl. Instrum. Meth. A* **506** (2003) 250, doi:10.1016/S0168-9002(03)01368-8.
- [43] CMS Collaboration, “Charged-particle nuclear modification factors in PbPb and pPb collisions at  $\sqrt{s_{\text{NN}}} = 5.02$  TeV”, *JHEP* **04** (2017) 039, doi:10.1007/JHEP04(2017)039, arXiv:1611.01664.
- [44] CMS Collaboration, “The CMS trigger system”, *JINST* **12** (2017) P01020, doi:10.1088/1748-0221/12/01/P01020, arXiv:1609.02366.
- [45] CMS Collaboration, “CMS luminosity calibration for the pp reference run at  $\sqrt{s} = 5.02$  TeV”, CMS Physics Analysis Summary CMS-PAS-LUM-16-001, 2016.
- [46] T. Sjöstrand et al., “An introduction to PYTHIA 8.2”, *Comput. Phys. Commun.* **191** (2015) 159, doi:10.1016/j.cpc.2015.01.024, arXiv:1410.3012.
- [47] CMS Collaboration, “Event generator tunes obtained from underlying event and multiparton scattering measurements”, *Eur. Phys. J. C* **76** (2016) 155, doi:10.1140/epjc/s10052-016-3988-x, arXiv:1512.00815.

- [48] M. Gyulassy and X.-N. Wang, "HIJING 1.0: A Monte Carlo program for parton and particle production in high-energy hadronic and nuclear collisions", *Comput. Phys. Commun.* **83** (1994) 307, doi:10.1016/0010-4655(94)90057-4, arXiv:nucl-th/9502021.
- [49] X.-N. Wang and M. Gyulassy, "HIJING: A Monte Carlo model for multiple jet production in pp, pA and AA collisions", *Phys. Rev. D* **44** (1991) 3501, doi:10.1103/PhysRevD.44.3501.
- [50] CMS Collaboration, "Strange particle production in pp collisions at  $\sqrt{s} = 0.9$  and 7 TeV", *JHEP* **05** (2011) 064, doi:10.1007/JHEP05(2011)064, arXiv:1102.4282.
- [51] Particle Data Group, C. Patrignani et al., "Review of particle physics", *Chin. Phys. C* **40** (2016) 100001, doi:10.1088/1674-1137/40/10/100001.
- [52] CMS Collaboration, "Measurement of tracking efficiency", CMS Physics Analysis Summary CMS-PAS-TRK-10-002, 2010.
- [53] PHENIX Collaboration, "Spectra and ratios of identified particles in Au+Au and d+Au collisions at  $\sqrt{s_{NN}} = 200$  GeV", *Phys. Rev. C* **88** (2013) 024906, doi:10.1103/PhysRevC.88.024906, arXiv:1304.3410.
- [54] J. L. Albacete et al., "Predictions for p+Pb collisions at  $\sqrt{s_{NN}} = 5.02$  TeV", *Int. J. Mod. Phys. E* **22** (2013) 1330007, doi:10.1142/S0218301313300075, arXiv:1301.3395.

## A The CMS Collaboration

### Yerevan Physics Institute, Yerevan, Armenia

A.M. Sirunyan, A. Tumasyan

### Institut für Hochenergiephysik, Wien, Austria

W. Adam, F. Ambrogio, E. Asilar, T. Bergauer, J. Brandstetter, M. Dragicevic, J. Erö, A. Escalante Del Valle, M. Flechl, R. Frühwirth<sup>1</sup>, V.M. Ghete, J. Hrubec, M. Jeitler<sup>1</sup>, N. Krammer, I. Krätschmer, D. Liko, T. Madlener, I. Mikulec, N. Rad, H. Rohringer, J. Schieck<sup>1</sup>, R. Schöfbeck, M. Spanring, D. Spitzbart, A. Taurok, W. Waltenberger, J. Wittmann, C.-E. Wulz<sup>1</sup>, M. Zarucki

### Institute for Nuclear Problems, Minsk, Belarus

V. Chekhovsky, V. Mossolov, J. Suarez Gonzalez

### Universiteit Antwerpen, Antwerpen, Belgium

E.A. De Wolf, D. Di Croce, X. Janssen, J. Lauwers, M. Pieters, M. Van De Klundert, H. Van Haevermaet, P. Van Mechelen, N. Van Remortel

### Vrije Universiteit Brussel, Brussel, Belgium

S. Abu Zeid, F. Blekman, J. D'Hondt, I. De Bruyn, J. De Clercq, K. Deroover, G. Flouris, D. Lontkovskyi, S. Lowette, I. Marchesini, S. Moortgat, L. Moreels, Q. Python, K. Skovpen, S. Tavernier, W. Van Doninck, P. Van Mulders, I. Van Parijs

### Université Libre de Bruxelles, Bruxelles, Belgium

D. Beghin, B. Bilin, H. Brun, B. Clerboux, G. De Lentdecker, H. Delannoy, B. Dorney, G. Fasanella, L. Favart, R. Goldouzian, A. Grebenyuk, A.K. Kalsi, T. Lenzi, J. Luetic, N. Postiau, E. Starling, L. Thomas, C. Vander Velde, P. Vanlaer, D. Vannerom, Q. Wang

### Ghent University, Ghent, Belgium

T. Cornelis, D. Dobur, A. Fagot, M. Gul, I. Khvastunov<sup>2</sup>, D. Poyraz, C. Roskas, D. Trocino, M. Tytgat, W. Verbeke, B. Vermassen, M. Vit, N. Zaganidis

### Université Catholique de Louvain, Louvain-la-Neuve, Belgium

H. Bakhshiansohi, O. Bondu, S. Brochet, G. Bruno, C. Caputo, P. David, C. Delaere, M. Delcourt, B. Francois, A. Giammanco, G. Krintiras, V. Lemaître, A. Magitteri, A. Mertens, M. Musich, K. Piotrkowski, A. Saggio, M. Vidal Marono, S. Wertz, J. Zobec

### Centro Brasileiro de Pesquisas Físicas, Rio de Janeiro, Brazil

F.L. Alves, G.A. Alves, L. Brito, M. Correa Martins Junior, G. Correia Silva, C. Hensel, A. Moraes, M.E. Pol, P. Rebello Teles

### Universidade do Estado do Rio de Janeiro, Rio de Janeiro, Brazil

E. Belchior Batista Das Chagas, W. Carvalho, J. Chinellato<sup>3</sup>, E. Coelho, E.M. Da Costa, G.G. Da Silveira<sup>4</sup>, D. De Jesus Damiao, C. De Oliveira Martins, S. Fonseca De Souza, H. Malbouisson, D. Matos Figueiredo, M. Melo De Almeida, C. Mora Herrera, L. Mundim, H. Nogima, W.L. Prado Da Silva, L.J. Sanchez Rosas, A. Santoro, A. Sznajder, M. Thiel, E.J. Tonelli Manganote<sup>3</sup>, F. Torres Da Silva De Araujo, A. Vilela Pereira

### Universidade Estadual Paulista <sup>a</sup>, Universidade Federal do ABC <sup>b</sup>, São Paulo, Brazil

S. Ahuja<sup>a</sup>, C.A. Bernardes<sup>a</sup>, L. Calligaris<sup>a</sup>, T.R. Fernandez Perez Tomei<sup>a</sup>, E.M. Gregores<sup>b</sup>, P.G. Mercadante<sup>b</sup>, S.F. Novaes<sup>a</sup>, SandraS. Padula<sup>a</sup>, D. Romero Abad<sup>b</sup>

### Institute for Nuclear Research and Nuclear Energy, Bulgarian Academy of Sciences, Sofia,

**Bulgaria**

A. Aleksandrov, R. Hadjiiska, P. Iaydjiev, A. Marinov, M. Misheva, M. Rodozov, M. Shopova, G. Sultanov

**University of Sofia, Sofia, Bulgaria**

A. Dimitrov, L. Litov, B. Pavlov, P. Petkov

**Beihang University, Beijing, China**

W. Fang<sup>5</sup>, X. Gao<sup>5</sup>, L. Yuan

**Institute of High Energy Physics, Beijing, China**

M. Ahmad, J.G. Bian, G.M. Chen, H.S. Chen, M. Chen, Y. Chen, C.H. Jiang, D. Leggat, H. Liao, Z. Liu, F. Romeo, S.M. Shaheen<sup>6</sup>, A. Spiezia, J. Tao, C. Wang, Z. Wang, E. Yazgan, H. Zhang, J. Zhao

**State Key Laboratory of Nuclear Physics and Technology, Peking University, Beijing, China**

Y. Ban, G. Chen, A. Levin, J. Li, L. Li, Q. Li, Y. Mao, S.J. Qian, D. Wang, Z. Xu

**Tsinghua University, Beijing, China**

Y. Wang

**Universidad de Los Andes, Bogota, Colombia**

C. Avila, A. Cabrera, C.A. Carrillo Montoya, L.F. Chaparro Sierra, C. Florez, C.F. González Hernández, M.A. Segura Delgado

**University of Split, Faculty of Electrical Engineering, Mechanical Engineering and Naval Architecture, Split, Croatia**

B. Courbon, N. Godinovic, D. Lelas, I. Puljak, T. Sculac

**University of Split, Faculty of Science, Split, Croatia**

Z. Antunovic, M. Kovac

**Institute Rudjer Boskovic, Zagreb, Croatia**

V. Brigljevic, D. Ferencek, K. Kadija, B. Mesic, A. Starodumov<sup>7</sup>, T. Susa

**University of Cyprus, Nicosia, Cyprus**

M.W. Ather, A. Attikis, M. Kolosova, G. Mavromanolakis, J. Mousa, C. Nicolaou, F. Ptochos, P.A. Razis, H. Rykaczewski

**Charles University, Prague, Czech Republic**

M. Finger<sup>8</sup>, M. Finger Jr.<sup>8</sup>

**Escuela Politecnica Nacional, Quito, Ecuador**

E. Ayala

**Universidad San Francisco de Quito, Quito, Ecuador**

E. Carrera Jarrin

**Academy of Scientific Research and Technology of the Arab Republic of Egypt, Egyptian Network of High Energy Physics, Cairo, Egypt**

A. Ellithi Kamel<sup>9</sup>, M.A. Mahmoud<sup>10,11</sup>, E. Salama<sup>11,12</sup>

**National Institute of Chemical Physics and Biophysics, Tallinn, Estonia**

S. Bhowmik, A. Carvalho Antunes De Oliveira, R.K. Dewanjee, K. Ehataht, M. Kadastik, M. Raidal, C. Veelken

**Department of Physics, University of Helsinki, Helsinki, Finland**

P. Eerola, H. Kirschenmann, J. Pekkanen, M. Voutilainen

**Helsinki Institute of Physics, Helsinki, Finland**

J. Havukainen, J.K. Heikkilä, T. Järvinen, V. Karimäki, R. Kinnunen, T. Lampén, K. Lassila-Perini, S. Laurila, S. Lehti, T. Lindén, P. Luukka, T. Mäenpää, H. Siikonen, E. Tuominen, J. Tuominiemi

**Lappeenranta University of Technology, Lappeenranta, Finland**

T. Tuuva

**IRFU, CEA, Université Paris-Saclay, Gif-sur-Yvette, France**

M. Besancon, F. Couderc, M. Dejardin, D. Denegri, J.L. Faure, F. Ferri, S. Ganjour, A. Givernaud, P. Gras, G. Hamel de Monchenault, P. Jarry, C. Leloup, E. Locci, J. Malcles, G. Negro, J. Rander, A. Rosowsky, M.Ö. Sahin, M. Titov

**Laboratoire Leprince-Ringuet, Ecole polytechnique, CNRS/IN2P3, Université Paris-Saclay, Palaiseau, France**

A. Abdulsalam<sup>13</sup>, C. Amendola, I. Antropov, F. Beaudette, P. Busson, C. Charlot, R. Granier de Cassagnac, I. Kucher, S. Lisniak, A. Lobanov, J. Martin Blanco, M. Nguyen, C. Ochando, G. Ortona, P. Paganini, P. Pigard, R. Salerno, J.B. Sauvan, Y. Sirois, A.G. Stahl Leiton, A. Zabi, A. Zghiche

**Université de Strasbourg, CNRS, IPHC UMR 7178, Strasbourg, France**

J.-L. Agram<sup>14</sup>, J. Andrea, D. Bloch, J.-M. Brom, E.C. Chabert, V. Cherepanov, C. Collard, E. Conte<sup>14</sup>, J.-C. Fontaine<sup>14</sup>, D. Gelé, U. Goerlach, M. Jansová, A.-C. Le Bihan, N. Tonon, P. Van Hove

**Centre de Calcul de l'Institut National de Physique Nucleaire et de Physique des Particules, CNRS/IN2P3, Villeurbanne, France**

S. Gadrat

**Université de Lyon, Université Claude Bernard Lyon 1, CNRS-IN2P3, Institut de Physique Nucléaire de Lyon, Villeurbanne, France**

S. Beauceron, C. Bernet, G. Boudoul, N. Chanon, R. Chierici, D. Contardo, P. Depasse, H. El Mamouni, J. Fay, L. Finco, S. Gascon, M. Gouzevitch, G. Grenier, B. Ille, F. Lagarde, I.B. Laktineh, H. Lattaud, M. Lethuillier, L. Mirabito, A.L. Pequegnot, S. Perries, A. Popov<sup>15</sup>, V. Sordini, M. Vander Donckt, S. Viret, S. Zhang

**Georgian Technical University, Tbilisi, Georgia**

A. Khvedelidze<sup>8</sup>

**Tbilisi State University, Tbilisi, Georgia**

Z. Tsamalaidze<sup>8</sup>

**RWTH Aachen University, I. Physikalisches Institut, Aachen, Germany**

C. Autermann, L. Feld, M.K. Kiesel, K. Klein, M. Lipinski, M. Preuten, M.P. Rauch, C. Schomakers, J. Schulz, M. Teroerde, B. Wittmer, V. Zhukov<sup>15</sup>

**RWTH Aachen University, III. Physikalisches Institut A, Aachen, Germany**

A. Albert, D. Duchardt, M. Endres, M. Erdmann, T. Esch, R. Fischer, S. Ghosh, A. Güth, T. Hebbeker, C. Heidemann, K. Hoepfner, H. Keller, S. Knutzen, L. Mastrolorenzo, M. Merschmeyer, A. Meyer, P. Millet, S. Mukherjee, T. Pook, M. Radziej, H. Reithler, M. Rieger, F. Scheuch, A. Schmidt, D. Teyssier

**RWTH Aachen University, III. Physikalisches Institut B, Aachen, Germany**

G. Flügge, O. Hlushchenko, B. Kargoll, T. Kress, A. Künsken, T. Müller, A. Nehr Korn, A. Nowack, C. Pistone, O. Pooth, H. Sert, A. Stahl<sup>16</sup>

**Deutsches Elektronen-Synchrotron, Hamburg, Germany**

M. Aldaya Martin, T. Arndt, C. Asawatangtrakuldee, I. Babounikau, K. Beernaert, O. Behnke, U. Behrens, A. Bermúdez Martínez, D. Bertsche, A.A. Bin Anuar, K. Borras<sup>17</sup>, V. Botta, A. Campbell, P. Connor, C. Contreras-Campana, F. Costanza, V. Danilov, A. De Wit, M.M. Defranchis, C. Diez Pardos, D. Domínguez Damiani, G. Eckerlin, T. Eichhorn, A. Elwood, E. Eren, E. Gallo<sup>18</sup>, A. Geiser, J.M. Grados Luyando, A. Grohsjean, P. Gunnellini, M. Guthoff, M. Haranko, A. Harb, J. Hauk, H. Jung, M. Kasemann, J. Keaveney, C. Kleinwort, J. Knolle, D. Krücker, W. Lange, A. Lelek, T. Lenz, K. Lipka, W. Lohmann<sup>19</sup>, R. Mankel, I.-A. Melzer-Pellmann, A.B. Meyer, M. Meyer, M. Missiroli, G. Mittag, J. Mnich, V. Myronenko, S.K. Pflitsch, D. Pitzl, A. Raspereza, M. Savitskyi, P. Saxena, P. Schütze, C. Schwanenberger, R. Shevchenko, A. Singh, N. Stefaniuk, H. Tholen, O. Turkot, A. Vagnerini, G.P. Van Onsem, R. Walsh, Y. Wen, K. Wichmann, C. Wissing, O. Zenaiev

**University of Hamburg, Hamburg, Germany**

R. Aggleton, S. Bein, L. Benato, A. Benecke, V. Blobel, M. Centis Vignali, T. Dreyer, E. Garutti, D. Gonzalez, J. Haller, A. Hinzmann, A. Karavdina, G. Kasieczka, R. Klanner, R. Kogler, N. Kovalchuk, S. Kurz, V. Kutzner, J. Lange, D. Marconi, J. Multhaup, M. Niedziela, D. Nowatschin, A. Perieanu, A. Reimers, O. Rieger, C. Scharf, P. Schleper, S. Schumann, J. Schwandt, J. Sonneveld, H. Stadie, G. Steinbrück, F.M. Stober, M. Stöver, D. Troendle, A. Vanhoefer, B. Vormwald

**Karlsruher Institut fuer Technologie, Karlsruhe, Germany**

M. Akbiyik, C. Barth, M. Baselga, S. Baur, E. Butz, R. Caspart, T. Chwalek, F. Colombo, W. De Boer, A. Dierlamm, N. Faltermann, B. Freund, M. Giffels, M.A. Harrendorf, F. Hartmann<sup>16</sup>, S.M. Heindl, U. Husemann, F. Kassel<sup>16</sup>, I. Katkov<sup>15</sup>, S. Kudella, H. Mildner, S. Mitra, M.U. Mozer, Th. Müller, M. Plagge, G. Quast, K. Rabbertz, M. Schröder, I. Shvetsov, G. Sieber, H.J. Simonis, R. Ulrich, S. Wayand, M. Weber, T. Weiler, S. Williamson, C. Wöhrmann, R. Wolf

**Institute of Nuclear and Particle Physics (INPP), NCSR Demokritos, Aghia Paraskevi, Greece**

G. Anagnostou, G. Daskalakis, T. Gerasis, A. Kyriakis, D. Loukas, G. Paspalaki, I. Topsis-Giotis

**National and Kapodistrian University of Athens, Athens, Greece**

G. Karathanasis, S. Kesisoglou, P. Kontaxakis, A. Panagiotou, N. Saoulidou, E. Tziaferi, K. Vellidis

**National Technical University of Athens, Athens, Greece**

K. Kousouris, I. Papakrivopoulos, G. Tsipolitis

**University of Ioánnina, Ioánnina, Greece**

I. Evangelou, C. Foudas, P. Giannelos, P. Katsoulis, P. Kokkas, S. Mallios, N. Manthos, I. Papadopoulos, E. Paradas, J. Strologas, F.A. Triantis, D. Tsitsonis

**MTA-ELTE Lendület CMS Particle and Nuclear Physics Group, Eötvös Loránd University, Budapest, Hungary**

M. Bartók<sup>20</sup>, M. Csanad, N. Filipovic, P. Major, M.I. Nagy, G. Pasztor, O. Surányi, G.I. Veres

**Wigner Research Centre for Physics, Budapest, Hungary**



G. Bencze, C. Hajdu, D. Horvath<sup>21</sup>, . Hunyadi, F. Sikler, T.. Vámi, V. Veszpremi, G. Vesztergombi<sup>†</sup>

**Institute of Nuclear Research ATOMKI, Debrecen, Hungary**

N. Beni, S. Czellar, J. Karancsi<sup>22</sup>, A. Makovec, J. Molnar, Z. Szillasi

**Institute of Physics, University of Debrecen, Debrecen, Hungary**

P. Raics, Z.L. Trocsanyi, B. Ujvari

**Indian Institute of Science (IISc), Bangalore, India**

S. Choudhury, J.R. Komaragiri, P.C. Tiwari

**National Institute of Science Education and Research, HBNI, Bhubaneswar, India**

S. Bahinipati<sup>23</sup>, C. Kar, P. Mal, K. Mandal, A. Nayak<sup>24</sup>, D.K. Sahoo<sup>23</sup>, S.K. Swain

**Panjab University, Chandigarh, India**

S. Bansal, S.B. Beri, V. Bhatnagar, S. Chauhan, R. Chawla, N. Dhingra, R. Gupta, A. Kaur, A. Kaur, M. Kaur, S. Kaur, R. Kumar, P. Kumari, M. Lohan, A. Mehta, K. Sandeep, S. Sharma, J.B. Singh, G. Walia

**University of Delhi, Delhi, India**

A. Bhardwaj, B.C. Choudhary, R.B. Garg, M. Gola, S. Keshri, Ashok Kumar, S. Malhotra, M. Naimuddin, P. Priyanka, K. Ranjan, Aashaq Shah, R. Sharma

**Saha Institute of Nuclear Physics, HBNI, Kolkata, India**

R. Bhardwaj<sup>25</sup>, M. Bharti, R. Bhattacharya, S. Bhattacharya, U. Bhawandeep<sup>25</sup>, D. Bhowmik, S. Dey, S. Dutt<sup>25</sup>, S. Dutta, S. Ghosh, K. Mondal, S. Nandan, A. Purohit, P.K. Rout, A. Roy, S. Roy Chowdhury, S. Sarkar, M. Sharan, B. Singh, S. Thakur<sup>25</sup>

**Indian Institute of Technology Madras, Madras, India**

P.K. Behera

**Bhabha Atomic Research Centre, Mumbai, India**

R. Chudasama, D. Dutta, V. Jha, V. Kumar, P.K. Netrakanti, L.M. Pant, P. Shukla

**Tata Institute of Fundamental Research-A, Mumbai, India**

T. Aziz, M.A. Bhat, S. Dugad, G.B. Mohanty, N. Sur, B. Sutar, RavindraKumar Verma

**Tata Institute of Fundamental Research-B, Mumbai, India**

S. Banerjee, S. Bhattacharya, S. Chatterjee, P. Das, M. Guchait, Sa. Jain, S. Karmakar, S. Kumar, M. Maity<sup>26</sup>, G. Majumder, K. Mazumdar, N. Sahoo, T. Sarkar<sup>26</sup>

**Indian Institute of Science Education and Research (IISER), Pune, India**

S. Chauhan, S. Dube, V. Hegde, A. Kapoor, K. Kothekar, S. Pandey, A. Rane, S. Sharma

**Institute for Research in Fundamental Sciences (IPM), Tehran, Iran**

S. Chenarani<sup>27</sup>, E. Eskandari Tadavani, S.M. Etesami<sup>27</sup>, M. Khakzad, M. Mohammadi Najafabadi, M. Naseri, F. Rezaei Hosseinabadi, B. Safarzadeh<sup>28</sup>, M. Zeinali

**University College Dublin, Dublin, Ireland**

M. Felcini, M. Grunewald

**INFN Sezione di Bari <sup>a</sup>, Università di Bari <sup>b</sup>, Politecnico di Bari <sup>c</sup>, Bari, Italy**

M. Abbrescia<sup>a,b</sup>, C. Calabria<sup>a,b</sup>, A. Colaleo<sup>a</sup>, D. Creanza<sup>a,c</sup>, L. Cristella<sup>a,b</sup>, N. De Filippis<sup>a,c</sup>, M. De Palma<sup>a,b</sup>, A. Di Florio<sup>a,b</sup>, F. Errico<sup>a,b</sup>, L. Fiore<sup>a</sup>, A. Gelmi<sup>a,b</sup>, G. Iaselli<sup>a,c</sup>, M. Ince<sup>a,b</sup>, S. Lezki<sup>a,b</sup>, G. Maggi<sup>a,c</sup>, M. Maggi<sup>a</sup>, G. Miniello<sup>a,b</sup>, S. My<sup>a,b</sup>, S. Nuzzo<sup>a,b</sup>, A. Pompili<sup>a,b</sup>,

G. Pugliese<sup>a,c</sup>, R. Radogna<sup>a</sup>, A. Ranieri<sup>a</sup>, G. Selvaggi<sup>a,b</sup>, A. Sharma<sup>a</sup>, L. Silvestris<sup>a</sup>, R. Venditti<sup>a</sup>, P. Verwilligen<sup>a</sup>, G. Zito<sup>a</sup>

**INFN Sezione di Bologna <sup>a</sup>, Università di Bologna <sup>b</sup>, Bologna, Italy**

G. Abbiendi<sup>a</sup>, C. Battilana<sup>a,b</sup>, D. Bonacorsi<sup>a,b</sup>, L. Borgonovi<sup>a,b</sup>, S. Braibant-Giacomelli<sup>a,b</sup>, R. Campanini<sup>a,b</sup>, P. Capiluppi<sup>a,b</sup>, A. Castro<sup>a,b</sup>, F.R. Cavallo<sup>a</sup>, S.S. Chhibra<sup>a,b</sup>, C. Ciocca<sup>a</sup>, G. Codispoti<sup>a,b</sup>, M. Cuffiani<sup>a,b</sup>, G.M. Dallavalle<sup>a</sup>, F. Fabbri<sup>a</sup>, A. Fanfani<sup>a,b</sup>, P. Giacomelli<sup>a</sup>, C. Grandi<sup>a</sup>, L. Guiducci<sup>a,b</sup>, F. Iemmi<sup>a,b</sup>, S. Marcellini<sup>a</sup>, G. Masetti<sup>a</sup>, A. Montanari<sup>a</sup>, F.L. Navarria<sup>a,b</sup>, A. Perrotta<sup>a</sup>, F. Primavera<sup>a,b,16</sup>, A.M. Rossi<sup>a,b</sup>, T. Rovelli<sup>a,b</sup>, G.P. Siroli<sup>a,b</sup>, N. Tosi<sup>a</sup>

**INFN Sezione di Catania <sup>a</sup>, Università di Catania <sup>b</sup>, Catania, Italy**

S. Albergo<sup>a,b</sup>, A. Di Mattia<sup>a</sup>, R. Potenza<sup>a,b</sup>, A. Tricomi<sup>a,b</sup>, C. Tuve<sup>a,b</sup>

**INFN Sezione di Firenze <sup>a</sup>, Università di Firenze <sup>b</sup>, Firenze, Italy**

G. Barbagli<sup>a</sup>, K. Chatterjee<sup>a,b</sup>, V. Ciulli<sup>a,b</sup>, C. Civinini<sup>a</sup>, R. D'Alessandro<sup>a,b</sup>, E. Focardi<sup>a,b</sup>, G. Latino, P. Lenzi<sup>a,b</sup>, M. Meschini<sup>a</sup>, S. Paoletti<sup>a</sup>, L. Russo<sup>a,29</sup>, G. Sguazzoni<sup>a</sup>, D. Strom<sup>a</sup>, L. Viliani<sup>a</sup>

**INFN Laboratori Nazionali di Frascati, Frascati, Italy**

L. Benussi, S. Bianco, F. Fabbri, D. Piccolo

**INFN Sezione di Genova <sup>a</sup>, Università di Genova <sup>b</sup>, Genova, Italy**

F. Ferro<sup>a</sup>, F. Ravera<sup>a,b</sup>, E. Robutti<sup>a</sup>, S. Tosi<sup>a,b</sup>

**INFN Sezione di Milano-Bicocca <sup>a</sup>, Università di Milano-Bicocca <sup>b</sup>, Milano, Italy**

A. Benaglia<sup>a</sup>, A. Beschi<sup>b</sup>, L. Brianza<sup>a,b</sup>, F. Brivio<sup>a,b</sup>, V. Ciriolo<sup>a,b,16</sup>, S. Di Guida<sup>a,d,16</sup>, M.E. Dinardo<sup>a,b</sup>, S. Fiorendi<sup>a,b</sup>, S. Gennai<sup>a</sup>, A. Ghezzi<sup>a,b</sup>, P. Govoni<sup>a,b</sup>, M. Malberti<sup>a,b</sup>, S. Malvezzi<sup>a</sup>, A. Massironi<sup>a,b</sup>, D. Menasce<sup>a</sup>, L. Moroni<sup>a</sup>, M. Paganoni<sup>a,b</sup>, D. Pedrini<sup>a</sup>, S. Ragazzi<sup>a,b</sup>, T. Tabarelli de Fatis<sup>a,b</sup>

**INFN Sezione di Napoli <sup>a</sup>, Università di Napoli 'Federico II' <sup>b</sup>, Napoli, Italy, Università della Basilicata <sup>c</sup>, Potenza, Italy, Università G. Marconi <sup>d</sup>, Roma, Italy**

S. Buontempo<sup>a</sup>, N. Cavallo<sup>a,c</sup>, A. Di Crescenzo<sup>a,b</sup>, F. Fabozzi<sup>a,c</sup>, F. Fienga<sup>a</sup>, G. Galati<sup>a</sup>, A.O.M. Iorio<sup>a,b</sup>, W.A. Khan<sup>a</sup>, L. Lista<sup>a</sup>, S. Meola<sup>a,d,16</sup>, P. Paolucci<sup>a,16</sup>, C. Sciacca<sup>a,b</sup>, E. Voevodina<sup>a,b</sup>

**INFN Sezione di Padova <sup>a</sup>, Università di Padova <sup>b</sup>, Padova, Italy, Università di Trento <sup>c</sup>, Trento, Italy**

P. Azzi<sup>a</sup>, N. Bacchetta<sup>a</sup>, D. Bisello<sup>a,b</sup>, A. Boletti<sup>a,b</sup>, A. Bragagnolo, R. Carlin<sup>a,b</sup>, P. Checchia<sup>a</sup>, M. Dall'Osso<sup>a,b</sup>, P. De Castro Manzano<sup>a</sup>, T. Dorigo<sup>a</sup>, U. Dosselli<sup>a</sup>, F. Gasparini<sup>a,b</sup>, U. Gasparini<sup>a,b</sup>, A. Gozzelino<sup>a</sup>, S. Lacaprara<sup>a</sup>, P. Lujan, M. Margoni<sup>a,b</sup>, A.T. Meneguzzo<sup>a,b</sup>, J. Pazzini<sup>a,b</sup>, P. Ronchese<sup>a,b</sup>, R. Rossin<sup>a,b</sup>, F. Simonetto<sup>a,b</sup>, A. Tiko, E. Torassa<sup>a</sup>, M. Zanetti<sup>a,b</sup>, P. Zotto<sup>a,b</sup>, G. Zumerle<sup>a,b</sup>

**INFN Sezione di Pavia <sup>a</sup>, Università di Pavia <sup>b</sup>, Pavia, Italy**

A. Braghieri<sup>a</sup>, A. Magnani<sup>a</sup>, P. Montagna<sup>a,b</sup>, S.P. Ratti<sup>a,b</sup>, V. Re<sup>a</sup>, M. Ressegotti<sup>a,b</sup>, C. Riccardi<sup>a,b</sup>, P. Salvini<sup>a</sup>, I. Vai<sup>a,b</sup>, P. Vitulo<sup>a,b</sup>

**INFN Sezione di Perugia <sup>a</sup>, Università di Perugia <sup>b</sup>, Perugia, Italy**

L. Alunni Solestizi<sup>a,b</sup>, M. Biasini<sup>a,b</sup>, G.M. Bilei<sup>a</sup>, C. Cecchi<sup>a,b</sup>, D. Ciangottini<sup>a,b</sup>, L. Fanò<sup>a,b</sup>, P. Lariccia<sup>a,b</sup>, R. Leonardi<sup>a,b</sup>, E. Manoni<sup>a</sup>, G. Mantovani<sup>a,b</sup>, V. Mariani<sup>a,b</sup>, M. Menichelli<sup>a</sup>, A. Rossi<sup>a,b</sup>, A. Santocchia<sup>a,b</sup>, D. Spiga<sup>a</sup>

**INFN Sezione di Pisa <sup>a</sup>, Università di Pisa <sup>b</sup>, Scuola Normale Superiore di Pisa <sup>c</sup>, Pisa, Italy**

K. Androsov<sup>a</sup>, P. Azzurri<sup>a</sup>, G. Bagliesi<sup>a</sup>, L. Bianchini<sup>a</sup>, T. Boccali<sup>a</sup>, L. Borrello, R. Castaldi<sup>a</sup>, M.A. Ciocci<sup>a,b</sup>, R. Dell'Orso<sup>a</sup>, G. Fedi<sup>a</sup>, F. Fiori<sup>a,c</sup>, L. Giannini<sup>a,c</sup>, A. Giassi<sup>a</sup>, M.T. Grippo<sup>a</sup>, F. Ligabue<sup>a,c</sup>, E. Manca<sup>a,c</sup>, G. Mandorli<sup>a,c</sup>, A. Messineo<sup>a,b</sup>, F. Palla<sup>a</sup>, A. Rizzi<sup>a,b</sup>, P. Spagnolo<sup>a</sup>, R. Tenchini<sup>a</sup>, G. Tonelli<sup>a,b</sup>, A. Venturi<sup>a</sup>, P.G. Verdini<sup>a</sup>

**INFN Sezione di Roma <sup>a</sup>, Sapienza Università di Roma <sup>b</sup>, Rome, Italy**

L. Barone<sup>a,b</sup>, F. Cavallari<sup>a</sup>, M. Cipriani<sup>a,b</sup>, N. Daci<sup>a</sup>, D. Del Re<sup>a,b</sup>, E. Di Marco<sup>a,b</sup>, M. Diemoz<sup>a</sup>, S. Gelli<sup>a,b</sup>, E. Longo<sup>a,b</sup>, B. Marzocchi<sup>a,b</sup>, P. Meridiani<sup>a</sup>, G. Organtini<sup>a,b</sup>, F. Pandolfi<sup>a</sup>, R. Paramatti<sup>a,b</sup>, F. Preiato<sup>a,b</sup>, S. Rahatlou<sup>a,b</sup>, C. Rovelli<sup>a</sup>, F. Santanastasio<sup>a,b</sup>

**INFN Sezione di Torino <sup>a</sup>, Università di Torino <sup>b</sup>, Torino, Italy, Università del Piemonte Orientale <sup>c</sup>, Novara, Italy**

N. Amapane<sup>a,b</sup>, R. Arcidiacono<sup>a,c</sup>, S. Argiro<sup>a,b</sup>, M. Arneodo<sup>a,c</sup>, N. Bartosik<sup>a</sup>, R. Bellan<sup>a,b</sup>, C. Biino<sup>a</sup>, N. Cartiglia<sup>a</sup>, F. Cenna<sup>a,b</sup>, S. Cometti, M. Costa<sup>a,b</sup>, R. Covarelli<sup>a,b</sup>, N. Demaria<sup>a</sup>, B. Kiani<sup>a,b</sup>, C. Mariotti<sup>a</sup>, S. Maselli<sup>a</sup>, E. Migliore<sup>a,b</sup>, V. Monaco<sup>a,b</sup>, E. Monteil<sup>a,b</sup>, M. Monteno<sup>a</sup>, M.M. Obertino<sup>a,b</sup>, L. Pacher<sup>a,b</sup>, N. Pastrone<sup>a</sup>, M. Pelliccioni<sup>a</sup>, G.L. Pinna Angioni<sup>a,b</sup>, A. Romero<sup>a,b</sup>, M. Ruspa<sup>a,c</sup>, R. Sacchi<sup>a,b</sup>, K. Shchelina<sup>a,b</sup>, V. Sola<sup>a</sup>, A. Solano<sup>a,b</sup>, D. Soldi, A. Staiano<sup>a</sup>

**INFN Sezione di Trieste <sup>a</sup>, Università di Trieste <sup>b</sup>, Trieste, Italy**

S. Belforte<sup>a</sup>, V. Candelise<sup>a,b</sup>, M. Casarsa<sup>a</sup>, F. Cossutti<sup>a</sup>, G. Della Ricca<sup>a,b</sup>, F. Vazzoler<sup>a,b</sup>, A. Zanetti<sup>a</sup>

**Kyungpook National University, Daegu, Korea**

D.H. Kim, G.N. Kim, M.S. Kim, J. Lee, S. Lee, S.W. Lee, C.S. Moon, Y.D. Oh, S. Sekmen, D.C. Son, Y.C. Yang

**Chonnam National University, Institute for Universe and Elementary Particles, Kwangju, Korea**

H. Kim, D.H. Moon, G. Oh

**Hanyang University, Seoul, Korea**

J. Goh<sup>30</sup>, T.J. Kim

**Korea University, Seoul, Korea**

S. Cho, S. Choi, Y. Go, D. Gyun, S. Ha, B. Hong, Y. Jo, K. Lee, K.S. Lee, S. Lee, J. Lim, S.K. Park, Y. Roh

**Sejong University, Seoul, Korea**

H.S. Kim

**Seoul National University, Seoul, Korea**

J. Almond, J. Kim, J.S. Kim, H. Lee, K. Lee, K. Nam, S.B. Oh, B.C. Radburn-Smith, S.h. Seo, U.K. Yang, H.D. Yoo, G.B. Yu

**University of Seoul, Seoul, Korea**

D. Jeon, H. Kim, J.H. Kim, J.S.H. Lee, I.C. Park

**Sungkyunkwan University, Suwon, Korea**

Y. Choi, C. Hwang, J. Lee, I. Yu

**Vilnius University, Vilnius, Lithuania**

V. Dudenas, A. Juodagalvis, J. Vaitkus

**National Centre for Particle Physics, Universiti Malaya, Kuala Lumpur, Malaysia**

I. Ahmed, Z.A. Ibrahim, M.A.B. Md Ali<sup>31</sup>, F. Mohamad Idris<sup>32</sup>, W.A.T. Wan Abdullah, M.N. Yusli, Z. Zolkapli

**Universidad de Sonora (UNISON), Hermosillo, Mexico**

A. Castaneda Hernandez, J.A. Murillo Quijada

**Centro de Investigacion y de Estudios Avanzados del IPN, Mexico City, Mexico**

H. Castilla-Valdez, E. De La Cruz-Burelo, M.C. Duran-Osuna, I. Heredia-De La Cruz<sup>33</sup>, R. Lopez-Fernandez, J. Mejia Guisao, R.I. Rabadan-Trejo, G. Ramirez-Sanchez, R Reyes-Almanza, A. Sanchez-Hernandez

**Universidad Iberoamericana, Mexico City, Mexico**

S. Carrillo Moreno, C. Oropeza Barrera, F. Vazquez Valencia

**Benemerita Universidad Autonoma de Puebla, Puebla, Mexico**

J. Eysermans, I. Pedraza, H.A. Salazar Ibarguen, C. Uribe Estrada

**Universidad Autónoma de San Luis Potosí, San Luis Potosí, Mexico**

A. Morelos Pineda

**University of Auckland, Auckland, New Zealand**

D. Krofcheck

**University of Canterbury, Christchurch, New Zealand**

S. Bheesette, P.H. Butler

**National Centre for Physics, Quaid-I-Azam University, Islamabad, Pakistan**

A. Ahmad, M. Ahmad, M.I. Asghar, Q. Hassan, H.R. Hoorani, A. Saddique, M.A. Shah, M. Shoaib, M. Waqas

**National Centre for Nuclear Research, Swierk, Poland**

H. Bialkowska, M. Bluj, B. Boimska, T. Frueboes, M. Górski, M. Kazana, K. Nawrocki, M. Szleper, P. Traczyk, P. Zalewski

**Institute of Experimental Physics, Faculty of Physics, University of Warsaw, Warsaw, Poland**

K. Bunkowski, A. Byszuk<sup>34</sup>, K. Doroba, A. Kalinowski, M. Konecki, J. Krolikowski, M. Misiura, M. Olszewski, A. Pyskir, M. Walczak

**Laboratório de Instrumentação e Física Experimental de Partículas, Lisboa, Portugal**

P. Bargassa, C. Beirão Da Cruz E Silva, A. Di Francesco, P. Faccioli, B. Galinhas, M. Gallinaro, J. Hollar, N. Leonardo, L. Lloret Iglesias, M.V. Nemallapudi, J. Seixas, G. Strong, O. Toldaiev, D. Vadrucio, J. Varela

**Joint Institute for Nuclear Research, Dubna, Russia**

A. Baginyan, A. Golunov, I. Golutvin, V. Karjavin, I. Kashunin, V. Korenkov, G. Kozlov, A. Lanev, A. Malakhov, V. Matveev<sup>35,36</sup>, P. Moisezenz, V. Palichik, V. Perelygin, S. Shmatov, N. Skatchkov, V. Smirnov, B.S. Yuldashev<sup>37</sup>, A. Zarubin, V. Zhiltsov

**Petersburg Nuclear Physics Institute, Gatchina (St. Petersburg), Russia**

V. Golovtsov, Y. Ivanov, V. Kim<sup>38</sup>, E. Kuznetsova<sup>39</sup>, P. Levchenko, V. Murzin, V. Oreshkin, I. Smirnov, D. Sosnov, V. Sulimov, L. Uvarov, S. Vavilov, A. Vorobyev

**Institute for Nuclear Research, Moscow, Russia**

Yu. Andreev, A. Dermenev, S. Gninenko, N. Golubev, A. Karneyeu, M. Kirsanov, N. Krasnikov, A. Pashenkov, D. Tlisov, A. Toropin

**Institute for Theoretical and Experimental Physics named by A.I. Alikhanov of NRC 'Kurchatov Institute', Moscow, Russia**

V. Epshteyn, V. Gavrilov, N. Lychkovskaya, V. Popov, I. Pozdnyakov, G. Safronov, A. Spiridonov, A. Stepenov, V. Stolin, M. Toms, E. Vlasov, A. Zhokin

**Moscow Institute of Physics and Technology, Moscow, Russia**

T. Aushev

**National Research Nuclear University 'Moscow Engineering Physics Institute' (MEPhI), Moscow, Russia**

M. Chadeeva<sup>40</sup>, P. Parygin, D. Philippov, S. Polikarpov<sup>40</sup>, E. Popova, V. Rusinov

**P.N. Lebedev Physical Institute, Moscow, Russia**

V. Andreev, M. Azarkin<sup>36</sup>, I. Dremin<sup>36</sup>, M. Kirakosyan<sup>36</sup>, S.V. Rusakov, A. Terkulov

**Skobeltsyn Institute of Nuclear Physics, Lomonosov Moscow State University, Moscow, Russia**

A. Baskakov, A. Belyaev, E. Boos, A. Demiyanov, A. Ershov, A. Gribushin, O. Kodolova, V. Korotkikh, I. Lokhtin, I. Miagkov, S. Obraztsov, S. Petrushanko, V. Savrin, A. Snigirev, I. Vardanyan

**Novosibirsk State University (NSU), Novosibirsk, Russia**

V. Blinov<sup>41</sup>, T. Dimova<sup>41</sup>, L. Kardapoltsev<sup>41</sup>, D. Shtol<sup>41</sup>, Y. Skovpen<sup>41</sup>

**Institute for High Energy Physics of National Research Centre 'Kurchatov Institute', Protvino, Russia**

I. Azhgirey, I. Bayshev, S. Bitioukov, D. Elumakhov, A. Godizov, V. Kachanov, A. Kalinin, D. Konstantinov, P. Mandrik, V. Petrov, R. Ryutin, S. Slabospitskii, A. Sobol, S. Troshin, N. Tyurin, A. Uzunian, A. Volkov

**National Research Tomsk Polytechnic University, Tomsk, Russia**

A. Babaev, S. Baidali

**University of Belgrade: Faculty of Physics and VINCA Institute of Nuclear Sciences**

P. Adzic<sup>42</sup>, P. Cirkovic, D. Devetak, M. Dordevic, J. Milosevic

**Centro de Investigaciones Energéticas Medioambientales y Tecnológicas (CIEMAT), Madrid, Spain**

J. Alcaraz Maestre, A. Alvarez Fernández, I. Bachiller, M. Barrio Luna, J.A. Brochero Cifuentes, M. Cerrada, N. Colino, B. De La Cruz, A. Delgado Peris, C. Fernandez Bedoya, J.P. Fernández Ramos, J. Flix, M.C. Fouz, O. Gonzalez Lopez, S. Goy Lopez, J.M. Hernandez, M.I. Josa, D. Moran, A. Pérez-Calero Yzquierdo, J. Puerta Pelayo, I. Redondo, L. Romero, M.S. Soares, A. Triossi

**Universidad Autónoma de Madrid, Madrid, Spain**

C. Albajar, J.F. de Trocóniz

**Universidad de Oviedo, Instituto Universitario de Ciencias y Tecnologías Espaciales de Asturias (ICTEA), Oviedo, Spain**

J. Cuevas, C. Erice, J. Fernandez Menendez, S. Folgueras, I. Gonzalez Caballero, J.R. González Fernández, E. Palencia Cortezon, V. Rodríguez Bouza, S. Sanchez Cruz, P. Vischia, J.M. Vizán García

**Instituto de Física de Cantabria (IFCA), CSIC-Universidad de Cantabria, Santander, Spain**

I.J. Cabrillo, A. Calderon, B. Chazin Quero, J. Duarte Campderros, M. Fernandez,

P.J. Fernández Manteca, A. García Alonso, J. Garcia-Ferrero, G. Gomez, A. Lopez Virto, J. Marco, C. Martinez Rivero, P. Martinez Ruiz del Arbol, F. Matorras, J. Piedra Gomez, C. Prieels, T. Rodrigo, A. Ruiz-Jimeno, L. Scodellaro, N. Trevisani, I. Vila, R. Vilar Cortabitarte

**CERN, European Organization for Nuclear Research, Geneva, Switzerland**

D. Abbaneo, B. Akgun, E. Auffray, P. Baillon, A.H. Ball, D. Barney, J. Bendavid, M. Bianco, A. Bocci, C. Botta, E. Brondolin, T. Camporesi, M. Cepeda, G. Cerminara, E. Chapon, Y. Chen, G. Cucciati, D. d'Enterria, A. Dabrowski, V. Daponte, A. David, A. De Roeck, N. Deelen, M. Dobson, T. du Pree, M. Dünser, N. Dupont, A. Elliott-Peisert, P. Everaerts, F. Fallavollita<sup>43</sup>, D. Fasanella, G. Franzoni, J. Fulcher, W. Funk, D. Gigi, A. Gilbert, K. Gill, F. Glege, M. Guilbaud, D. Gulhan, J. Hegeman, V. Innocente, A. Jafari, P. Janot, O. Karacheban<sup>19</sup>, J. Kieseler, A. Kornmayer, M. Krammer<sup>1</sup>, C. Lange, P. Lecoq, C. Lourenço, L. Malgeri, M. Mannelli, F. Meijers, J.A. Merlin, S. Mersi, E. Meschi, P. Milenovic<sup>44</sup>, F. Moortgat, M. Mulders, J. Ngadiuba, S. Orfanelli, L. Orsini, F. Pantaleo<sup>16</sup>, L. Pape, E. Perez, M. Peruzzi, A. Petrilli, G. Petrucciani, A. Pfeiffer, M. Pierini, F.M. Pitters, D. Rabad, A. Racz, T. Reis, G. Rolandi<sup>45</sup>, M. Rovere, H. Sakulin, C. Schäfer, C. Schwick, M. Seidel, M. Selvaggi, A. Sharma, P. Silva, P. Sphicas<sup>46</sup>, A. Stakia, J. Steggemann, M. Tosi, D. Treille, A. Tsiros, V. Veckalns<sup>47</sup>, W.D. Zeuner

**Paul Scherrer Institut, Villigen, Switzerland**

L. Caminada<sup>48</sup>, K. Deiters, W. Erdmann, R. Horisberger, Q. Ingram, H.C. Kaestli, D. Kotlinski, U. Langenegger, T. Rohe, S.A. Wiederkehr

**ETH Zurich - Institute for Particle Physics and Astrophysics (IPA), Zurich, Switzerland**

M. Backhaus, L. Bäni, P. Berger, N. Chernyavskaya, G. Dissertori, M. Dittmar, M. Donegà, C. Dorfer, C. Grab, C. Heidegger, D. Hits, J. Hoss, T. Klijnsma, W. Luster, R.A. Manzoni, M. Marionneau, M.T. Meinhard, F. Micheli, P. Musella, F. Nessi-Tedaldi, J. Pata, F. Pauss, G. Perrin, L. Perrozzi, S. Pigazzini, M. Quittnat, D. Ruini, D.A. Sanz Becerra, M. Schönenberger, L. Shchutska, V.R. Tavolaro, K. Theofilatos, M.L. Vesterbacka Olsson, R. Wallny, D.H. Zhu

**Universität Zürich, Zurich, Switzerland**

T.K. Aarrestad, C. AMSLER<sup>49</sup>, D. Brzhechko, M.F. Canelli, A. De Cosa, R. Del Burgo, S. Donato, C. Galloni, T. Hreus, B. Kilminster, I. Neutelings, D. Pinna, G. Rauco, P. Robmann, D. Salerno, K. Schweiger, C. Seitz, Y. Takahashi, A. Zucchetta

**National Central University, Chung-Li, Taiwan**

Y.H. Chang, K.y. Cheng, T.H. Doan, Sh. Jain, R. Khurana, C.M. Kuo, W. Lin, A. Pozdnyakov, S.S. Yu

**National Taiwan University (NTU), Taipei, Taiwan**

P. Chang, Y. Chao, K.F. Chen, P.H. Chen, W.-S. Hou, Arun Kumar, Y.y. Li, Y.F. Liu, R.-S. Lu, E. Paganis, A. Psallidas, A. Steen, J.f. Tsai

**Chulalongkorn University, Faculty of Science, Department of Physics, Bangkok, Thailand**

B. Asavapibhop, N. Srimanobhas, N. Suwonjandee

**ukurova University, Physics Department, Science and Art Faculty, Adana, Turkey**

M.N. Bakirci<sup>50</sup>, A. Bat, F. Boran, S. Cerci<sup>51</sup>, S. Damarseckin, Z.S. Demiroglu, F. Dolek, C. Dozen, I. Dumanoglu, E. Eskut, S. Girgis, G. Gokbulut, Y. Guler, E. Gurpinar, I. Hos<sup>52</sup>, C. Isik, E.E. Kangal<sup>53</sup>, O. Kara, A. Kayis Topaksu, U. Kiminsu, M. Oglakci, G. Onengut, K. Ozdemir<sup>54</sup>, A. Polatoz, U.G. Tok, S. Turkcapar, I.S. Zorbakir, C. Zorbilmez

**Middle East Technical University, Physics Department, Ankara, Turkey**

B. Isildak<sup>55</sup>, G. Karapinar<sup>56</sup>, M. Yalvac, M. Zeyrek

**Bogazici University, Istanbul, Turkey**

I.O. Atakisi, E. Gülmez, M. Kaya<sup>57</sup>, O. Kaya<sup>58</sup>, S. Ozkorucuklu<sup>59</sup>, S. Tekten, E.A. Yetkin<sup>60</sup>

**Istanbul Technical University, Istanbul, Turkey**

M.N. Agaras, S. Atay, A. Cakir, K. Cankocak, Y. Komurcu, S. Sen<sup>61</sup>

**Institute for Scintillation Materials of National Academy of Science of Ukraine, Kharkov, Ukraine**

B. Grynyov

**National Scientific Center, Kharkov Institute of Physics and Technology, Kharkov, Ukraine**

L. Levchuk

**University of Bristol, Bristol, United Kingdom**

F. Ball, L. Beck, J.J. Brooke, D. Burns, E. Clement, D. Cussans, O. Davignon, H. Flacher, J. Goldstein, G.P. Heath, H.F. Heath, L. Kreczko, D.M. Newbold<sup>62</sup>, S. Paramesvaran, B. Penning, T. Sakuma, D. Smith, V.J. Smith, J. Taylor, A. Titterton

**Rutherford Appleton Laboratory, Didcot, United Kingdom**

A. Belyaev<sup>63</sup>, C. Brew, R.M. Brown, D. Cieri, D.J.A. Cockerill, J.A. Coughlan, K. Harder, S. Harper, J. Linacre, E. Olaiya, D. Petyt, C.H. Shepherd-Themistocleous, A. Thea, I.R. Tomalin, T. Williams, W.J. Womersley

**Imperial College, London, United Kingdom**

G. Auzinger, R. Bainbridge, P. Bloch, J. Borg, S. Breeze, O. Buchmuller, A. Bundock, S. Casasso, D. Colling, L. Corpe, P. Dauncey, G. Davies, M. Della Negra, R. Di Maria, Y. Haddad, G. Hall, G. Iles, T. James, M. Komm, C. Laner, L. Lyons, A.-M. Magnan, S. Malik, A. Martelli, J. Nash<sup>64</sup>, A. Nikitenko<sup>7</sup>, V. Palladino, M. Pesaresi, A. Richards, A. Rose, E. Scott, C. Seez, A. Shtipliyski, G. Singh, M. Stoye, T. Strebler, S. Summers, A. Tapper, K. Uchida, T. Virdee<sup>16</sup>, N. Wardle, D. Winterbottom, J. Wright, S.C. Zenz

**Brunel University, Uxbridge, United Kingdom**

J.E. Cole, P.R. Hobson, A. Khan, P. Kyberd, C.K. Mackay, A. Morton, I.D. Reid, L. Teodorescu, S. Zahid

**Baylor University, Waco, USA**

K. Call, J. Dittmann, K. Hatakeyama, H. Liu, C. Madrid, B. McMaster, N. Pastika, C. Smith

**Catholic University of America, Washington, DC, USA**

R. Bartek, A. Dominguez

**The University of Alabama, Tuscaloosa, USA**

A. Buccilli, S.I. Cooper, C. Henderson, P. Rumerio, C. West

**Boston University, Boston, USA**

D. Arcaro, T. Bose, D. Gastler, D. Rankin, C. Richardson, J. Rohlf, L. Sulak, D. Zou

**Brown University, Providence, USA**

G. Benelli, X. Coubez, D. Cutts, M. Hadley, J. Hakala, U. Heintz, J.M. Hogan<sup>65</sup>, K.H.M. Kwok, E. Laird, G. Landsberg, J. Lee, Z. Mao, M. Narain, S. Piperov, S. Sagir<sup>66</sup>, R. Syarif, E. Usai, D. Yu

**University of California, Davis, Davis, USA**

R. Band, C. Brainerd, R. Breedon, D. Burns, M. Calderon De La Barca Sanchez, M. Chertok, J. Conway, R. Conway, P.T. Cox, R. Erbacher, C. Flores, G. Funk, W. Ko, O. Kukral, R. Lander, C. Mclean, M. Mulhearn, D. Pellett, J. Pilot, S. Shalhout, M. Shi, D. Stolp, D. Taylor, K. Tos, M. Tripathi, Z. Wang

**University of California, Los Angeles, USA**

M. Bachtis, C. Bravo, R. Cousins, A. Dasgupta, A. Florent, J. Hauser, M. Ignatenko, N. Mccoll, S. Regnard, D. Saltzberg, C. Schnaible, V. Valuev

**University of California, Riverside, Riverside, USA**

E. Bouvier, K. Burt, R. Clare, J.W. Gary, S.M.A. Ghiasi Shirazi, G. Hanson, G. Karapostoli, E. Kennedy, F. Lacroix, O.R. Long, M. Olmedo Negrete, M.I. Paneva, W. Si, L. Wang, H. Wei, S. Wimpenny, B.R. Yates

**University of California, San Diego, La Jolla, USA**

J.G. Branson, S. Cittolin, M. Derdzinski, R. Gerosa, D. Gilbert, B. Hashemi, A. Holzner, D. Klein, G. Kole, V. Krutelyov, J. Letts, M. Masciovecchio, D. Olivito, S. Padhi, M. Pieri, M. Sani, V. Sharma, S. Simon, M. Tadel, A. Vartak, S. Wasserbaech<sup>67</sup>, J. Wood, F. Würthwein, A. Yagil, G. Zevi Della Porta

**University of California, Santa Barbara - Department of Physics, Santa Barbara, USA**

N. Amin, R. Bhandari, J. Bradmiller-Feld, C. Campagnari, M. Citron, A. Dishaw, V. Dutta, M. Franco Sevilla, L. Gouskos, R. Heller, J. Incandela, A. Ovcharova, H. Qu, J. Richman, D. Stuart, I. Suarez, S. Wang, J. Yoo

**California Institute of Technology, Pasadena, USA**

D. Anderson, A. Bornheim, J.M. Lawhorn, H.B. Newman, T.Q. Nguyen, M. Spiropulu, J.R. Vlimant, R. Wilkinson, S. Xie, Z. Zhang, R.Y. Zhu

**Carnegie Mellon University, Pittsburgh, USA**

M.B. Andrews, T. Ferguson, T. Mudholkar, M. Paulini, M. Sun, I. Vorobiev, M. Weinberg

**University of Colorado Boulder, Boulder, USA**

J.P. Cumalat, W.T. Ford, F. Jensen, A. Johnson, M. Krohn, S. Leontsinis, E. MacDonald, T. Mulholland, K. Stenson, K.A. Ulmer, S.R. Wagner

**Cornell University, Ithaca, USA**

J. Alexander, J. Chaves, Y. Cheng, J. Chu, A. Datta, K. Mcdermott, N. Mirman, J.R. Patterson, D. Quach, A. Rinkevicius, A. Ryd, L. Skinnari, L. Soffi, S.M. Tan, Z. Tao, J. Thom, J. Tucker, P. Wittich, M. Zientek

**Fermi National Accelerator Laboratory, Batavia, USA**

S. Abdullin, M. Albrow, M. Alyari, G. Apollinari, A. Apresyan, A. Apyan, S. Banerjee, L.A.T. Bauerdick, A. Beretvas, J. Berryhill, P.C. Bhat, G. Bolla<sup>†</sup>, K. Burkett, J.N. Butler, A. Canepa, G.B. Cerati, H.W.K. Cheung, F. Chlebana, M. Cremonesi, J. Duarte, V.D. Elvira, J. Freeman, Z. Gecse, E. Gottschalk, L. Gray, D. Green, S. Grünendahl, O. Gutsche, J. Hanlon, R.M. Harris, S. Hasegawa, J. Hirschauer, Z. Hu, B. Jayatilaka, S. Jindariani, M. Johnson, U. Joshi, B. Klima, M.J. Kortelainen, B. Kreis, S. Lammel, D. Lincoln, R. Lipton, M. Liu, T. Liu, J. Lykken, K. Maeshima, J.M. Marraffino, D. Mason, P. McBride, P. Merkel, S. Mrenna, S. Nahn, V. O'Dell, K. Pedro, C. Pena, O. Prokofyev, G. Rakness, L. Ristori, A. Savoy-Navarro<sup>68</sup>, B. Schneider, E. Sexton-Kennedy, A. Soha, W.J. Spalding, L. Spiegel, S. Stoynev, J. Strait, N. Strobbe, L. Taylor, S. Tkaczyk, N.V. Tran, L. Uplegger, E.W. Vaandering, C. Vernieri, M. Verzocchi, R. Vidal, M. Wang, H.A. Weber, A. Whitbeck

**University of Florida, Gainesville, USA**

D. Acosta, P. Avery, P. Bortignon, D. Bourilkov, A. Brinkerhoff, L. Cadamuro, A. Carnes, M. Carver, D. Curry, R.D. Field, S.V. Gleyzer, B.M. Joshi, J. Konigsberg, A. Korytov, P. Ma, K. Matchev, H. Mei, G. Mitselmakher, K. Shi, D. Sperka, J. Wang, S. Wang



**Florida International University, Miami, USA**

Y.R. Joshi, S. Linn

**Florida State University, Tallahassee, USA**

A. Ackert, T. Adams, A. Askew, S. Hagopian, V. Hagopian, K.F. Johnson, T. Kolberg, G. Martinez, T. Perry, H. Prosper, A. Saha, V. Sharma, R. Yohay

**Florida Institute of Technology, Melbourne, USA**

M.M. Baarmand, V. Bhopatkar, S. Colafranceschi, M. Hohlmann, D. Noonan, M. Rahmani, T. Roy, F. Yumiceva

**University of Illinois at Chicago (UIC), Chicago, USA**

M.R. Adams, L. Apanasevich, D. Berry, R.R. Betts, R. Cavanaugh, X. Chen, S. Dittmer, O. Evdokimov, C.E. Gerber, D.A. Hangal, D.J. Hofman, K. Jung, J. Kamin, C. Mills, I.D. Sandoval Gonzalez, M.B. Tonjes, N. Varelas, H. Wang, X. Wang, Z. Wu, J. Zhang

**The University of Iowa, Iowa City, USA**

M. Alhusseini, B. Bilki<sup>69</sup>, W. Clarida, K. Dilsiz<sup>70</sup>, S. Durgut, R.P. Gandrajula, M. Haytmyradov, V. Khristenko, J.-P. Merlo, A. Mestvirishvili, A. Moeller, J. Nachtman, H. Ogul<sup>71</sup>, Y. Onel, F. Ozok<sup>72</sup>, A. Penzo, C. Snyder, E. Tiras, J. Wetzel

**Johns Hopkins University, Baltimore, USA**

B. Blumenfeld, A. Cocoros, N. Eminizer, D. Fehling, L. Feng, A.V. Gritsan, W.T. Hung, P. Maksimovic, J. Roskes, U. Sarica, M. Swartz, M. Xiao, C. You

**The University of Kansas, Lawrence, USA**

A. Al-bataineh, P. Baringer, A. Bean, S. Boren, J. Bowen, A. Bylinkin, J. Castle, S. Khalil, A. Kropivnitskaya, D. Majumder, W. Mcbrayer, M. Murray, C. Rogan, S. Sanders, E. Schmitz, J.D. Tapia Takaki, Q. Wang

**Kansas State University, Manhattan, USA**

S. Duric, A. Ivanov, K. Kaadze, D. Kim, Y. Maravin, D.R. Mendis, T. Mitchell, A. Modak, A. Mohammadi, L.K. Saini, N. Skhirtladze

**Lawrence Livermore National Laboratory, Livermore, USA**

F. Rebassoo, D. Wright

**University of Maryland, College Park, USA**

A. Baden, O. Baron, A. Belloni, S.C. Eno, Y. Feng, C. Ferraioli, N.J. Hadley, S. Jabeen, G.Y. Jeng, R.G. Kellogg, J. Kunkle, A.C. Mignerey, F. Ricci-Tam, Y.H. Shin, A. Skuja, S.C. Tonwar, K. Wong

**Massachusetts Institute of Technology, Cambridge, USA**

D. Abercrombie, B. Allen, V. Azzolini, A. Baty, G. Bauer, R. Bi, S. Brandt, W. Busza, I.A. Cali, M. D'Alfonso, Z. Demiragli, G. Gomez Ceballos, M. Goncharov, P. Harris, D. Hsu, M. Hu, Y. Iiyama, G.M. Innocenti, M. Klute, D. Kovalskyi, Y.-J. Lee, P.D. Luckey, B. Maier, A.C. Marini, C. Mcginn, C. Mironov, S. Narayanan, X. Niu, C. Paus, C. Roland, G. Roland, G.S.F. Stephans, K. Sumorok, K. Tatar, D. Velicanu, J. Wang, T.W. Wang, B. Wyslouch, S. Zhaozhong

**University of Minnesota, Minneapolis, USA**

A.C. Benvenuti, R.M. Chatterjee, A. Evans, P. Hansen, S. Kalafut, Y. Kubota, Z. Lesko, J. Mans, S. Nourbakhsh, N. Ruckstuhl, R. Rusack, J. Turkewitz, M.A. Wadud

**University of Mississippi, Oxford, USA**

J.G. Acosta, S. Oliveros

**University of Nebraska-Lincoln, Lincoln, USA**

E. Avdeeva, K. Bloom, D.R. Claes, C. Fangmeier, F. Golf, R. Gonzalez Suarez, R. Kamalieddin, I. Kravchenko, J. Monroy, J.E. Siado, G.R. Snow, B. Stieger

**State University of New York at Buffalo, Buffalo, USA**

A. Godshalk, C. Harrington, I. Iashvili, A. Kharchilava, D. Nguyen, A. Parker, S. Rappoccio, B. Roozbahani

**Northeastern University, Boston, USA**

G. Alverson, E. Barberis, C. Freer, A. Hortiangtham, D.M. Morse, T. Orimoto, R. Teixeira De Lima, T. Wamorkar, B. Wang, A. Wisecarver, D. Wood

**Northwestern University, Evanston, USA**

S. Bhattacharya, O. Charaf, K.A. Hahn, N. Mucia, N. Odell, M.H. Schmitt, K. Sung, M. Trovato, M. Velasco

**University of Notre Dame, Notre Dame, USA**

R. Bucci, N. Dev, M. Hildreth, K. Hurtado Anampa, C. Jessop, D.J. Karmgard, N. Kellams, K. Lannon, W. Li, N. Loukas, N. Marinelli, F. Meng, C. Mueller, Y. Musienko<sup>35</sup>, M. Planer, A. Reinsvold, R. Ruchti, P. Siddireddy, G. Smith, S. Taroni, M. Wayne, A. Wightman, M. Wolf, A. Woodard

**The Ohio State University, Columbus, USA**

J. Alimena, L. Antonelli, B. Bylsma, L.S. Durkin, S. Flowers, B. Francis, A. Hart, C. Hill, W. Ji, T.Y. Ling, W. Luo, B.L. Winer, H.W. Wulsin

**Princeton University, Princeton, USA**

S. Cooperstein, P. Elmer, J. Hardenbrook, P. Hebda, S. Higginbotham, A. Kalogeropoulos, D. Lange, M.T. Lucchini, J. Luo, D. Marlow, K. Mei, I. Ojalvo, J. Olsen, C. Palmer, P. Piroué, J. Salfeld-Nebgen, D. Stickland, C. Tully

**University of Puerto Rico, Mayaguez, USA**

S. Malik, S. Norberg

**Purdue University, West Lafayette, USA**

A. Barker, V.E. Barnes, S. Das, L. Gutay, M. Jones, A.W. Jung, A. Khatiwada, B. Mahakud, D.H. Miller, N. Neumeister, C.C. Peng, H. Qiu, J.F. Schulte, J. Sun, F. Wang, R. Xiao, W. Xie

**Purdue University Northwest, Hammond, USA**

T. Cheng, J. Dolen, N. Parashar

**Rice University, Houston, USA**

Z. Chen, K.M. Ecklund, S. Freed, F.J.M. Geurts, M. Kilpatrick, W. Li, B. Michlin, B.P. Padley, J. Roberts, J. Rorie, W. Shi, Z. Tu, J. Zabel, A. Zhang

**University of Rochester, Rochester, USA**

A. Bodek, P. de Barbaro, R. Demina, Y.t. Duh, J.L. Dulemba, C. Fallon, T. Ferbel, M. Galanti, A. Garcia-Bellido, J. Han, O. Hindrichs, A. Khukhunaishvili, K.H. Lo, P. Tan, R. Taus, M. Verzetti

**Rutgers, The State University of New Jersey, Piscataway, USA**

A. Agapitos, J.P. Chou, Y. Gershtein, T.A. Gómez Espinosa, E. Halkiadakis, M. Heindl, E. Hughes, S. Kaplan, R. Kunnawalkam Elayavalli, S. Kyriacou, A. Lath, R. Montalvo, K. Nash, M. Osherson, H. Saka, S. Salur, S. Schnetzer, D. Sheffield, S. Somalwar, R. Stone, S. Thomas, P. Thomassen, M. Walker

**University of Tennessee, Knoxville, USA**

A.G. Delannoy, J. Heideman, G. Riley, K. Rose, S. Spanier, K. Thapa

**Texas A&M University, College Station, USA**

O. Bouhali<sup>73</sup>, A. Celik, M. Dalchenko, M. De Mattia, A. Delgado, S. Dildick, R. Eusebi, J. Gilmore, T. Huang, T. Kamon<sup>74</sup>, S. Luo, R. Mueller, Y. Pakhotin, R. Patel, A. Perloff, L. Perniè, D. Rathjens, A. Safonov, A. Tatarinov

**Texas Tech University, Lubbock, USA**

N. Akchurin, J. Damgov, F. De Guio, P.R. Duderov, S. Kunori, K. Lamichhane, S.W. Lee, T. Mengke, S. Muthumuni, T. Peltola, S. Undleeb, I. Volobouev, Z. Wang

**Vanderbilt University, Nashville, USA**

S. Greene, A. Gurrola, R. Janjam, W. Johns, C. Maguire, A. Melo, H. Ni, K. Padeken, J.D. Ruiz Alvarez, P. Sheldon, S. Tuo, J. Velkovska, M. Verweij, Q. Xu

**University of Virginia, Charlottesville, USA**

M.W. Arenton, P. Barria, B. Cox, R. Hirosky, M. Joyce, A. Ledovskoy, H. Li, C. Neu, T. Sinthuprasith, Y. Wang, E. Wolfe, F. Xia

**Wayne State University, Detroit, USA**

R. Harr, P.E. Karchin, N. Poudyal, J. Sturdy, P. Thapa, S. Zaleski

**University of Wisconsin - Madison, Madison, WI, USA**

M. Brodski, J. Buchanan, C. Caillol, D. Carlsmith, S. Dasu, L. Dodd, B. Gomber, M. Grothe, M. Herndon, A. Hervé, U. Hussain, P. Klabbers, A. Lanaro, A. Levine, K. Long, R. Loveless, T. Ruggles, A. Savin, N. Smith, W.H. Smith, N. Woods

†: Deceased

1: Also at Vienna University of Technology, Vienna, Austria

2: Also at IRFU, CEA, Université Paris-Saclay, Gif-sur-Yvette, France

3: Also at Universidade Estadual de Campinas, Campinas, Brazil

4: Also at Federal University of Rio Grande do Sul, Porto Alegre, Brazil

5: Also at Université Libre de Bruxelles, Bruxelles, Belgium

6: Also at University of Chinese Academy of Sciences, Beijing, China

7: Also at Institute for Theoretical and Experimental Physics named by A.I. Alikhanov of NRC 'Kurchatov Institute', Moscow, Russia

8: Also at Joint Institute for Nuclear Research, Dubna, Russia

9: Now at Cairo University, Cairo, Egypt

10: Also at Fayoum University, El-Fayoum, Egypt

11: Now at British University in Egypt, Cairo, Egypt

12: Now at Ain Shams University, Cairo, Egypt

13: Also at Department of Physics, King Abdulaziz University, Jeddah, Saudi Arabia

14: Also at Université de Haute Alsace, Mulhouse, France

15: Also at Skobeltsyn Institute of Nuclear Physics, Lomonosov Moscow State University, Moscow, Russia

16: Also at CERN, European Organization for Nuclear Research, Geneva, Switzerland

17: Also at RWTH Aachen University, III. Physikalisches Institut A, Aachen, Germany

18: Also at University of Hamburg, Hamburg, Germany

19: Also at Brandenburg University of Technology, Cottbus, Germany

20: Also at MTA-ELTE Lendület CMS Particle and Nuclear Physics Group, Eötvös Loránd University, Budapest, Hungary, Budapest, Hungary

21: Also at Institute of Nuclear Research ATOMKI, Debrecen, Hungary

- 22: Also at Institute of Physics, University of Debrecen, Debrecen, Hungary, Debrecen, Hungary
- 23: Also at IIT Bhubaneswar, Bhubaneswar, India, Bhubaneswar, India
- 24: Also at Institute of Physics, Bhubaneswar, India
- 25: Also at Shoolini University, Solan, India
- 26: Also at University of Visva-Bharati, Santiniketan, India
- 27: Also at Isfahan University of Technology, Isfahan, Iran
- 28: Also at Plasma Physics Research Center, Science and Research Branch, Islamic Azad University, Tehran, Iran
- 29: Also at Università degli Studi di Siena, Siena, Italy
- 30: Also at Kyung Hee University, Department of Physics, Seoul, Korea
- 31: Also at International Islamic University of Malaysia, Kuala Lumpur, Malaysia
- 32: Also at Malaysian Nuclear Agency, MOSTI, Kajang, Malaysia
- 33: Also at Consejo Nacional de Ciencia y Tecnología, Mexico City, Mexico
- 34: Also at Warsaw University of Technology, Institute of Electronic Systems, Warsaw, Poland
- 35: Also at Institute for Nuclear Research, Moscow, Russia
- 36: Now at National Research Nuclear University 'Moscow Engineering Physics Institute' (MEPhI), Moscow, Russia
- 37: Also at Institute of Nuclear Physics of the Uzbekistan Academy of Sciences, Tashkent, Uzbekistan
- 38: Also at St. Petersburg State Polytechnical University, St. Petersburg, Russia
- 39: Also at University of Florida, Gainesville, USA
- 40: Also at P.N. Lebedev Physical Institute, Moscow, Russia
- 41: Also at Budker Institute of Nuclear Physics, Novosibirsk, Russia
- 42: Also at Faculty of Physics, University of Belgrade, Belgrade, Serbia
- 43: Also at INFN Sezione di Pavia <sup>a</sup>, Università di Pavia <sup>b</sup>, Pavia, Italy, Pavia, Italy
- 44: Also at University of Belgrade: Faculty of Physics and VINCA Institute of Nuclear Sciences, Belgrade, Serbia
- 45: Also at Scuola Normale e Sezione dell'INFN, Pisa, Italy
- 46: Also at National and Kapodistrian University of Athens, Athens, Greece
- 47: Also at Riga Technical University, Riga, Latvia, Riga, Latvia
- 48: Also at Universität Zürich, Zurich, Switzerland
- 49: Also at Stefan Meyer Institute for Subatomic Physics, Vienna, Austria, Vienna, Austria
- 50: Also at Gaziosmanpasa University, Tokat, Turkey
- 51: Also at Adiyaman University, Adiyaman, Turkey
- 52: Also at Istanbul Aydin University, Istanbul, Turkey
- 53: Also at Mersin University, Mersin, Turkey
- 54: Also at Piri Reis University, Istanbul, Turkey
- 55: Also at Ozyegin University, Istanbul, Turkey
- 56: Also at Izmir Institute of Technology, Izmir, Turkey
- 57: Also at Marmara University, Istanbul, Turkey
- 58: Also at Kafkas University, Kars, Turkey
- 59: Also at Istanbul University, Istanbul, Turkey
- 60: Also at Istanbul Bilgi University, Istanbul, Turkey
- 61: Also at Hacettepe University, Ankara, Turkey
- 62: Also at Rutherford Appleton Laboratory, Didcot, United Kingdom
- 63: Also at School of Physics and Astronomy, University of Southampton, Southampton, United Kingdom
- 64: Also at Monash University, Faculty of Science, Clayton, Australia

- 65: Also at Bethel University, St. Paul, Minneapolis, USA, St. Paul, USA  
66: Also at Karamanoğlu Mehmetbey University, Karaman, Turkey  
67: Also at Utah Valley University, Orem, USA  
68: Also at Purdue University, West Lafayette, USA  
69: Also at Beykent University, Istanbul, Turkey, Istanbul, Turkey  
70: Also at Bingol University, Bingol, Turkey  
71: Also at Sinop University, Sinop, Turkey  
72: Also at Mimar Sinan University, Istanbul, Istanbul, Turkey  
73: Also at Texas A&M University at Qatar, Doha, Qatar  
74: Also at Kyungpook National University, Daegu, Korea, Daegu, Korea