

TASCC-P-94-15

TASCC-P 94-15  
see 9431 PREPRINT

***tascc***

813

***ROTATIONAL STRUCTURES IN  $^{106}\text{SN}$ :  
A NEW FORM OF BAND TERMINATION?***

**R. Wadsworth<sup>1</sup>, H.R. Andrews<sup>2</sup>, C.W. Beausang<sup>3</sup>, R.M. Clark<sup>1</sup>, J. DeGraaf<sup>4</sup>,  
D.B. Fossan<sup>5</sup>, A. Galindo-Uribarri<sup>2</sup>, I.M. Hibbert<sup>1</sup>, K. Hauschild<sup>1</sup>,  
J.R. Hughes<sup>5,6</sup>, V.P. Janzen<sup>2,7</sup>, D.R. LaFosse<sup>5</sup>, S.M. Mullins<sup>7</sup>, E.S. Paul<sup>3</sup>,  
L. Persson<sup>7</sup>, S. Pilotte<sup>8</sup>, D.C. Radford<sup>2</sup>, H. Schnare<sup>5</sup>, P. Vaska<sup>5</sup>,  
D. Ward<sup>2</sup>, J.N. Wilson<sup>3</sup> and I. Ragnarsson<sup>9</sup>**

<sup>1</sup>*Department of Physics, University of York, Heslington, York YO1 5DD UK*

<sup>2</sup>*AECL Research, Chalk River Laboratories, Chalk River, Ontario, K0J 1J0, Canada*

<sup>3</sup>*Oliver Lodge Laboratory, University of Liverpool, Liverpool L69 3BX UK*

<sup>4</sup>*Department of Physics, University of Toronto, Toronto, Ontario, Canada M5S 1A7*

<sup>5</sup>*Department of Physics, SUNY at Stony Brook, Stony Brook, N.Y. 11794-3800, USA*

<sup>6</sup>*Lawrence Livermore National Laboratory, L-280, N Division, 700 East Avenue,  
P.O. Box 808, Livermore, CA 94550, USA*

<sup>7</sup>*Department of Physics and Astronomy, McMaster University,  
Hamilton, Ontario, Canada L8S 4M1*

<sup>8</sup>*Department of Physics, University of Ottawa, Ottawa, Ontario, Canada K1N 6N5*

<sup>9</sup>*Department of Mathematical Physics, Lund Institute of Technology, Lund, Sweden*

Accepted by Phys. Rev. C

CERN LIBRARIES, GENEVA



P00024626

**NOTICE**

This report is not a formal publication; if it is cited as a reference, the citation should indicate that the report is unpublished. To request copies our E-Mail address is [TASCC@CRL.AECL.CA](mailto:TASCC@CRL.AECL.CA).

Physical Sciences  
Chalk River Laboratories  
Chalk River, ON K0J 1J0 Canada

1994 July



# Rotational Structures in $^{106}\text{Sn}$ : A New Form of Band Termination?

R. Wadsworth<sup>1</sup>, H.R. Andrews<sup>2</sup>, C.W. Beausang<sup>3</sup>, R.M. Clark<sup>1</sup>, J. DeGraaf<sup>4</sup>,  
D.B. Fossan<sup>5</sup>, A. Galindo-Uribarri<sup>2</sup>, I.M. Hibbert<sup>1</sup>, K. Hauschild<sup>1</sup>,  
J.R. Hughes<sup>5,6</sup>, V.P. Janzen<sup>2,7</sup>, D.R. LaFosse<sup>5</sup>, S.M. Mullins<sup>7</sup>, E.S. Paul<sup>3</sup>,  
L. Persson<sup>7</sup>, S. Pilotte<sup>8</sup>, D.C. Radford<sup>2</sup>, H. Schnare<sup>5</sup>, P. Vaska<sup>5</sup>,  
D. Ward<sup>2</sup>, J.N. Wilson<sup>3</sup> and I. Ragnarsson<sup>9</sup>.

<sup>1</sup> Department of Physics, University of York, Heslington, York YO1 5DD UK

<sup>2</sup> Chalk River Laboratories, AECL Research, Chalk River, Ontario K0J 1J0, Canada.

<sup>3</sup> Oliver Lodge Laboratory, University of Liverpool, Liverpool L69 3BX UK.

<sup>4</sup> Department of Physics, University of Toronto, Toronto Ontario M5S 1A7, Canada.

<sup>5</sup> Department of Physics, S.U.N.Y. at Stony Brook, Stony Brook, N.Y. 11794-3800, USA.

<sup>6</sup> Lawrence Livermore National Laboratory, L-280, N Division, 700 East Avenue, P.O. Box  
808, Livermore, CA 94550, USA.

<sup>7</sup> Department of Physics and Astronomy, McMaster University, Hamilton, Ontario L8S  
4M1, Canada.

<sup>8</sup> Department of Physics, University of Ottawa, Ottawa, ON K1N 6N5, Canada.

<sup>9</sup> Department of Mathematical Physics, Lund Institute of Technology, Lund, Sweden.

**NUCLEAR REACTIONS**  $^{58}\text{Ni}+^{54}\text{Fe}$  at 243MeV, enriched targets, Ge detectors,  
BGO suppression shields and multiplicity filter, measured  $E_\gamma(\theta)$ ,  $L_\gamma$ , DEDUCED  $J^\pi$ ,  $\mathcal{J}^{(2)}$ ,  
comparison cranked Nilsson calculations.

PACS numbers: 21.10.Re, 27.70+q, 23.20.Lv.

## Abstract

Two weakly populated rotational bands have been established in  $^{106}\text{Sn}$  from the  $^{54}\text{Fe}(^{58}\text{Ni},\alpha 2p)$  reaction at 243 MeV. One of the bands shows evidence of termination. The result is consistent with cranked Nilsson model calculations, which predict band terminations with a smooth and gradual shape change from a prolate collective to an oblate non-collective structure.

It is now well known that the even tin isotopes possess deformed rotational states at high-spin. The first evidence for these structures was seen in  $^{112-118}\text{Sn}$  [1]. These bands result from two-particle-two-hole (2p-2h) excitations across the proton closed shell at  $Z=50$ . Recently evidence has been presented for the existence of three rotational bands, which dominate the high-spin structure, in the very neutron-deficient isotope  $^{108}\text{Sn}$  [2]. This is a rather surprising feature given that the nucleus resides so close to the doubly magic  $^{100}\text{Sn}$ . One of the observed bands is a positive-parity structure which is thought to be based on the 2p-2h  $\pi(g_{7/2}^2 \otimes g_{7/2}^{-2})$  configuration, whilst the other two have been interpreted as signature partners resulting from an excited  $\pi(g_{7/2} h_{11/2} \otimes g_{7/2}^{-2})$  negative-parity configuration. Lifetime measurements for the positive-parity band and one of the proposed negative-parity bands indicate that the quadrupole deformation  $\beta_2 \sim 0.2$  ( $\epsilon_2 \sim 0.19$ ). These results agree well with the predictions of standard Woods-Saxon calculations which indicate that the  $\pi g_{7/2}$  and  $\pi g_{9/2}$  orbitals cross at  $\beta_2 \sim 0.2$  [2].

The bands in  $^{108}\text{Sn}$  exhibit some very interesting properties with regard to their dynamic moments of inertia,  $\mathcal{J}^{(2)}(\sim dI/d\omega)$ . These features are also observed in the neighbouring nucleus  $^{109}\text{Sb}$  [3]. In particular, they have very low  $\mathcal{J}^{(2)}$  values,  $\sim 15 \text{ MeV}^{-1}\hbar^2$ , at  $\hbar\omega \sim 1 \text{ MeV}$ . This is less than half the rigid-body value for a prolate nucleus with quadrupole deformation  $\beta_2 \sim 0.2$ . It has been suggested that this is indicative of a large single-particle contribution to the total spin, thus yielding a new and novel form of collective nuclear motion [2,3]. Also the bands, which extend to a rotational frequency of over 1 MeV, show no evidence for any particle alignments above a frequency of  $0.7 \text{ MeV}\hbar^{-1}$  which suggests that both proton and neutron pairing are substantially reduced. A further intriguing feature is that the  $\mathcal{J}^{(2)}$  values for several of the bands in the two nuclei appear to converge at very high frequency [3].

The aim of the present work was to investigate the nucleus  $^{106}\text{Sn}$  to see if rotational bands possessing some of these novel properties exist with even fewer particles outside the doubly magic  $N=Z=50$  core.

Excited states in  $^{106}\text{Sn}$  were populated with the  $^{54}\text{Fe}(^{58}\text{Ni},\alpha 2p)$  reaction at 243 MeV. The gamma rays emitted from this reaction have been studied at various laboratories with different detector arrays. The first experiments were carried out at the Tandem Accelerator Superconducting Cyclotron facility, TASCC, Chalk River, the gamma rays being detected in the  $8\pi$  spectrometer, which comprises 20 Compton-suppressed HPGe detectors and a spherical shell of 71 BGO detectors which provides gamma-ray sum-energy, H, and fold, K, information. Subsequent experiments, with the same reaction and beam energy, have been performed at both Daresbury Laboratory with phase I of the Eurogam array and at the Berkeley 88" cyclotron with the Gammasphere array. The latter two arrays consisted of 45 and 24 Compton-suppressed large-volume (70-80% efficient) HPGe detectors respectively. At Chalk River the first experiment was performed with two stacked  $500\mu\text{g}/\text{cm}^2$  enriched  $^{54}\text{Fe}$  foils and the second with a  $600\mu\text{g}/\text{cm}^2$  enriched  $^{54}\text{Fe}$  foil on a thick ( $\sim 100\text{mg}/\text{cm}^2$ ) Au backing. In both the Eurogam and Gammasphere experiments a single  $500\mu\text{g}/\text{cm}^2$  enriched self-supporting foil was used. The results presented below are primarily taken from an analysis of the  $8\pi$  and Gammasphere data sets. In the case of the  $8\pi$  data approximately 172 million (self-supporting target) and 89 million (backed target)  $\gamma-\gamma$  events were collected. In each case the trigger required a suppressed HPGe 2-or-higher-fold coincidence together with a  $K\geq 11$  fold coincidence from the BGO ball. These data were subsequently re-sorted with a higher BGO ball fold of  $K=15$  in order to enhance the 3-particle evaporation channels. They were also used to construct  $37^\circ-37^\circ$  and  $37^\circ-79^\circ$  matrices which enabled angular correlation ratios to be determined and gamma ray multipolarities to be deduced from the method of directional correlation from oriented states (DCO)[4]. In the Gammasphere data a total of 240 million events were recorded for which the trigger consisted of three or more suppressed HPGe detectors firing. The data were used to form an  $E_\gamma-E_\gamma-E_\gamma$  cube, and also unpacked into doubles and sorted into a matrix which contained 800 million events. We enhanced the transitions in  $^{106}\text{Sn}$  by using the triples data to gate on several of the known low-lying gamma rays in this nucleus [5], the remaining two gamma rays being used to increment a

standard  $E_\gamma - E_\gamma$  matrix.

From the analysis of all these data two short cascades (bands 1 and 2) of gamma rays have been observed (see fig. 1). Part of the rotational band shown in fig. 1a (1274keV and above) was first observed in the Chalk River data, whilst the remaining transitions were identified in the Gammasphere data. The intensities of the two bands are approximately 7% and 3% respectively of the 811 keV ( $4^+ \rightarrow 2^+$ ) transition. Unfortunately it has not been possible to link in either of these bands to the known transitions. Indeed for the weaker structure the statistics are too low to be sure of the exact position of the band relative to the known transitions. A partial decay scheme indicating where the stronger band feeds into previously known states is shown in fig. 2. We constructed this level scheme with the aid of previous work [5] and the present Gammasphere data set using the analysis packages ESCL8R (doubles) and LEVIT8R (triples) [6]. The present work has identified several new transitions which play an important role in the decay from band 1. Some of the previously known transitions have been reordered on the basis of intensity considerations.

The number of counts in the DCO matrices is rather low for these two bands; however the indications are that the cascades are composed of stretched E2 transitions; a typical value being  $W(37^\circ-37^\circ)/W(37^\circ-79^\circ)=1.4(0.4)$ . DCO ratios have also been measured for the previously reported states. In general the results obtained agree with the previous spin assignments [5]; however, in two cases, notably the 1771 keV and 830 keV transitions, there is disagreement. In the present work we obtain  $W(37^\circ-37^\circ)/W(37^\circ-79^\circ)$  ratios of 0.78(17) and 1.54(10), respectively, for these two transitions when gating on stretched E2  $\gamma$ -rays. Several other known E2 transitions in  $^{106}\text{Sn}$  have ratios of around 1.5 when gated on an E2 transition, whilst known dipoles have values of around 0.75. This suggests that the level at 8205 keV (decaying via the 830 keV transition) reported previously [5] has a spin of 17 rather than 16. The previous assignment of a spin of 18 to the state immediately above this is, however, unaffected by the changes in the nature of the multipole radiation.

Two new transitions of 818 and 513 keV have been placed directly above the 1771 keV

transition from the present work. The DCO measurements for these transitions yield values of 0.94(20) and 0.50(5) respectively. This suggests that they may be either pure dipole or mixed M1/E2 transitions. Thus new levels are proposed with tentative spins of  $19$  and  $20\hbar$  as shown in fig. 2. Two further transitions (591 keV and 633 keV) have also been established at the top of the strongly coupled band in the present work.

The new bands, 1 and 2, exhibit some intriguing features. For example in fig. 3 the dynamic moments of inertia,  $\mathcal{J}^{(2)}$ , are plotted for the two bands as a function of gamma-ray energy together with the three bands seen in  $^{108}\text{Sn}$  [2]. It is clear that band 1 has a somewhat lower  $\mathcal{J}^{(2)}$  than the others for  $\hbar\omega > 0.7$  MeV. This suggests that there is an even larger single-particle contribution to the total spin at high frequency for this particular band. This new and unusual mode of excitation has recently been observed in both  $^{108}\text{Sn}$  [2] and  $^{109}\text{Sb}$  [3]. Although there is some ambiguity in the spins for band 1 the  $\mathcal{J}^{(2)}$  values are expected to be significantly less than the  $\mathcal{J}^{(1)}$  (kinematic moment of inertia) values at high rotational frequencies. The possibility of this type of behaviour was predicted in ref. [7]. However, the extremely low values of  $\mathcal{J}^{(2)}$  were not expected.

The second feature is the apparent termination of the stronger band (see fig. 1). From the present data there is no evidence for gamma ray transitions belonging to this rotational sequence beyond the 2033 keV  $\gamma$ -ray. A similar effect also appears to be present for the weaker band; however, because of the poor statistics in this latter case it is rather more difficult to confirm this. For band 1 there is also no evidence for lower energy transitions decaying to the level from which this 2033 keV gamma ray emanates. It would appear that the nucleus simply carries on rotating until the contribution to the total spin from the particles involved in the configuration is exhausted. This is the first time that it has been possible to confirm such behaviour from experimental quantities alone in a heavy nucleus. The present situation is in direct contrast to the more common abrupt termination of rotational sequences and sudden shape change seen in the neighbouring I [8] and Xe [9] isotopes for example, where single



particle levels, resulting from non-collective oblate shapes, are found to be built directly on top of prolate rotational sequences at high spins.

In order to ascertain which configurations may be responsible for the terminating band we have performed cranked Nilsson model calculations using a modified harmonic oscillator potential [7]. The parameters used were those of reference [10]. A new feature of the present calculations is that for the first time it has been possible to specify the number of particles occupying the high- $j$  orbits separately, ie in our case the normal-parity  $g_{\frac{3}{2}}$  protons. Fig. 4a shows the results of such calculations for various configurations in the yrast region in the spin range  $I \sim 20-42\hbar$ . In view of the proposed level scheme it is tempting to assign band 1 the  $\nu[(g_{\frac{7}{2}}d_{\frac{5}{2}})^4 \otimes (h_{\frac{11}{2}})^2] \otimes \pi[(g_{\frac{7}{2}})^2 \otimes (g_{\frac{3}{2}})^{(-2)}]$  configuration<sup>1</sup> which terminates at spin  $34^+$ . It should be noted however that fig. 4 indicates that the configuration which terminates at spin  $37^-$  is slightly more favoured at high spin than the  $34^+$  terminating state. Since there is still some ambiguity in the decay scheme it is not possible to rule out this later configuration for band 1. Calculations, shown in fig. 4b, for a typical configuration suggest that as the band proceeds to termination the nuclear shape gradually shifts from a collective prolate to a non-collective oblate shape, with the largest change occurring over the last transition. Such a scenario would imply that the highest transitions should be less collective than those lower in the band. This feature clearly needs investigating further through the measurement of lifetimes.

The strongly coupled band, seen on the left in fig. 2, may possibly be explained by an odd number of particles in the  $g_{\frac{3}{2}}$  orbital, hence the most likely explanation for this band is a proton 1p-1h excitation from the  $g_{\frac{3}{2}}$  orbit to either the  $d_{\frac{5}{2}}$  or  $g_{\frac{7}{2}}$  orbits. It is possible that this structure may be associated with the  $\nu[(g_{\frac{7}{2}}d_{\frac{5}{2}})^2(h_{\frac{11}{2}})^2] \otimes \pi[(g_{\frac{7}{2}} \otimes g_{\frac{3}{2}}^{-1})]$  configuration, which terminates at spins  $27^+$  or  $28^+$  depending on the signature (see fig. 4a). If this is the case then the band is not observed to termination. As indicated previously

---

<sup>1</sup>Note that our labelling of the configurations is only approximate. In the calculations couplings between different shells and subshells are accounted for as discussed in detail in ref. [7].

the second decoupled band, band 2, is very weakly populated and only contains a very short sequence of transitions. Because of this it is very difficult to determine exactly where the band feeds into the known decay scheme. A possible structure for this band is the  $\nu[(g_{7/2}d_{5/2})^4 \otimes (h_{11/2})^2] \otimes \pi[(g_{9/2})^{-2} \otimes (g_{7/2})(h_{11/2})]$  configuration which terminates at spin  $37^-$ . According to the calculations this configuration rapidly becomes non-yrast below spin 30 and thus may decay out to spherical states somewhat earlier than band 1. However, it may be expected that the transition energies at the top of this band would be comparable to if not higher than those of band 1. A further puzzling feature of both the decay scheme and the calculations is that the spin 17 and 20 states in the middle of fig. 2 seem to be naturally understood as the highest spins in the  $\nu[(g_{7/2}d_{5/2})^5(h_{11/2})^1]$  and  $\nu[(g_{7/2}d_{5/2})^4(h_{11/2})^2]$  configurations, respectively. If this is the case it is very difficult to understand why the spin 20 state, for example, is so far above yrast (see fig. 4a). A better candidate for this state may be the one from which the 555 keV gamma ray depopulates. If the 402 keV gamma ray decays directly to the spin  $17^{(-)}$  level and all the transitions in this short sequence (ie 402, 479 and 555 keV) are dipoles then the top state will have spin 20. This is very much closer to being yrast. Clearly more data are required to help elucidate the level scheme so that more firm assignments can be made.

Finally, a further point of interest is that band 1, which extends over a moderately large frequency range, shows no evidence for any band crossings at high frequencies. This indicates that both the neutron and proton pairing may be drastically reduced. Note however, without pairing, particle alignments may take place gradually with no obvious manifestation of this occurrence in the  $\mathcal{J}^{(2)}$ , the only sign being the gradual reduction in the  $\mathcal{J}^{(2)}$  with increasing frequency. A similar situation exists in  $^{108}\text{Sn}$  and  $^{109}\text{Sb}$ .

This work was supported by the US National Science Foundation, AECL Research and by grants from the UK Science and Engineering Research Council, the Natural Sciences and Engineering Research Council of Canada, the Swedish Natural Science Research Council and

NATO under grant number CRG.910182. RMC also acknowledges receipt of a UK SERC postgraduate studentship and KH a studentship from the Univ. of York. We also wish to thank the crews of the Lawrence Berkeley 88" cyclotron and the Chalk River TASCC laboratory tandem for providing the beams and to I-Y Lee and A. Macchiavelli for help with setting up Gammasphere.

## References

- [1] J. Bron, W.H.A. Hesselink, A. Van Poelgesst, J.J.A. Zalmstra, M.J. Uitzinger and H. Verheul. Nucl. Phys A318 (1979) 335
- [2] R. Wadsworth, H.R. Andrews, R.M. Clark, D.B. Fossan, A. Galindo-Uribarri, J.R. Hughes, V.P. Janzen, D.R. LaFosse, S.M. Mullins, E.S. Paul, D.C. Radford, H.Schnare, P. Vaska, D. Ward, J.N. Wilson and R. Wyss. Nucl. Phys. A559 (1993) 461
- [3] V.P. Janzen, D.R. LaFosse, H. Schnare, D.B. Fossan, A. Galindo-Uribarri, J.R. Hughes, S.M. Mullins, E.S. Paul, L. Persson, S. Pilotte, D.C. Radford, I. Ragnarsson, P. Vaska, J.C. Waddington, R. Wadsworth, D. Ward, J.N. Wilson and R. Wyss. Phys. Rev. Lett. in press (1993)
- [4] K.S. Krane, R.M. Steffen and R.M. Wheeler. Nucl. Data Tables A11 (1971) 351
- [5] F. Azaiez, S. Andriamonje, J.F. Chemin, M. Fidah, J.N. Scheurer, M.M. Aleonard, G. Bastin, J.P. Thibaud, F. Beck, G. Costa, J.F. Bruandet and F. Liatard. Nucl. Phys. A501 (1989) 401
- [6] D.C. Radford. Workshop on Large Gamma Ray Detector Arrays, Chalk River Laboratories, Canada 1992, vol 2 p403 AECL 10613
- [7] T. Bengtsson and I. Ragnarsson. Nucl. Phys. A436 (1985) 14
- [8] Y. Liang, D.B. Fossan, J.R. Hughes, D.R. LaFosse, T. Lauritsen, R. Ma, E.S. Paul, P. Vaska, M.P. Waring, N. Xu and R. Wyss. Phys. Rev. C44 (1991) R578
- [9] J. Simpson, H. Timmers, M.A. Riley, T. Bengtsson, M.A. Bentley, F. Hanna, S.M. Mullins, J.F. Sharpey-Schafer. Phys. Lett 262B (1991) 388
- [10] J-Ye. Zhang, N. Xu, D.B. Fossan, Y. Liang, R. Ma and E.S. Paul. Phys. Rev. C39 (1989) 714

## Figure Captions

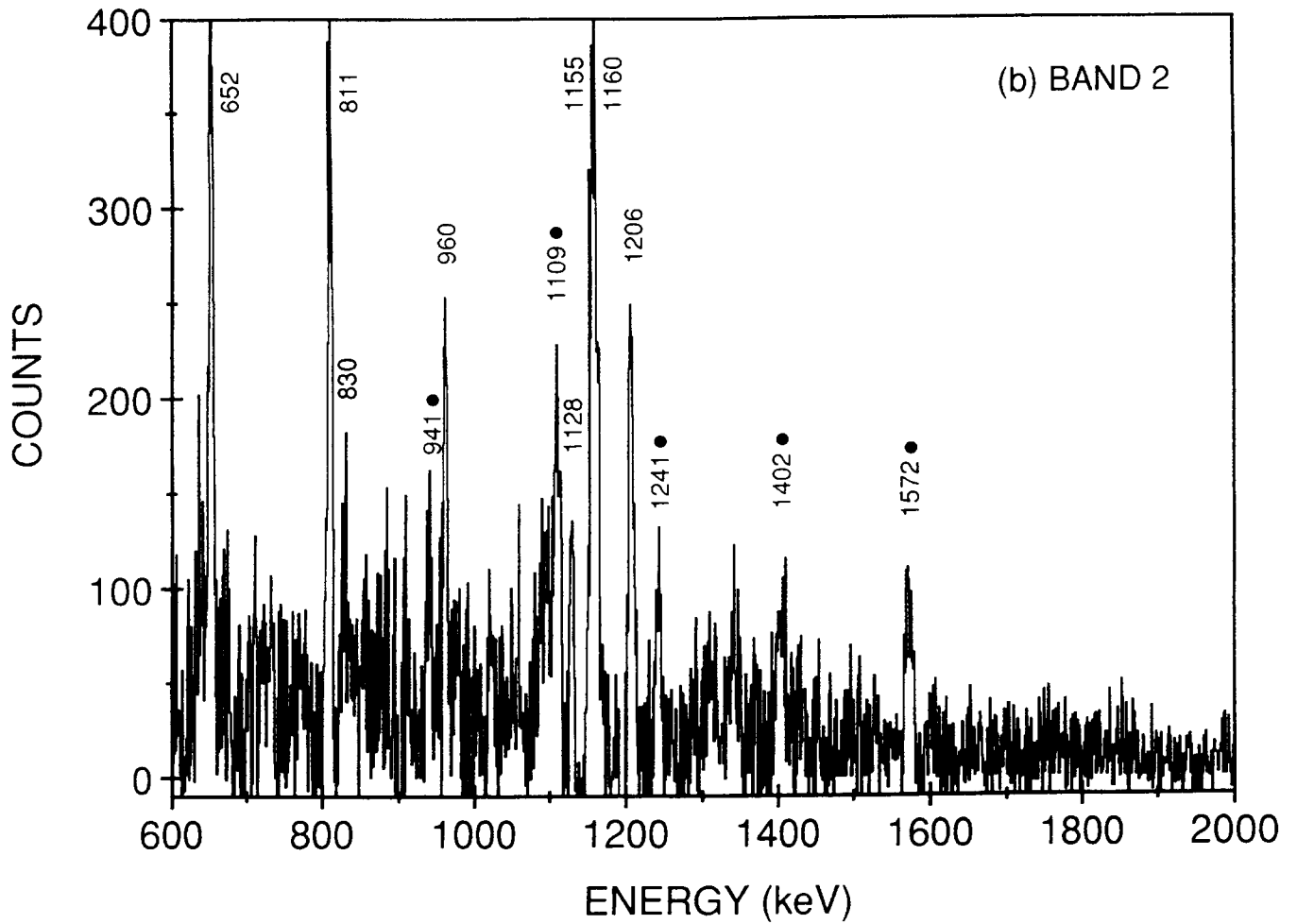
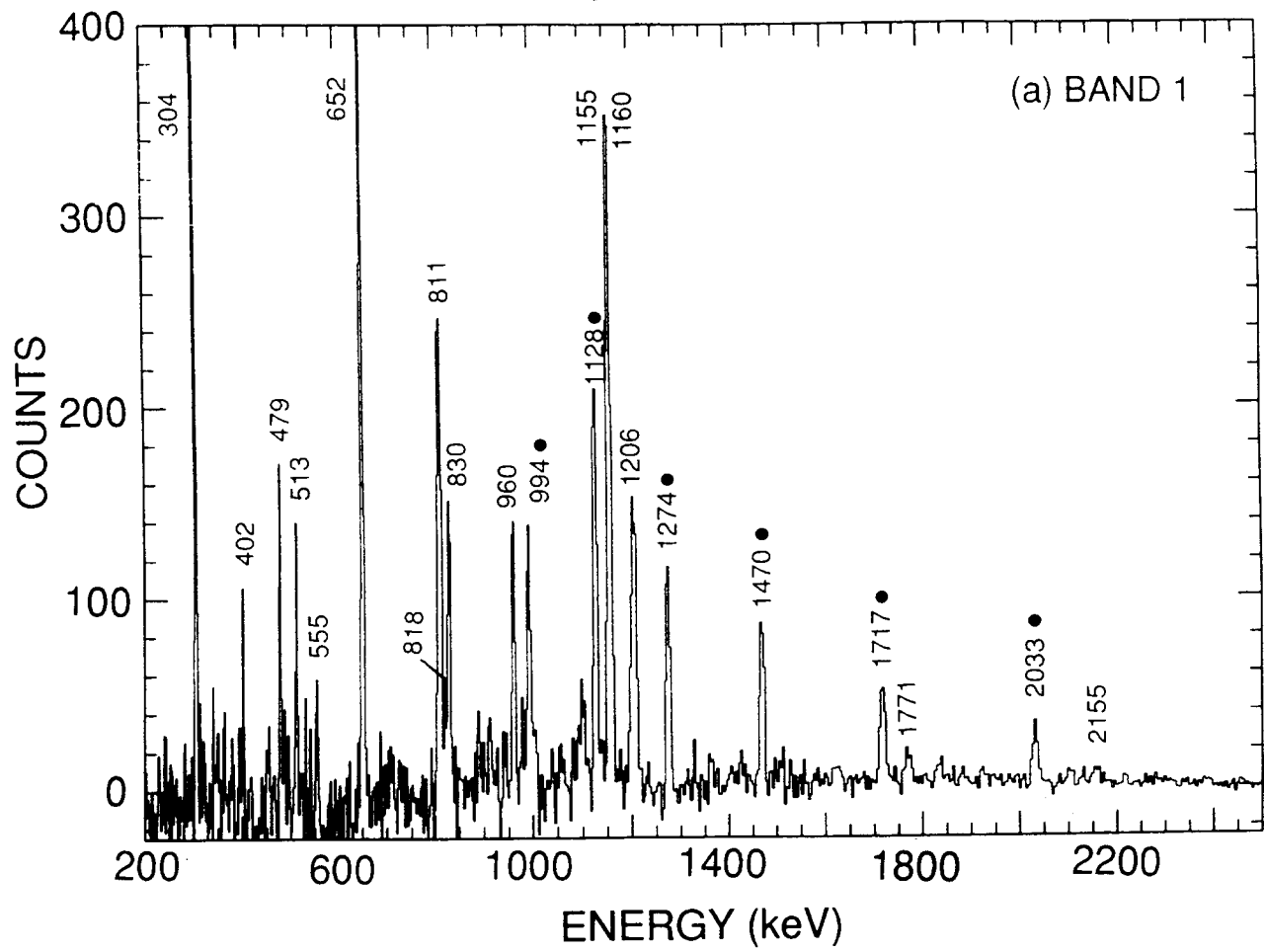
Fig. 1. Spectra showing the two new rotational bands in  $^{106}\text{Sn}$ . Transitions within the bands are indicated by ●. Panel (a) shows a sum of all possible combinations of double gates on the members of band 1 from the cube, whilst (b) shows a sum of the 1241, 1402 and 1572 keV gates from the  $^{106}\text{Sn}$  gated matrix.

Fig. 2 Partial decay scheme for  $^{106}\text{Sn}$ . Gamma ray intensities are proportional to the widths of the arrows. Note, the dashed transitions do not necessarily represent single unobserved gamma rays.

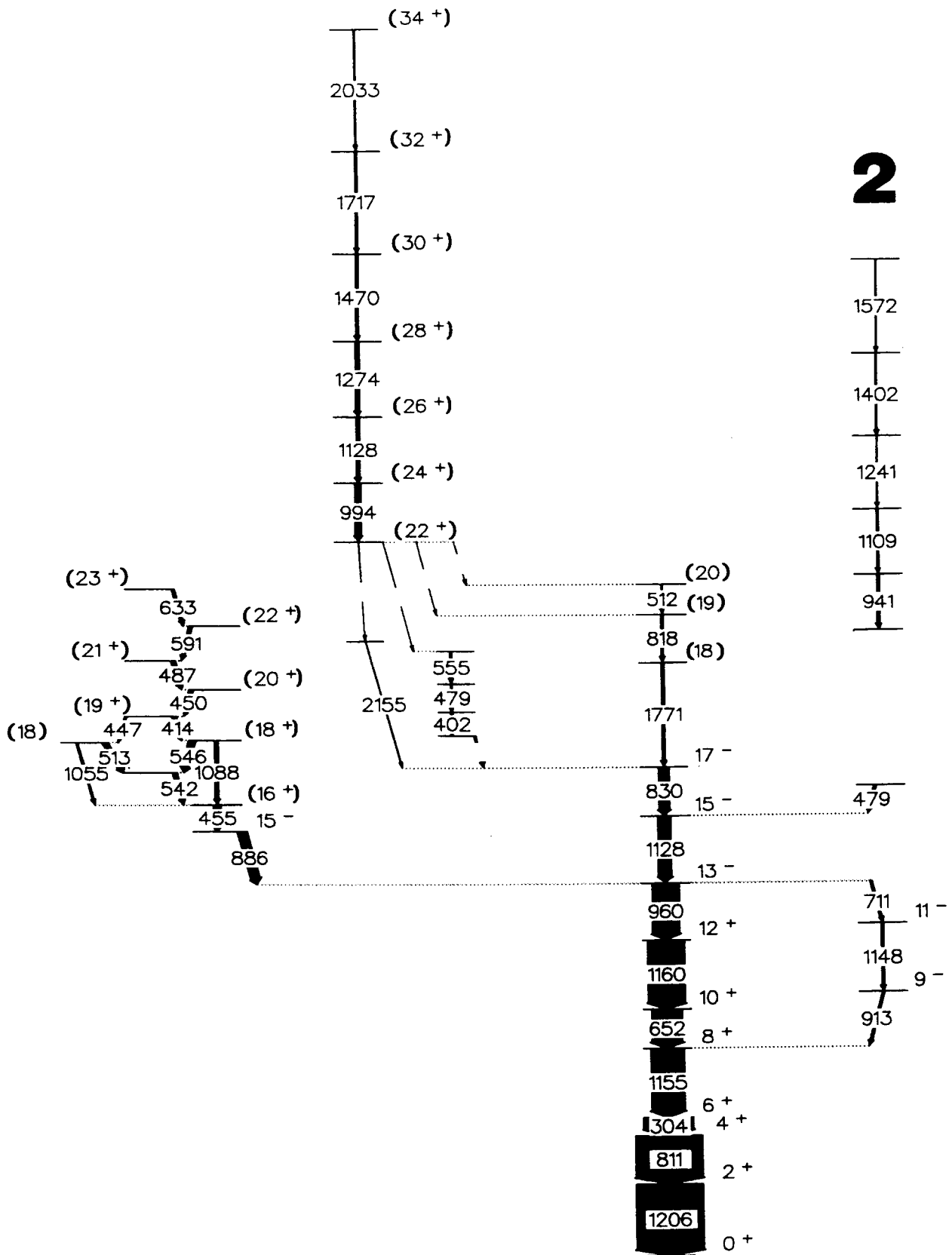
Fig. 3 Dynamic moments of inertia versus rotational frequency for the rotational bands in  $^{106,108}\text{Sn}$ .

Fig. 4 (a) Cranked Nilsson model calculations for  $^{106}\text{Sn}$ . The figure shows the energies of various configurations (minus a liquid drop energy) as a function of spin. Structures marked with an a are expected to have two signatures. The dotted line indicates the locus of yrast states. (b) An epsilon-gamma plot showing how the calculated nuclear shape evolves for the structure which terminates at spin  $34^+$ .





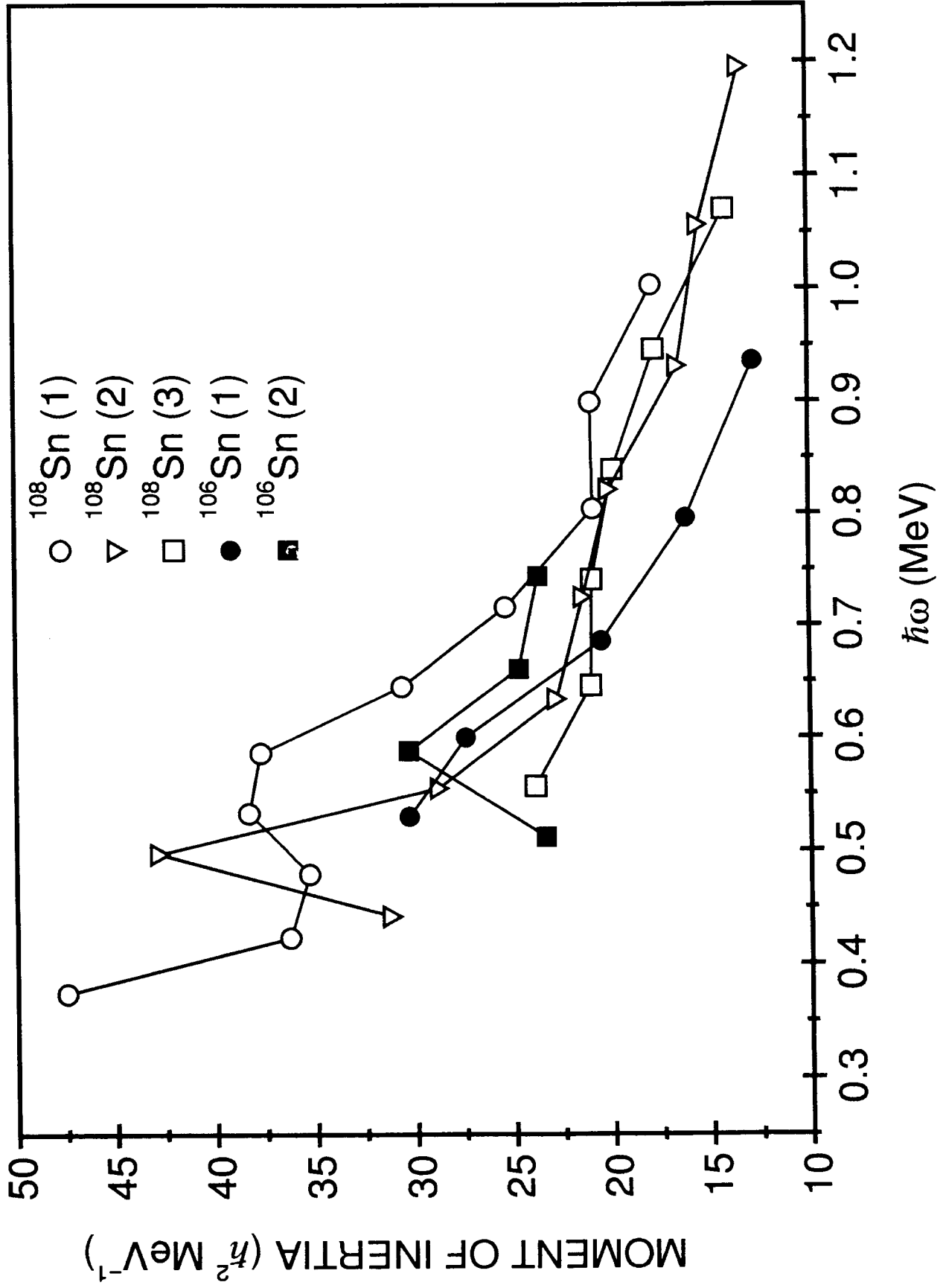
# 1

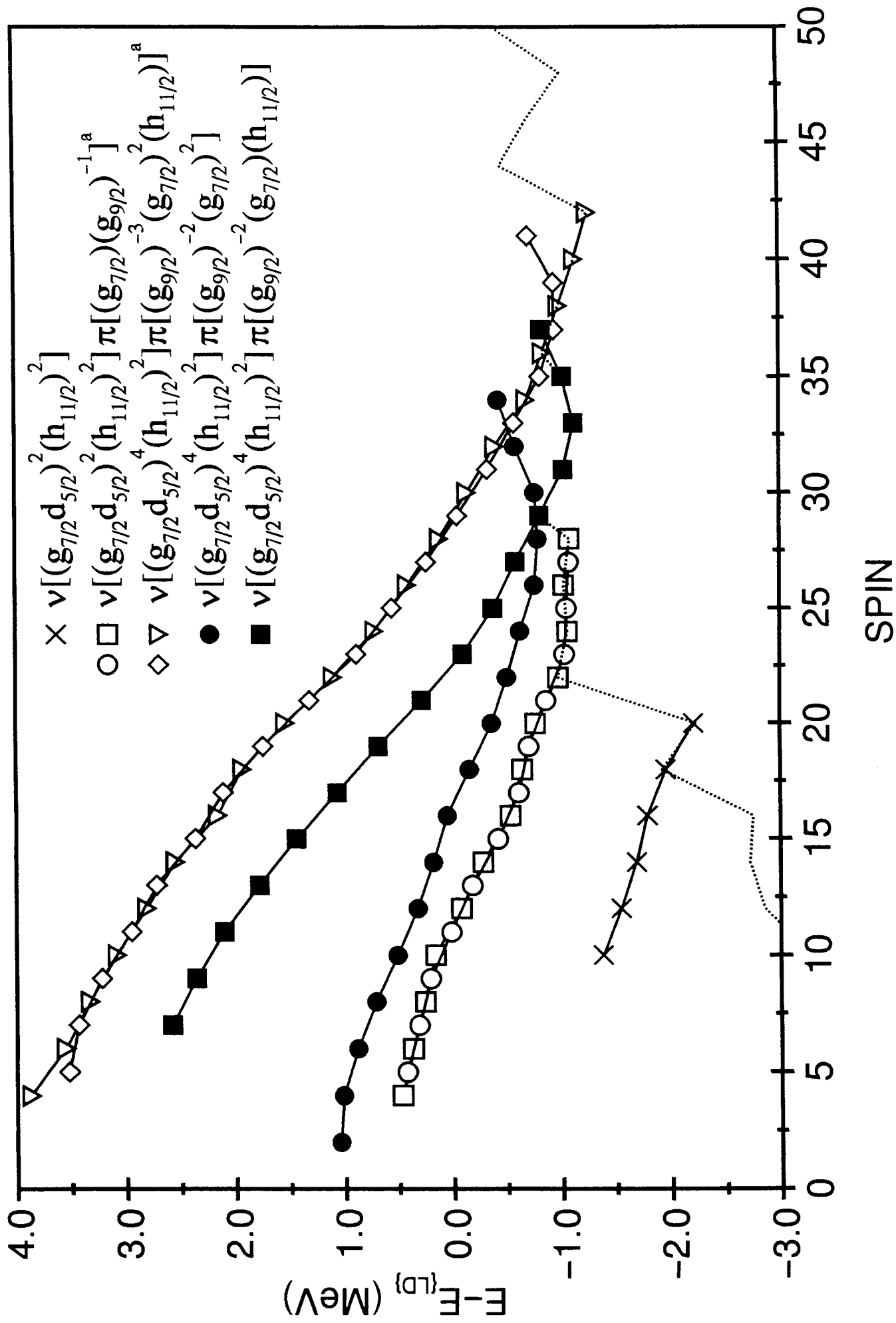


$^{106}\text{Sn}$

# 2







Calculated deformations:  $^{106}\text{Sn}$  Band 1

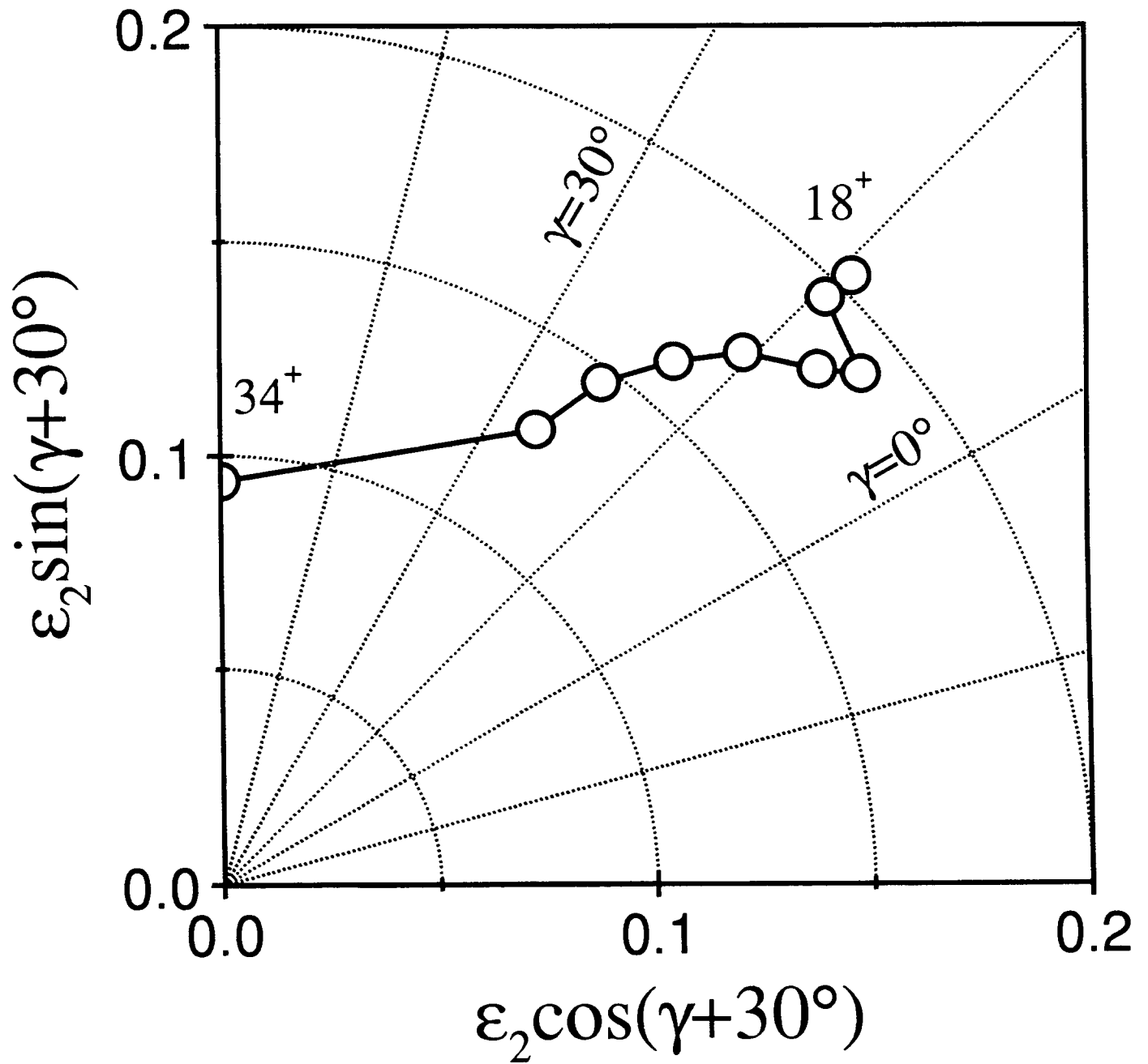


Fig.4b

