



Beyond the Standard Model Physics at the HL-LHC and HE-LHC

Report from Working Group 3 on the Physics of the HL-LHC, and Perspectives at the HE-LHC

Convenors:

*X. Cid Vidal*¹, *M. D’Onofrio*², *P. J. Fox*³, *R. Torre*^{4,5}, *K. A. Ulmer*⁶,

Contributors:

*A. Aboubrahim*⁷, *A. Albert*⁸, *J. Alimena*⁹, *B. C. Allanach*¹⁰, *M. Altakach*¹¹, *S. Amoroso*¹²,
*J. K. Anders*¹³, *J. Y. Araz*¹⁴, *A. Arbey*¹⁵, *P. Azzi*¹⁶, *I. Babounikau*¹⁷, *M. J. Baker*¹⁸, *D. Barducci*¹⁹,
*O. Baron*²⁰, *L. Barranco Navarro*²¹, *A. Bay*²², *D. Bhatia*²³, *S. Biswas*²⁴, *D. Bloch*²⁵, *D. Bogavac*²⁶,
*C. Borschensky*²⁷, *M. K. Bugge*²⁸, *D. Buttazzo*²⁹, *G. Cacciapaglia*¹⁵, *L. Cadamuro*³⁰, *A. Calandri*³¹,
*D. A. Camargo*³², *A. Canepa*³, *L. Carminati*^{33,34}, *S. Carrá*^{33,34}, *C. A. Carrillo Montoya*³⁵,
*A. Carvalho Antunes De Oliveira*³⁶, *F. L. Castillo*²¹, *V. Cavaliere*³⁷, *D. Cavalli*^{33,34}, *C. Cecchi*^{38,39},
*A. Celis*⁴⁰, *A. Cerri*⁴¹, *G. S. Chahal*^{42,43}, *S. V. Chekanov*⁴⁴, *H. J. Cheng*⁴⁵, *J. T. Childers*⁴⁴,
*M. Cirelli*⁴⁶, *O. Colegrove*⁴⁷, *G. Corcella*⁴⁸, *M. Corradi*^{49,50}, *M. J. Costa*²¹, *R. Covarelli*⁵¹,
*N. P. Dang*⁵², *A. Deandrea*⁵³, *S. De Curtis*⁵⁴, *H. De la Torre*⁵⁵, *L. Delle Rose*⁵⁶, *D. Del Re*^{49,57},
A. Demela^{33,34}, *S. Demers*⁵⁸, *R. Dermisek*⁵⁹, *A. De Santo*⁴¹, *B. Dey*⁶⁰, *J. Donini*⁶¹, *A. K. Duncan*⁶²,
*V. Dutta*⁴⁷, *C. Escobar*²¹, *L. Fano*^{38,39}, *G. Ferretti*⁶³, *J. Fiaschi*⁶⁴, *O. Fischer*⁶⁵, *T. Flacke*⁶⁶,
E. D. Frangipane^{67,68}, *M. Frank*¹⁴, *G. Frattari*^{49,50}, *D. Frizzell*⁶⁹, *E. Fuchs*⁷⁰, *B. Fuks*^{46,71},
*E. Gabrielli*⁷², *Y. Gao*², *J. E. García Navarro*²¹, *M. H. Genest*¹¹, *S. Giagu*^{49,50}, *G. F. Giudice*⁴,
*J. Goh*⁷³, *M. Gouzevitch*¹⁵, *P. Govoni*^{74,75}, *A. Greljo*⁴, *A. Grohsjean*¹⁷, *A. Gurrola*⁷⁶, *G. Gustavino*⁶⁹,
*C. Guyot*⁷⁷, *C. B. Gwilliam*², *S. Ha*⁷⁸, *U. Haisch*⁷⁹, *J. Haller*⁸⁰, *T. Han*⁸¹, *D. Hayden*⁵⁵,
*M. Heikinheimo*⁸², *U. Heintz*⁸³, *C. Hensens*⁴, *K. Hoepfner*⁸, *J. M. Hogan*^{83,84}, *P. Ilten*⁸⁵,
V. Ippolito^{49,50}, *A. Ismail*⁸⁶, *A. M. Iyer*⁸⁷, *S. Jain*²³, *L. Jeanty*⁸⁸, *T. Jezo*¹⁸, *W. Johns*⁷⁶,
*A. Kalogeropoulos*⁸⁹, *J. Karancsi*^{90,91}, *Y. Kats*⁹², *H. Keller*⁸, *A. Khanov*⁹³, *J. Kieseler*⁴, *B. Kim*⁹⁴,
*M. S. Kim*⁹⁵, *Y. G. Kim*⁹⁶, *M. Klasen*⁶⁴, *M. D. Klimek*⁹⁷, *R. Kogler*⁸⁰, *J. R. Komaragiri*⁹⁸,
*M. Krämer*⁹⁹, *S. Kubota*¹⁰⁰, *A. K. Kulesza*⁶⁴, *S. Kulkarni*¹⁰¹, *T. Lari*^{33,34}, *A. Ledovsky*¹⁰²,
*G. R. Lee*¹⁰³, *L. Lee*¹⁰⁴, *S. W. Lee*⁹⁴, *R. Leonardi*^{38,39}, *R. Les*¹⁰⁵, *I. M. Lewis*¹⁰⁶, *Q. Li*¹⁰⁷, *T. Li*¹⁰⁸,
I. T. Lim^{10,67}, *K. Lin*⁵⁵, *Z. Liu*^{3,20}, *K. Long*¹⁰⁹, *M. Low*³, *E. Lunghi*⁵⁹, *D. Madaffari*²¹,
*F. Mahmoudi*¹⁵, *D. Majumder*¹⁰⁶, *S. Malvezzi*⁷⁵, *M. L. Mangano*⁴, *E. Manoni*³⁹, *X. Marcano*¹¹⁰,
*A. Mariotti*¹¹¹, *M. Marjanovic*⁶¹, *D. Marlow*⁸⁹, *J. Martin Camalich*^{112,113}, *P. Matorras Cuevas*¹⁸,
*M. McCullough*⁴, *E. F. McDonald*¹¹⁴, *J. Mejia Guisao*¹¹⁵, *B. Mele*⁴⁹, *F. Meloni*¹²,
*I. -A. Melzer-Pellmann*¹⁷, *C. Merlassino*¹³, *A. B. Meyer*¹⁷, *E. Michielin*¹⁶, *A. J. Miller*¹⁰⁰,
*L. Mittnacht*¹¹⁶, *S. Mondal*^{82,95}, *S. Moretti*^{117,118}, *S. Mukhopadhyay*¹¹⁹, *B. P. Nachman*^{67,120},
*K. Nam*¹²¹, *M. Narain*⁸³, *M. Nardecchia*⁴, *P. Nath*⁷, *J. Navarro-González*²¹, *A. Nisati*^{49,50},
*T. Nitta*¹²², *D. L. Noel*¹²³, *J. P. Ochoa-Ricoux*¹²⁴, *H. Oide*^{5,125}, *M. L. Ojeda*¹⁰⁵, *S. Pagan Griso*^{67,120},
*E. Palencia Cortezon*¹²⁶, *O. Panella*^{38,39}, *P. Pani*¹², *L. Panizzi*¹²⁷, *L. Panwar*⁹⁸, *C. B. Park*⁶⁶,
J. Pazzini^{16,128}, *K. Pedro*³, *M. M. Perego*¹²⁹, *L. Perrozzi*¹³⁰, *B. A. Petersen*⁴, *G. Polesello*¹³¹,
A. Policicchio^{49,50}, *C. J. Potter*¹²³, *P. Pralavorio*³¹, *M. Presilla*^{16,128}, *J. Proudfoot*⁴⁴, *F. S. Queiroz*¹³²,
*G. Ramirez-Sanchez*¹¹⁵, *A. Reimers*⁸⁰, *S. Resconi*^{33,34}, *M. Rimoldi*¹³, *J. C. Rivera Vergara*¹²⁴,
*T. Rizzo*¹³³, *C. Rogan*¹⁰⁶, *F. Romeo*⁷⁶, *R. Rosten*²⁶, *R. Ruiz*^{43,134}, *J. Ruiz-Alvarez*¹³⁵, *J. A. Sabater
Iglesias*¹⁷, *B. Safarzadeh Samani*⁴¹, *S. Sagir*^{83,136}, *M. Saito*¹³⁷, *S. Saito*²³, *F. Sala*¹⁷, *C. Salazar*¹³⁵,

A. Savin¹⁰⁹, R. Sawada¹³⁷, S. Sawant²³, I. Schienbein¹¹, M. Schlaffer⁷⁰, B. Schneider³,
 S. C. Schuler⁸, C. D. Sebastiani^{49,50}, S. Sekmen⁹⁴, M. Selvaggi⁴, H. Serodio¹³⁸, L. Sestini¹⁶,
 B. Shakya¹³⁹, B. Shams Es Haghi⁸⁶, P. Sheldon⁷⁶, S. Shin^{140,141}, F. Simonetto^{16,128}, L. Soffi⁹⁷,
 M. Spannowsky¹⁴², J. Stupak⁶⁹, M. J. Sullivan², M. Sunder⁶⁴, Y. Takahashi¹⁸, H. Teagle²,
 K. Terashi¹³⁷, A. Tesi⁵⁴, A. Thamm⁴, K. Tobioka¹⁴³, P. Tornambe¹⁰⁰, F. Trovato⁴¹, D. Tsiakkouri¹⁴⁴,
 F. C. Ungaro¹¹⁴, A. Urbano¹⁴⁵, E. Usai⁸³, N. Vanegas¹³⁵, L. Vaslin⁶¹, C. Vázquez Sierra¹⁴⁶,
 I. Vivarelli⁴¹, M. Vranjes Milosavljevic¹⁴⁷, H. Waltari^{82,95,118}, R. Wang⁴⁴, X. Wang⁸⁶, M. S. Weber¹³,
 C. Weiland^{43,86}, M. Wielers¹¹⁷, J. M. Williams¹⁴⁸, S. Willocq¹⁰⁰, D. Xu⁴⁵, K. Yagyu¹⁴⁹, E. Yazgan⁴⁵,
 R. Ye⁹⁴, H. D. Yoo¹²¹, T. You^{123,150}, F. Yu^{116,151}, G. Zevi Della Porta¹⁵², W. Zhang⁸³, C. Zhu⁴⁵,
 X. Zhuang⁴⁵, J. Zobec¹³⁴, J. Zupan¹⁵³

¹ U. Santiago de Compostela, IGFAE, Campus Universitario Sur., ES-15782 Santiago de Compostela, Spain

² U. Liverpool, Dept. Phys., Oliver Lodge Lab, Oxford St., Liverpool L69 3BX, United Kingdom

³ Fermilab, P.O. Box 500, Batavia, IL 60510-0500, United States

⁴ CERN, Esplanade des Particules 1, CH-1211 Genève, Switzerland

⁵ INFN, Genoa, Via Dodecaneso, 33, I-16146 Genova, Italy

⁶ U. Colorado, Boulder, Dept. Phys., 390 UCB, Boulder, CO 80309, United States

⁷ Northeastern U., 360 Huntington Ave., Boston, MA 02115, United States

⁸ RWTH Aachen, Templergraben 55, 51056 Aachen, Germany

⁹ Ohio State U., Columbus, 1739 North High Street, Columbus, OH 43210, United States

¹⁰ U. Cambridge, DAMTP, Center for Mathematical Sciences, Wilberforce Road, Cambridge CB3 0WA, United Kingdom

¹¹ LPSC, Grenoble, 53, Avenue des Martyrs, F-38026 Grenoble CEDEX, France

¹² DESY, Zeuthen, Platanenallee 6, Germany

¹³ U. Bern, LHEP, Sidlerstrasse 5, CH-3012 Bern, Switzerland

¹⁴ Concordia U., Montreal, Dept. Phys., 7141 Sherbrooke St. W., SP-367.7, Montreal, Quebec H4B 1R6, Canada

¹⁵ IPNL, Lyon, Campus LyonTech-la-Doua, Bâtiment Paul Dirac, 4, rue Enrico Fermi, F-69622 Villeurbanne, Cedex, France

¹⁶ INFN, Padua, via Marzolo 8, I-35131 Padova, Italy

¹⁷ DESY, Hamburg, Notkestraße 85, 22607 Hamburg, Germany

¹⁸ U. Zurich, Phys. Inst., Winterthurerstrasse 190, CH-8057 Zürich, Switzerland

¹⁹ SISSA, Trieste, via Bonomea, 265, I-34136 Trieste, Italy

²⁰ U. Maryland, College Park, Dept. Phys., John S. Toll Physics Building, College Park, MD 20742, United States

²¹ IFIC, Valencia, Edificio Institutos de Investigación, c/ Catedrático José Beltrán, 2, E-46980 Paterna, Spain

²² EPFL, Lausanne, LPHE, BSP Cubotron, CH-1015 Lausanne, Switzerland

²³ TIFR, Mumbai, DHEP, Homi Bhabha Road, Colaba, 400005 Mumbai, India

²⁴ RKMVU, West Bengal, Ramakrishna Mission Vivekananda Universi, PO Belur Math, Howrah, West Bengal, 711202 INDIA, India

²⁵ IPHC, Strasbourg, 23, rue du Loess, BP-28, F-67037 Strasbourg Cedex 2, France

²⁶ U. Barcelona, IFAE, Campus UAB, Edifici Cn, E-08193 Bellaterra, Barcelona, Spain

²⁷ U. Tübingen, Dept. Phys., Geschwister-Scholl-Platz, 72074 Tübingen, Germany

²⁸ U. Oslo, Dept. Phys., P.O. Box 1048 Blindern, N-0316 Oslo 3, Norway, Norway

²⁹ INFN, Pisa, Edificio C - Polo Fibonacci Largo B. Pontecorvo, 3, I-56127 Pisa, Italy

³⁰ U. Florida, Gainesville, Dept. Phys., Gainesville, FL 32611, United States

³¹ CPPM, Marseille, 163, avenue de Luminy, Case 902, F-13288 Marseille Cedex 09, France

³² U. Fed. Rio Grande do Norte, Intl. Inst. Phys., Campus Universitario, Lagoa Nova, Natal-RN

59078-970, Brazil

³³ INFN, Milan, via Celoria 16, I-20133 Milano, Italy

³⁴ U. Milan, Dept. Phys., Via Celoria, 16, I-20133 Milano, Italy

³⁵ U. Andes, Bogota, Dept. Phys., Apartado Aereo 4976-12340, Carrera 1 18A-10, Colombia

³⁶ NICPB, Tallinn, Ravala 10, 10143 Tallinn, Estonia

³⁷ Brookhaven Natl. Lab., Dept. Phys., P.O. Box 5000, Upton, NY 11973-5000, United States

³⁸ U. Perugia, Dept. Phys., via A. Pascoli, I-06123 Perugia, Italy

³⁹ INFN, Perugia, Via A. Pascoli, I-06123 Perugia, Italy

⁴⁰ LMU Munich, Dept. Phys., Schellingstraße 4, 80799 München, Germany

⁴¹ U. Sussex, Brighton, Dept. Phys. Astron., Sussex House, Brighton BN1 9RH, United Kingdom

⁴² Imperial Coll., London, Dept. Phys., South Kensington campus, London, SW7 2AZ, United

Kingdom

⁴³ Durham U., IPPP, Ogden Centre for Fundamental Physics, South Road, Durham DH1 3LE, United

Kingdom

⁴⁴ Argonne Natl. Lab., HEP Div., 9700 S. Cass Avenue, Argonne, IL 60439-4815, United States

⁴⁵ CAS, IHEP, Beijing, 19B Yuquan Road, Shijingshan District, Beijing, 100049, China

⁴⁶ LPTHE, Paris, Boîte 126, T13-14 4ème étage, 4 place Jussieu, F-75252 Paris CEDEX 05, France

⁴⁷ UC, Santa Barbara, Dept. Phys., Broida Hall, Bldg. 572, Santa Barbara, CA 93106-9530, United

States

⁴⁸ INFN, LNF, Frascati, Via E. Fermi, 40, I-00044 Frascati (Roma), Italy

⁴⁹ INFN, Rome 1, Piazzale Aldo Moro, 2, I-00185 Roma, c/o Dipartimento di Fisica - Università degli

Studi di Roma "La Sapienza", Italy

⁵⁰ U. Rome 1, La Sapienza, Dept. Phys., Piazzale Aldo Moro 2, I-00185 Roma, Italy

⁵¹ INFN, Turin, via P. Giuria, 1, 10125 Torino, ITALY, Italy

⁵² U. Louisville, Dept. Phys., Louisville, KY 40292, United States

⁵³ U. Lyon 1, 43 Avenue du 11 novembre 1918, 69622 Villeurbanne cedex, France

⁵⁴ INFN, Florence, Via G. Sansone 1, I-50019 Sesto Fiorentino, Firenze, Italy

⁵⁵ Michigan State U., East Lansing, Dept. Phys. Astron., 3218 Biomedical Physical Science Building,

East Lansing, MI 48824, United States

⁵⁶ U. Florence, Dept. Phys. Astron., Via Sansone, 1, I-50019 Sesto Fiorentino, Italy

⁵⁷ U. Rome 1, La Sapienza, Piazzale Aldo Moro 5, I-00185 Roma, Italy

⁵⁸ Yale U., Dept. Phys., New Haven, CT 06520, United States

⁵⁹ Indiana U., Bloomington, Dept. Phys., Swain Hall West 117, 727 E. 3rd St., Bloomington, IN

47405-7105, United States

⁶⁰ CCNU, Wuhan, Inst. Part. Phys., No.152 Luoyu Road, Wuhan, Hubei 430079, China

⁶¹ LPC, Clermont-Ferrand, 4 Avenue Blaise Pascal, F-63177 Aubière, France

⁶² U. Glasgow, Sch. Phys. Astron., Kelvin Building, University Avenue, Glasgow G12 8QQ, Scotland,

United Kingdom

⁶³ Chalmers U. Technol., Gothenburg, S-402 20 Goteborg 5, Sweden

⁶⁴ U. Munster, Inst. Theor. Phys., Wilhelm-Klemm-Str. 9, 48149 Münster, Germany

⁶⁵ KIT, Karlsruhe, Kaiserstraße 12, 76131 Karlsruhe, Germany

⁶⁶ IBS, Daejeon, Institute for Basic Science, Yuseong-gu, Daejeon, 305-811, South Korea, South Korea

⁶⁷ LBNL, Berkeley, Div. Phys., 1 Cyclotron Road, 50R4049, Berkeley, CA 94720-8153 USA, United

States

⁶⁸ UCSC, Santa Cruz, Dept. Phys., 1156 High Street, Santa Cruz, CA 95064, United States

⁶⁹ U. Oklahoma, Norman, Dept. Phys. Astron., 440 W. Brooks, Norman, OK 73019St., United States

⁷⁰ Weizmann Inst. Sci., Rehovot, Fac. Phys., P.O. Box 26, Rehovot 76100, Faculty of Physics, Israel

⁷¹ Inst. U. de France, Institut Universitaire de France, 103 boulevard St. Michel, Paris, FRANCE,

France

⁷² U. Trieste, Dept. Phys., via A. Valerio n.2,1, I-34127 Trieste, Italy

- 73 Hanyang U., Seoul, Dept. Phys., Seoul 133-791, South Korea
- 74 U. Milan Bicocca, Dept. Phys., Piazza dell'Ateneo Nuovo 1, I-20126 Milano, Italy
- 75 INFN, Milan Bicocca, Edificio U2, Piazza della Scienza, 3, I-20126 Milano, Italy
- 76 Vanderbilt U., Dept. Phys. Astron., VU Station B # 351807, Nashville, TN 37235, United States
- 77 IRFU, Saclay, DPP, CEA - Saclay, F-91191 Gif sur Yvette Cedex, France
- 78 Korea U., Seoul, Seoul 136-701, South Korea
- 79 MPI Phys., Munich, Föhringer Ring 6, 80805 München, Germany
- 80 U. Hamburg, Inst. Exp. Phys., Luruper Chaussee 149, 22761 Hamburg, Germany
- 81 U. Pittsburgh, 4200 Fifth Avenue, Pittsburgh, PA 15260, United States
- 82 U. Helsinki, Dept. Phys., P.O. Box 64 (Vaino Auerin katu 11), 00014 Helsinki, Finland
- 83 Brown U., Dept. Phys., Box 1843, Providence, RI 02912, United States
- 84 Bethel Coll., Bethel College, 3900 Bethel Drive, St. Paul, MN 55112-6999, United States
- 85 U. Birmingham, Sch. Phys. Astron., Edgbaston, Birmingham B15 2TT, United Kingdom
- 86 U. Pittsburgh, Dept. Phys. Astron., 3941 O'Hara Street., Pittsburgh, PA 15260, United States
- 87 INFN, Naples, Complesso Universitario di Monte Sant'Angelo, Via Cintia, I-80126 Napoli, Italy
- 88 U. Oregon, Eugene, Dept. Phys., Willamette Hall, 1371 E. 13th Ave., Eugene, OR 97403, United States
- 89 Princeton U., Dept. Phys., P.O.Box 708, Princeton, NJ 08544-0708, United States
- 90 Hungarian Acad. Sci., Debrecen, Inst. Nucl. Res., Bem ter 18/C, 4001 Debrecen, Hungary
- 91 KLTE-ATOMKI, KLTE - ATOMKI Joint Institute of Physics, University of Debrecen, Kossuth University, H-4001 Debrecen, P.O. Box 51, HUNGARY, Hungary
- 92 Ben-Gurion U., Beer-Sheva, Dept. Phys., P.O. Box 653, Beer-Sheva 84105, Israel
- 93 OKState, Stillwater, Dept. Phys., 145 Physical Science Building 2, Stillwater, OK 74078-3072, United States
- 94 Kyungpook Natl. U., Daegu, Dept. Phys., 1370 San Kyuk-dong, Puk ku, Daegu 635, South Korea
- 95 Helsinki Inst. Phys., P.O. Box 64, 00014 University of Helsinki, FINLAND, Finland
- 96 Natl. U. Educ., Gwangju, 1-1 Punghyang-dong, Buk-Gu, Gwangju 500-703, South Korea
- 97 Cornell U., LEPP, Ithaca, NY 14853-5001, United States
- 98 Indian Inst. Sci., Bangalore, Bangalore 560012, Karnataka, India
- 99 RWTH, Aachen, Phys. Inst., Physikzentrum, Sommerfeldstrasse 14, Germany
- 100 UMass, Amherst, Dept. Phys., 1126 Lederle Graduate Research Tower, Amherst, MA 01003-4525, United States
- 101 OEAW, Vienna, Dr. Ignaz Seipel-Platz 2, 1010 Wien, Austria
- 102 U. Virginia, Charlottesville, Dept. Phys., 382 McCormick Rd., PO Box 400714, Charlottesville VA 22904-4714, United States
- 103 U. Bergen, Dept. Phys. Technol., Postboks 7800, N-5020 Bergen, Norway
- 104 Harvard U., 18 Hammond St., Cambridge, MA 02138, United States
- 105 U. Toronto, Dept. Phys., 60 St. George St., Toronto, Ontario M5S 1A7, Canada
- 106 U. Kansas, Lawrence, Dept. Phys. Astron., Malott Hall, 1251 Wescoe Hall Drive, Room 1082, Lawrence, KS 66045-7582, United States
- 107 Peking U., Beijing, SKLNPT, No.201, Chengfu Road, Haidian District, Beijing, 100871, China
- 108 Nankai U., Tianjin, Dept. Phys., Tianjin, Hebei 300071, China
- 109 U. Wisconsin, Madison, Dept. Phys., Room 2320 Chamberlin Hall, 1150 University Avenue, Madison, WI 53706-1390, United States
- 110 LPT, Orsay, UMR8627, CNRS, Univ. Paris-Sud, Université Paris-Saclay, F-91405 Orsay Cedex, France
- 111 Vrije U. Brussels, Dept. Phys. Astrophys., Pleinlaan 2, B-1050 Elsene, Belgium
- 112 U. Laguna, Tenerife, Dept. Phys., Avda. Astrofisico Fco. Sanchez s/n, 38206 La Laguna - Santa Cruz de Tenerife, Spain
- 113 IAC, La Laguna, C/ Via Lactea, s/n, E-38205 La Laguna (Tenerife), Spain

- 114 ARC, CoEPP, Melbourne, David Caro Building, University of Melbourne, Parkville, VIC 3010, Australia
- 115 CINVESTAV, Mexico, Col. San Pedro Zacatenco, 07360 Mexico, DF, Av. Instituto Politécnico Nacional, Mexico
- 116 U. Mainz, PRISMA, Duesbergweg 10-14, 55128 Mainz, Germany
- 117 RAL, Didcot, Harwell Oxford, Didcot OX110QX, United Kingdom
- 118 U. Southampton, Phys. Astron., Highfield, Southampton S017 1BJ, United Kingdom
- 119 IACS, Kolkata, Dept. Theor. Phys., 2A & 2B Raja S.C. Mullick Road, Jadavpur, Kolkata 700032, India
- 120 UC, Berkeley, Dept. Phys., 366 Le Conte Hall, #7300, Berkeley, CA 94720-7300, United States
- 121 Seoul Natl. U., CTP, San 56-1, Shinrim-dong, Kwanak-gu, Seoul 151-742, South Korea
- 122 Waseda U., Tokyo, Dept. Phys., High Energy Physics Lab, 3-4-1 Okubo, Shinjuku-ku, Tokyo 169-8555, Japan
- 123 U. Cambridge, Cavendish Lab., Madingley Road, Cambridge CB3 0HE, United Kingdom
- 124 Pontificia U. Catol. Chile, Santiago, Dept. Phys., Vicuña Mackenna 4860, Santiago 7820436, Chile
- 125 U. Genoa, Dept. Phys., via Dodecaneso, 33, I-16146 Genova, Italy
- 126 U. Oviedo, Dept. Phys., E-33007 Oviedo, Campus de Llamaquique. C/ Calvo Sotelo, Spain
- 127 Uppsala U., Dept. Phys. Astron., Box 516, S-75120 Uppsala, Sweden
- 128 U. Padua, Dept. Phys., via Marzolo, 8, I-35100 Padova, Italy
- 129 LAL, Orsay, Centre Scientifique d'Orsay, Bâtiment 200 - BP 34, F-91898 Orsay cedex, France
- 130 ETH, Zurich, Dept. Phys., CH-8093 Zürich, Schafmattstrasse 16, Switzerland
- 131 INFN, Pavia, Via Agostino Bassi, 6, I-27100 Pavia, Italy
- 132 U. Fed. Rio Grande do Norte, Univ. Federal do Rio Grande do Norte, Campus Universitario Lagoa Nova, C.P 1661, Depto. de Física, CEP 59072-970, Natal, Brazil, Brazil
- 133 SLAC, 2575 Sand Hill Road, Menlo Park, CA 94025-7090, United States
- 134 Cathol. U. Louvain, CP3, 2, Chemin du Cyclotron, B-1348 Louvain-la-Neuve, Belgium
- 135 Antioquia U., Universidad de Antioquia, Instituto de Física, Grupo de Fenomenología, de Interacciones Fundamentales, P.O. Box 1226, Medellín, COLOMBIA, Colombia
- 136 Karamanoglu Mehmetbey U., Karaman, Yunus Emre Campus, 70100 Karaman, Turkey
- 137 U. Tokyo, ICEPP, 7-3-1 Hongo, Bunkyo-ku, Tokyo 113, Japan
- 138 Lund U., THEP, Solvegatan 14A, SE-223 62 Lund, Sweden
- 139 UC, Santa Cruz, SCIPP, 1156 High Street, Santa Cruz, CA 95064, United States
- 140 Chicago U., EFI, 5640 S. Ellis Avenue, RI-183, Chicago, IL 60637 USA, United States
- 141 Yonsei U., Dept. Phys., 134 Sinchon-dong, Sudaemoon-gu, Seoul 120-749, South Korea
- 142 Durham U., Dept. Phys., South Road, Durham DH1 3LE, United Kingdom
- 143 Florida State U., Tallahassee, Dept. Phys., Tallahassee, FL 32306-4350, United States
- 144 U. Cyprus, Nicosia, Dept. Phys., Dept. of Physics, P.O. Box 20537, Nicosia CY, Cyprus
- 145 INFN, Trieste, Padriciano 99, I-34012 Trieste, Italy
- 146 Nikhef, Amsterdam, Science Park 105, 1098 XG Amsterdam, Netherlands
- 147 Institute of Physics, University of Belgrade
- 148 MIT, Cambridge, 77 Massachusetts Avenue, Cambridge, MA 02139-4307, United States
- 149 Seikei U., 3-3-1 Kichijoji, Kitamachi, Musashino City, Tokyo 180-8633 JAPAN, Japan
- 150 U. Cambridge, Cambridge CB2 1TN, United Kingdom
- 151 U. Mainz, Inst. Phys., Staudingerweg 7, 55128 Mainz, Germany
- 152 UC, San Diego, Dept. Phys., 9500 Gilman Dr. La Jolla, CA 92093-0319, United States
- 153 U. Cincinnati, Dept. Phys., 400 Geology/Physics Bldg., Cincinnati, OH 45221-0377, United States

Abstract

This is the third out of five chapters of the final report [1] of the Workshop on *Physics at HL-LHC, and perspectives on HE-LHC* [2]. It is devoted to the study of the potential, in the search for Beyond the Standard Model (BSM) physics, of the High Luminosity (HL) phase of the LHC, defined as 3 ab^{-1} of data taken at a centre-of-mass energy of 14 TeV, and of a possible future upgrade, the High Energy (HE) LHC, defined as 15 ab^{-1} of data at a centre-of-mass energy of 27 TeV. We consider a large variety of new physics models, both in a simplified model fashion and in a more model-dependent one. A long list of contributions from the theory and experimental (ATLAS, CMS, LHCb) communities have been collected and merged together to give a complete, wide, and consistent view of future prospects for BSM physics at the considered colliders. On top of the usual *standard candles*, such as supersymmetric simplified models and resonances, considered for the evaluation of future collider potentials, this report contains results on dark matter and dark sectors, long lived particles, leptoquarks, sterile neutrinos, axion-like particles, heavy scalars, vector-like quarks, and more. Particular attention is placed, especially in the study of the HL-LHC prospects, to the detector upgrades, the assessment of the future systematic uncertainties, and new experimental techniques. The general conclusion is that the HL-LHC, on top of allowing to extend the present LHC mass and coupling reach by 20 – 50% on most new physics scenarios, will also be able to constrain, and potentially discover, new physics that is presently unconstrained. Moreover, compared to the HL-LHC, the reach in most observables will generally more than double at the HE-LHC, which may represent a good candidate future facility for a final test of TeV-scale new physics.

Contents

1	Introduction and overview	10
1.1	Analysis methods and objects definitions	12
1.1.1	ATLAS and CMS performance	13
1.1.2	LHCb performance	14
1.2	Treatment of systematic uncertainties	14
2	Supersymmetry	16
2.1	Searches for gluinos and third generation squarks	17
2.1.1	Gluino pair production at HL- and HE-LHC	17
2.1.2	Third generation squarks at HL-LHC	19
2.1.3	Implications of a stop sector signal at the HL-LHC	21
2.2	Searches for charginos and neutralinos	23
2.2.1	Chargino pair production at HL-LHC	24
2.2.2	Chargino-Neutralino searches in multileptons at HL-LHC	26
2.2.3	Chargino-Neutralino production in the $Wh \rightarrow \ell\nu b\bar{b}$ channel at HL-LHC	27
2.2.4	Chargino-Neutralino searches with same-charge dilepton final states at HL-LHC	29
2.2.5	Searches for SUSY models with compressed electroweakino mass spectra at HL-LHC	32
2.2.6	Multileptons from resonant electroweakinos in left-right SUSY at HL- and HE-LHC	37
2.3	Searches for Staleptons: stau pair production at HL-LHC	41
2.3.1	Searches for $\tilde{\tau}$ pair production in the hadronic channel ($\tau_h\tau_h$) at ATLAS	41
2.3.2	Searches for $\tilde{\tau}$ pair production in the $\tau_h\tau_h$ and $\tau_\ell\tau_h$ channels at CMS	44
2.3.3	Remarks on stau pair production searches	46
2.4	Other SUSY signatures and implications on SUSY models	47
2.4.1	SUSY discovery potential at HL- and HE-LHC	47
2.4.2	Natural SUSY at HL- and HE-LHC	48
2.4.3	The pMSSM at HL- and HE-LHC	52
2.4.4	Z' bosons in supersymmetric and leptophobic scenarios at HL- and HE-LHC	55
3	Dark Matter and Dark Sectors Searches	60
3.1	Dark Matter and Jets	61
3.1.1	Studies on the sensitivity to Dark Matter of the monojet channel at HL-LHC	61
3.1.2	Monojet Signatures from Heavy Coloured Particles at HL- and HE-LHC	63
3.1.3	Searching for Electroweakinos in monojet final states at HL- and HE-LHC	66
3.2	Dark Matter and Heavy Flavour	68
3.2.1	Associated production of dark matter and heavy flavour quarks at HL-LHC	68
3.2.2	Production of dark matter in association with top quarks at HL- and HE-LHC	71
3.2.3	Dark matter production in single-top events at HL-LHC	74
3.2.4	Four-top signatures at the HL-LHC	76
3.3	Dark Matter and Electroweak Bosons	79
3.3.1	Dark matter produced in association with a Z boson at HL-LHC	79
3.3.2	Dark matter searches in mono-photon and $VBF+E_T^{\text{miss}}$ final states at HL-LHC	80
3.3.3	Search for Higgs portal dark matter models at HL- and HE-LHC	86

3.3.4	Singlet dark matter with slepton-like partners at HL- and HE-LHC	89
3.4	Dark sectors	92
3.4.1	Prospects for dark-photon at the HL-LHCb	93
3.4.2	Long-lived dark-photon decays into displaced muons at HL-LHC	96
3.4.3	Searching for dark photons via Higgs-boson production at the HL- and HE-LHC	99
4	Long Lived Particles	102
4.1	Disappearing Tracks	103
4.1.1	Prospects for disappearing track analysis at HL-LHC	103
4.1.2	Complementarities between LHeC and HL-LHC for disappearing track searches	105
4.1.3	Searching for Electroweakinos with disappearing tracks analysis at HL- and HE-LHC	107
4.2	Displaced Vertices	108
4.2.1	LLP decaying to a Displaced Vertex and E_T^{miss} at HL-LHC	108
4.2.2	Displaced muons at HL-LHC	111
4.2.3	LLPs decaying into muons and jets at the HL-LHC	113
4.2.4	LLPs decaying into dijets at the HL-LHC	115
4.3	Heavy Stable Charged Particles at HL-LHC	116
4.3.1	Heavy stable charged particle search with time of flight measurements	116
4.3.2	Heavy stable charged particle search with energy loss	118
4.4	Additional examples of specialised techniques for LLP at HL-LHC	119
4.4.1	Fast timing signatures for long-lived particles	120
4.4.2	Jets reconstruction techniques for neutral LLPs	123
5	High- p_T signatures from flavour	125
5.1	Heavy neutrino	125
5.1.1	Neutrino mass models at the HL- and HE-LHC	125
5.1.2	Like-sign dileptons with mirror type composite neutrinos at the HL-LHC	133
5.1.3	Search for heavy composite Majorana neutrinos at the HL- and the HE-LHC	137
5.2	Leptoquarks and Z'	140
5.2.1	Leptoquark searches in $t+\tau$ and $t+\mu$ decays at HL-LHC	141
5.2.2	Z' and leptoquarks for B decay anomalies at HL- and HE-LHC	142
5.2.3	Search for leptoquarks decaying to τ and b at HL-LHC	146
5.2.4	HE-LHC sensitivity study for leptoquarks decaying to $\tau + b$	148
5.3	High p_T implications of flavour anomalies	149
5.3.1	EFT analysis	150
5.3.2	Constraints on simplified models for $b \rightarrow c\tau\nu$	151
5.3.3	Constraints on simplified models for $b \rightarrow sll$	154
6	Other BSM signatures	156
6.1	Spin 0 and 2 resonances	156
6.1.1	Resonant double Higgs production in the $4b$ final state at the HL-LHC	157
6.1.2	VBF production of resonances decaying to HH in the $4b$ final state at HL-LHC	159
6.1.3	Heavy Higgs bosons in models with vector-like fermions at the HL- and HE-LHC	162
6.1.4	Heavy singlet scalars at HL- and HE-LHC	168

6.1.5	Relaxion at the HL-LHC	171
6.1.6	The HL-LHC and HE-LHC scope for testing compositeness of 2HDMs	174
6.1.7	Axion-like particles at the HL- and HE-LHC	177
6.1.8	Search for light pseudoscalar with taus at HL-LH	180
6.1.9	Colour octet scalar into gluons and photons at HL-LHC	182
6.2	Spin 1 resonances	185
6.2.1	Precision predictions for new dilepton and $t\bar{t}$ resonances at HL- and HE-LHC	185
6.2.2	Searching for a RS gluon resonance in $t\bar{t}$ at the HL- and HE-LHC	188
6.2.3	$Z' \rightarrow t\bar{t}$ searches at HL-LHC	189
6.2.4	High mass dilepton ($ee, \mu\mu, \tau\tau$) searches at the HE-LHC	191
6.2.5	Prospects for $Z' \rightarrow e^+e^-, \mu^+\mu^-$ searches at the HL- and HE-LHC	194
6.2.6	$W' \rightarrow e\nu, \mu\nu$ or $tb, t \rightarrow b\ell\nu$ searches at HL-LHC	197
6.2.7	HL- and HE-LHC sensitivity to 2HDMs with $U(1)_X$ Gauge Symmetries	201
6.2.8	Z' discrimination at HE-LHC in case of an evidence/discovery after the HL-LHC	204
6.3	Spin 1/2 resonances	207
6.3.1	Search for excited leptons at HL-LHC	207
6.3.2	VLQs at HL- and HE-LHC: discovery and characterisation	209
6.4	Signature based analyses	212
6.4.1	Coloured Resonance Signals at the HL- and HE-LHC	212
6.4.2	Precision searches in dijets at the HL- and HE-LHC	215
6.4.3	Dissecting heavy diphoton resonances at HL- and HE-LHC	219
6.4.4	Prospects for diboson resonances at the HL- and HE-LHC	222
6.4.5	Prospects for Boosted Object Tagging with Timing Layers at HL-LHC	225
6.4.6	High mass resonance searches at HE-LHC using hadronic final states	227
6.4.7	On the power (spectrum) of HL/HE-LHC	229
7	Conclusions and Outlook	233
8	Acknowledgements	238

1 Introduction and overview

The LHC physics program represents one of the most successful experimental programs in Science, and has been rewarded as such with the discovery, in 2012, of the Higgs boson [3, 4]. However, this discovery was only one of the targets of the LHC, which aims at constraining, and possibly discovering, an incredible variety of new physics (NP) scenarios with imprints at the TeV scale. In order to fully profit from the LHC potential, an upgrade of its luminosity [5, 6], together with consistent upgrades of the major experiments [7, 8], has already been approved by the CERN Council [9]. The High Luminosity LHC (HL-LHC) upgrade will eventually collect an integrated luminosity of 3 ab^{-1} of data in pp collisions at a centre-of-mass (c.o.m.) energy of 14 TeV, which should maximise the LHC potential to uncover new phenomena.

The lack of indications for the presence of NP so far may imply that either NP is not where we expect it, or that it is elusive. The first case should not be seen as a negative result. Indeed the theoretical and phenomenological arguments suggesting NP close to the electroweak (EW) scale are so compelling, that a null result should be considered itself as a great discovery. This would shake our grounds, falsifying some of the paradigms that guided research in fundamental physics so far. In the second case, while these paradigms would be vindicated, Nature may have been clever in protecting its secrets. It may be hiding the NP at slightly higher masses or lower couplings than we expected or, perhaps, in more compressed spectra and involved signatures, making it extremely difficult to address experimentally. Both cases would lead to a discovery happening at the edge of the LHC potential, with little space left for identifying the new particles, or the new paradigms.

These considerations drove, in the last few years, intense activity worldwide to assess the future of collider experiments beyond the HL-LHC. Several proposals and studies have been performed, also in the view of the forthcoming update of the European Strategy for Particle Physics (ESPP), that will take place in 2019-2020. Several options for future colliders have been and are being considered, such as future lepton colliders, either linear e^+e^- machines like ILC [10–14] and CLIC [15, 16], or circular e^+e^- ones like FCC-ee/TLEP [17] and CepC [18, 19] and $\mu^+\mu^-$ accelerators like MAP [20] and LEMMA [21, 22], or hadron pp colliders such as a 27 TeV c.o.m. upgraded HE-LHC [23], a 50 – 100 TeV SppC [18, 19], and a 100 TeV FCC-hh [24–28]. Comparing the physics potentials, the needed technology and prospects for its availability, and the cost to benefit ratio of such machines is extremely challenging, but also very timely. The proposal for an e^-p collider, the LHeC [29], is also being considered to further upgrade the HL-LHC with a 60 GeV energy, high current electron beam by using novel Energy Recovery Linear Accelerator (ERL) techniques. The same facility could be hosted at the FCC [24].

A crucial ingredient to allow a comparison of proposed future machines is the assessment of our understanding of physics at the end of the HL-LHC program. Knowing which scenarios remain open at the end of the approved HL-LHC allows one to set standard benchmarks for all the interesting phenomena to study, that could be used to infer the potential of different future machines. Moreover, in the perspective of pushing the LHC program even further, one may wonder if the LHC tunnel and the whole CERN infrastructure, together with future magnet technology, could be exploited to push the energy up into an unexplored region with the HE-LHC, that could collect an integrated luminosity of 15 ab^{-1} .

These two points are the foundations of the Workshop on *Physics at HL-LHC, and perspectives on HE-LHC* [2], that has been devoted, between 2017 and 2018, to the study of the physics potential of the HL- and HE-LHC. This document is the third out of five chapters of the final report [1] of the Workshop. In this chapter, the attention is focused on beyond the SM (BSM) phenomena, one of the key reasons to continue to pursue an hadron collider physics program.

Naturalness, also often referred to as the Hierarchy Problem (HP), is the main motivation to expect new physics close to the EW scale. This theoretical puzzle can be understood in different ways: from a more technical perspective, it refers to radiative corrections to the Higgs mass parameter, which can

receive contributions from new physics present up at ultraviolet (UV) scales. We have at least one important example: the scale at which gravity becomes strongly coupled, usually identified with the Planck scale, M_{Pl} . From a more conceptual point of view it can be phrased as the question why is the Fermi constant $G_F \approx 1.2 \cdot 10^{-5} \text{GeV}^{-2}$ (EW scale $v = 246 \text{ GeV}$) so much bigger (smaller) than the Newton constant $G_N \approx 6.7 \cdot 10^{-39} \text{GeV}^{-2}$ (Planck scale $M_{\text{Pl}} = 1.22 \cdot 10^{19} \text{ GeV}$).

Despite the different ways of phrasing and understanding the HP, its importance is intimately related to our reductionist approach to physics and our understanding of effective field theory. We do not expect the infrared (IR) physics, *i.e.* for instance at the energies that we are able to probe at colliders, to be strongly affected by the details of the UV theory. Therefore, unless Naturalness is only an apparent problem and has an anthropic explanation, or it is just the outcome of the dynamical evolution of our universe, all of its solutions are based on mechanisms that screen the effects of UV physics from the IR, by effectively reducing the UV cut-off to the TeV scale.

Such mechanisms can be dynamical, similarly to what occurs for the QCD scale, or can instead arise from extended space-time symmetries, such as in Supersymmetry (SUSY) or in Extra Dimensions (ED). All of these solutions share the prediction of new degrees of freedom close to the EW scale. How close is determined by where we are willing to push the UV scale, still accepting IR parameters to strongly dependent on it. In other words, it depends on the level of cancellation between different UV parameters that we are willing to accept to reproduce the observed IR parameters. Nature gives few examples of such large cancellations, which could be a few percent accidents, but are never far below the percent level. The LHC is a machine designed to test such cancellations at the percent level in most of the common solutions to the HP. There are some exceptions, as for instance in models where the so-called top partners are neutral under the SM colour group, where the LHC can only probe the few-to-10% region. Obviously, tests of our understanding of Naturalness pass through three main approaches, addressed in the first four chapters of this report. The first is the precise test of the SM observables, both in the EW and QCD sectors, discussed in the first chapter [30], and in the flavour sector, discussed in the fourth chapter [31]; the second is the study of the properties of the Higgs boson, presented in the second chapter [32]; the third is the direct search for new physics, which is the topic of this chapter.

Since the top quark is the particle that contributes the most to the radiative correction to the Higgs mass, the main prediction of the majority of models addressing the HP is the existence of coloured particles “related” to the top quark, that can generally be called “top-partners”. These may be scalars, like the top squarks (stops) in SUSY, or (vector-like) fermions, like in models of Higgs compositeness. These particles have to be light for Naturalness to be properly addressed and, due to their strong production cross section, they are among the primary signatures of Naturalness at hadron colliders. To address the HP other particles have to be light too, such as for instance the gluinos in SUSY, that in turn affect the stops masses, and the EW partners of the Higgs boson. However, while the gluino profits from a strong production cross section at hadron colliders, the EW sector remains much more difficult to test, due to the smaller cross sections. All these signatures, together with others, less tightly related to Naturalness, are studied in details in this report.

Dark Matter (DM) is one of the big puzzles of fundamental physics. While there is stunning evidence for its existence, in the form of non-baryonic contribution to the matter abundance in the Universe, there are no particular indications on what it actually is. This is due to the fact that, so far, we have only probed it through its gravitational interactions, which tell us about its abundance, but do not tell us anything about its form. It could be made of particles, but this is not the only option. However, if DM is made of weakly interacting massive particles (WIMPs), then the observed abundance can only be reproduced for a relatively small window in its mass/coupling parameter space, which turns out to lie roughly in the ten GeV to ten TeV range, making it relevant for collider experiments.

Several theoretical constructions addressing the HP also naturally predict a WIMP DM candidate. The most notable is SUSY, where EW neutral fermionic partners of the Higgs and the SM gauge bosons, the neutralinos, could be, in proper regions of the parameter space, good WIMPs. Another compelling

paradigm for DM that may be relevant for collider experiments is that of the so-called Minimal Dark Matter (MDM), that corresponds to neutral particles belonging to EW multiplets that remains stable due to accidental symmetries. The simplest examples are just the wino and higgsino DM candidates arising in SUSY, but larger multiplets are also allowed. In this case the DM mass required to provide the observed abundance grows with the dimension of the EW group representation (multiplet) and usually lies between one to ten TeV. Therefore, a coverage of the whole MDM window provides a good benchmark for future hadron colliders, such as the HE-LHC or the FCC-hh (see Ref. [28] for prospect studies of MDM at a 100 TeV collider).

Finally, the third big mystery of the SM is flavour. Why are there such big hierarchies among fermion masses, and how do neutrino masses arise? These are two of the most compelling questions of fundamental physics. The generation of the flavour structure of the SM (the Yukawa couplings) and of the neutrino masses may be tied to a scale much above the EW scale. Thus, precision flavour observables are the most sensitive window to high-scale UV physics. Indeed, the ability of LHC experiments, with a leading role of LHCb in this context, to observe extremely rare flavour transitions, allows one to set constraints on new physics corresponding to scales of hundreds, or even thousands of TeV, completely inaccessible to direct searches.

Flavour transitions indirectly constraining NP at the TeV scale and above, have a crucial interplay with direct searches for the particles that may induce such transitions. A clear example of this interplay is given by the recent flavour anomalies in neutral and charged current B decays (R_K - R_{K^*} , R_D - R_{D^*} , *etc.*) which are discussed at length in the fourth chapter of this report [31]. Due to the relevance of such anomalies at the time of writing this report, prospect studies on high transverse momentum particles, as vector resonances or lepto-quarks (LQ), that could explain them, are presented by both working groups.

Concerning neutrino masses, the seesaw mechanism predicts the existence of heavy (sterile) neutrinos that can provide, in particular regions of the parameter space, peculiar signatures with several leptons in the final state. These neutral particles, coupled to leptons, can also arise in cascade decays of heavy right-handed charged gauge bosons. Whether produced directly, or in decays, the HL- and HE-LHC will be able to significantly reduce the parameter space of models predicting heavy neutrinos.

The report is not structured based on a separation of the HL-LHC from the HE-LHC studies, since several analyses were done for both options, and showing them together allows for a clearer understanding. However, when summarising our results in Section 7, we present conclusions separately for HL- and HE-LHC. The report is organised as follows. The introductory part includes a brief discussion of the future detector performances in analysis methods and objects identification and of the projected systematic uncertainties. Section 2 is devoted to the study of SUSY prospects. Section 3 shows projections for DM and Dark Sectors. Section 4 contains studies relevant for Long Lived Particles (LLPs). Section 5 presents prospects for high- p_T signatures in the context of flavour physics. Section 6 is devoted to resonances, either singly or doubly produced, and to other BSM signatures. Finally, in Section 7 we present our conclusions, with a separate executive summary of the HL- and HE-LHC potentials.

1.1 Analysis methods and objects definitions

Different approaches have been used by the experiments and in theoretical prospect studies, hereafter named projections, to assess the sensitivity in searching for new physics at the HL-LHC and HE-LHC. For some of the projections, a mix of the approaches described below is used, in order to deliver the most realistic result. The total integrated luminosity for the HL-LHC dataset is assumed to be 3 ab^{-1} at a c.o.m. energy of 14 TeV. For HE-LHC studies the dataset is assumed to be 15 ab^{-1} at a c.o.m. of 27 TeV. The effect of systematic uncertainties is taken into account based on the studies performed for the existing analyses and using common guidelines for projecting the expected improvements that are foreseen thanks to the large dataset and upgraded detectors, as described in Section 1.2.

Detailed-simulations are used to assess the performance of reconstructed objects in the upgraded detectors and HL-LHC conditions, as described in Sections 1.1.1 and 1.1.2. For some of the projections, such simulations are directly interfaced to different event generators, parton showering (PS) and hadronisation generators. Monte Carlo (MC) generated events are used for SM and BSM processes, and are employed in the various projections to estimate the expected contributions of each process.

Extrapolations of existing results rely on the existent statistical frameworks to estimate the expected sensitivity for the HL-LHC dataset. The increased c.o.m. energy and the performance of the upgraded detectors are taken into account for most of the extrapolations using scale factors on the individual processes contributing to the signal regions. Such scale factors are derived from the expected cross sections and from detailed simulation studies.

Fast-simulations are employed for some of the projections in order to produce a large number of Monte Carlo events and estimate the reconstruction efficiency for the upgraded detectors. The upgraded CMS detector performance is taken into account encoding the expected performance of the upgraded detector in DELPHES [33], including the effects of pile-up interactions. Theoretical contributions use DELPHES [33] with the commonly accepted HL-LHC card corresponding to the upgraded ATLAS and CMS detectors.

Parametric-simulations are used for some of the projections to allow a full re-optimisation of the analysis selection criteria that benefit from the larger available datasets. Particle-level definitions are used for electrons, photons, muons, taus, jets and missing transverse momentum. These are constructed from stable particles from the MC event record with a lifetime larger than 0.3×10^{-10} s within the observable pseudorapidity range. Jets are reconstructed using the anti- k_t algorithm [34] implemented in the Fastjet [35] library, with a radius parameter of 0.4. All stable final-state particles are used to reconstruct the jets, except the neutrinos, leptons and photons associated to W or Z boson or τ lepton decays. The effects of an upgraded ATLAS detector are taken into account by applying energy smearing, efficiencies and fake rates to generator level quantities, following parameterisations based on detector performance studies with the detailed simulations. The effect of the high pileup at the HL-LHC is incorporated by overlaying pileup jets onto the hard-scatter events. Jets from pileup are randomly selected as jets to be considered for analysis with $\sim 2\%$ efficiency, based on studies of pile-up jet rejection and experience from Run 2 of the LHC.

1.1.1 ATLAS and CMS performance

The expected performance of the upgraded ATLAS and CMS detectors has been studied in detail in the context of the Technical Design Reports and subsequent studies; the assumptions used for this report and a more detailed description are available in Ref. [7, 8]. For CMS, the object performance in the central region assumes a barrel calorimeter aging corresponding to an integrated luminosity of 1 ab^{-1} .

The triggering system for both experiments will be replaced and its impact on the triggering abilities of each experiment assessed; new capabilities will be added, and, despite the more challenging conditions, most of the trigger thresholds for common objects are expected to either remain similar to the current ones or even to decrease [36, 37].

The inner detector is expected to be completely replaced by both experiments, notably extending its coverage to $|\eta| < 4.0$. The performance for reconstructing charged particles has been studied in detail in Ref. [38–40]. Electrons and photons are reconstructed from energy deposits in the electromagnetic calorimeter and information from the inner tracker [41–44]. Several identification working points have been studied and are employed by the projection studies as most appropriate. Muons are reconstructed combining muon spectrometer and inner tracker information [45, 46].

Jets are reconstructed by clustering energy deposits in the electromagnetic and hadronic calorimeters [41, 42, 47] using the anti- k_T algorithm [34]. B-jets are identified via b -tagging algorithms. B-tagging is performed if the jet is within the tracker acceptance ($|\eta| < 4.0$). Multivariate techniques are employed

in order to identify b -jets and c -jets, and were fully re-optimised for the upgraded detectors [38, 40]. A working point with 70% efficiency for b -jet identification is used, unless otherwise noted. High p_T boosted jets are reconstructed using large-radius anti- k_T jets with a distance parameter of 0.8. Various jet substructure variables are employed to identify boosted W/Z/Higgs boson and top quark jets with good discrimination against generic QCD jets.

Missing transverse momentum (its modulus referred to as E_T^{miss}) is reconstructed following similar algorithms as employed in the Run 2 data taking. Its performance has been evaluated for standard processes, such as top-quark pair production [38, 48].

The addition of new precise-timing detectors and its effect on object reconstruction has also been studied in Ref. [44, 49], although its results are only taken into account in a small subset of the projections in this report.

1.1.2 LHCb performance

The LHCb upgrades are shifted with respect to those of ATLAS and CMS. A first upgrade will happen at the end of Run 2 of the LHC, to run at a luminosity five times larger ($2 \times 10^{33} \text{ cm}^{-2} \text{ s}^{-1}$) in LHC Run 3 compared to those in Runs 1 and 2, while maintaining or improving the current detector performance. This first upgrade (named Upgrade I) will be followed by the so-called Upgrade II (planned at the end of Run 4) to run at a luminosity of $\sim 2 \times 10^{34} \text{ cm}^{-2} \text{ s}^{-1}$.

The LHCb MC simulation used in this document mainly relies on the PYTHIA 8 generator [50] with a specific LHCb configuration [51], using the CTEQ6 leading-order set of parton density functions [52]. The interaction of the generated particles with the detector, and its response, are implemented using the GEANT toolkit [53, 54] as described in Ref. [55].

The reconstruction of jets is done using a particle flow algorithm, with the output of this clustered using the anti- k_T algorithm as implemented in FASTJET, with a distance parameter of 0.5. Requirements are placed on the candidate jet in order to reduce the background formed by particles which are either incorrectly reconstructed or produced in additional pp interactions in the same event. Different assumptions are made regarding the increased pile-up, though in general the effect is assumed to be similar to that in Run 2.

1.2 Treatment of systematic uncertainties

It is a significant challenge to predict the expected systematic uncertainties of physics results at the end of HL-LHC running. It is reasonable to anticipate improvements to techniques of determining systematic uncertainties over an additional decade of data-taking. To estimate the expected performance, experts in the various physics objects and detector systems from ATLAS and CMS have looked at current limitations to systematic uncertainties in detail to determine which contributions are limited by statistics and where there are more fundamental limitations. Predictions were made taking into account the increased integrated luminosity and expected potential gains in technique. These recommendations were then harmonised between the experiments to take advantage of a wider array of expert opinions and to allow the experiments to make sensitivity predictions on equal footing [7, 8]. For theorists' contributions, a simplified approach is often adopted, loosely inspired by the improvements predicted by experiments.

General guide-lining principles were defined in assessing the expected systematic uncertainties. Theoretical uncertainties are assumed to be reduced by a factor of two with respect to the current knowledge, thanks to both higher-order calculation as well as reduced PDF uncertainties [56]. All the uncertainties related to the limited number of simulated events are neglected, under the assumption that sufficiently large simulation samples will be available by the time the HL-LHC becomes operational. For all scenarios, the intrinsic statistical uncertainty in the measurement is reduced by a factor $1/\sqrt{\mathcal{L}}$, where \mathcal{L} is the projection integrated luminosity divided by that of the reference Run 2 analysis. Systematics driven by intrinsic detector limitations are left unchanged, or revised according to detailed simulation studies of

the upgraded detector. Uncertainties on methods are kept at the same value as in the latest public results available, assuming that the harsher HL-LHC conditions will be compensated by improvements to the experimental methods.

The uncertainty in the integrated luminosity of the data sample is expected to be reduced down to 1% by better understanding of the calibration methods, improved stability in applying those methods, and making use of the new capabilities of the upgraded detectors [30].

In addition to the above scenario (often referred to as “YR18 systematics uncertainties” scenario), results are often compared to the case where the current level of understanding of systematic uncertainties is assumed (“Run 2 systematic uncertainties”) or to the case of statistical-only uncertainties.

2 Supersymmetry

One of the main goal of collider physics is to uncover the nature of EW symmetry breaking (EWSB). Supersymmetry can resolve the hierarchy problem, as well as provide gauge coupling unification and a dark matter candidate. SUSY might be realised in nature in various ways and superpartners of the SM particles could be produced at colliders leading to many different possible detector signatures. Coloured superpartners such as squarks (\tilde{q}) and gluinos (\tilde{g}) are strongly produced and have the highest cross sections. Scalar partners of the left-handed and right-handed chiral components of the bottom quark ($\tilde{b}_{L,R}$) or top quark ($\tilde{t}_{L,R}$) mix to form mass eigenstates for which the bottom squark (\tilde{b}_1) and top squark (\tilde{t}_1) are defined as the lighter of the two. The lightest bottom and top squark mass eigenstates might be significantly lighter than the other squarks and the gluinos. As a consequence, \tilde{b}_1 and \tilde{t}_1 could be pair-produced with relatively large cross-sections at the HL- and HE-LHC. In the EW sector, SUSY partners of the Higgs, photon, Z , and W bosons are the spin 1/2 higgsinos, photino, zino, and winos that further mix in neutralino ($\tilde{\chi}_{1,2,3,4}^0$) and chargino ($\tilde{\chi}_{1,2}^\pm$) states, also called the electroweakinos. Their production rate is a few order of magnitudes lower than that of coloured superpartners. Superpartners of charged leptons, the sleptons ($\tilde{\ell}$), can also have sizable production rates and are searched for at hadron colliders. Provided that R-parity conservation is assumed, SUSY particles typically decay to final states involving SM particles in addition to significant momentum imbalance due to a collider-stable lightest supersymmetric particle (LSP).

Searches of SUSY particles are presented in the following targeting HL- and HE-LHC, under various theoretical hypotheses such as the Minimal Supersymmetric Standard Model (MSSM) [57], phenomenological MSSM, light higgsinos models and more. R-parity conservation and prompt particle decays are generally assumed, whilst dedicated searches for long-lived particles are depicted in Section 4. Simplified models are also used to optimise the searches and interpret the results. The cross-sections used to evaluate the signal yields at 14 TeV are calculated to next-to-leading order in the strong coupling constant, adding the resummation of soft gluon emission at next-to-leading-logarithmic accuracy (NLO+NLL), see Ref. [58] for squarks and gluinos, and Ref.s [59, 60] for electroweakinos. The nominal cross sections and the uncertainties are taken from an envelope of cross section predictions using different PDF sets and factorisation and renormalisation scales. PDF uncertainties are dominant for strongly-produced particles. In particular, PDF uncertainties on gluino pair production ranges between 30% and 60% depending on the gluino mass, in a mass range between 1 and 4 TeV. Expected improvements due to precision SM measurements in the jet and top sector are expected at HL-LHC. In this report, nominal predictions are considered and, unless stated otherwise, no attempt to evaluate the impact of theoretical uncertainties on the reach of the searches is made. For 27 TeV c.o.m. energy, cross sections are also evaluated at NLO+NLL as shown in Fig. 2.1 for gluinos and top squarks pair production and for electroweakinos and sleptons pair production. For the latter, the NLO set from PDF4LHC is used and cross sections are presented for wino and higgsino hypotheses.

Prospects for exclusion and discovery of gluinos and top squarks are reported in Section 2.1. We show that HL-LHC will probe gluino masses up to 3.2 TeV, about 0.8-1 TeV above the Run 2 \tilde{g} mass reach for 80 fb^{-1} . Top squarks can be discovered (excluded) up to masses of 1.25 (1.7) TeV. This extends by about 700 GeV the reach of Run 2 for 80 fb^{-1} . Charginos and neutralinos studies are presented in Section 2.2, considering electroweakino decays via W , Z (also off-shell) and Higgs boson and various hypotheses for sparticles mass hierarchy. As an example, masses up to 850 (680) GeV can be excluded (discovered) for charginos decaying as $\tilde{\chi}_1^\pm \rightarrow W^{(*)} \tilde{\chi}_1^0$: the results extend by about 500 GeV the mass reach obtained with 80 fb^{-1} of 13 TeV pp collisions, and extend beyond the LEP limit by almost an order of magnitude. HL-LHC searches for low momentum leptons will be sensitive to $\tilde{\chi}^\pm$ masses up to 350 GeV for $\Delta m(\tilde{\chi}_1^\pm, \tilde{\chi}_1^0) \approx 5 \text{ GeV}$, and to mass splittings between 2 and 50 GeV, thus bringing significant new reach to Higgsino models. In Section 2.3, dedicated searches for sleptons are presented, and in particular for the *currently unconstrained* pair production of staus exploiting hadronically decaying tau leptons. Finally, identification of benchmark models and probing of various natural scenarios at HL- and

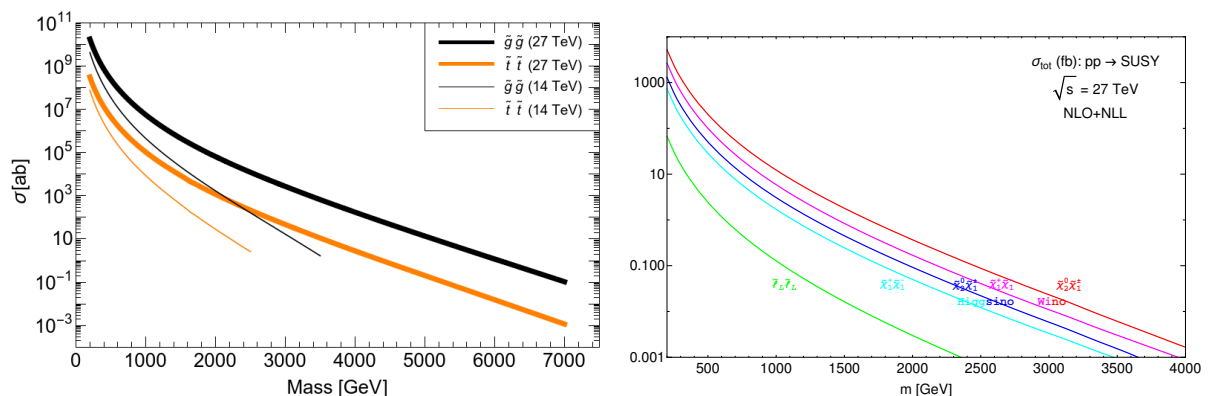


Fig. 2.1: Left: NLL+NLO predictions [58] of $\sigma(pp \rightarrow \tilde{g}\tilde{g}X)$ and $\sigma(pp \rightarrow \tilde{t}_1\tilde{t}_1^*X)$ production processes at the LHC for $\sqrt{s} = 14$ and 27 TeV c.o.m. energy (Contribution from C. Borschensky, M. Kramer, A. Kulesza). Right: NLO predictions [59–61] for electroweakinos and sleptons pair production for 27 TeV c.o.m. energy (Contribution from J. Fiaschi, M. Klasen, M. Sunder).

HE-LHC are presented in Section 2.4. For gluinos and stops HE-LHC will further increase the reach, above that of HL-LHC, by about a factor of two, and several benchmark MSSM and pMSSM models will be discoverable.

2.1 Searches for gluinos and third generation squarks

Naturalness considerations suggest that the supersymmetric partners of the third-generation SM quarks are the lightest coloured supersymmetric particles and gluinos are also within a range of few TeV. Several prospect studies have been presented by ATLAS and CMS for gluinos, bottom and top squarks (see for example [62], [63] and [62]). New studies and further considerations on the HL- and HE-LHC potential for gluinos and top squarks are presented in the following sections.

2.1.1 Gluino pair production at HL- and HE-LHC

Contributors: T. Han, A. Ismail, B. Shams Es Haghi

The potential of the HL- and HE-LHC to discover supersymmetry is presented in this section focusing on searches for gluinos within MSSM scenarios. Gluino pair production has relatively large cross section and naturalness considerations indicate that gluino masses should not exceed few TeV and lie not too far above the EW scale. Hence they are certainly among the first particles that could be discovered at HL-LHC.

In the following we assume that a simplified topology dominates the gluino decay chain, culminating in jets plus missing energy in the form of a bino-like LSP $\tilde{\chi}^0$. We evaluate the sensitivity of future proton colliders to gluino pair production with gluinos decaying exclusively to $q\bar{q}\tilde{\chi}^0$ through off-shell first and second generation squarks, using a standard jets + E_T^{miss} search. Currently, the reach for this simplified model with 36 fb^{-1} of 13 TeV data is roughly 2 TeV gluinos, for a massless LSP [64, 65]. A single search region requiring four jets and missing transverse momentum is optimised. In the compressed region where the gluino and LSP masses are similar, a search region with fewer jets is expected to be more effective (see for example [66] and [62]) but is not considered in this study.

The main SM backgrounds contributing to the final states considered are $Z(\rightarrow \nu\nu) + \text{jets}$, $W(\rightarrow \ell\nu) + \text{jets}$, and $t\bar{t}$ production. Other SM background sources such as dibosons and multi-jet are considered negligible. Signal and background samples are generated with MLM matching using MADGRAPH 5 [67], PYTHIA 8.2 [68]. Detector performance are simulated using DELPHES 3 [33], which employs

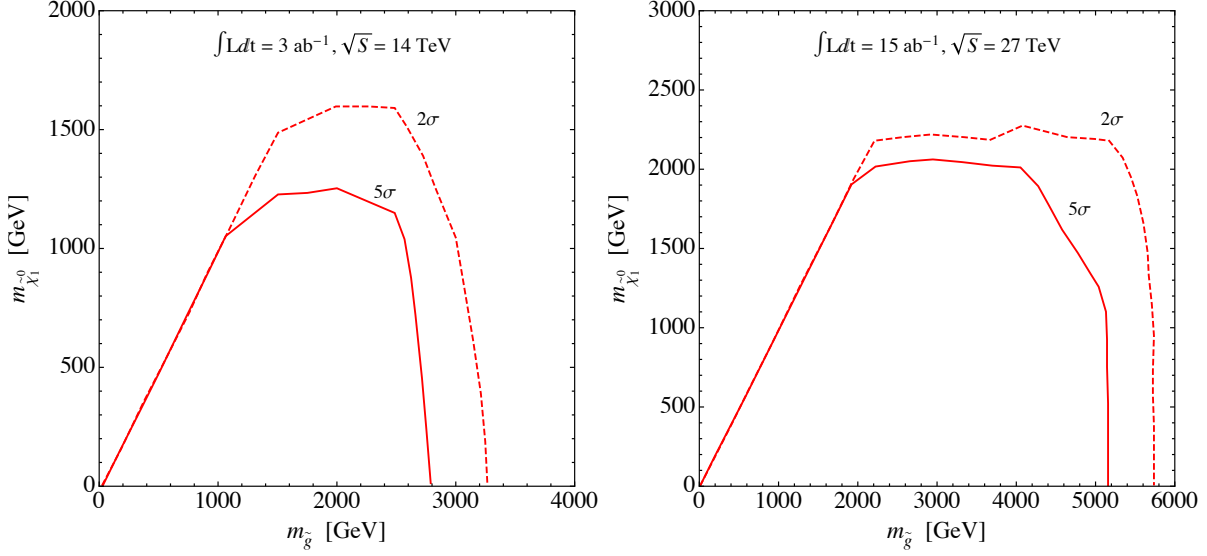


Fig. 2.1.1: Expected reach of HL- and HE-LHC in probing gluinos, in the gluino-LSP mass plane. The left (right) plots show the gluino mass reach in 14 (27) TeV $p-p$ collisions with 3 ab^{-1} (15 ab^{-1}) of data. The decay $\tilde{g} \rightarrow q\bar{q}\tilde{\chi}_1^0$ is assumed to occur with 100% branching fraction, with a bino-like LSP. Both 2σ exclusion (dashed) and 5σ discovery contours are shown.

FastJet [35] to cluster jets and uses the commonly accepted HL-LHC card corresponding to the upgraded ATLAS and CMS detectors prescribing anti- k_T jets [34] with radius 0.4. Effects due to high pile-up are not taken into account, as we expect it to have a negligible impact on our results [66]. An overall systematic uncertainty of 20% is assumed on the SM background contributions covering, among others, jet energy scale and resolution uncertainties. A generic 10% uncertainty is assumed on the signal. This does not take into account PDF-related uncertainty which might be as large as 50% for gluinos around 3 TeV, although the impact of an uncertainty of this kind is presented below for a massless LSP scenario.

Following previous works [62, 66, 69], we apply a set of baseline selections at both 14 and 27 TeV. We require that signal events contain no electrons (muons) with p_T above 10 (10) GeV and $|\eta|$ below 2.47 (2.4). Events are also required to contain a leading jet with $p_T > 160$ GeV and three additional jets with $p_T > 60$ GeV. In addition, a minimum missing transverse momentum of 160 GeV is required to fulfill trigger-based requirements. We reject events with $\Delta\phi(j, E_T^{\text{miss}}) > 0.4$ for any of the first three jets to avoid contamination from multi-jet background with mis-measured jets. To further reduce SM contributions, we demand $E_T^{\text{miss}}/\sqrt{H_T} > 10 \text{ GeV}^{1/2}$ and $p_T(j_4)/H_T > 0.1$ where j_4 indicates the fourth leading jet and H_T is the sum of the transverse momentum of the jets considered in the analysis. After this baseline selection, a two dimensional optimisation over selections on E_T^{miss} and H_T is performed to obtain the maximum significance. For the HL-LHC (HE-LHC), we vary E_T^{miss} in steps of 0.5 (0.5) TeV from 0.5 (0.5) up to 3.0 (7.0) TeV and H_T in steps of 0.5 (0.5) TeV from 0.5 (0.5) up to 5.0 (7.0) TeV. The optimisation aims to maximise the signal significance, defined as $S/\sqrt{(B + (\text{sys}B)^2 B^2 + (\text{sys}S)^2 S^2)}$, where S indicates the number of signal events, B the total SM background events, and $\text{sys}B = 0.2$ and $\text{sys}S = 0.1$ are the systematic uncertainties on background and signal, respectively. Thanks to the optimisation procedure used in this study, the results present an improvement with respect to the existing ATLAS HL-LHC study [62], although the impact related to different assumptions on systematic uncertainties and pile-up conditions might play a non-negligible role.

Exclusion and discovery contours are shown in Fig. 2.1.1 as $2\text{-}\sigma$ and $5\text{-}\sigma$ contours of the significance previously defined. For a massless LSP, a gluino of approximately 3.2 TeV can be probed by the HL-LHC with 3 ab^{-1} of integrated luminosity, with a discovery potential up to 2.9 TeV. At 27 TeV with 15 ab^{-1} of integrated luminosity, the exclusion (discovery) reach is roughly 5.7 (5.2) TeV for massless

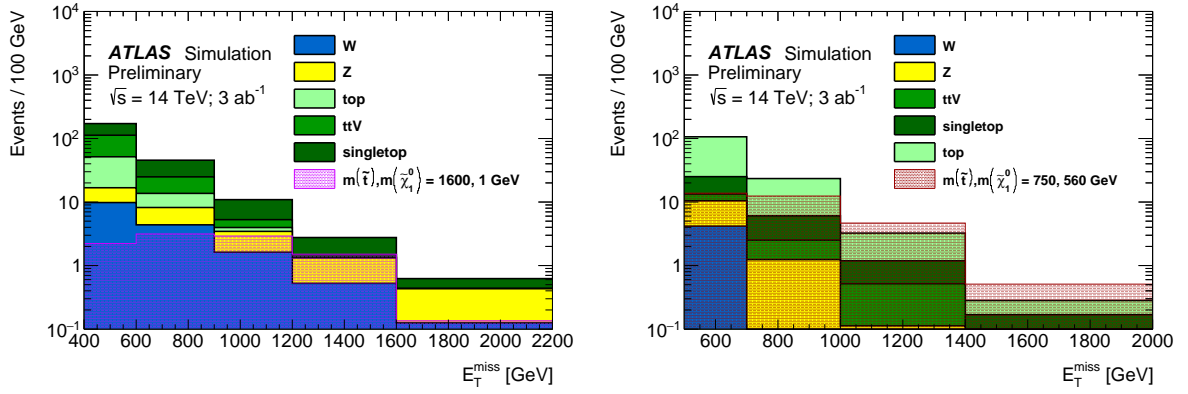


Fig. 2.1.2: E_T^{miss} distribution for the $m_2^{\text{anti-}k_t^{1.2}} > 120$ GeV, $N_{b\text{-jet}} \geq 2$ bin of the large Δm analysis (left) and $R_{\text{ISR}} > 0.65$ bin of the diagonal analysis (right). The last bin includes overflow events.

LSP. With the signal varied within a 50% band, mimicking current PDF uncertainties for high mass gluinos, the HL-LHC (HE-LHC) exclusion reach will decrease by about 200 (400) GeV and become approximately 3 (5.3) TeV.

2.1.2 Third generation squarks at HL-LHC

Contributors: I. Vivarelli, ATLAS

The expected ATLAS sensitivity to stop pair production at the HL-LHC is investigated, based upon [70]. The Run 2 analysis described in Ref. [71] is taken as reference and an event selection yielding optimal sensitivity to stop pair production with 3 ab^{-1} of pp collisions is developed. The \tilde{t}_1 decaying in $t^{(*)}\tilde{\chi}_1^0$ mode is considered, where the star indicates that the top quark can possibly be off mass-shell, depending on the mass difference between the stop and the neutralino masses, $\Delta m(\tilde{t}_1, \tilde{\chi}_1^0)$. The final state analysed is that where both top quarks decay hadronically hence characterised by the presence of many jets and b -jets, and by missing transverse momentum $\mathbf{p}_T^{\text{miss}}$ (whose magnitude will be indicated by E_T^{miss} in the following) stemming from the presence of the two $\tilde{\chi}_1^0$. Two kinematic regimes are considered, referred to as “large Δm ” and “diagonal” in the following. The large Δm regime is where the difference between the stop and neutralino masses is large with respect to the top quark mass $\Delta m(\tilde{t}_1, \tilde{\chi}_1^0) \gg m_{\text{top}}$. The top quarks emitted in the stop decay are produced on-shell, and they have a boost in the laboratory frame proportional to $\Delta m(\tilde{t}_1, \tilde{\chi}_1^0)$. The final state is hence characterised by high p_T jets and b -jets, and large E_T^{miss} . Typical analyses in this kinematic regimes have large acceptance, and the sensitivity is limited by the signal cross section that decreases steeply with increasing $m(\tilde{t}_1)$. If $\Delta m(\tilde{t}_1, \tilde{\chi}_1^0) \sim m_{\text{top}}$, hence the diagonal regime, the extraction of the signal from the SM background stemming from mainly $t\bar{t}$ production requires a focus on events where the stop pair system recoils against substantial initial-state hadronic activity (ISR).

The analysis is performed on datasets of SM background processes and supersymmetric signals simulated through different event generators. The event selection is based on variables constructed from the kinematics of particle-level objects, selected according to reconstruction-level quantities obtained from the emulation of the detector response for HL-LHC. Particularly relevant for this analysis, jets arising from the fragmentation of b -hadrons which are tagged with a nominal efficiency of 70%, computed on a $t\bar{t}$ sample simulated assuming $\langle \mu \rangle = 200$. Reclustered jets are created by applying the anti- k_t algorithm with distance parameters $\Delta R = 0.8$ and $\Delta R = 1.2$ on signal jets, indicated in the following as anti- $k_t^{0.8}$ and anti- $k_t^{1.2}$ jet collections. A trimming procedure is applied that removes $R = 0.4$ jets from the reclustered jets if their p_T is less than 5% of the p_T of the anti- $k_t^{0.8}$ or anti- $k_t^{1.2}$ jet p_T .

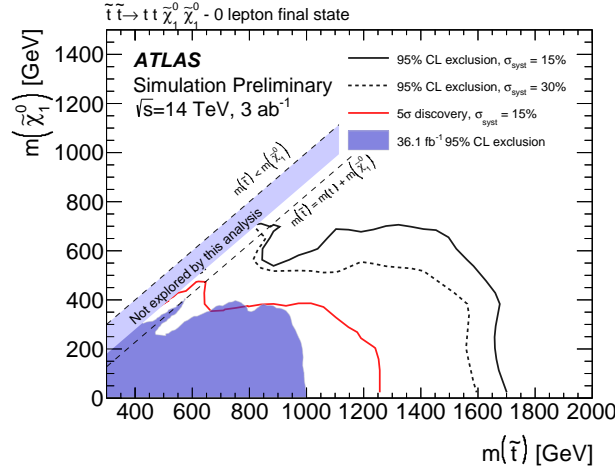


Fig. 2.1.3: Final 95% C.L. exclusion reach and 5σ discovery contour corresponding to 3 ab^{-1} of proton-proton collisions collected by ATLAS at the HL-LHC.

Several variables are used for the event selection in the signal regions targeting the large $\Delta m(\tilde{t}_1, \tilde{\chi}_1^0)$ regime. The selection on E_T^{miss} exploits the presence of the non-interacting neutralinos in the final state whilst the selections on the anti- $k_t^{1.2}$ and anti- $k_t^{0.8}$ jet masses exploit the potential presence of boosted top quarks and W -bosons in the final state. For the evaluation of the final exclusion sensitivity, a set of mutually exclusive signal regions is defined. The events are classified in 30 different signal regions according to the number of identified b -jets, the value of the mass of the second (ordering done in mass) reclustered jet reconstructed with distance parameter $R=1.2$, $m_2^{\text{anti-}k_t^{1.2}}$ mass, and the value of the E_T^{miss} . For the evaluation of the discovery sensitivity, a set of single bin cut-and-count signal regions is defined, which apply the full preselection, and then require $N_{b\text{-jet}} \geq 2$, $m_2^{\text{anti-}k_t^{1.2}} > 120 \text{ GeV}$. Four different thresholds in E_T^{miss} are then defined to achieve optimal sensitivity for a 5σ discovery: $E_T^{\text{miss}} > 400, 600, 800, 1000 \text{ GeV}$. For each model considered, the signal region giving the lowest p -value against the background-only hypothesis in presence of the signal is used. The basic idea of the diagonal analysis arises from the fact that, given the mass relation between the stop and the neutralino, the stop decay products (the top quark and the neutralino) are produced nearly at rest in the stop reference frame. When looked at from the lab reference frame, the transverse momentum acquired by the decay products will be proportional to their mass. If p_T^{ISR} is the transverse momentum of everything that recoils against the stop pair, it can be shown that

$$R_{\text{ISR}} \equiv \frac{E_T^{\text{miss}}}{p_T^{\text{ISR}}} \sim \frac{m(\tilde{\chi}_1^0)}{m(\tilde{t}_1)}. \quad (2.1.1)$$

Following this considerations, a recursive jigsaw reconstruction is performed, which makes assumptions that allow the definition of a set of variables in different reference frames. The final strategy for the assessment of exclusion sensitivity for the diagonal analysis is thus to use a set of mutually exclusive signal region defined in bins of R_{ISR} and E_T^{miss} . For the evaluation of the discovery sensitivity, four cut-and-count signal regions are defined, which apply the full preselection, and then require $R_{\text{ISR}} > 0.7$ and $E_T^{\text{miss}} > 500, 700, 900, 1100 \text{ GeV}$. For each model considered, the signal region giving the lowest p -value against the SM hypothesis in presence of signal is used.

The final E_T^{miss} distribution in the bins with $m_2^{\text{anti-}k_t^{1.2}} > 120 \text{ GeV}$, $N_{b\text{-jet}} \geq 2$ (for the large Δm analysis) and $R_{\text{ISR}} > 0.65$ (for the diagonal analysis) are shown in Fig. 2.1.2. In all cases, the main

background process is $t\bar{t}$, with significant contribution of W +jets events for the large Δm analysis. A 15% uncertainty is retained as a baseline value of the expected uncertainty for both analyses to determine both the 5σ and the 95% C.L. exclusion reach of the analysis. For the case of the estimation of the 95% C.L. exclusion sensitivity, a further scenario with doubled uncertainty (30%) is also evaluated.

The final exclusion sensitivity evaluation is done by performing a profile-likelihood fit to a set of pseudo-data providing bin-by-bin yields corresponding to the background expectations. For each of the two analyses the likelihood is built as the product of poissonian terms, one for each of the considered bins. Systematic uncertainties are accounted for by introducing one independent nuisance parameter for each of the bins considered. For each mass of the stop and the neutralino, the analysis yielding the smallest CLs among the large Δm and the diagonal is used. The discovery sensitivity is obtained similarly from each of the single cut-and-count regions independently. For each signal point, the profile likelihood ratio fit is performed on pseudo-data corresponding to the sum of the expected background and the signal. The discovery contour corresponds to points expected to give a 5σ p -value against the background-only hypothesis. For each signal point, the discovery signal region yielding the smallest p -value is considered. The final sensitivity of the analysis is summarised in Fig. 2.1.3 assuming a 15% uncertainty for the 5σ discovery and 95% C.L. exclusion contour, and also assuming 30% uncertainty for the 95% C.L. exclusion contour.

Top squarks can be discovered (excluded) up to masses of 1.25 (1.7) TeV for $m(\tilde{\chi}_1^0) \sim 0$ under realistic uncertainty assumptions. The reach in stop mass degrades for larger neutralino masses. If $\Delta m(\tilde{t}_1, \tilde{\chi}_1^0) \sim m_{\text{top}}$, then the discovery (exclusion) reach is 650 (850) GeV.

2.1.3 Implications of a stop sector signal at the HL-LHC

Contributors: A. Pierce, B. Shakya

The stop sector is intricately tied to the mass of the Higgs boson. A stop sector discovery therefore provides an opportunity to test the Higgs mass relation, as well as predict subsequent signals at the LHC. This section is devoted to illustrations of such scenarios at the HL-LHC, based on the studies in Ref. [72].

The Higgs boson mass at one-loop in the MSSM is [73]

$$\begin{aligned}
m_h^2 &= m_Z^2 \cos^2(2\beta) + \frac{3 \sin^2 \beta y_t^2}{4\pi^2} \left[m_t^2 \ln \left(\frac{m_{\tilde{t}_1} m_{\tilde{t}_2}}{m_t^2} \right) + c_t^2 s_t^2 (m_{\tilde{t}_2}^2 - m_{\tilde{t}_1}^2) \ln \left(\frac{m_{\tilde{t}_2}^2}{m_{\tilde{t}_1}^2} \right) \right. \\
&\quad \left. + c_t^4 s_t^4 \left\{ (m_{\tilde{t}_2}^2 - m_{\tilde{t}_1}^2)^2 - \frac{1}{2} (m_{\tilde{t}_2}^4 - m_{\tilde{t}_1}^4) \ln \left(\frac{m_{\tilde{t}_2}^2}{m_{\tilde{t}_1}^2} \right) \right\} / m_t^2 \right], \tag{2.1.2}
\end{aligned}$$

where \tilde{t}_1 and \tilde{t}_2 are the stop mass eigenstates, θ_t is the stop mixing angle, with $\tilde{t}_1 = \cos \theta_t \tilde{t}_L + \sin \theta_t \tilde{t}_R$, $s_t(c_t) = \sin \theta_t(\cos \theta_t)$, and y_t is the top Yukawa coupling. As the mass splitting between stops increases, the latter two terms in the loop correction grow stronger; in particular, the final term switches sign and becomes negative for $m_{\tilde{t}_2} \gtrsim 2.7 m_{\tilde{t}_1}$, and can dominate for non-vanishing stop mixing and $m_{\tilde{t}_2} \gg m_{\tilde{t}_1}$. Consequently, there exists an *upper* limit on $m_{\tilde{t}_2}$ (as a function of $m_{\tilde{t}_1}$ and θ_t), beyond which it is impossible to accommodate $m_h = 125$ GeV in the MSSM. In other words, a measurement of $m_{\tilde{t}_1}$ and some knowledge of θ_t allows for an upper limit on $m_{\tilde{t}_2}$, and ruling out this window rules out the MSSM. In the following, we discuss some scenarios where such ideas can be implemented at the HL-LHC.

A Sbottom Signal in Multileptons:

Consider a spectrum such that $\tilde{b}_1 \rightarrow \tilde{t}_1 W$ (which requires both \tilde{t}_1 and \tilde{b}_1 to be somewhat left-handed) and $\tilde{t}_1 \rightarrow t\chi_0$, the mass splitting $\Delta m_{\tilde{b}_1 \tilde{t}_1}$ is sufficiently large that sbottom decays give visible multilepton signals, but direct \tilde{t}_1 discovery is elusive because of a squeezed spectrum. In the MSSM, $m_{\tilde{t}_2}$ is correlated with $\Delta m_{\tilde{b}_1 \tilde{t}_1}$, as shown in Fig. 2.1.4. A large splitting involves a large stop mixing angle (otherwise, \tilde{b}_1 is approximately degenerate with \tilde{t}_1); in this case, as discussed above, consistency

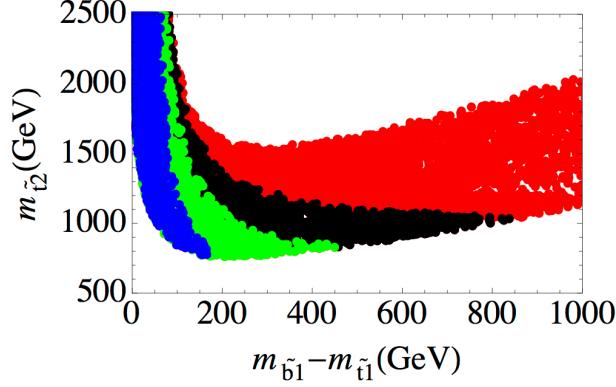


Fig. 2.1.4: $m_{\tilde{t}_2}$ as a function of the mass splitting $m_{\tilde{b}_1} - m_{\tilde{t}_1}$ for points with $120 < m_h < 130$ GeV and $m_{\tilde{t}_1} < 1$ TeV in the MSSM. Red, black, green, and blue points correspond to $m_{\tilde{b}_1} > 1000$, $750 < m_{\tilde{b}_1} < 1000$, $500 < m_{\tilde{b}_1} < 750$, and $m_{\tilde{b}_1} < 500$ GeV respectively.

with the Higgs mass enforces an upper limit on $m_{\tilde{t}_2}$, as seen in Fig. 2.1.4. Alternatively, the splitting can be raised by making \tilde{t}_1 mostly right-handed; however, in this case, $m_{\tilde{t}_2} \approx m_{\tilde{b}_1}$ and again faces an upper limit. For a sub-TeV sbottom, such limits are particularly sharp, as compatibility with the Higgs mass forces $m_{\tilde{t}_2}$ to lie within a narrow wedge shaped region, as seen in the figure.

Detailed analysis of the multilepton excess can shed further light on the properties of \tilde{t}_2 : inferring $\Delta m_{\tilde{b}_1 \tilde{t}_1}$ (from, *e.g.*, the lepton p_T distribution) and the sbottom mass (from, *e.g.*, the signal rate) not only narrows the allowed range of $m_{\tilde{t}_2}$ (Fig. 2.1.4) but also constrains the stop mixing angle. It is therefore possible to not only predict a relatively narrow mass window for \tilde{t}_2 , but also get a profile of its decay channels. Such a \tilde{t}_2 may well be within reach of the LHC, and ruling out such a \tilde{t}_2 is sufficient to rule out the MSSM. This concept was implemented in Ref. [72] for a benchmark point with $m_{\tilde{t}_2} = 1022$ GeV, $m_{\tilde{b}_1} = 885$ GeV, $m_{\tilde{t}_1} = 646$ GeV, and $m_{\chi_0} = 445$ GeV. Using existing CMS search strategies for same-sign dileptons [74, 75] as well as multileptons [76, 77], it was shown that the sbottom decay signal could be identified at the HL-LHC at $3 - 5\sigma$ significance with 3 ab^{-1} of data. As discussed above, the discovery of such a sbottom signal with energetic multileptons imposes an upper limit on $m_{\tilde{t}_2}$ in the MSSM. For this benchmark point, it was also shown that modifications of the aforementioned multilepton search strategy would also allow for a $3 - 5\sigma$ significance discovery of the heavier stop decay $\tilde{t}_2 \rightarrow \tilde{t}_1 Z$ with 3 ab^{-1} of data, illustrating how using the MSSM Higgs mass relation in conjunction with a sbottom signal discovery can lead to predictions and discovery of \tilde{t}_2 at the HL-LHC. For details of the analysis, the interested reader is referred to [72].

Using Multiple Decay Channels for the Heavier Stop:

The HL-LHC could enable measurements in multiple channels with significant statistics. In particular, the heavier stop \tilde{t}_2 could be observed in multiple channels $\tilde{t}_1 Z$, $\tilde{t}_1 h$, $\tilde{b}_1 W$, and $t\chi_0$, with branching ratios (BRs) determined by the stop masses and mixing angle. We focus on the two decays $\tilde{t}_2 \rightarrow \tilde{t}_1 Z$ and $\tilde{t}_2 \rightarrow \tilde{t}_1 h$, which give rise to boosted dibosons if the mass splitting between the two stop mass eigenstates is large. In the decoupling limit in the Higgs sector, the ratio of the decay widths into these two channels is [78]:

$$R_{hZ} \equiv \frac{\Gamma(\tilde{t}_2 \rightarrow \tilde{t}_1 h)}{\Gamma(\tilde{t}_2 \rightarrow \tilde{t}_1 Z)} = \left[\left(1 - \frac{m_{\tilde{t}_1}^2}{m_{\tilde{t}_2}^2} \right) \cos 2\theta_{\tilde{t}} + \frac{m_W^2}{m_{\tilde{t}_2}^2} \left(1 - \frac{5}{3} \tan^2 \theta_W \right) \right]^2 \approx \left(1 - \frac{m_{\tilde{t}_1}^2}{m_{\tilde{t}_2}^2} \right)^2 \cos^2 2\theta_{\tilde{t}}. \quad (2.1.3)$$

Phase space factors as well as many experimental uncertainties cancel in this ratio, offering a clean dependence on the stop mixing angle if the two stop masses are known from other measurements, enabling a check of the MSSM Higgs mass relation.

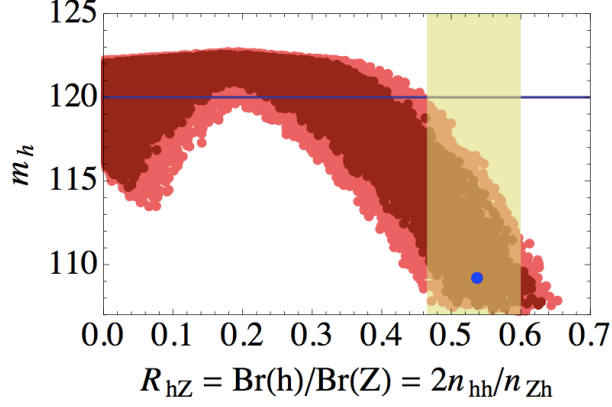


Fig. 2.1.5: MSSM Higgs mass as a function of R_{hZ} . The horizontal blue line denotes $m_h = 120$ GeV, the cutoff below which the Higgs mass is assumed to be inconsistent with the MSSM (see [72] for details). Light (dark) red bands correspond to $440 \leq m_{\tilde{t}_1} \leq 520$ GeV and $930 \leq m_{\tilde{t}_2} \leq 1030$ GeV ($450 \leq m_{\tilde{t}_1} \leq 510$ GeV and $945 \leq m_{\tilde{t}_2} \leq 1015$ GeV). The blue dot denotes the benchmark point in our analysis, which is consistent with all constraints but does not produce the correct Higgs mass in the MSSM. The golden band shows the uncertainty in the calculated value of R_{hZ} with 3 ab^{-1} of data at the HL-LHC.

The viability of such a strategy was explored in Ref. [72] for a benchmark scenario with $m_{\tilde{t}_2} = 994$ GeV, $m_{\tilde{b}_1} = 977$ GeV, $m_{\tilde{t}_1} = 486$ GeV, and $m_{\chi_0} = 406$ GeV, with \tilde{t}_2 decay BRs of 52% and 28% into $\tilde{t}_1 Z$ and $\tilde{t}_1 h$ respectively, using the strategy from Ref. [79] to reconstruct boosted dibosons via fat jets. Note that measuring the ratio R_{hZ} with reasonable precision requires high statistics, motivating searches for the boosted Z and h bosons in their dominant (hadronic) decay channels rather than the cleaner decays into leptons or photons. Assuming that $m_{\tilde{t}_1}$ has been measured to lie in the range 486 ± 40 GeV from monojet or charm-tagged events, while $m_{\tilde{t}_2}$ is known to fall in the 994.2 ± 50 GeV range from various measurements (such as by combining the knowledge of $m_{\tilde{t}_1}$ with information on $p_T(Z)$ in $\tilde{t}_2 \rightarrow \tilde{t}_1 Z$ events), the MSSM Higgs mass can be calculated as a function of θ_t using Eq. (2.1.2), which can be converted to a function of the ratio R_{hZ} using Eq. (2.1.3); this relation is plotted in Fig. 2.1.5 in the broad red band for the above stop mass windows. The narrower, darker red band corresponds to narrower windows for the two stop masses, reflecting the improvement in the Higgs mass uncertainty with better knowledge of the stop masses.

The Higgs mass is small for vanishing stop mixing $\theta_t \rightarrow 0, \pi/2$, which corresponds to $R_{hZ} \sim \cos^2 2\theta_t$ approaching 1. On the other hand, achieving the correct Higgs mass with sub-TeV stops requires large stop mixing, which correlates with a smaller value of R_{hZ} . As seen in Fig. 2.1.5, an inferred value of R_{hZ} above some cutoff value R_0 (≈ 0.45 in this case) is incompatible with the MSSM Higgs mass relation. Such an observation would rule out the MSSM, pointing to the need for additional contributions to the Higgs mass (as is the case for the chosen benchmark point). The golden band encodes the uncertainty in the calculated value of R_{hZ} for the benchmark point that can be achieved at the HL-LHC with 3 ab^{-1} of data (see [72] for details). This benchmark point study illustrates that measurements of the two decay channels can be used as a consistency check of the Higgs mass and possibly rule out the MSSM at the HL-LHC.

2.2 Searches for charginos and neutralinos

The direct production of charginos and neutralinos through EW interactions may dominate the SUSY production at the LHC if the masses of the gluinos and squarks are beyond 3-4 TeV. In this section, the sensitivity at the end of HL-LHC to the direct production of various SUSY partners in the EW sector under the assumption of R-parity conservation is presented. Charginos and heavier neutralinos

production processes are considered, assuming they decay into the LSP via on-shell or off-shell W and Z or Higgs bosons. Final state events characterised by the presence of charged leptons, missing transverse momentum and possibly jets and b -jets are studied and prospects are presented. Dedicated searches for higgsino-like, 'compressed' SUSY models, characterised by small mass splittings between electroweakinos, are also reported, and possible complementaries with new facilities are illustrated.

2.2.1 Chargino pair production at HL-LHC

Contributors: S. Carra, T. Lari, D. L. Noel, C. Potter, ATLAS

The charged wino or higgsino states might be light and decay via SM gauge bosons. In this search [80], the direct production of $\tilde{\chi}_1^+ \tilde{\chi}_1^-$ is studied. The $\tilde{\chi}_1^\pm$ is assumed to be pure wino, while the $\tilde{\chi}_1^0$ is the LSP and is assumed to be pure bino and stable. The $\tilde{\chi}_1^\pm$ decays with 100% branching fraction to W^\pm and $\tilde{\chi}_1^0$. Only the leptonic decays of the W are considered, resulting in final states with two opposite electric charge (OS) leptons and missing transverse energy from the two undetected $\tilde{\chi}_1^0$.

The selection closely follows the strategies adopted in the 8 TeV [81] and 13 TeV [82] searches. Events are required to contain exactly two leptons (electrons or muons) with $p_T > 20$ GeV and $|\eta| < 2.5$ (2.47 for electrons). The lepton pair must satisfy $m_{\ell\ell} > 25$ GeV to remove contributions from low mass resonances. The two leptons must be OS, pass "tight" identification criteria, and be isolated (the scalar sum of the transverse momenta of charged particles with $p_T > 1$ GeV within a cone of $\Delta R = 0.3$ around the lepton candidate, excluding the lepton candidate track itself, must be less than 15% of the lepton p_T). All leptons are required to be separated from each other and from candidate jets defined with $p_T > 30$ GeV and $|\eta| < 2.5$. The latter requirement is imposed to suppress the background from semi-leptonic decays of heavy-flavour quarks, which is further suppressed by vetoing events having one or more jets tagged as originating from b -decays, " b -tagged jets". The chosen working point of the b -tagging algorithm correctly identifies b -quark jets in simulated $t\bar{t}$ samples with an average efficiency of 85%, with a light-flavour jet misidentification probability of a few percent (parametrised as a function of jet p_T and η).

The signal region is divided into two disjoint regions with a Same Flavour Opposite Sign (SFOS: e^+e^- , $\mu^+\mu^-$) or Different Flavour Opposite Sign (DFOS: $e^\pm\mu^\mp$) lepton pair to take advantage of the differing SM background composition for each flavour combination. The SFOS and DFOS regions are divided again into events with exactly zero jets or one jet, which target scenarios with large or small $\tilde{\chi}_1^\pm - \tilde{\chi}_1^0$ mass splittings, respectively. One lepton must have $p_T > 40$ GeV to suppress the SM background, and with $p_T^{\ell 1} > 40$ GeV and $p_T^{\ell 2} > 20$ GeV, either the single or double lepton triggers may be used to accept the event at the HL-LHC. Events with SFOS lepton pairs with an invariant mass within 30 GeV of the Z boson mass are rejected to suppress the large $Z \rightarrow \ell\ell$ SM background. Events with E_T^{miss} larger than 110 GeV and E_T^{miss} significance (defined as $E_T^{\text{miss}} / \sqrt{\sum \vec{p}_T^{\text{leptons, jets}}}$) larger than $10 \text{ GeV}^{1/2}$ are selected in to suppress Z +jets events with poorly measured leptons.

The transverse mass m_{T2} is calculated using the two leptons and E_T^{miss} , and used as the main discriminator in the SR selection to suppress the SM background. For $t\bar{t}$ or WW decays, assuming an ideal detector with perfect momentum resolution, $m_{T2}(\ell, \ell, E_T^{\text{miss}})$ has a kinematic endpoint at the mass of the W boson. Signal models with sufficient mass splittings between the $\tilde{\chi}_1^\pm$ and the $\tilde{\chi}_1^0$ feature m_{T2} distributions that extend beyond this kinematic endpoint expected for the dominant SM backgrounds. Therefore, events in this search are required to have high m_{T2} values. A set of disjoint signal regions "binned" in m_{T2} are used to maximise model-dependent exclusion sensitivity. Each SR is identified by the lepton flavour combination (SFOS or DFOS), number of jets (-0J or -1J) and the range of the m_{T2} interval. Ten high m_{T2} intervals: [120,140], [140,160], [160,180], [180,200], [200,250], [250,300], [300,350], [350,400], [400,500] and [500, ∞], are used to maximise the sensitivity to $\tilde{\chi}_1^+ \tilde{\chi}_1^-$ production. After the application of the full selection criteria, no Z +jets or W +jets events remain. The diboson process WW is seen to dominate the total SM background across all signal regions, due to its similarity

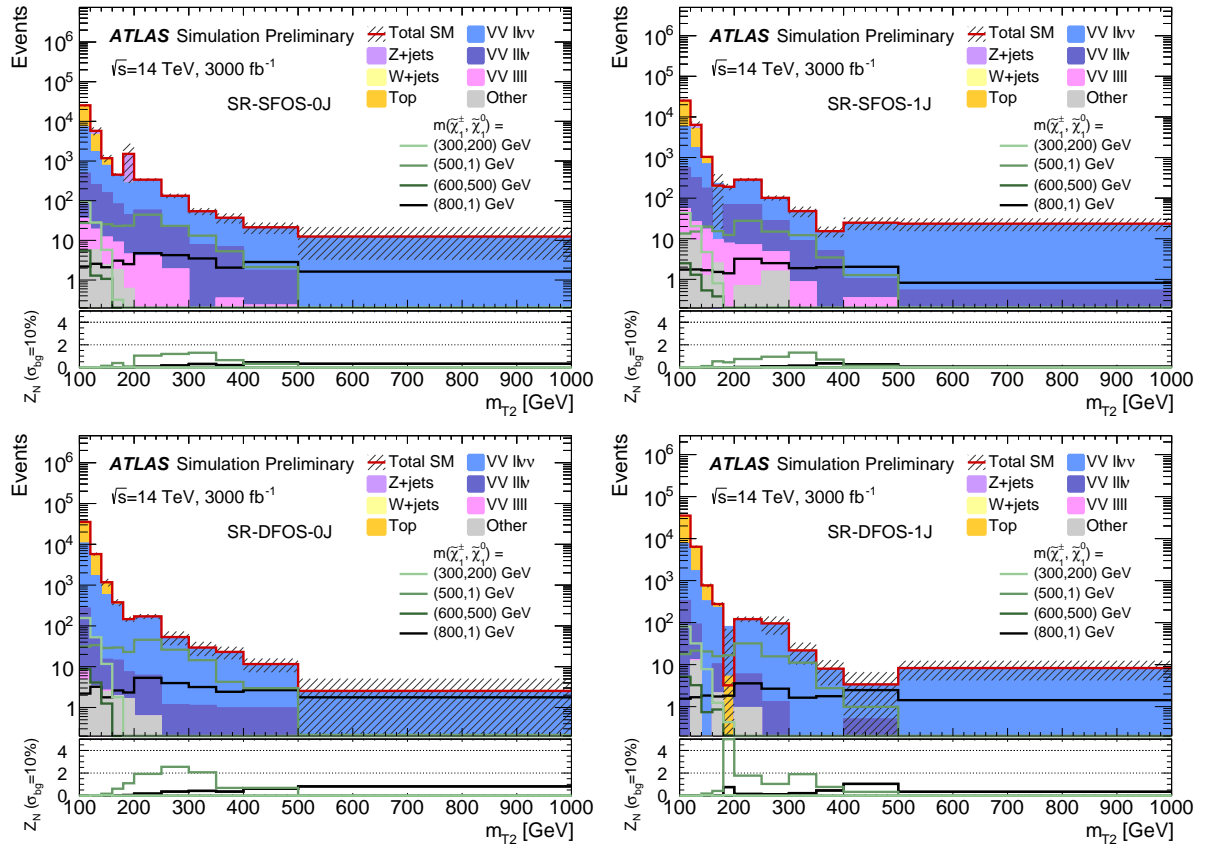


Fig. 2.2.1: Expected number of events from SM and SUSY processes in the signal regions optimised for $\tilde{\chi}_1^+ \tilde{\chi}_1^-$ production, for the HL-LHC. Uncertainties shown are the MC statistical uncertainties only. The lower pad in each plot shows the significance, Z_N using a background uncertainty of 10%, for a selection of SUSY scenarios in each m_{T2} interval.

with the SUSY signal. The transverse mass m_{T2} of SM and SUSY events in the signal regions is shown in Fig. 2.2.1, for events passing $m_{T2} > 100$ GeV. The SM background drops off at lower m_{T2} values (around the W mass), while the SUSY signal is seen to have long tails to high m_{T2} values. The 2ℓ diboson SM processes show long m_{T2} tails, which is mostly from $ZZ \rightarrow \ell^+ \ell^- \nu \bar{\nu}$ production; a small contribution from WW will be present due to the imperfect measurement of the leptons and E_T^{miss} .

To calculate the expected sensitivity to $\tilde{\chi}_1^+ \tilde{\chi}_1^-$ production and decay via W bosons, the uncertainties from the normalisation of the WW background are assumed to scale inversely with the increase in luminosity, and thus decrease to $\sim 1\%$, while a better understanding of WW could halve the theoretical uncertainties to $\sim 2.5 - 5\%$. It is assumed that the experimental uncertainties will be understood to the same level, or better, than the 13 TeV analysis [82]. Two scenarios are considered for $\tilde{\chi}_1^+ \tilde{\chi}_1^-$ production and decay via W bosons at the HL-LHC: the so-called Run-2 scenario, with 5% experimental uncertainty on the signal and SM background, a 10% theoretical uncertainty on the signal, and a 10% modelling uncertainty on the SM background, and the so-called baseline scenario, where the WW theoretical uncertainty can be understood to a better level and modelling uncertainty on SM background halves to 5%.

The statistical combination of all disjoint signal regions is used to set model-dependent exclusion limits. For each of the three uncertainties considered, half of the value is treated as correlated across signal regions, and the other half as uncorrelated. The exclusion potentials for $\tilde{\chi}_1^+ \tilde{\chi}_1^-$ production and decay via W bosons at the HL-LHC are shown in Fig. 2.2.2 for the baseline scenario. In the absence

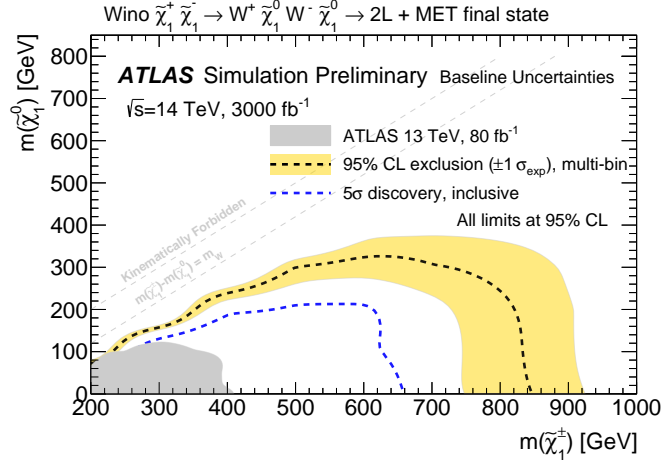


Fig. 2.2.2: The 95% C.L. exclusion and discovery potential for $\tilde{\chi}_1^+ \tilde{\chi}_1^-$ production at the HL-LHC (3 ab^{-1} at $\sqrt{s}=14 \text{ TeV}$), assuming $\tilde{\chi}_1^\pm \rightarrow W \tilde{\chi}_1^0$ with a BR of 100%, for an uncertainty on the modelling of the SM background of 5% (baseline uncertainty). The observed limits from the analyses of 13 TeV data [82] are also shown.

of an excess, $\tilde{\chi}_1^+ \tilde{\chi}_1^-$ production may be excluded up to 840 GeV in $\tilde{\chi}_1^\pm$ mass. For the Run-2, where the modelling uncertainty on the SM background are raised from 5% to 10%, the expected exclusion potential decreases by 10 GeV in $\tilde{\chi}_1^\pm$ mass and 30 GeV in $\tilde{\chi}_1^0$ mass. To calculate the discovery potential, eleven inclusive signal regions are defined with m_{T2} larger than the lower bound of each m_{T2} interval, and the inclusive signal region with the best expected sensitivity is used. At the HL-LHC, the discovery potential reaches up to 660 GeV in $\tilde{\chi}_1^\pm$ mass with the baseline scenario assumption for the background modelling uncertainty, and it decreases by 30 GeV in $\tilde{\chi}_1^\pm$ mass and 60 GeV in $\tilde{\chi}_1^0$ mass if uncertainties doubled.

2.2.2 Chargino-Neutralino searches in multileptons at HL-LHC

Contributors: A. De Santo, B. Safarzadeh Samani, F. Trovato, ATLAS

Charginos and next-to-lightest neutralinos decaying via W and Z or Higgs bosons and LSP are searched for using three-lepton signatures characterised by large missing transverse momentum [80]. A simplified model describing the direct production of $\tilde{\chi}_1^\pm \tilde{\chi}_2^0$ is studied here, where the $\tilde{\chi}_1^\pm$ and $\tilde{\chi}_2^0$ are assumed to be pure wino and equal mass, while the $\tilde{\chi}_1^0$ is the LSP and is assumed to be pure bino and stable. The selection for $\tilde{\chi}_1^\pm \tilde{\chi}_2^0 \rightarrow W \tilde{\chi}_1^0 Z \tilde{\chi}_1^0$ at the HL-LHC follows the strategy used in the 13 TeV search [83]. Events are selected with exactly three leptons (electrons or muons) with $p_T > 20 \text{ GeV}$ and $|\eta| < 2.5$, two of which must form an SFOS pair consistent with a Z boson decay and have $|m_{\ell\ell} - m_Z| < 10 \text{ GeV}$. To resolve ambiguities when multiple SFOS pairings are present, the transverse mass m_T is calculated using the unpaired lepton for each possible SFOS pairing, and the combination that minimises the transverse mass, m_T^{\min} , is chosen. The two leading leptons must have $p_T > 25 \text{ GeV}$, and $m_{\ell\ell}$ must be larger than 20 GeV to reject low mass SM decays. To suppress the $t\bar{t}$ background, events are vetoed if they contain b -tagged jets with $p_T > 30 \text{ GeV}$, while the Z +jets background is suppressed by requiring $E_T^{\text{miss}} > 50 \text{ GeV}$.

A set of disjoint signal regions binned in m_T^{\min} and E_T^{miss} are used to maximise model-dependent exclusion sensitivity. Each SR is identified by the number of jets (-0J or -1J), the range of the E_T^{miss} interval and the range of the m_T^{\min} interval, as seen in Table 2.2.1. The SRs with at least one jet are defined to extend the sensitivity for the signal benchmark points in which the mass differences between the $\tilde{\chi}_1^+$ and $\tilde{\chi}_1^0$ is small. In such scenarios higher E_T^{miss} in the event is expected when the $\tilde{\chi}_1^\pm \tilde{\chi}_2^0$ system recoils against the initial-state-radiation jets. The distribution of E_T^{miss} and m_T^{\min} in the 0-jet and 1-jet

Common				
lepton flavour/sign	$e^+e^-\ell^\pm$ or $\mu^+\mu^-\ell^\pm$			
	SR-0J		SR-1J	
number of jets	= 0		≥ 1	
Binned SR	m_T^{\min} [GeV]	E_T^{miss} [GeV]	m_T^{\min} [GeV]	E_T^{miss} [GeV]
	$\in [150, 250]$	$\in [200, 250]$ $\in [250, 350]$ $\in [350, 450]$ $\in [450, \infty]$	$\in [150, 250]$	$\in [200, 250]$ $\in [250, 350]$ $\in [350, 450]$ $\in [450, 600]$ $\in [600, \infty]$
	$\in [250, 400]$	$\in [150, 250]$ $\in [250, 350]$ $\in [350, 500]$ $\in [500, \infty]$	$\in [250, 400]$	$\in [150, 250]$ $\in [250, 350]$ $\in [350, 500]$ $\in [500, \infty]$
	$\in [400, \infty]$	$\in [150, 350]$ $\in [350, 450]$ $\in [450, 600]$ $\in [600, \infty]$	$\in [400, \infty]$	$\in [150, 350]$ $\in [350, 450]$ $\in [450, 600]$ $\in [600, \infty]$

Table 2.2.1: Signal regions for the chargino/next-to-lightest neutralino production analysis.

categories are shown in Fig. 2.2.3 for events with $E_T^{\text{miss}} > 150$ GeV and $m_T^{\min} > 150$ GeV.

To calculate the expected sensitivity to $(\tilde{\chi}_1^\pm/\tilde{\chi}_2^0)$ production, a 5% experimental uncertainty on the SM background and signal, a 10% theoretical uncertainty on the signal, and a 10% modelling uncertainty on the SM are assumed. With these uncertainty assumptions, Fig. 2.2.4 shows the expected exclusion for $\tilde{\chi}_1^\pm\tilde{\chi}_2^0 \rightarrow W\tilde{\chi}_1^0 Z\tilde{\chi}_1^0$. In the absence of an excess, chargino and neutralino masses up to 1150 GeV may be excluded. The discovery potential is also shown in Fig. 2.2.4, which reaches up to 920 GeV in chargino and neutralino masses.

2.2.3 Chargino-Neutralino production in the $Wh \rightarrow \ell\nu b\bar{b}$ channel at HL-LHC

Contributors: D. Bogavac, M. D’Onofrio, Y. Gao, M. Sullivan, H. Teagle, ATLAS

Chargino and next-to-lightest neutralinos can be searched for in one lepton plus b -jets final state events if the next-to-lightest neutralino decays into a SM-like Higgs boson and the LSP [80]. The Higgs decay mode into two b -quarks is exploited. Signal models with $\tilde{\chi}_1^\pm$ and $\tilde{\chi}_2^0$ masses up to 1500 GeV are considered in this search. The analysis is performed separately in three signal regions targeting signal models with different values of mass difference $\Delta m = m(\tilde{\chi}_1^\pm/\tilde{\chi}_2^0) - m(\tilde{\chi}_1^0)$: low ($\Delta m < 300$ GeV), medium ($\Delta m \in [300, 600]$ GeV) and high ($\Delta m > 600$ GeV).

The expected SM background is dominated by top quark pair-production $t\bar{t}$ and single top production, with smaller contributions from vector boson production W +jets, associated production of $t\bar{t}$ and a vector boson $t\bar{t}V$ and dibosons.

The event selection follows a similar strategy as in the previous studies documented in Ref. [84]. Candidate leptons (electrons or muons) are required to have $p_T > 25$ GeV and $|\eta| < 2.47$ (2.7), and pass “tight” and “medium” identification criteria for electrons and muons respectively. Candidate jets are reconstructed using the anti- k_t algorithm with $R = 0.4$, are required to have p_T greater than 25 GeV and $|\eta| < 2.5$. The jets tagged as originating from b -decays are required to pass the jet requirements described previously, and pass the MV2c10 tagging algorithm operating at 77% b -jet tagging efficiency. Candidate jets and electrons are required to satisfy $\Delta R(e, \text{jet}) > 0.2$. Any leptons within $\Delta R = 0.4$ of the remaining jet are removed. The E_T^{miss} at generator level is calculated as the vectorial sum of the momenta of neutral weakly-interacting particles, in this case neutrinos and neutralinos.

Events containing exactly one lepton, and two or three jets passing the above object definitions are

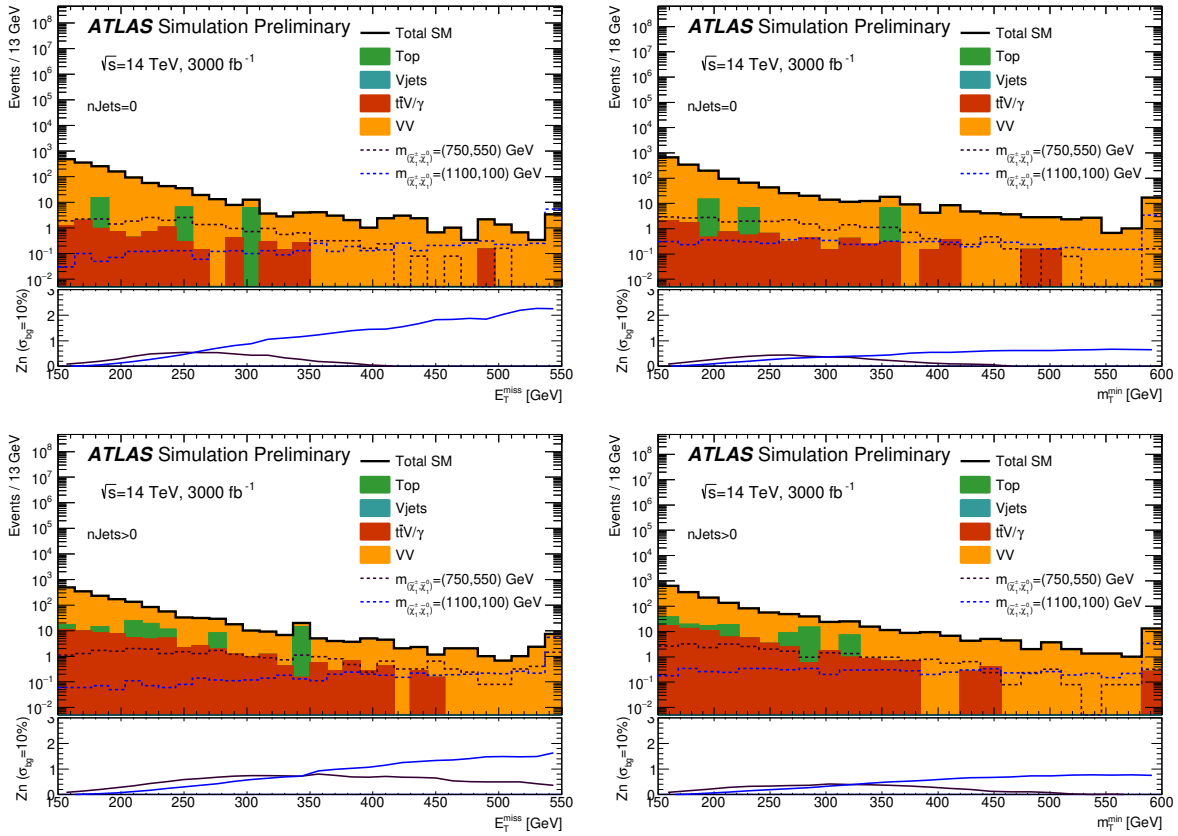


Fig. 2.2.3: Distribution of E_T^{miss} and m_T^{min} in the events with zero jets (top) and the events with at least one jet (bottom). All baseline requirements along with the E_T^{miss} and m_T^{min} selections of 150 GeV are applied. The lower pad in each plot shows the significance, Z_N using a background uncertainty of 10%, for the SUSY reference points.

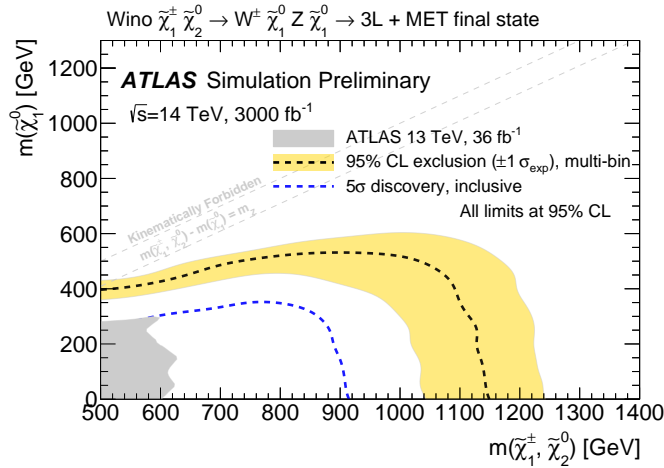


Fig. 2.2.4: Expected exclusion limit and discovery potential on SUSY simplified models for $(\tilde{\chi}_1^\pm/\tilde{\chi}_2^0)$ production with decays via W/Z bosons, assuming 15% uncertainty on the modelling of the SM backgrounds.

selected. Two of the jets are required to be b -tagged with the criteria defined above. Four key variables are further used to discriminate signal from background: the invariant mass of the two b -tagged jets, m_{bb} , the transverse momentum imbalance in the event, E_T^{miss} , the transverse mass constructed using the leading

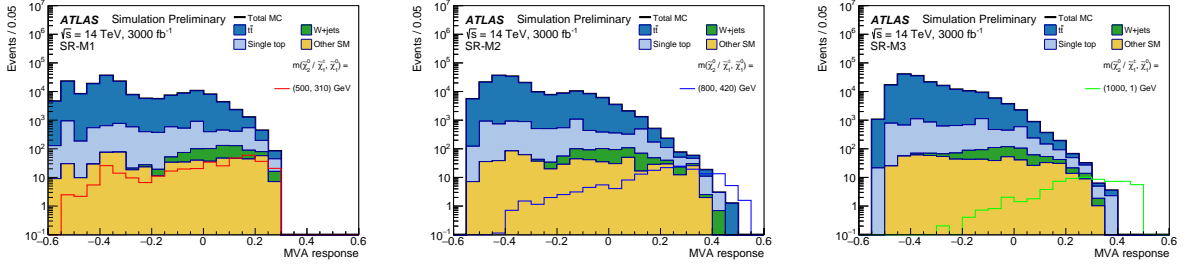


Fig. 2.2.5: Distributions of the BDT responses in the three signal regions for the events that pass the preselection and are within m_{bb} mass window of [105, 135] GeV. The contributions from all SM background are shown as stacked, and the expected distribution from the benchmark signal models are overlaid.

lepton p_T and the E_T^{miss} , m_T , and the contranverse mass constructed using the two b -tagged jets, m_{CT} . The m_{bb} is used to select events which have dijet masses within a window of the Higgs boson mass. The transverse mass variable m_T , defined from the E_T^{miss} and the leading lepton in the event, is effective at suppressing SM backgrounds containing W bosons due to the expected kinematic endpoint around the W boson mass assuming an ideal detector with perfect momentum resolution. The contranverse mass variable m_{CT} is defined for the $b\bar{b}$ system as $m_{CT} = 2p_T^{b_1}p_T^{b_2}(1 + \cos \Delta\phi_{bb})$, where $p_T^{b_1}$ and $p_T^{b_2}$ are transverse momenta of the two leading b -jets and $\Delta\phi_{bb}$ is the azimuthal angle between them. It is an effective variable to select Higgs boson decays into b -quarks and to suppress the $t\bar{t}$ backgrounds.

A set of common loose requirements, referred to as preselection, are applied first to suppress the fully hadronic multijet and W +jets backgrounds: $m_T > 40$ GeV, $m_{bb} > 50$ GeV, $E_T^{\text{miss}} > 200$ GeV. A multivariate method based on boosted decision trees (BDT) is then chosen for the optimal sensitivity. In this approach, three independent BDTs (referred to as M1, M2 and M3), are trained separately in each signal region for events passing the preselection and within the m_{bb} mass window of [105, 135] GeV. In all regions, the following seven variables are used as inputs: E_T^{miss} , m_T , m_{CT} , the leading lepton p_T , the leading and sub-leading b -jet p_T , as well as the angular separation of the two b -jets $\Delta R(b_1, b_2)$. The BDT output distributions are then used to optimise signal regions maximising the expected significance Z_N of the benchmark signal model. Examples of the BDT output distributions are shown in Fig. 2.2.5. The resulting signal region regions targeting models with low (SR-M1), medium (SR-M2) and high (SR-M3) Δm , are defined by requiring the BDT ranged larger than 0.25, 0.35 and 0.30, respectively.

The SM background is dominated by the top backgrounds, including both the $t\bar{t}$ and single top processes. The largest systematic uncertainties arise from the theoretical modelling of the irreducible backgrounds of $t\bar{t}$ and single top, mainly from the generator difference, renormalisation and factorisation scale variations and the interference between the $t\bar{t}$ and single top background. The total theoretical uncertainty is estimated to be about 7%. Experimental uncertainties are dominated by the jet energy scale (JES) and jet energy resolution (JER), on the order of 6%. Figure 2.2.6 shows the expected 95% C.L. exclusion and 5σ discovery contours for the simplified models described earlier. In this model, masses of $\tilde{\chi}_1^\pm/\tilde{\chi}_2^0$ up to about 1280 GeV are excluded at 95% C.L. for a massless $\tilde{\chi}_1^0$. The discovery potential at 5σ can be extended up to 1080 GeV for a massless $\tilde{\chi}_1^0$.

2.2.4 Chargino-Neutralino searches with same-charge dilepton final states at HL-LHC

Contributors: G. Zevi Della Porta, A. Canepa, CMS

This section presents a search from CMS for the pair production of $\tilde{\chi}_2^\pm, \tilde{\chi}_4^0$ in the final states with two same charge leptons, large E_T^{miss} and modest jet activity. The search is motivated by radiatively-driven natural supersymmetry (RNS) models, such as those presented in Section 2.4.2. In these models, the mass spectra of the supersymmetric partners of the gauge and Higgs bosons are characterised by

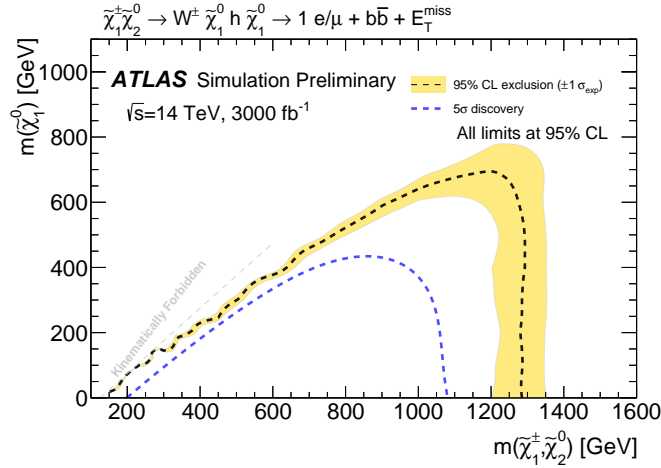


Fig. 2.2.6: Expected 95% C.L. exclusion and 5σ discovery contours in the $m(\tilde{\chi}_1^0), m(\tilde{\chi}_1^\pm/\tilde{\chi}_2^0)$ masses plane for the Wh -mediated simplified model.

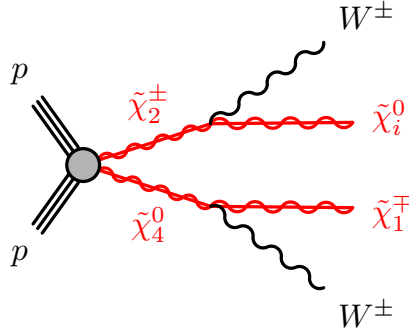


Fig. 2.2.7: Diagram for wino-like $\tilde{\chi}_2^\pm \tilde{\chi}_4^0$ pair-production and decay into a final state with two same charge W bosons.

low-mass higgsino-like $\tilde{\chi}_1^0, \tilde{\chi}_2^0, \tilde{\chi}_1^\pm$, and heavier bino-like $\tilde{\chi}_3^0$ along with mass-degenerate wino-like $\tilde{\chi}_2^\pm, \tilde{\chi}_4^0$. Two complementary analyses are designed to probe the wino and higgsino sectors of this model. The final states resulting from higgsino production, discussed in Section 2.2.5.1, are characterised by very low p_T SM particles, due to the small mass difference between the low mass states and the $\tilde{\chi}_1^0$. The final states resulting from wino production, discussed in this section, are expected to have a significant contribution of events (around 25% of the total BR) where $\tilde{\chi}_2^\pm \tilde{\chi}_4^0$ decay into the higgsino sector emitting same-charge W bosons as in Fig. 2.2.7 [85, 86]. This analysis is based on Ref. [87].

Estimates of signal and background yields are based on Monte Carlo samples followed by a DELPHES simulation [33] of the CMS Phase-2 detector. The signal samples are generated by MADGRAPH5 AMC@NLO (v2.3.3) [67] with up to two additional jets at leading order precision. The supersymmetric particles are then decayed by the PYTHIA 8.2 [68] package also providing showering and hadronisation. The cross-sections for SUSY production have been calculated for $\sqrt{s}=14$ TeV at NLO-NLL using the resumming code from Ref. [59, 60] with CTEQ6.6 and MSTW2008nlo90cl PDFs. The background samples are generated with MADGRAPH5 at LO, followed by parton showering and hadronisation with PYTHIA 6 [88]. The DELPHES-based yields of processes containing prompt leptons are corrected by the lepton reconstruction, identification and isolation efficiencies measured in Run 2 collision data. For example, the reconstruction efficiency for centrally produced electrons ranges from 60 to 86% for p_T values between 20 and 200 GeV. The DELPHES-based yields of processes containing

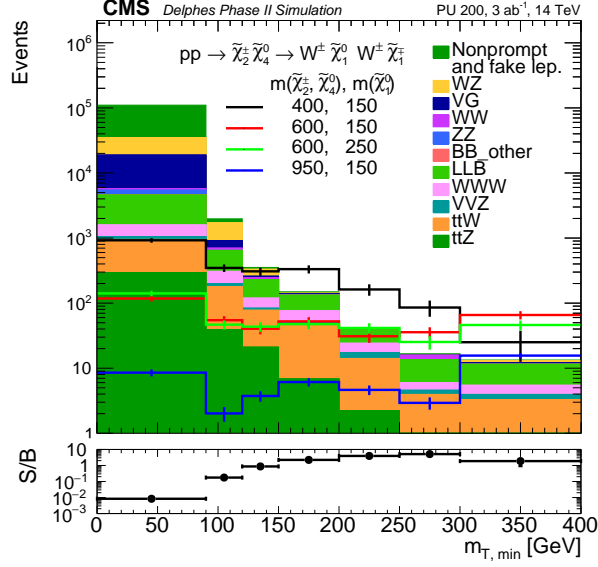


Fig. 2.2.8: Distribution of $m_{T,\min}$ in candidate events satisfying the signal region selection. For coloured lines displaying the signal yields, the first number in the legend refers to the $\tilde{\chi}_2^\pm \tilde{\chi}_4^0$ mass while the second number refers to the value of the $\tilde{\chi}_1^0$ mass.

non-prompt leptons are increased by 25%, based on Ref. [89], to account for events with misidentified leptons from light flavour quarks, which are not included by DELPHES [89].

Candidate signal events are selected if they contain two high quality and isolated leptons with $p_T \geq 20$ GeV, $|\eta| \leq 1.6$, and the same charge. Discrimination from the background processes is achieved by selecting events with no additional leptons with $p_T \geq 5$ GeV and $|\eta| \leq 4.0$ (to suppress multi-boson production), and no $p_T \geq 30$ GeV jets (to suppress events with top quarks). The remaining background processes include the pair production of W and Z/Z* bosons, as well as the W+jets and $t\bar{t}$ processes in association with a non-prompt or misidentified lepton. These are suppressed by imposing a tight selection on the $m_{T,\min}$ based on E_T^{miss} and the p_T of the leptons and defined as

$$m_{T,\min} = \min[m_T(p_T^{\text{lep1}}, E_T^{\text{miss}}), m_T(p_T^{\text{lep2}}, E_T^{\text{miss}})]. \quad (2.2.1)$$

Figure 2.2.8 shows the distribution of the $m_{T,\min}$ observable in events satisfying the signal region selection described above. To maximise the sensitivity, seven signal regions are then defined with $m_{T,\min}$ in the ranges $[0, 90)$, $[90, 120)$, $[120, 150)$, $[150, 200)$, $[200, 250)$, $[250, 300)$, and $[300, \text{inf})$ GeV.

The search sensitivity is calculated using a modified frequentist approach with the CL_S criterion and asymptotic results for the test statistic [90, 91]. The systematic uncertainty on the prompt (fake, signal) yields is assumed to be 20% (50%, 20%) based on the estimates computed in the corresponding search carried out in Run 2 collision data [89].

The upper limit on the production cross-section of pair produced $\tilde{\chi}_2^\pm \tilde{\chi}_4^0$ decaying into a final state with two same charge W bosons with a BR of 25% is shown in Fig. 2.2.9 for two μ scenarios (where $\mu \sim m_{\tilde{\chi}_1^\pm}, m_{\tilde{\chi}_2^0}, m_{\tilde{\chi}_1^0}$). The value $\tilde{\chi}_1^0 = 150$ GeV is representative of the region of parameter space outside the reach of the Run 2 search for direct production of higgsinos in the final states with two same flavour opposite sign leptons [92], while $\tilde{\chi}_1^0 = 250$ GeV is close to the sensitivity reach of the same search when extrapolated to the HL-LHC (Sec. 2.2.5.1). As expected, the sensitivity depends only mildly on the value of $\tilde{\chi}_1^0$ at large $\tilde{\chi}_2^\pm \tilde{\chi}_4^0$ mass values, while as the $\tilde{\chi}_2^\pm \tilde{\chi}_4^0$ mass approaches $\tilde{\chi}_1^0$ the dependence is more significant. Wino-like mass degenerate $\tilde{\chi}_2^\pm \tilde{\chi}_4^0$ are excluded at 95% C.L. for masses up to 900 GeV

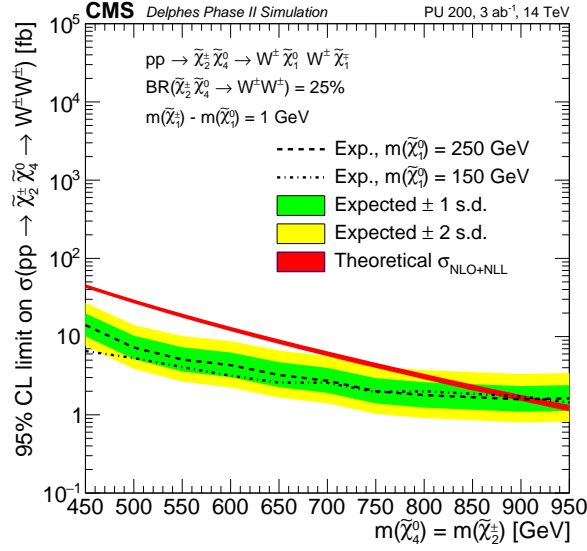


Fig. 2.2.9: Upper limit on the production cross-section of pair produced $\tilde{\chi}_2^\pm \tilde{\chi}_4^0$ decaying into a final state with two same charge W boson with a BR of 25% for two assumptions on the $\tilde{\chi}_1^0$ mass.

in both the $\tilde{\chi}_1^0=150$ GeV and 250 GeV scenarios. This demonstrates that the HL-LHC has the potential to probe most of the natural SUSY parameter space with EW naturalness measure $\Delta EW \leq 30$ [93].

2.2.5 Searches for SUSY models with compressed electroweakino mass spectra at HL-LHC

In several SUSY scenarios, higgsinos could be light, with masses below 1 TeV, and the absolute value of the higgsino mass parameter μ is expected to be near the weak scale, while the magnitude of the bino and wino mass parameters, M_1 and M_2 can be significantly larger, *i.e.* $|\mu| \ll |M_1|, |M_2|$. This results in the three lightest electroweakino states being dominated by the higgsino component. In this scenario, their masses are separated by hundreds of MeV to tens of GeV depending on the composition of these mass eigenstates, which is determined by the specific values of M_1 and M_2 . Investigating either of these scenarios, with very small mass splitting between the lightest electroweakinos, is particularly challenging at hadron colliders, both due to the small cross-sections and the small transverse momenta of the final state particles. As of writing the ATLAS and CMS collaborations have searched for higgsinos in up to 36 fb^{-1} of proton-proton collision data [92, 94] and just started probing the parameter space beyond the LEP experiments' limits [95, 96]. By providing 3 ab^{-1} of proton-proton collision data at a c.o.m. energy of 14 TeV, the HL-LHC has the potential to significantly extend the sensitivity to higgsinos and thus to natural SUSY. This is depicted also in Section 2.4.2 of this report.

The model used for the development of the searches for higgsino-like $\tilde{\chi}_i^\pm$ and $\tilde{\chi}_j^0$ by ATLAS and CMS is a SUSY simplified model where the higgsino-like $\tilde{\chi}_1^\pm$ and $\tilde{\chi}_2^0$ are assumed to be quasi mass-degenerate and produced in pairs. The model contains both the $\tilde{\chi}_1^\pm \tilde{\chi}_2^0$ and the $\tilde{\chi}_2^0 \tilde{\chi}_1^0$ production, where $\tilde{\chi}_1^\pm$ decays into $W^* \tilde{\chi}_1^0$ and $\tilde{\chi}_2^0$ into $Z^* \tilde{\chi}_1^0$, respectively, with a branching fraction of 100% (Fig. 2.2.10).

Both ATLAS and CMS analyses presented in the following exploit the presence of charged leptons with low transverse momenta arising from the off-shell W and Z bosons in the $\tilde{\chi}_1^\pm \rightarrow W^* \tilde{\chi}_1^0$ and $\tilde{\chi}_2^0 \rightarrow Z^* \tilde{\chi}_1^0$ decays, and large missing transverse momentum due to the presence of an ISR jet.

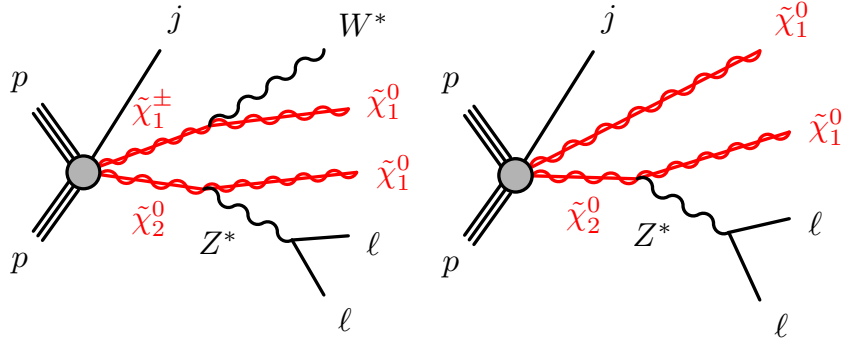


Fig. 2.2.10: Example Feynman diagrams for $\tilde{\chi}_1^\pm \tilde{\chi}_2^0$ (left) and $\tilde{\chi}_2^0 \tilde{\chi}_1^0$ (right) s -channel pair production, followed by the leptonic decay of the $\tilde{\chi}_2^0$.

2.2.5.1 Higgsino search prospects at CMS

Contributors: A. Canepa, J. Hogan, S. Kulkarni, B. Schneider, CMS

The results presented here are from Ref. [97] from the CMS Collaboration. If the $\tilde{\chi}_1^\pm$, $\tilde{\chi}_2^0$, and $\tilde{\chi}_1^0$ are higgsino-like, the mass splitting is just driven by radiative corrections and acquires values up to a few GeV. As a result, pair-produced $\tilde{\chi}_1^\pm \tilde{\chi}_2^0$ or pair-produced $\tilde{\chi}_2^0 \tilde{\chi}_1^0$ can decay promptly into $\tilde{\chi}_1^0$ only via off-shell W and Z bosons, leading to events with low transverse momentum (p_T) SM particles. In leptonic decays of the Z boson, the events will contain one same-flavour, opposite-charge lepton pair, the invariant mass of which has a kinematic endpoint at $\Delta M(\tilde{\chi}_2^0, \tilde{\chi}_1^0) = m(\tilde{\chi}_2^0) - m(\tilde{\chi}_1^0)$. Sensitivity to the signal is achieved by requiring at least one jet from initial-state radiation (ISR) that recoils against the two $\tilde{\chi}_1^0$ and produces significant missing transverse momentum ($\mathbf{p}_T^{\text{miss}}$) in the event.

In the analysis muons (electrons) are selected with $5 \leq p_T \leq 30$ GeV and $|\eta| \leq 2.4$ (1.6). Dedicated lepton identification criteria are then applied, providing 40% to 90% efficiency for muons and 20% to 80% efficiency for electrons. Finally, identified leptons are considered candidate leptons if they are isolated. The anti- k_t algorithm with a size parameter of 0.4 is adopted to reconstruct jets. Candidate jets are reconstructed jets with $p_T > 40$ GeV and $|\eta| \leq 4.0$ and are referred to as ISR jets if $p_T > 200$ GeV and $|\eta| \leq 2.4$ (j_{ISR}). Candidate jets consistent with the decay and hadronisation of a B hadron are tagged as b jets with an efficiency of 74%. Spacial separation is imposed between each candidate lepton and jet.

To be considered for this analysis, events are requested to contain at least two low- p_T , same-flavour, opposite-charge candidate leptons, $\mathbf{p}_T^{\text{miss}} \geq 250$ GeV and at least one j_{ISR} . To further exploit the boosted topology of the signal, events are accepted only if the $\mathbf{p}_T^{\text{miss}}$ and the ISR candidate jet p_T satisfy $\Delta\phi(\mathbf{p}_T^{\text{miss}}, p_T(j_{\text{ISR}})) \geq 2.0$ and the angular separation between the two candidate leptons satisfies $\Delta R(\ell_1 \ell_2) \leq 2.0$. Since minor hadronic activity is expected from the EW production of $\tilde{\chi}_1^\pm$ and $\tilde{\chi}_2^0$, an upper bound of 4 is placed on the number of candidate jets N_{jet} .

Several SM processes exhibit a signature similar to that of the signal. One background category consists of prompt processes, where both candidate leptons originate from the prompt decay of W and Z bosons. Another category is misclassified processes, where at least one of the two candidate leptons originates from a semi-leptonic decay of a B hadron, a photon conversion, a decay in flight, or a misidentified quark or gluon. The prompt background is dominated by Drell-Yan (DY), diboson, and $t\bar{t}$ production where both W bosons decay leptonically. The DY contribution is suppressed by requiring significant $\mathbf{p}_T^{\text{miss}}$, while rejecting events with at least one b jet reduces the $t\bar{t}$ background. The dominant misclassified processes are W and $t\bar{t}$ production where one candidate lepton originates from the W boson decay and an additional misclassified lepton is selected in the event. Rejecting events with at least one b jet reduces both contributions. Events satisfying the criteria described above, which are summarised in

Observable	Requirement
N_ℓ	= 2 (same flavour, opposite charge)
$\Delta R(\ell_1 \ell_2)$	≤ 2.0
$N_{b\text{-jet}}$	= 0
N_{jet}	≤ 4
N_{ISR}	≥ 1
$\mathbf{p}_T^{\text{miss}}$	≥ 250 GeV
$\Delta\phi(\mathbf{p}_T^{\text{miss}}, p_T(j_{\text{ISR}}))$	≥ 2.0
m_{ℓ_1, ℓ_2}	[5,40] GeV

Table 2.2.2: Definition of the baseline signal region. In the table, N_ℓ is the number of candidate leptons; $\Delta R(\ell_1, \ell_2)$ is the angular separation between the two candidate leptons in the ϕ, η space; $N_{b\text{-jet}}$ is the number of b jets; N_{jet} is the number of candidate jets (including any ISR jet reconstructed in the event); N_{ISR} is the number of ISR jets; $\Delta\phi(\mathbf{p}_T^{\text{miss}}, p_T(j_{\text{ISR}}))$ is the azimuthal distance between the $\mathbf{p}_T^{\text{miss}}$ vector and the j_{ISR} p_T vector; and m_{ℓ_1, ℓ_2} is the invariant mass of the two candidate leptons.

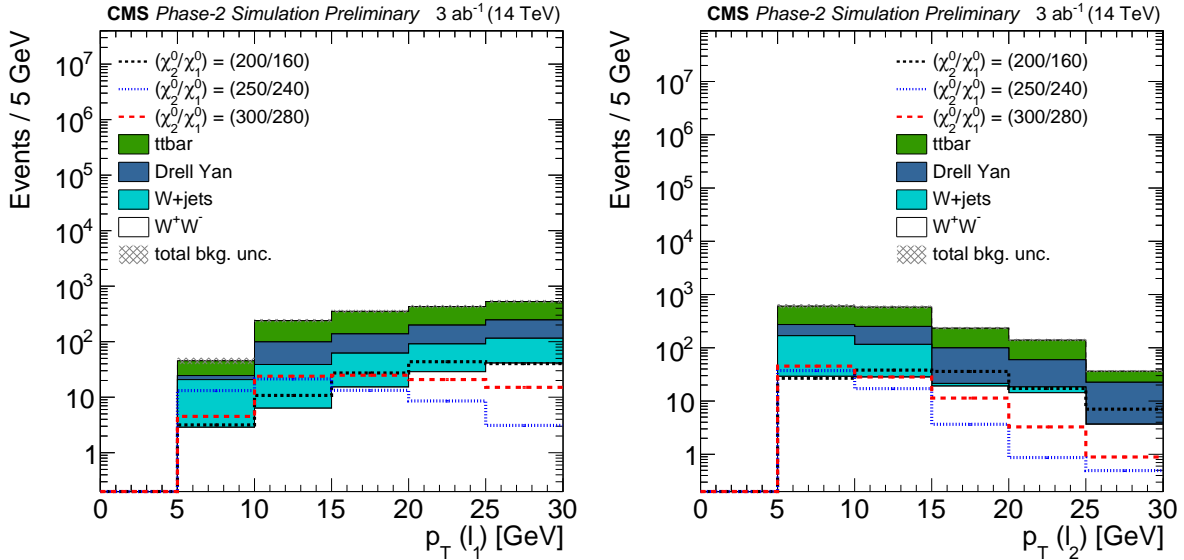


Fig. 2.2.11: Distributions of the p_T of the candidate lepton with the highest p_T (left) and the second-highest p_T (right) for background and signal events in the baseline signal region. Three selected $\tilde{\chi}_1^\pm \tilde{\chi}_2^0 + \tilde{\chi}_2^0 \tilde{\chi}_1^0$ signal models are shown, where the first number corresponds to the mass of the $\tilde{\chi}_2^0$ (and $\tilde{\chi}_1^\pm$) and the second one to the mass of the $\tilde{\chi}_1^0$. The uncertainty band represents systematical uncertainties.

Table 2.2.2, form the baseline signal region for which relevant distributions are presented in Fig. 2.2.11 and 2.2.12.

The missing transverse momentum, the invariant mass of the two candidate leptons, and the sub-leading lepton $p_T(\ell_2)$ observables are found to provide the best discrimination between signal and background. Events in the baseline signal region are therefore classified in 60 categories with $\mathbf{p}_T^{\text{miss}}$ values in [250, 300, 350, 400, 500, ∞] GeV, m_{ℓ_1, ℓ_2} values in [5, 10, 20, 30, 40] GeV, and $p_T(\ell_2)$ in [5, 13, 21, 30] GeV.

Several systematic uncertainties affect the yields of both the background and the signal processes. The dominant experimental uncertainties are those originating from the jet energy corrections (1–2.5%), b -tagging efficiency (1%), lepton identification efficiency and isolation (0.5%, 2.5% for muons and electrons, respectively), and integrated luminosity (1%). An additional systematic uncertainty of 30% on the

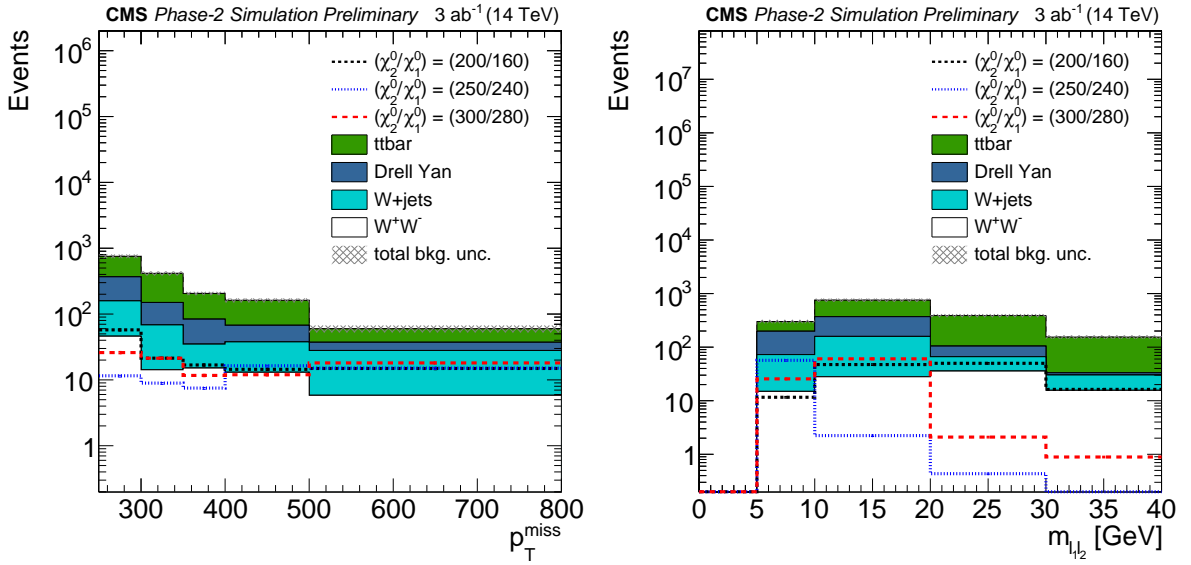


Fig. 2.2.12: Distributions of the p_T^{miss} (left) and m_{ℓ_1, ℓ_2} (right) for background and signal events in the baseline signal region. Three selected $\tilde{\chi}_1^\pm \tilde{\chi}_2^0 + \tilde{\chi}_2^0 \tilde{\chi}_1^0$ signal models are shown, where the first number corresponds to the mass of $\tilde{\chi}_2^0$ (and $\tilde{\chi}_1^\pm$) and the second one to the mass of $\tilde{\chi}_1^0$. The uncertainty band represents systematical uncertainties.

yield of the misclassified background is also assumed based on the estimate in Ref. [92]. It is assumed that the yields are not affected by the statistical uncertainty deriving from the limited number of generated events. Theoretical uncertainties in the signal cross sections and in the acceptance from the choice of parton distribution functions are considered negligible and are not included. However, a systematic uncertainty of 10% in the signal acceptance, similar to the value from Ref. [92], is included to account for the modeling of the ISR jet.

The upper limit on the cross sections is computed at 95% C.L. and shown in Fig. 2.2.13. Higgsino-like mass-degenerate $\tilde{\chi}_1^\pm$ and $\tilde{\chi}_2^0$ are excluded for masses up to 360 GeV if the mass difference with respect to the lightest neutralino $\tilde{\chi}_1^0$ is 15 GeV, extending the sensitivity achieved in Ref. [92] by ≈ 210 GeV. Figure 2.2.13 also shows the 5σ discovery contour, computed using all signal regions without taking the look-elsewhere-effect into account. Under this assumption $\tilde{\chi}_1^\pm$ and $\tilde{\chi}_2^0$ can be discovered for masses as large as 250 GeV. These results demonstrate that the HL-LHC can significantly improve the sensitivity to natural SUSY.

2.2.5.2 Higgsino search prospects at ATLAS

Contributors: S. Amoroso, J. K. Anders, F. Meloni, C. Merlassino, B. Petersen, J. A. Sabater Iglesias, M. Saito, R. Sawada, P. Tornambe, M. Weber; ATLAS

The presented dilepton search [98] investigates final states containing two soft muons and a large transverse momentum imbalance, which arise in scenarios where $\tilde{\chi}_2^0$ and $\tilde{\chi}_1^\pm$ are produced and decay via an off-shell Z and W boson, as depicted in Fig. 2.2.10. Considering the $Z \rightarrow ee$ decay is beyond the scope of this prospect study, but could further improve the sensitivity to these scenarios. Due to the very small mass splitting of the electroweakinos in this scenario, a jet arising from initial-state radiation (ISR) is required, to boost the sparticle system. First constraints surpassing the LEP limits have recently been set by the ATLAS experiment [94], excluding mass splittings down to 2.5 GeV for $m(\tilde{\chi}_1^0) = 100$ GeV.

The search targets scenarios that contain low p_T muons selected with $p_T > 3$ GeV and $|\eta| < 2.5$. Muons that originate from pile up interactions or from heavy flavour decays, referred as fake or

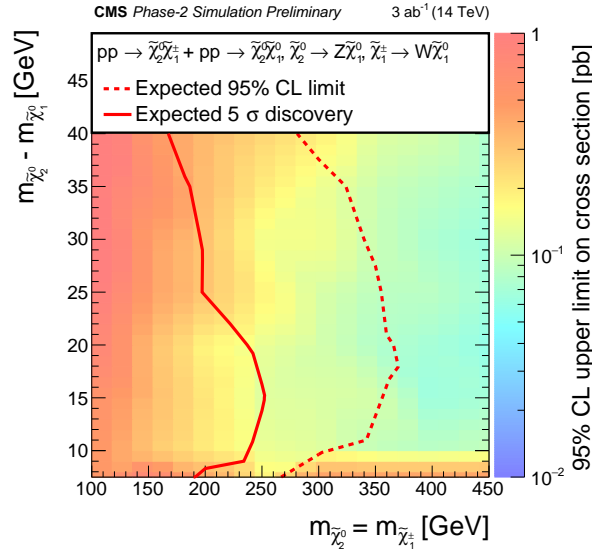


Fig. 2.2.13: 5σ discovery contours and expected 95% C.L. exclusion contours for the combined $\tilde{\chi}_1^\pm \tilde{\chi}_2^0$ and $\tilde{\chi}_1^0 \tilde{\chi}_2^0$ production. Results are presented for $\Delta M(\tilde{\chi}_2^0, \tilde{\chi}_1^0) > 7.5$ GeV.

non-prompt muons, are rejected by applying an isolation to the muon candidates. The main source of these fake muons are decays from heavy flavour mesons and baryons created in the quark hadronisation process. The signal region (SR) optimisation is performed by scanning a set of variables which are expected to provide discrimination between the signal scenario under consideration and the expected SM background processes. Only events with two opposite-sign muons are used in the final selection, as the muon reconstruction rate is not expected to fall dramatically and the muon fake rate is not expected to grow largely with increased pile-up. Additional requirements are applied on the leading jet of $p_T(\text{jet}_1) > 100$ GeV, and on the azimuthal separation $\Delta\phi(\text{jet}_1, E_T^{\text{miss}}) > 2.0$. In order to discriminate the signal from SM background processes, kinematic variables are used such as the total number of muons in the event, the total number of jets and b -jets with $p_T > 30$ GeV, the E_T^{miss} , the invariant mass of the dilepton system ($m_{\ell\ell}$), the angular separation between the leptons ($\Delta R(\ell, \ell)$) and more.

Figure 2.2.14 presents a selection of kinematic distributions after the full SR selection is applied, minus the selection on the variable under consideration. The final SR definitions split the $m_{\ell\ell}$ into six non-overlapping SRs, with $m_{\ell\ell}$ selections of [1, 3], [3.2, 5], [5, 10], [10, 20], [20, 30] and [30, 50] GeV.

The leading sources of background in the SR are from $t\bar{t}$, single-top, WW + jets, and $Z/\gamma^*(\rightarrow \tau\tau)$ + jets. The dominant source of reducible background arises from processes where one or more leptons are fake or non-prompt, such as in W +jets production. The fake/non-prompt lepton background arises from jets misidentified as leptons, photon conversions, or semileptonic decays of heavy-flavour hadrons. The total uncertainty for the dilepton search is extrapolated to be 30% and are dominated by the modelling of the fake and non-prompt lepton backgrounds, followed by the experimental uncertainties related to the jet energy scale and flavour tagging. The experimental uncertainty is assumed to be fully correlated between the background and the signal.

Figure 2.2.15 shows the 95% C.L. exclusion limits in the $m(\tilde{\chi}_2^0)$, $\Delta m(\tilde{\chi}_2^0, \tilde{\chi}_1^0)$ plane. With 3 ab^{-1} , $\tilde{\chi}_2^0$ masses up to 350 GeV could be excluded, as well as $\Delta m(\tilde{\chi}_2^0, \tilde{\chi}_1^0)$ between 2 and 25 GeV for $m(\tilde{\chi}_2^0) = 100$ GeV. In the figure the blue curve presents the 5σ discovery potential of the search. To calculate the discovery potential a single-bin discovery test is performed by removing the lower bound on $m_{\ell\ell}$ in the SRs previously defined.

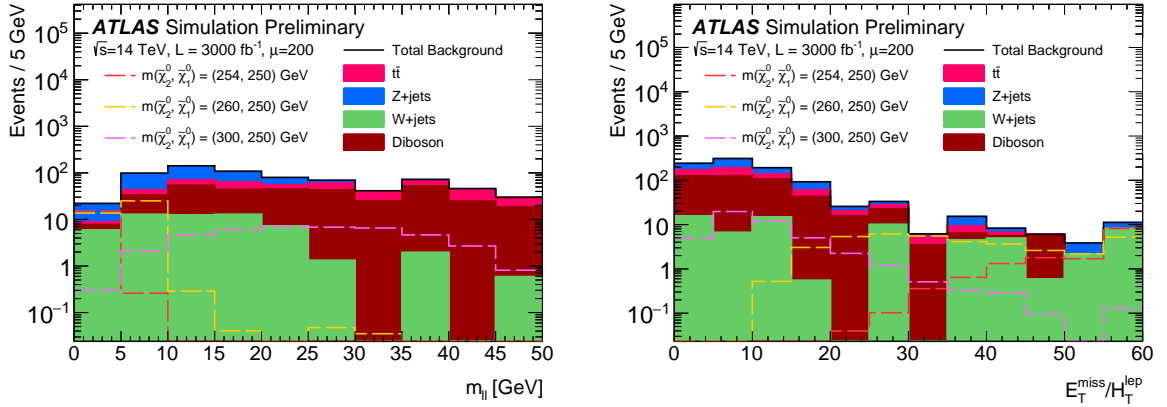


Fig. 2.2.14: Distributions of a selection of kinematic variables used for the SR optimisation in the dilepton search. The variables are presented with the full SR selections implemented aside from the selection on the variable shown. Three signal models with $m(\chi_1^0) = 250$ GeV and different mass splittings ($\Delta m(\chi_2^0, \chi_1^0) = 4, 10, \text{ and } 50$ GeV) are overlaid.

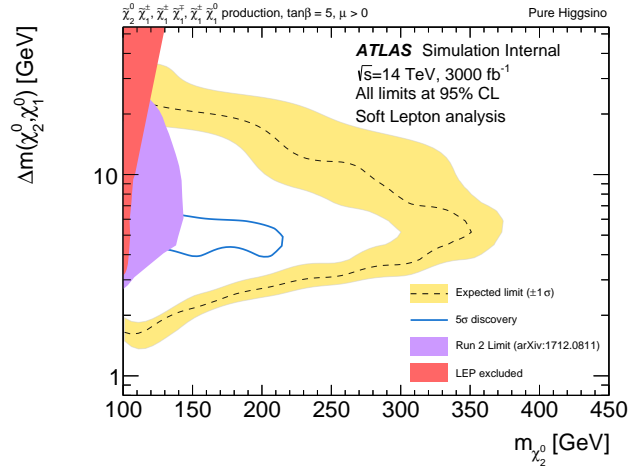


Fig. 2.2.15: Expected exclusion limit (dashed line) in the $\Delta m(\tilde{\chi}_2^0, \tilde{\chi}_1^0)$, $m(\tilde{\chi}_2^0)$ mass plane, at 95% C.L. from the dilepton analysis with 3 ab^{-1} of 14 TeV, proton-proton collision data in the context of a pure Higgsino LSP with $\pm 1\sigma$ (yellow band) from the associated systematic uncertainties. The blue curve presents the 5σ discovery potential of the search. The purple contour is the observed exclusion limit from the Run 2 analysis. The figure also presents the limits on chargino production from LEP. The relationship between the masses of the chargino and the two lightest neutralinos in this scenario is $m(\tilde{\chi}_1^\pm) = \frac{1}{2}(m(\tilde{\chi}_1^0) + m(\tilde{\chi}_2^0))$.

2.2.6 Multileptons from resonant electroweakinos in left-right SUSY at HL- and HE-LHC

Contributors: M. Frank, B. Fuks, K. Huitu, S. Mondal, S. Kumar Rai, H. Waltari

Left-right supersymmetric (LRSUSY) models, based on the gauge symmetry $SU(3)_C \times SU(2)_L \times SU(2)_R \times U(1)_{B-L}$, inherit the attractive features of the left-right (LR) symmetry [99, 100], whereas they forbid any R -parity violating operators thanks to the gauged $B - L$ symmetry. To naturally describe the small magnitude of the neutrino masses and preserve R -parity, the model superfield content includes both $SU(2)_L$ and $SU(2)_R$ triplets of Higgs supermultiplets. The neutral component of the $SU(2)_R$ Higgs scalar field then acquires a large vacuum expectation value v_R , which breaks the LR symmetry and makes the $SU(2)_R$ gauge sector heavy. In order to prevent the tree-level vacuum from being a charge-

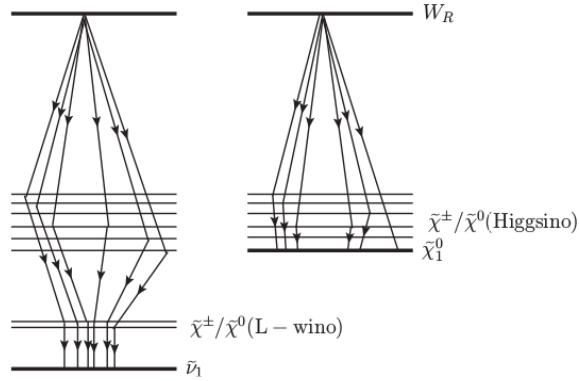


Fig. 2.2.16: The two LRSUSY spectra chosen for our study. Left: sneutrino LSP spectrum, where the W_R boson decays into multiple higgsino-like chargino-neutralino pairs, each electroweakino subsequently decaying into the sneutrino LSP either directly or through an intermediate $SU(2)_L$ wino-like chargino-neutralino pair. Right: neutralino LSP spectrum, where the W_R bosons decays into higgsino-like chargino-neutralino pairs, the electroweakinos subsequently decaying into the lightest (higgsino-like) neutralino.

breaking one, we can either rely on spontaneous R -parity violation [101], one-loop corrections [102], higher-dimensional operators [103] or additional $B - L = 0$ triplets [104]. Whereas the first two options restrict v_R to be of at most about 10 TeV, the latter ones enforce v_R to lie above 10^{10} GeV. In this work, we rely on radiative corrections to stabilise the vacuum, so that the lightest supersymmetric particle (LSP) is stable and can act as a dark matter candidate.

Two viable LSP options emerge from LRSUSY, neutralinos and right sneutrinos. Out of the 12 neutralinos, gauginos and LR bidoublet, higgsinos can generally be lighter than 1 TeV. The correct relic density can be accommodated with dominantly-bino LSPs with a mass close to $m_h/2$ [105], whilst in the bidoublet higgsinos case (featuring four neutralinos and two charginos that are nearly-degenerate), co-annihilations play a crucial role and impose higgsino masses close to 700 GeV. In this setup, the rest of the spectrum is always heavier, so that SUSY could be challenging to discover. Right sneutrino LSP annihilate via the exchange of an s -channel Higgs boson through gauge interactions stemming from the D -terms [105]. Without options for co-annihilating, the LSP sneutrino mass must lie between 250 and 300 GeV. However, potential co-annihilations with neutralinos enhance the effective annihilation cross section so that the relic density constraints can be satisfied with heavier sneutrinos. The fully degenerate sneutrinos and higgsinos case impose an upper limit on the sneutrino mass of 700 GeV. Additionally, right neutrinos can also be part of the dark sector, together with the LSP [106].

Direct detection constraints imposed by the XENON1T [107] and PANDA [108] collaborations put light DM scenarios under severe scrutiny. Hence, in LRSUSY, in order to account for the relic density and direct detection constraints simultaneously, we need to focus on various co-annihilation options. In this work, we consider one right sneutrino and one higgsino LSP scenario and highlight the corresponding implications for W_R searches at the LHC. A robust signal of left-right symmetry consists in the discovery of a right gauge boson W_R , possibly together with a right neutrino N_R . Both the ATLAS and CMS collaborations have looked for a W_R signal in the $\ell\ell jj$ channel, excluding W_R masses up to about 4.5 TeV when at least one right-handed neutrino is lighter than the W_R -boson [109]. These exclusion limits nevertheless strongly depend on the spectrum and could be weakened or even evaded, for instance when $M_{N_R} \simeq M_{W_R}$ or for $M_{N_R} \lesssim 150$ GeV and $M_{W_R} > 3$ TeV. In addition, dijet resonance searches yield $M_{W_R} \gtrsim 3.5$ TeV [110, 111], even if these bounds can once again be relaxed by virtue of the supersymmetric W_R decay modes. On different grounds, dark matter considerations lead to favoured LRSUSY scenarios in which several neutralinos and charginos are light (so that they

Signal Regions	Requirements
SRA44	$N_\ell = 3, N_{\text{OSSF}} \geq 1, N_\tau = 0, M_T > 160, \cancel{E}_T \geq 200, M_{\ell\ell} \geq 105$
SRD16	$N_\ell = 2, N_{\text{OS}} = 1, N_{\text{SF}} = 0, N_\tau = 1, M_{T2} > 100, \cancel{E}_T \geq 200$

Table 2.2.3: The two signal regions of the analysis of Ref. [89] that are the most suitable for discovering our considered LRSUSY W_R -boson signal. Here, N_{OSSF} stands for the number of opposite-sign same-flavour lepton pairs, N_{OS} for the number of opposite-sign lepton pair and N_{SF} for the number of same-flavour lepton pair. Moreover, $\ell \equiv e, \mu$.

could co-annihilate). This motivates the investigation of a new W_R search channel where decays into pairs of electroweakinos are considered. In many LRSUSY setups, the corresponding combined BR can be as large as 25%, so that the production of multileptonic systems featuring a large amount of missing transverse momentum is enhanced. Whilst such a multilepton signal with E_T^{miss} is a characteristic SUSY signal, it also provides an additional search channel for W_R -bosons at the LHC. Moreover, the resonant production mode offers the opportunity to reconstruct the W_R -boson mass through kinematic thresholds featured by various transverse observables.

In order to illustrate the above features, we perform an analysis in the context of two LRSUSY scenarios respectively featuring a sneutrino and a neutralino LSP. The results are presented for both the high c.o.m. energy (\sqrt{s}) and high luminosity (\mathcal{L}) cases, $\sqrt{s} = 14$ TeV with $\mathcal{L} = 3 \text{ ab}^{-1}$ and $\sqrt{s} = 27$ TeV with $\mathcal{L} = 15 \text{ ab}^{-1}$ options for the future run of the LHC. For the higgsino-like neutralino LSP case, we kept the bidoublet higgsino masses in the 700–750 GeV region. In contrast, for the sneutrino DM case, the LSP mass can be much lower and has been fixed to about 400 GeV, with the second lightest superpartner being an $SU(2)_L$ wino lying about 30 GeV above and the higgsinos being again in the 700–750 GeV regime. These two mass spectra are illustrated in Fig. 2.2.16. The sneutrino DM option is expected to be reachable with a lower luminosity due to the harder charged leptons arising from the cascade decays.

For our study, we followed the CMS search of multileptonic new physics signals as could emerge from electroweakino production [89]. We tested several signal regions introduced in this CMS search, all featuring different lepton multiplicities and selections on transverse kinematic variables like the missing transverse energy, the transverse momenta of various systems, the transverse mass M_T of systems made of one lepton and the missing momentum, the transverse mass M_{T2} or the dilepton invariant mass $M_{\ell\ell}$. The two signal regions that are most suitable for the considered types of LRSUSY spectra, are listed in Table 2.2.3. In the **SRA44** region, one requires the presence of three charged leptons (electrons or muons), with at least two of them forming a pair of opposite-sign same-flavour (OSSF) leptons. One further constrains the invariant mass of this OSSF lepton system $M_{\ell\ell}$, relying on the pair that is the most compatible with a Z -boson if several combinations are possible. The transverse mass M_T of the system constructed from the third lepton and the missing momentum is finally constrained, together with the missing transverse momentum. In the **SRD16** region, one instead asks for two opposite-sign leptons (electrons and muons) and one tau-lepton. The transverse mass M_{T2} originating from the lepton-pair is then constrained, together with the missing transverse energy.

For our simulations, we used the SARAH implementation of the LRSUSY model [112, 113] and generated the particle spectrum by means of SPHENO [114]. DM calculations were performed using MADDM [115] and LHC simulations were performed at the parton-level using MADGRAPH5 (v2.5.5) [67] with the UFO [116] model obtained from SARAH. We used the leading order set of NNPDF parton distribution functions [117]. Showering and hadronisation were performed using PYTHIA8 [68], and we have used MADANALYSIS 5 (v1.6.40) [118–120] to handle the simulation of the response of the CMS detector (through its interface to DELPHES 3 (v3.4.1) [33] and FASTJET(v3.3.0) [35]) and to recast the CMS analysis of Ref. [89], available from the MadAnalysis 5 Public Analysis Database [121].

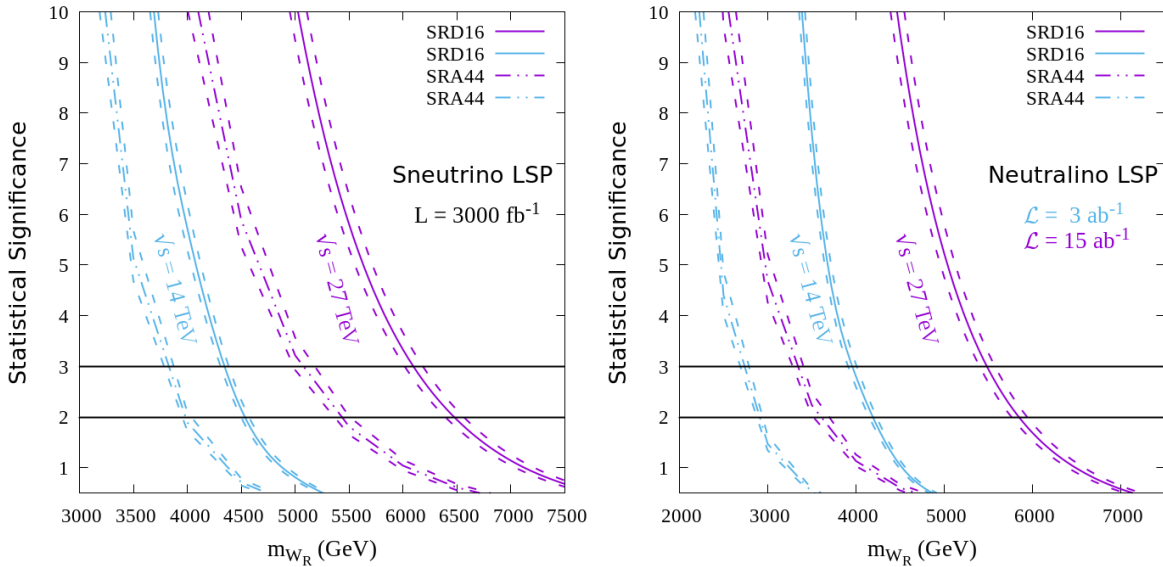


Fig. 2.2.17: Statistical significance of the two signal regions of the analysis of Ref. [89] to a LRSUSY scenarios in the case of a sneutrino (left) and a neutralino (right) LSP setup. We consider c.o.m. energies of $\sqrt{s}=14$ and 27 TeV, and an integrated luminosities of 3 and 15 ab^{-1} .

The results are presented in Fig. 2.2.17 for c.o.m. energies of 14 and 27 TeV. The two figures depict the reach in the W_R -boson mass M_{W_R} for the two signal regions of Table 2.2.3 for the sneutrino LSP (left) and neutralino LSP (right) scenarios. The two horizontal black lines represent the 2σ (mostly equivalent to a 95% C.L. exclusion) and 3σ statistical significance. For the 14 TeV analysis, we considered the same SM background as in Ref. [89], appropriately scaled to the required luminosity and assuming relative errors similar to the 35.9 fb^{-1} case. For the 27 TeV analysis, we scaled all background contributions by a factor of 3, since the increase in the background cross-sections (for all the dominant channels) is approximately of 3 compared with $\sqrt{s}=14$ TeV. Whilst this approximation is crude due to lack of information regarding the background contributions from non-prompt leptons and conversions at $\sqrt{s} = 27$ TeV, it allows us to get back-of-the-envelope estimations. As the targeted W_R masses are way larger than the electroweakino masses, the overall cut efficiencies do not change by more than 10%, so that uniform signal selection efficiencies could be considered throughout the entire W_R mass range of [2, 7.5] TeV. We however include in our estimations the effect of a 10% variation on the background uncertainties, as depicted by the dashed lines.

The **SRD16** region proves to be the more favored channel for both benchmark scenarios mainly because it features an almost background-free environment. It would even be more significant for a tau sneutrino LSP, as this leads to chargino decays into tau leptons. Our calculations however only consider cases where the sneutrino LSP is the electron sneutrino, so that they could be taken as conservative. The reach to sneutrino LSP scenarios is however better, as could be expected from the potentially substantial mass gap featured by the particle spectrum. Multiple hard leptons can indeed arise from the cascade decays, in contrast to the higgsino LSP scenarios where the decay products have softer momenta as the spectrum is more compressed. We observe that for sneutrino and neutralino LSP scenarios, W_R -boson masses up to respectively about 4.5 TeV and 4.2 TeV can be reached while providing enough events for electroweakinos signal sensitivity, when considering 3 ab^{-1} of proton-proton collisions at $\sqrt{s}=14$ TeV. With $\sqrt{s} = 27$ TeV and $\mathcal{L} = 15 \text{ ab}^{-1}$, the reach extends to about 6.5 TeV and 5.7 TeV respectively. All the limits are obtained from the sole **SRD16** signal region, so that the **SRA44** region could be used as a confirmatory channel if some excess would be observed.

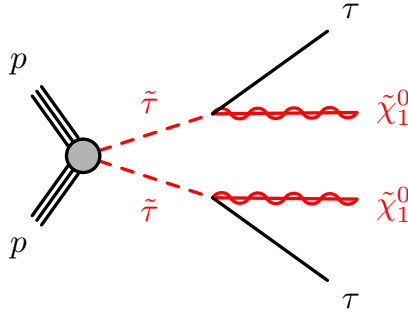


Fig. 2.3.1: Diagram for the $\tilde{\tau}$ pair-production.

In conclusion, within the LRSUSY framework, W_R -boson-induced neutralino and chargino production could be used as a probe for dark-matter motivated scenarios. The HL and HE phases of the LHC could hence push the limits on the sensitivity to electroweakino searches as well as on the W_R -boson mass, relying on multilepton production in association with missing transverse momentum.

2.3 Searches for Sleptons: stau pair production at HL-LHC

Slepton pair production cross sections are less than 1 fb^{-1} for sparticles above 400 GeV at 14 TeV c.o.m. energy, hence searches for these processes will benefit considerably of the large datasets to be collected at the HL-LHC. In many SUSY scenarios with large $\tan\beta$, the stau ($\tilde{\tau}$) is lighter than the selectron and smuon, resulting in tau-rich final states. Co-annihilation processes favor a light stau that has a small mass splitting with a bino LSP, as it can set the relic density to the observed value. Searches for $\tilde{\tau}$ pair production are presented in this section using final state events with at least one hadronically decaying τ lepton as performed by ATLAS and CMS.

The simplified model used for the optimisation of the searches and the interpretation of the results is shown in Fig. 2.3.1. Assumptions on the mixture of left- and right-handed τ leptons as considered by the experiments are detailed where relevant.

2.3.1 Searches for $\tilde{\tau}$ pair production in the hadronic channel ($\tau_h\tau_h$) at ATLAS

Contributors: H. Cheng, D. Xu, C. Zhu, X. Zhuang, ATLAS

In the ATLAS search [80], two models describing the direct production of stau are employed: one considers stau partners of the left-handed τ lepton ($\tilde{\tau}_L$), and a second considers stau partners of the right-handed τ lepton ($\tilde{\tau}_R$). In both models, the stau decays with a branching fraction of 100% to the SM tau-lepton and the LSP. A search for stau production is presented here, which uses a final state with two hadronically decaying τ leptons, low jet activity, and large missing transverse energy (E_T^{miss}) from the $\tilde{\chi}_1^0$ and neutrinos. The SM background is dominated by W +jets, multi-boson production and top pair production.

The event pre-selection is based on that of the previous 8 TeV analysis [122] and 13 TeV analysis [123]. Hadronically decaying taus are selected with $p_T > 20$ GeV and $|\eta| < 4$, while electrons and muons are selected with $p_T > 10$ GeV and $|\eta| < 2.47$ ($|\eta| < 2.5$ for muons). Jets are reconstructed with the anti- k_t algorithm with a radius parameter of 0.4, with $p_T > 20$ GeV and $|\eta| < 4$. To remove close-by objects from one another, an overlap removal based on ΔR is applied. In processes where jets may be misidentified as hadronically decaying taus, each jet is assigned a weight corresponding to the tau fake rate in the HL-LHC detector performance parameterisation.

Events are selected with exactly two tightly identified hadronic taus with $|\eta| < 2.5$, and the two taus must have opposite electric charge (OS). The tight tau algorithm correctly identifies one-prong

Selection	SR-low	SR-med	SR-high	SR-exclHigh
jet veto threshold	$p_{T,\text{jet}} > 40$ GeV	$p_{T,\text{jet}} > 40$ GeV	$p_{T,\text{jet}} > 20$ GeV	-
$p_{T\tau_1} >$	150 GeV	200 GeV	200 GeV	200 GeV
$m_{T\tau_1} + m_{T\tau_2} >$	500 GeV	700 GeV	800 GeV	800 GeV
$m_{T_2}(\tau_1, \tau_2)$	$\in [80, \infty]$ GeV	$\in [130, \infty]$ GeV	$\in [130, \infty]$ GeV	$\in [80, 130]$ GeV $\in [130, 180]$ GeV $\in [180, 230]$ GeV $\in [230, \infty]$ GeV

Table 2.3.1: Summary of selection requirements for the direct stau signal regions.

(three-prong) taus with an efficiency of 60% (45%), with a light-flavour jet misidentification probability of 0.06% (0.02%). Events with electrons, muons, b -jets or forward jets ($|\eta| > 2.5$) are vetoed. The effect of a di-tau trigger is considered by requiring that the leading tau p_T is larger than 50 GeV and the sub-leading tau p_T is larger than 40 GeV, with an assumed trigger efficiency of 64%. To suppress the SM background, a loose jet veto is applied that rejects events containing jets with $|\eta| < 2.5$ and $p_T > 100$ GeV.

Since the SUSY signal involves two undetected $\tilde{\chi}_1^0$, the resulting E_T^{miss} spectrum tends to be harder than that for the the major SM backgrounds, thus $E_T^{\text{miss}} > 200$ GeV is required to reject the multi-jet background. A Z veto is imposed, where the invariant mass of the two taus, $m_{\tau\tau}$, is required to be larger than 100 GeV to suppress contributions from $Z/\gamma^* + \text{jets}$ production. To suppress the top quark and multi-jet backgrounds, the sum of the two-tau transverse mass defined using the transverse momentum of the leading (next-to-leading) tau and E_T^{miss} , must be larger than 450 GeV. The stransverse mass requirement of $m_{T_2} > 35$ GeV is used to to further suppress the top, $W + \text{jets}$ and $Z/\gamma^* + \text{jets}$ backgrounds.

In order to increase the discrimination power between signal and SM backgrounds several kinematic variables are further applied: the p_T of the next-to-leading tau, $p_{T\tau_2} > 75$ GeV, and the angular separation between the leading and next-to-leading tau is required to be $\Delta\phi(\tau_1, \tau_2) > 2$ and $\Delta R(\tau_1, \tau_2) < 3$.

Following these preselection requirements, three signal regions are defined to maximise model-independent discovery sensitivity targeting scenarios with low (SR-low), medium (SR-med) and high (SR-high) mass differences between the $\tilde{\tau}$ and $\tilde{\chi}_1^0$. A set of disjoint signal regions binned in m_{T_2} are also defined to maximise model-dependent exclusion sensitivity based on the previous SR-high signal region with the jet veto threshold cut removed. Each SR is identified by the range of the m_{T_2} . All signal regions are shown in Table 2.3.1.

Figure 2.3.2 shows the distributions of m_{T_2} in these signal regions, applying all SR selections with the exception of m_{T_2} itself.

The systematic uncertainties are evaluated based on the SR-high systematic uncertainty in Ref. [123]. A few of the experimental uncertainties are expected to be smaller at the HL-LHC compared to the 13 TeV studies. In particular, the tau energy scale in-situ uncertainty is scaled by a factor of 0.6 and the tau ID efficiency uncertainty is scaled by a factor of 0.45 – 0.9. The multi-jet uncertainties scale with the increased integrated luminosity, and the background theoretical uncertainties are halved. The theoretical cross-section uncertainty for direct stau production is taken as 10%, while the MC/data related systematics are considered negligible. All other uncertainties are assumed to be the same as in the 13 TeV studies. In this assumption, the total background experimental uncertainty is $\sim 19\%$, with theoretical uncertainties on the Top, $Z/\gamma^* + \text{jets}$ and Higgs backgrounds of 13%, theoretical uncertainties on the $W + \text{jets}$ and multi-jet backgrounds of 10%, and uncertainties on the multi-boson background of 8%. This is referred to as the "Baseline uncertainty" scenario. The total uncertainty on the SUSY signal is

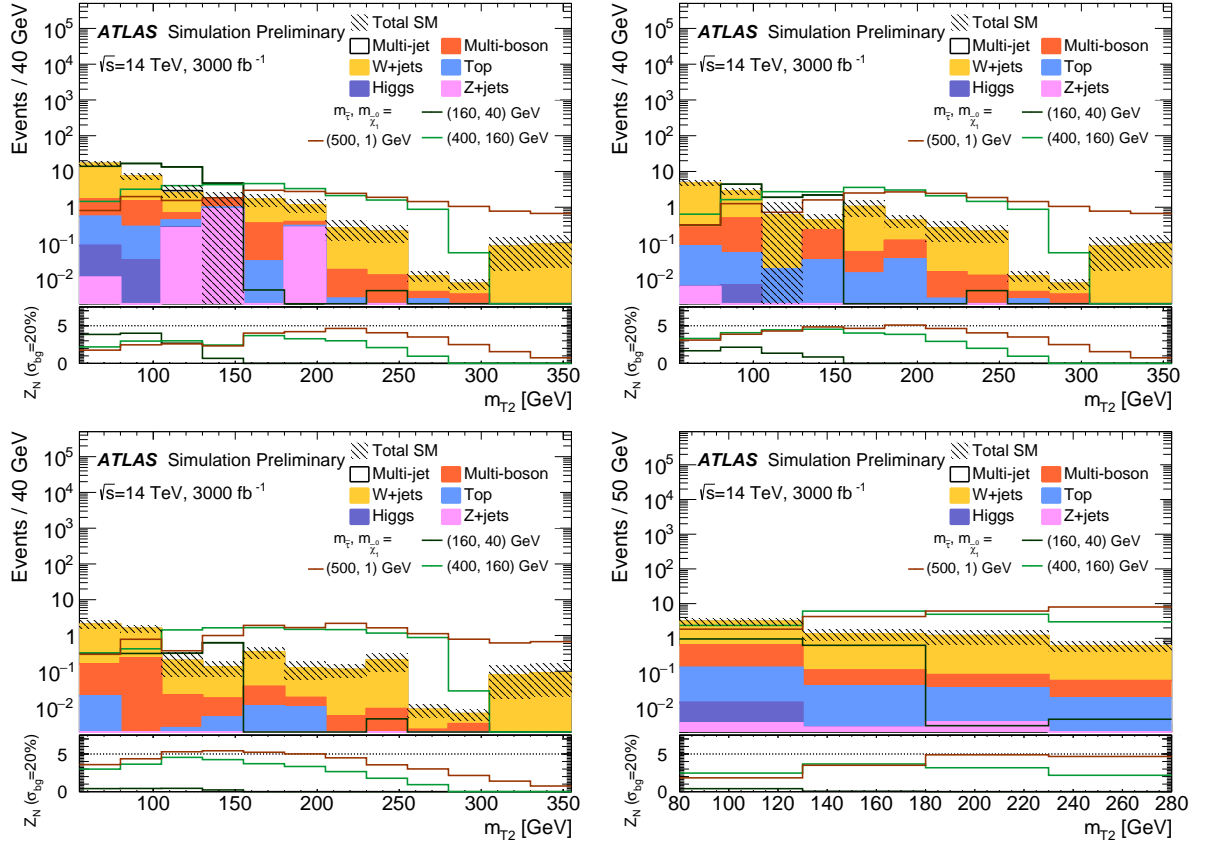


Fig. 2.3.2: Distributions of each m_{T2} variable in the SR-low, SR-med, SR-high and SR-exclHigh regions, applying all selections as Table 2.3.1 with the exception of m_{T2} itself. The stacked histograms show the expected SM backgrounds normalised to 3 ab^{-1} . The hatched bands represent the statistical uncertainties on the total SM background. For illustration, the distributions of the SUSY reference points are also shown as dashed lines. The lower pad in each plot shows the significance, Z_N using a background uncertainty of 20%, for the SUSY reference points. In the SR-exclHigh plot, the sensitivity distribution is the distribution for each m_{T2} bin.

$\sim 14\%$. Another scenario is also considered, where the expected uncertainties at the HL-LHC do not improve upon the 13 TeV studies for the SM background and signal. This results in a total background uncertainty of $\sim 38\%$ and a signal uncertainty of $\sim 21\%$ and is referred to as "Run-2 scenario".

To calculate the discovery potential, SR-low, SR-med and SR-High defined in Table 2.3.1 are used, while for the final exclusion limit, the best expected exclusion resulting from these and one additional region, SR-exclHigh, are used. The 95% C.L. exclusion limits and 5σ discovery contours on the combined $\tilde{\tau}_L\tilde{\tau}_L$ and $\tilde{\tau}_R\tilde{\tau}_R$ production, and separate $\tilde{\tau}_L\tilde{\tau}_L$ and $\tilde{\tau}_R\tilde{\tau}_R$ productions under baseline systematic uncertainty assumptions are shown in Fig. 2.3.3. The exclusion limit reaches 730 GeV in $\tilde{\tau}$ mass for the combined $\tilde{\tau}_L\tilde{\tau}_L$ and $\tilde{\tau}_R\tilde{\tau}_R$ production, and 690 GeV (430 GeV) for pure $\tilde{\tau}_L\tilde{\tau}_L$ (pure $\tilde{\tau}_R\tilde{\tau}_R$) production with a massless $\tilde{\chi}_1^0$. The discovery sensitivity reaches 110 – 530 GeV (110 – 500 GeV) in $\tilde{\tau}$ mass for the combined $\tilde{\tau}_L\tilde{\tau}_L$ and $\tilde{\tau}_R\tilde{\tau}_R$ (pure $\tilde{\tau}_L\tilde{\tau}_L$) production with a massless $\tilde{\chi}_1^0$. No discovery sensitivity is found for pure $\tilde{\tau}_R\tilde{\tau}_R$ production as the production cross section is very small although a further reduction of the systematic uncertainties might open a window for discovery in the 100-200 GeV mass range. In general, sensitivity is achieved for scenarios with large mass difference between the stau and neutralino, *i.e.* $\Delta m(\tilde{\tau}, \tilde{\chi}_1^0) > 100 \text{ GeV}$.

Under the assumption where the expected uncertainties at the HL-LHC do not improve upon the 13 TeV (Run-2 scenario), the exclusion limit is reduced slightly, which down to 720 GeV in $\tilde{\tau}$ mass for

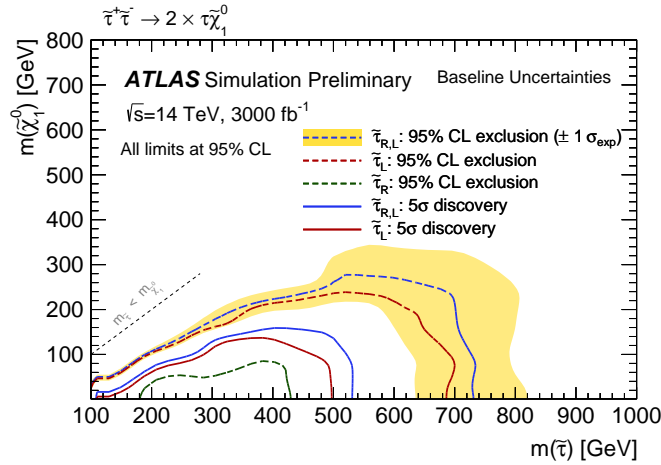


Fig. 2.3.3: 95% C.L. exclusion limits and 5σ discovery contours for 3 ab^{-1} luminosity on the pure $\tilde{\tau}_L\tilde{\tau}_L$ or $\tilde{\tau}_R\tilde{\tau}_R$ and combined $\tilde{\tau}_L\tilde{\tau}_L$, $\tilde{\tau}_R\tilde{\tau}_R$ production in HL-LHC under the baseline systematic uncertainty assumptions.

the combined $\tilde{\tau}_L\tilde{\tau}_L$ and $\tilde{\tau}_R\tilde{\tau}_R$ production and 670 GeV (400 GeV) for pure $\tilde{\tau}_L\tilde{\tau}_L$ (pure $\tilde{\tau}_R\tilde{\tau}_R$) production with a massless $\tilde{\chi}_1^0$. The discovery sensitivity is also slightly reduced by about 20-50 GeV.

2.3.2 Searches for $\tilde{\tau}$ pair production in the $\tau_h\tau_h$ and $\tau_\ell\tau_h$ channels at CMS

Contributors: I. Babounikau, A. Canepa, O. Colegrove, V. Dutta, I. Melzer-Pellmann, CMS

CMS investigates the expected reach for direct stau ($\tilde{\tau}$) pair production, where the $\tilde{\tau}$ decays to a τ and the lightest SUSY particle, the neutralino ($\tilde{\chi}_1^0$) [124]. Final states with either two hadronically decaying tau leptons (τ_h) or one τ_h and one electron or muon, referred to in the following as the $\tau\tau$ and $\ell\tau$ channels, respectively, are considered. In both cases we expect missing transverse momentum from the two LSPs.

The search assumes $\tilde{\tau}$ pair production in the mass-degenerate scenario. The cross-sections have been computed for $\sqrt{s} = 14 \text{ TeV}$ at NLO using the Prospino code [125]. Final values are calculated using the PDF4LHC recommendations for the two sets of cross sections following the prescriptions of the LHC SUSY Cross Section Working Group [61].

The event selection for each final state requires the presence of exactly two reconstructed leptons with opposite charges, corresponding to the $\tau\tau$ or $\ell\tau$ final states. In order to pass the selection, electrons (muons) are required to have transverse momentum $p_T > 30 \text{ GeV}$ and pseudorapidity $|\eta| < 1.6(2.4)$ and a minimum azimuthal angle between each other of 1.5. Dedicated lepton identification criteria are applied, providing 50% to 90% efficiency for muons and 25% to 80% efficiency for electrons, depending on p_T and η . Both muons and electrons are required to be isolated.

The momentum of the τ_h candidates is required to be above 40 GeV in the $\ell\tau$ final state, while we require $p_T > 50 \text{ GeV}$ for the τ_h in the $\tau\tau$ final state. For both final states, the τ_h is required to be within $|\eta| < 2.3$. A tight working point is chosen for the τ_h identification in order to obtain a small rate of jets being misidentified as τ_h . The τ_h reconstruction efficiency for this working point is about 30%, with a fake rate of about 0.08% assuming an MVA optimisation. Overlaps between the two reconstructed leptons in the $\ell\tau$ final state are avoided by requiring them to have a minimum separation of $\Delta R > 0.3$.

In the $\mu\tau$ final state, all events with at least one jet are rejected. In the $\tau\tau$ channel, in order to suppress backgrounds with top quarks, we veto events containing any b-tagged jet with $p_T > 40 \text{ GeV}$ identified with the loose CSV working point in both final states, which corresponds to an identification efficiency of about 60–65%.

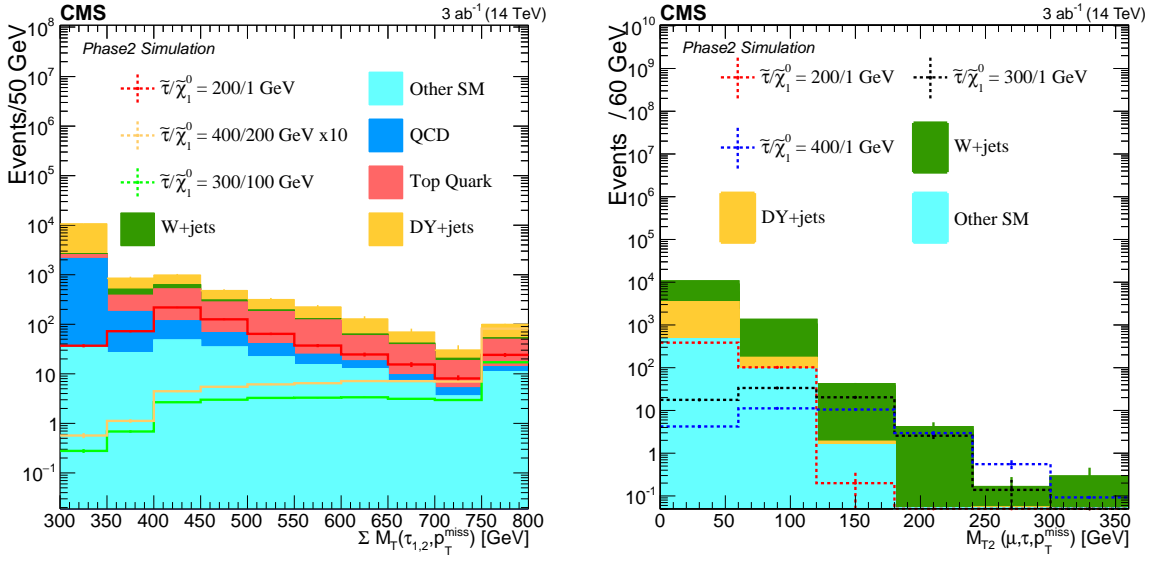


Fig. 2.3.4: Example plots for the main search variables: ΣM_T for the $\tau\tau$ analysis (left), and M_{T2} for the $\mu\tau$ analysis (right), both after the baseline selection.

The main background for the $\tau\tau$ final state after this selection consists of quantum chromodynamics (QCD) multijet events, W+jets, DY+jets, and top quark events. Separating the background into prompt τ_h events, where both reconstructed taus are matched to a generator τ_h , and misidentified events, where one or more non-generator matched jets has been misidentified as prompt τ_h , we find that the misidentified background dominates our search regions.

In the $\ell\tau$ final state, all events with at least one jet are rejected. Due to kinematical constraints in the signal, we reduce the background from QCD multijet events by requiring a maximum separation of the two leptons in ΔR of 3.5.

In order to further improve discrimination against the SM background, we take advantage of the expected presence of two $\tilde{\chi}_1^0$ in the final state for signal events, which would lead to missing transverse momentum, $\vec{p}_{T}^{\text{miss}}$, defined as the projection onto the plane perpendicular to the beam axis of the negative vector sum of the momenta of all reconstructed objects in an event. Its magnitude, referred to as p_T^{miss} , is an important discriminator between signal and SM background.

Events are then further selected using discriminating kinematic variables for each of the two final states to improve the sensitivity of the search to a range of sparticle masses, such as the transverse mass, $M_T(\ell, \vec{p}_{T}^{\text{miss}}) \equiv \sqrt{2p_\ell p_T^{\text{miss}}(1 - \cos \Delta\phi(\vec{p}_\ell, \vec{p}_{T}^{\text{miss}}))}$, where ℓ represents the lepton. In addition, the scalar sum of the M_T calculated with the highest p_T (ℓ_1) and second highest p_T (ℓ_2) lepton and the missing transverse momentum is used to further reduce the background events: $\Sigma M_T = M_T(\ell_1, \vec{p}_{T}^{\text{miss}}) + M_T(\ell_2, \vec{p}_{T}^{\text{miss}})$. Finally the transverse mass M_{T2} [126, 127] is used to discriminate the signal from the background.

The main variables that are used to define the search regions in the $\tau\tau$ final state are ΣM_T and M_{T2} , where the former is shown for the baseline selection in Fig. 2.3.4 (left). While we apply a stringent requirement of at least 400 GeV for ΣM_T , we require M_{T2} to be above 50 GeV. The $\tau\tau$ search regions are then binned in M_{T2} , ΣM_T , and the number of jets n_{jet} .

In the $\ell\tau$ final state, we require $M_T(\mu, \vec{p}_{T}^{\text{miss}}) > 120$ GeV, which reduces the W+jets background significantly. To further suppress the SM background in the leptonic final states, p_T^{miss} has to be above 150 GeV, which mainly reduces QCD multijets and Drell Yan events. Additional binning in M_{T2} and the p_T of the τ_h is applied to define the search regions in the $\ell\tau$ selection. Figure 2.3.4 (right) shows

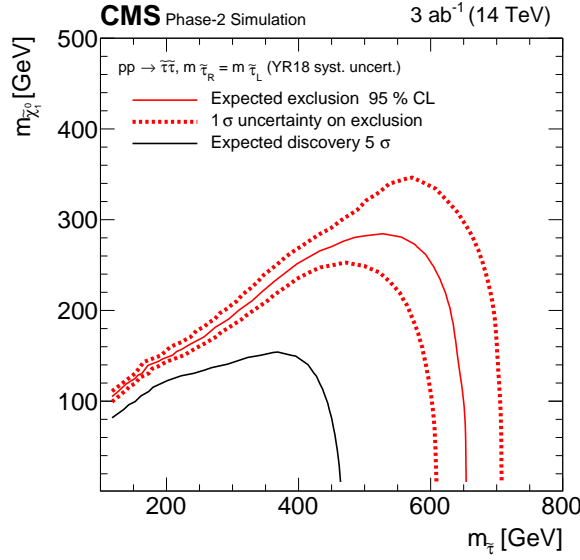


Fig. 2.3.5: Expected upper limits at the 95% C.L. (dashed line) and the 5σ discovery potential (full line) for the combination of the results of the $\tau\tau$ and $\ell\tau$ channels.

the M_{T2} distribution after the baseline selection.

The dominant experimental uncertainties are those originating from jets being misidentified as τ_h (15%), τ_h identification efficiency (2.5%), the muon identification efficiency (0.5%), the electron identification efficiency (1%), the jet energy scale (1-3.5%) and resolution (3-5%), b-tagging efficiency (1%) and the integrated luminosity (1%). These systematic uncertainties are correlated between the signal and the irreducible background yields.

The expected upper limits and the discovery potential are given in Fig. 2.3.5. In mass-degenerate scenarios, degenerate production of τ sleptons are excluded up to 650 GeV with the discovery contour reaching up to 470 GeV for a massless neutralino. The $\tau\tau$ analysis has been found to drive the sensitivity, but adding the $\ell\tau$ channel enlarges the exclusion bounds by about 60 – –80 GeV.

2.3.3 Remarks on stau pair production searches

Prospects for stau pair production presented by ATLAS and CMS in the previous sections generally cover a similar region of the stau-neutralino mass plane. Stau masses up to 730 GeV are excluded by ATLAS for scenarios with large mass difference between stau and neutralino, *i.e.* $\Delta m(\tilde{\tau}, \tilde{\chi}_1^0) > 100$ GeV. CMS contours reach up to about 650 GeV covering a similar region in the parameter space. Differences in the reaches are small but noticeable, and are briefly highlighted in the following. The main difference between the ATLAS and CMS searches is the definition of the tau object. ATLAS has optimised the so-called working point (WP), *i.e.* the combination of selection requirements leading to a certain level of identification efficiency and jet-rejection rate, and chosen a WP leading to 45% to 60% efficiency as a function of p_T and an average jet-rejection rate of 0.6% (0.02%) for 1-prong (3-prong) taus. The CMS analysis considers a tighter WP, resulting in an almost negligible level of misidentified taus but with lower efficiency (30%). This leads to a small difference in terms of acceptance \times efficiency which translates to 80 (50) GeV differences in the exclusion (discovery) contours.

Finally, we underline that the sensitivity to more compressed scenarios, as predicted in theoretically favored co-annihilation scenarios, might be partially recovered exploiting the presence of a high p_T ISR jet, similarly to studies presented in Section 2.2.5. For this, identification of tau objects at low p_T will be crucial.

2.4 Other SUSY signatures and implications on SUSY models

Supersymmetry might manifest in different ways at hadron colliders. Simplified models help in setting the search strategy and illustrate the reach for individual processes, as shown in the prospects presented in previous sections. In this section, analyses of the discovery potential of HL- and HE-LHC are reported considering benchmark points in supergravity grand unified models, light higgsino scenarios, pMSSM and U(1)-extended MSSM models.

2.4.1 SUSY discovery potential at HL- and HE-LHC

Contributors: A. Aboubrahim, P. Nath

We give an analysis of the discovery potential of HE-LHC with respect to the HL-LHC for supersymmetry, based on studies presented in Ref. [128]. Specifically, a set of benchmark points which are discoverable both at HE-LHC and HL-LHC are presented. In addition, we also report on a set of benchmarks which are beyond the reach of HL-LHC but are discoverable at HE-LHC. The models we consider are supergravity grand unified models [129–132] with non-universalities in the gaugino sector. Thus, the models are described by the set of parameters $m_0, m_1, m_2, m_3, A_0, \tan \beta, \text{sgn}(\mu)$ where m_0 is the universal scalar mass (which can be large consistent with naturalness [133]), m_1, m_2, m_3 are the $U(1), SU(2)_L, SU(3)_C$ gaugino masses, A_0 is the universal trilinear coupling, and $\tan \beta = \langle H_2 \rangle / \langle H_1 \rangle$ is the ratio of the Higgs VEVs. The analysis is done under the constraints of Higgs boson mass and the relic density constraints which requires coannihilation [134–136]. The analysis uses signatures involving a single charged lepton and jets, two charged leptons and jets and three charged leptons and jets, resulting from the decay of a gluino pair (points (a)-(f) of Table 2.4.1) and the decay of $\tilde{\chi}_2^0 \tilde{\chi}_1^\pm$ (points (g)-(j) of Table 2.4.1). It is found that most often the dominant signature is the single lepton and jets signature, indicated as SR-1 ℓ -B or C in the figures, depending on the specific selections applied. Twelve different kinematic variables are used to discriminate the signal from the background. These consist of

$$N_{\text{jets}}, E_T^{\text{miss}}, H_T, m_{\text{eff}}, R, H_{20}, p_T(j_n), m_T^\ell, m_T^{\min}(j_{1-2}, E_T^{\text{miss}}) \quad (2.4.1)$$

where N_{jets} is the number of jets, E_T^{miss} is the missing transverse energy, H_T is the sum of the jets' transverse momenta, m_{eff} is the effective mass, $R = E_T^{\text{miss}} / (E_T^{\text{miss}} + p_T^\ell)$, H_{20} is the second Fox-Wolfram moment, $p_T(j_n)$ is the n^{th} jet transverse momentum, m_T^ℓ is the leading lepton transverse mass and $m_T^{\min}(j_{1-2}, E_T^{\text{miss}})$ is the minimum of the transverse masses of the first and second leading jets. Finally, p_T^ℓ denotes the transverse momentum of the leading lepton.

The left panel of Fig. 2.4.1 exhibits four parameter points which are discoverable both at HE-LHC and at HL-LHC. Here one finds that the integrated luminosities needed for discovery at HL-LHC (blue bars) are 2-50 times larger than what is needed at HE-LHC (yellow bars). For these model points one finds that discovery would require an HL-LHC run between 5-8 years while the same parameter points can be discovered in a period of few weeks to ~ 1.5 yr at HE-LHC running at its optimal luminosity of $2.5 \times 10^{35} \text{ cm}^{-2} \text{ s}^{-1}$. The right panel of Fig. 2.4.1 gives a set of benchmarks which are not accessible at HL-LHC but will be visible at HE-LHC. We note that half of the benchmarks in the right panel of Fig. 2.4.1 can be discovered with less than 200 fb^{-1} of integrated luminosity at HE-LHC with few months of running at its optimal luminosity. Considering points that are just beyond the HL-LHC reach, point (j) requires a run of ~ 1.6 yr while point (b) ~ 3.5 weeks for discovery at the HE-LHC.

In summary, the analysis above indicates that a transition from HL-LHC to HE-LHC can aid in the discovery of supersymmetry for part of the parameter space accessible to both. Further to that, HE-LHC can explore significantly beyond the realm of the parameter space accessible to HL-LHC.

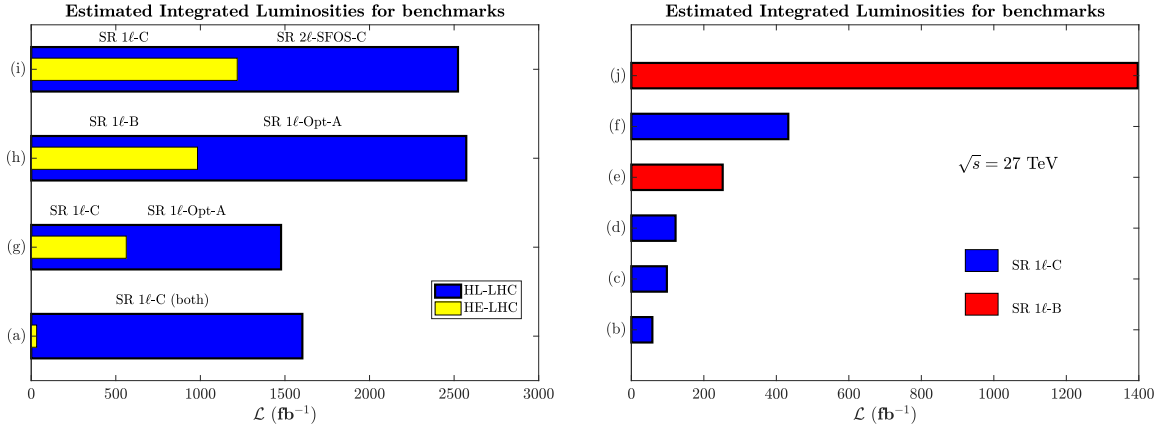


Fig. 2.4.1: Estimated integrated luminosities, \mathcal{L} , for a 5σ discovery of the benchmark points of Table 2.4.1. Left: comparison between \mathcal{L} at HL-LHC and HE-LHC for points (a), (g), (h) and (i). Right: HE-LHC analysis for points (b), (c), (d), (e), (f) and (j). The SRs that appear in the panels are as defined in Ref. [128].

Model	h^0 [GeV]	μ [TeV]	$\tilde{\chi}_1^0$ [$\times 10^2$ GeV]	$\tilde{\chi}_1^\pm$ [$\times 10^2$ GeV]	\tilde{t} [TeV]	\tilde{g} [TeV]	$\Omega_{\tilde{\chi}_1^0}^{\text{th}} h^2$
(a)	124	8.02	9.73	10.6	4.73	1.36	0.039
(b)	125	6.29	10.2	10.3	2.08	1.40	0.035
(c)	123	5.59	11.1	11.9	2.88	1.51	0.048
(d)	124	15.5	11.9	12.7	10.0	1.75	0.048
(e)	124	11.7	9.48	9.48	6.78	1.33	0.020
(f)	124	13.7	12.4	13.5	6.98	1.62	0.112
(g)	124	10.4	1.34	1.51	5.27	3.93	0.121
(h)	124	26.1	1.54	1.76	18.6	5.88	0.105
(i)	124	1.15	1.65	1.89	4.17	6.71	0.114
(j)	125	29.7	1.62	1.87	10.4	15.6	0.105

Table 2.4.1: The Higgs boson (h^0) mass, the μ parameter and some relevant sparticle masses, and the relic density for the benchmark points used in this analysis [128].

2.4.2 Natural SUSY at HL- and HE-LHC

Contributors: H. Baer, V. Barger, J. Gainer, H. Serce, D. Sengupta, X. Tata

We present HL- and HE-LHC reach calculations for supersymmetry in models with light higgsinos. The light higgsino scenario is inspired by the requirement of naturalness in that if the superpotential (higgsino) mass parameter μ is much beyond the weak scale, then the weak scale soft term $m_{H_u}^2$ will have to be fine-tuned in order to maintain $m_{W,Z,h}$ at their measured mass values.

HL/HE-LHC reach for gluino pair production

In Ref. [137] we evaluated the reach of the HL-LHC for gluino pair production, assuming that $\tilde{g} \rightarrow t\tilde{t}_1$ and $\tilde{t}_1 \rightarrow b\tilde{\chi}_1^+$ or $t\tilde{\chi}_{1,2}^0$ and that the decay products of the higgsinos $\tilde{\chi}_1^\pm$ and $\tilde{\chi}_2^0$ are essentially invisible. In Ref. [138] we computed the reach of HE-LHC for both gluinos and top squarks in the light higgsino scenario (with $\sqrt{s} = 33$ TeV). These results have been updated for HE-LHC with $\sqrt{s} = 27$ TeV and 15 ab^{-1} of integrated luminosity in Ref. [139] where more details can be found. We use MADGRAPH [67] to generate gluino pair production events and SM backgrounds. We interface MADGRAPH with PYTHIA [68] for initial/final state showering, hadronisation and underlying event simulation. The DELPHES detector

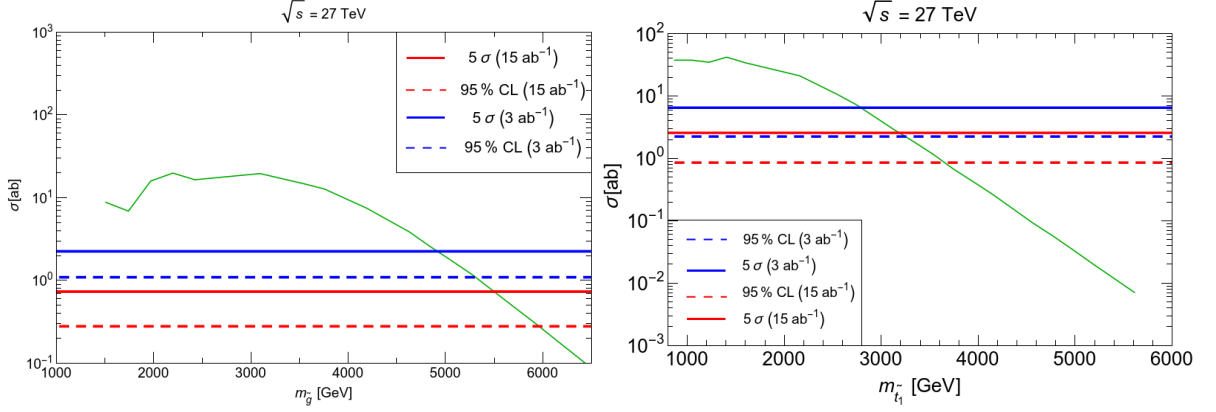


Fig. 2.4.2: Left: gluino pair production cross section vs. $m_{\tilde{g}}$ after selections at HE-LHC with $\sqrt{s} = 27$ TeV (green curve). Right: top-squark pair production cross section vs. $m_{\tilde{t}_1}$ after selections at HE-LHC with $\sqrt{s} = 27$ TeV (green curve). Both panels also show the 5σ reach and 95% C.L. exclusion lines assuming 3 and 15ab^{-1} of integrated luminosity.

simulation [33] is used with specifications as listed in Ref. [138]. SM backgrounds include $t\bar{t}$, $t\bar{t}b\bar{b}$, $t\bar{t}t\bar{t}$, $t\bar{t}Z$, $t\bar{t}h$, $b\bar{b}Z$ and single top production. We require at least four high p_T jets, with two or more identified as b -jets, no isolated leptons and large E_T^{miss} selections.

Results are shown in the left panel of Fig. 2.4.2 where we report the gluino pair production signal versus $m_{\tilde{g}}$ for a natural NUHM2 model line with parameter choice $m_0 = 5m_{1/2}$, $A_0 = -1.6m_0$, $m_A = m_{1/2}$, $\tan\beta = 10$ and $\mu = 150$ GeV with varying $m_{1/2}$. The results are not expected to be sensitive to this precise choice of parameters as long as first generation squarks are much heavier than gluinos. From the figure, we see that the 5σ discovery reach of HE-LHC extends to $m_{\tilde{g}} = 4.9$ TeV for 3ab^{-1} and to $m_{\tilde{g}} = 5.5$ TeV for 15ab^{-1} of integrated luminosity. The corresponding 95% C.L. exclusion reaches extend to $m_{\tilde{g}} = 5.3$ TeV for 3ab^{-1} and to $m_{\tilde{g}} = 5.9$ TeV for 15ab^{-1} of integrated luminosity. The impact of the theoretical uncertainties related to the total production rate of gluinos is not taken into account. For comparison, the 5σ discovery reach of LHC14 is (2.4) 2.8 TeV for an integrated luminosity of (300fb^{-1}) 3ab^{-1} [137].

Top-squark pair production

In Ref. [138], the reach of a 33 TeV LHC upgrade for top-squark pair production was investigated. Here, we repeat the analysis but for updated LHC energy upgrade $\sqrt{s} = 27$ TeV. We use MADGRAPH [67] to generate top-squark pair production events within a simplified model where $\tilde{t}_1 \rightarrow b\tilde{\chi}_1^\pm$ at 50%, and $\tilde{t}_1 \rightarrow t\tilde{\chi}_{1,2}^0$ each at 25% branching fraction, which are typical of most SUSY models [140] with light higgsinos. The higgsino-like electroweakino masses are $m_{\tilde{\chi}_{1,2}^0, \tilde{\chi}_1^\pm} \simeq 150$ GeV. We also used MADGRAPH-PYTHIA-DELPHES for the same SM background processes as listed above for the gluino pair production case. We required at least two high p_T b -jets, no isolated leptons and large E_T^{miss} , see Ref. [139] for details.

Using these background rates for LHC at $\sqrt{s} = 27$ TeV, we compute the 5σ reach and 95% C.L. exclusion of HE-LHC for 3 and 15ab^{-1} of integrated luminosity using Poisson statistics. Our results are shown in the right panel of Fig. 2.4.2 along with the top-squark pair production cross section after cuts versus $m_{\tilde{t}_1}$. From the figure, we see the 5σ discovery reach of HE-LHC extends to $m_{\tilde{t}_1} = 2.8$ TeV for 3ab^{-1} and to 3.16 TeV for 15ab^{-1} . The 95% C.L. exclusion limits extend to $m_{\tilde{t}_1} = 3.25$ TeV for 3ab^{-1} and to $m_{\tilde{t}_1} = 3.65$ TeV for 15ab^{-1} . We checked that S/B exceeds 0.8 whenever we deem the signal to be observable [139]. For comparison, the Atlas projected 95% CL LHC14 reach [141] for 3ab^{-1} extends to $m_{\tilde{t}_1} \simeq 1.7$ TeV (see Section 2.1 for details) assuming $\tilde{t}_1 \rightarrow t\tilde{\chi}_1^0$ decays.

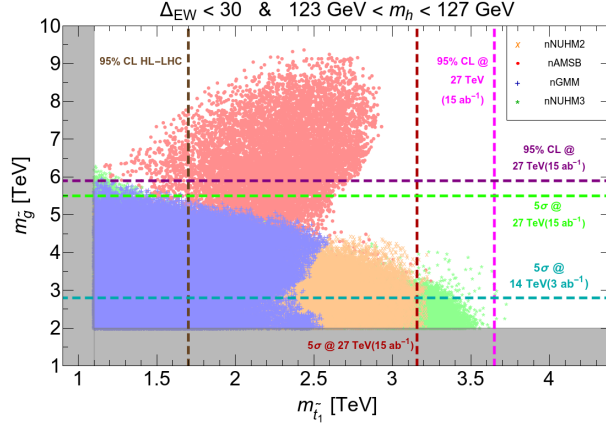


Fig. 2.4.3: Points in the $m_{\tilde{t}_1}$ vs. $m_{\tilde{g}}$ plane from a scan over nNUHM2, nNUHM3, nGMM and nAMSMB model parameter space. We compare to recent search limits from the ATLAS/CMS experiments (shaded regions) and show the projected reach of HL- and HE-LHC.

Combined reach for stops and gluinos

In Fig. 2.4.3 we exhibit the gluino and top-squark reach values in the $m_{\tilde{t}_1}$ vs. $m_{\tilde{g}}$ plane. We compare the reach of HL- and HE-LHC to values of gluino and stop masses (shown by the dots) in a variety of natural SUSY models defined to have $\Delta_{EW} < 30$ [142, 143],¹ including the two- and three-extra parameter non-universal Higgs models [145] (nNUHM2 and nNUHM3), natural generalised mirage mediation [146] (nGMM) and natural anomaly-mediation [147] (nAMSMB). These models all allow for input of the SUSY μ parameter at values $\mu \sim 100 - 350$ GeV which is a necessary (though not sufficient) condition for naturalness in the MSSM.

The highlight of this figure is that at least one of the gluino or the stop should be discoverable at the HE-LHC. We also see that in natural SUSY models (with the exception of nAMSMB), the highest values of $m_{\tilde{g}}$ coincide with the lowest values of $m_{\tilde{t}_1}$ while the highest top squark masses occur at the lowest gluino masses. Thus, a marginal signal in one channel (due to the sparticle mass being near their upper limit) should be accompanied by a robust signal in the other channel. Over most of the parameter range of weak scale natural SUSY there should be a 5σ signal in *both* the top-squark and gluino pair production channels at HE-LHC.

Same-sign diboson signature from wino pair production

The wino pair production reaction $pp \rightarrow \tilde{\chi}_2^\pm \tilde{\chi}_4^0$ can occur at observable rates for SUSY models with light higgsinos. The decays $\tilde{\chi}_2^\pm \rightarrow W^\pm \tilde{\chi}_{1,2}^0$ and $\tilde{\chi}_4^0 \rightarrow W^\pm \tilde{\chi}_1^\mp$ lead to final state dibosons which half the time give a relatively jet-free same-sign diboson signature (SSdB). This has only tiny SM backgrounds [85, 93, 148] and excellent prospects for discovery.

We have computed the reach of HL-LHC for the SSdB signature in Fig. 2.4.4 including $t\bar{t}$, WZ , $t\bar{t}W$, $t\bar{t}Z$, $t\bar{t}t\bar{t}$, WWW and $WWjj$ backgrounds. For LHC14 with 3 ab^{-1} of integrated luminosity, the 5σ reach extends to $m(\text{wino}) \sim 860$ GeV while the 95% C.L. exclusion extends to $m(\text{wino}) \sim 1080$ GeV. In models with unified gaugino masses, these would correspond to a reach in terms of $m_{\tilde{g}}$ of 2.4 (3) TeV, respectively. These values are comparable to what LHC14 can achieve via gluino pair searches with 3 ab^{-1} . The SSdB signature is distinctive for the case of SUSY models with light higgsinos.

While Fig. 2.4.4 presents the HL-LHC reach for SUSY in the SSdB channel, the corresponding reach of HE-LHC has not yet been computed. The SSdB signal arises via EW production, and the signal

¹ The onset of fine-tuning for larger values of Δ_{EW} is visually displayed in Ref. [144].

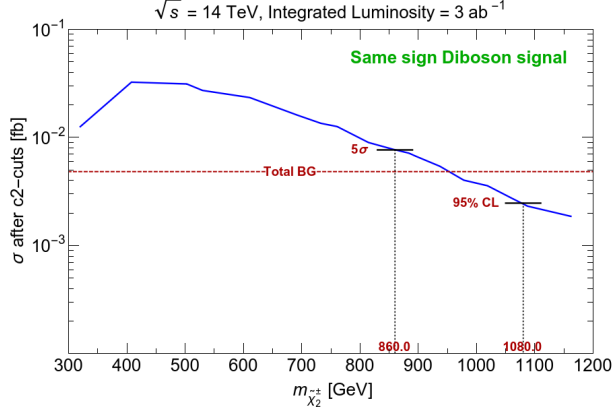


Fig. 2.4.4: Cross section for SSdB production after cuts versus wino mass at the LHC with $\sqrt{s} = 14$ TeV. We show the 5σ and 95% C.L. reach assuming a HL-LHC integrated luminosity of 3 ab^{-1} .

rates are expected to rise by a factor of a few by moving from $\sqrt{s} = 14$ TeV to $\sqrt{s} = 27$ TeV. In contrast, some of the strongly-produced SM backgrounds like $t\bar{t}$ production will rise by much larger factors. Thus, it is not yet clear whether the reach for SUSY in the SSdB channel will be increased by moving from HL-LHC to HE-LHC. We note though that other signals channels from wino decays to higgsinos plus a W , Z and Higgs boson may offer further SUSY detection possibilities.

Higgsino pair production at LHC upgrades

The four higgsino-like charginos $\tilde{\chi}_1^\pm$ and neutralinos $\tilde{\chi}_{1,2}^0$ are the only SUSY particles required by naturalness to lie near to the weak scale at $m_{weak} \sim 100$ GeV. In spite of their lightness, they are very challenging to detect at LHC. The lightest neutralino evidently comprises just a portion of dark matter [149], and if produced at LHC via $pp \rightarrow \tilde{\chi}_1^0 \tilde{\chi}_1^0$, $\tilde{\chi}_1^\pm \tilde{\chi}_1^\mp$ and $\tilde{\chi}_1^\pm \tilde{\chi}_{1,2}^0$ could escape detection. This is because the decay products of $\tilde{\chi}_2^0$ and $\tilde{\chi}_1^\pm$ are expected to be very soft, causing the signal to be well below SM processes like WW and $t\bar{t}$ production. The monojet signal arising from initial state radiation (ISR) $pp \rightarrow \tilde{\chi}_1^0 \tilde{\chi}_1^0 j$, $\tilde{\chi}_1^\pm \tilde{\chi}_1^\mp j$ and $\tilde{\chi}_1^\pm \tilde{\chi}_{1,2}^0 j$ has been evaluated in Ref. [150] and was found to have similar shape distributions to the dominant $pp \rightarrow Zj$ background but with background levels about 100 times larger than signal. However, at HE-LHC harder monojet-like selections may be possible [151], and generic prospects studies are presented in Section 3.1 of this report.

A way forward has been proposed via the $pp \rightarrow \tilde{\chi}_1^0 \tilde{\chi}_2^0 j$ channel where $\tilde{\chi}_2^0 \rightarrow \ell^+ \ell^- \tilde{\chi}_1^0$: a soft opposite-sign dilepton pair recoils against a hard initial state jet radiation which serves as a trigger [152]. Experimental prospect searches presented in Section 2.2.5 by ATLAS and CMS exploit this kind of signature. The projected reach for 5σ and 95% CL reach at the HL-LHC with 3 ab^{-1} in $\ell^+ \ell^+ E_T^{\text{miss}}$ final state events are shown in the $m_{\tilde{\chi}_2^0}$ vs. $m_{\tilde{\chi}_2^0} - m_{\tilde{\chi}_1^0}$ plane in Fig. 2.4.5. The ATLAS and CMS experiments contours are shown as the yellow, green, purple and red dashed contours. We see that these contours can probe considerably more parameter space although some of natural SUSY parameter space (shown by dots for the same set of models as in Fig. 2.4.3) might lie beyond these projected reaches. So far, reach contours for HE-LHC in this search channel have not been computed but it is again anticipated that HE-LHC will not be greatly beneficial here since $pp \rightarrow \tilde{\chi}_1^0 \tilde{\chi}_2^0$ is an EW production process so the signal cross section will increase only marginally while SM background processes like $t\bar{t}$ production will increase substantially.

It is imperative that future search channels try to squeeze their reach to the lowest $m_{\tilde{\chi}_2^0} - m_{\tilde{\chi}_1^0}$ mass gaps which are favored to lie in the 3-5 GeV region for string landscape projections [153] of SUSY mass spectra. The Atlas red-dashed contour appears to go a long way in this regard, though the corresponding

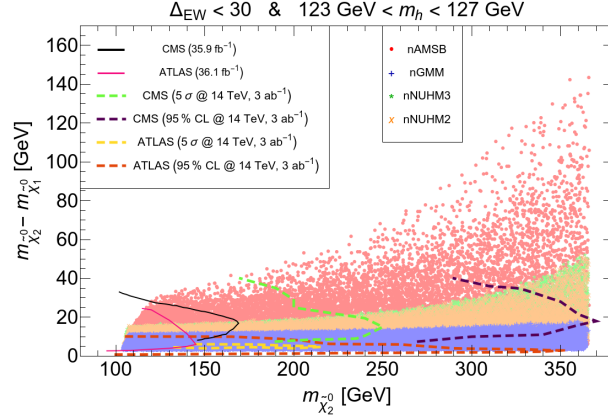


Fig. 2.4.5: Points in the $m_{\tilde{\chi}_2^0}$ vs. $m_{\tilde{\chi}_2^0} - m_{\tilde{\chi}_1^0}$ plane from a scan over nNUHM2, nNUHM3, nGMM and nAMSB model parameter space. We compare to recent search limits from the ATLAS/CMS experiments and to future reach contours for HL-LHC.

5σ reach is considerably smaller.

Summary

We have delineated the reach of the HE-LHC and compared it to the corresponding reach of the HL-LHC for SUSY models with light higgsinos, expected in a variety of natural SUSY models. While the HL-LHC increases the SUSY search range, it appears that the HE-LHC will definitively probe natural SUSY models with $\Delta_{EW} < 30$ via a 5σ discovery of at least one of the top squark or the gluino (likely even both), possibly also with signals in other channels.

2.4.3 The pMSSM at HL- and HE-LHC

Contributors: A. Arbey, M. Battaglia, F. Mahmoudi

The phenomenological MSSM (pMSSM) [154], contains 20 free parameters, and is the most general CP and R-parity conserving MSSM scenario with minimal flavour violation. It was introduced in order to reduce the theoretical prejudices of the constrained MSSM scenarios. In the following, we consider the case where the lightest neutralino is the LSP and can constitute part or all of the dark matter. Technical details concerning the pMSSM scans and software required for the presented analyses can be found in Ref. [155, 156].

SUSY and Higgs searches:

The direct SUSY searches at the LHC are extremely powerful in probing the strongly interacting sector of the MSSM. Nevertheless, scenarios with compressed spectra or with long decay chains can escape the current searches and remain challenging. In the pMSSM, such cases are not rare, and thus the complementary information from other sectors can be of interest. In particular the Higgs sector, namely the measurement of the couplings of the lightest Higgs boson as well as searches for heavier states can unveil additional MSSM phase space [32], especially during HL and HE runs of the LHC.

In the extended Higgs sector of the MSSM, the couplings of the lightest Higgs boson to up- and down-type quarks are modified by terms inversely proportional to the CP-odd A boson mass as $2M_Z^2/M_A^2 \tan^2 \beta$ and $2M_Z^2/M_A^2$ respectively, providing an indirect sensitivity to the scale of M_A , if deviations in the branching fractions to up- and down-type quarks are detected, or a lower bound on M_A , if the coupling properties agree with the SM predictions. At present, the direct sensitivity to the A (and H) boson at the LHC comes mostly from the $pp \rightarrow A/H \rightarrow \tau^+ \tau^-$ process. On the other hand, the

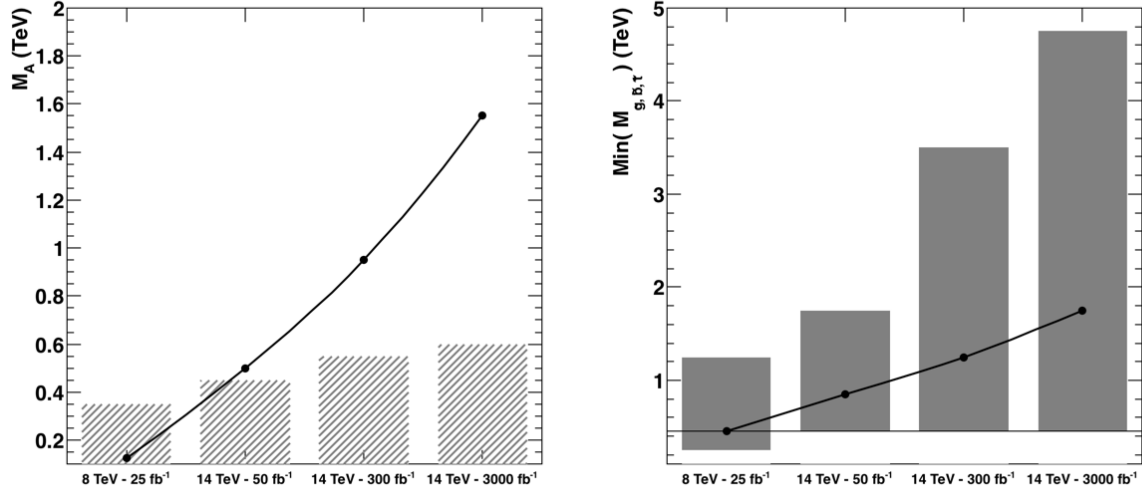


Fig. 2.4.6: Sensitivity to the mass of the CP-odd A boson (left) and the lightest state among \tilde{g} , \tilde{b} and \tilde{t} (right) as a function of the energy and luminosity of the LHC, in the pMSSM. The 95% C.L. exclusion range, when the MSSM parameters are varied, are given for the direct search by the continuous line and for the indirect constraints from the h decay properties by the filled bars (from Ref. [157]).

bbH associate production and gluon fusion processes decrease the total cross section with $\tan\beta$ up to the point where the b -quark loops take over and the cross section increases. For $\tan\beta < 10$, the decay branching fraction is proportional to $\tan\beta$. Thus, the bounds from the $\tau\tau$ final state become particularly strong for large values of $\tan\beta$ but quite unconstrained for $\tan\beta \simeq 10$.

The modification of the Higgs couplings to fermions induced by loops of strongly interacting SUSY particles, namely the Δ_b correction in the Higgs coupling to $b\bar{b}$ is of special importance, as the SUSY contribution scales with $\mu \tan\beta M_{\tilde{g}}/M_{\tilde{g}, \tilde{b}, \tilde{t}}^2$. Since the value of $\mu \tan\beta$ can be much larger than the mass of the SUSY particles in the denominator, the SUSY strongly interacting sector does not decouple. Therefore, the study of the Higgs branching fractions, or the Higgs signal strengths, can unravel SUSY scenarios with strongly interacting particles at masses well beyond the kinematic reach of the LHC [157].

The sensitivity to SUSY mass scales is summarised in Fig. 2.4.6, which gives a comparison of the direct and indirect sensitivity to M_A with the mass of the gluino and squarks of the third generation, as a function of the different energies and integrated luminosities of the LHC. Direct searches are accounted for by implementing LHC Run 1 searches in jets + E_T^{miss} [158, 159], jets + leptons + E_T^{miss} [160–162], leptons + E_T^{miss} [81, 163] and monojets [164, 165]. Signal selection cuts corresponding to each of the analyses are applied to these simulated signal events. The number of SM background events in the signal regions are taken from the estimates reported by the experiments. Results are projected to 14 TeV for 300 fb⁻¹ and 3 ab⁻¹ of integrated luminosity, by generating events at 14 TeV and rescaling the 8 TeV backgrounds by the corresponding increase in cross section and signal cut acceptance at the higher energy [166]. The use of 7+8 TeV analyses at the higher energy ensures a constant scaling for the various energy and integrated luminosity conditions considered here. In addition, the constraints from the Higgs signal strengths for the $\gamma\gamma$, WW , ZZ , $\tau\tau$ and $b\bar{b}$ channels have been added. Here we assume SM-like central values and evolve the statistical uncertainties according to the increase of signal events with energy and integrated luminosity [167] following the same procedures as in [157]. Table 2.4.2 summarises the fraction of pMSSM points with SUSY masses up to 5 TeV excluded by the LHC searches based on E_T^{miss} +jets signatures, and by the addition of the Higgs data.

	LHC 8 – 25 fb ⁻¹	LHC 14 – 50 fb ⁻¹	LHC 14 – 300 fb ⁻¹	HL-LHC – 3 ab ⁻¹
js+ls+MET	0.145	0.570	0.698	0.820
+h ⁰ μs	0.317	0.622	0.793	0.920

Table 2.4.2: Fractions of pMSSM points excluded by the combination of LHC MET searches, and the LHC Higgs data.

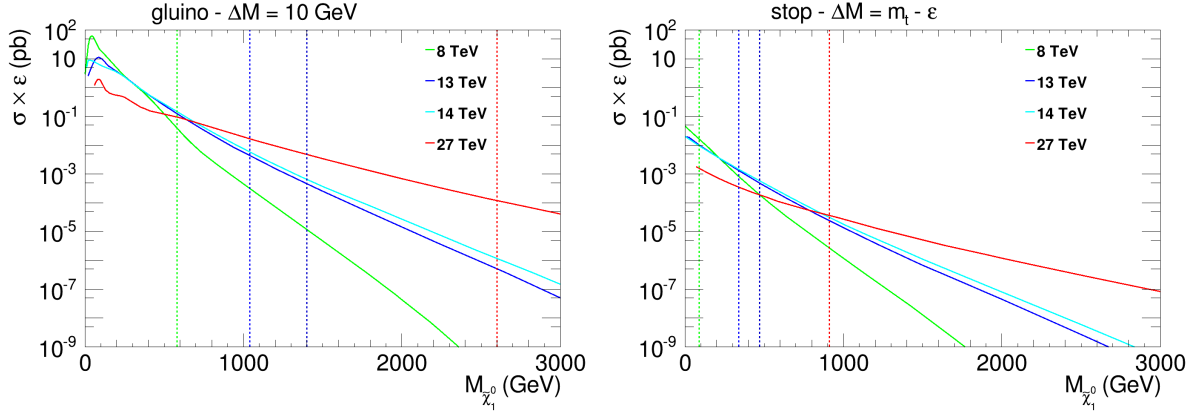


Fig. 2.4.7: Monojet production cross section times acceptance and efficiency as a function of the neutralino mass, for scenarios with a gluino (left) and a stop (right) with small mass splittings with the neutralino LSP. The different curves correspond to $\sqrt{s} = 8, 13, 14$ and 27 TeV LHC c.o.m. energies. The green vertical dashed line corresponds to an indicative exclusion limit by the LHC Run 1, the light (dark) blue line to a prospective limit for the LHC 14 TeV run with 300 fb^{-1} (3 ab^{-1}) of data, and the red line to a potential limit at 27 TeV with 15 ab^{-1} of data.

Monojets

Monojet searches remain a powerful tool for discovery at pp colliders of increasing energy and luminosity and specific prospects for WIMP searches using this signature are presented in this report (Section 3). Beyond those scenarios, the monojet signature can be sensitive to specific MSSM scenarios such as decays with two gluinos or scalar tops and an ISR hard jet, when the scalar top decays are soft enough for the event to be classified as monojet-like. Expanding on the work of [168], we consider here these monojet-like signatures at \sqrt{s} energies of 8, 13, 14 and 27 TeV for two different pMSSM scenarios featuring a light gluino and a light bino neutralino with a mass splitting of 10 GeV, and a light stop and bino-wino neutralino and chargino with a mass splitting slightly smaller than the top quark mass so that the stop decays into three soft jets and the lightest neutralino.

The mass splittings have been chosen to maximise the number of monojet events, and also to ensure the consistency with the dark matter relic density constraint which requires small mass splittings for co-annihilations. It is instructive to consider the scaling of the product of the monojet production cross section times efficiency with respect to the neutralino mass and the collider energy. The acceptance is defined by \sqrt{s} -dependent lower cuts on the jet p_T and missing energy (E_T^{miss}), scaled from early LHC monojet and monojet-like analyses [164, 165] as discussed in details in Ref. [168]. The results are shown in Fig. 2.4.7. Although the change in cross section times efficiency from 8 to 14 TeV as a function of the mass has been relatively small, the increase in mass coverage afforded by 14 TeV is very significant. This motivates a possible further increase of the energy up to 27 TeV, and beyond.

2.4.4 Z' bosons in supersymmetric and leptophobic scenarios at HL- and HE-LHC

Contributors: J. Y. Araz, G. Corcella, M. Frank, B. Fuks

Searching for heavy neutral vector bosons Z' is one of the challenging objectives of the LHC. Such heavy bosons are predicted by $U(1)'$ models inspired by Grand Unification Theories (GUT) as well as by the Sequential Standard Model (SSM), one of the simplest extensions of the SM wherein Z' and possible W' bosons have the same couplings as the SM Z and W . The LHC experiments have searched for Z' signals by exploring high-mass dilepton and dijet systems and have set exclusion limits of a few TeV on the Z' mass. For studies of Z' -bosons at HL/HE-LHC see Section 6.

While such analyses have assumed that the Z' -boson can only decay into SM channels, recent investigations (see, *e.g.*, Ref. [169, 170]) have considered the possibility that the Z' -boson could decay according to modes BSM, like for instance in supersymmetric final states in the so-called UMSSM framework. From the MSSM viewpoint, extending it via a $U(1)'$ group has the advantage that the extra symmetry forbids a too quick proton decay and allows to stabilise all particle masses with respect to quantum corrections. Regarding the searches, assuming BSM decays lowers the rates into lepton and quark pairs, and therefore milder exclusion limits are to be expected.

Unlike direct sparticle production in pp collisions, the Z' mass sets one further kinematic constrain on the invariant masses of the produced supersymmetric particles. Furthermore, as will be discussed in the following, there are realisations of the $U(1)'$ symmetry wherein, due to the kinetic mixing with the SM $U(1)$ group, the Z' is leptophobic. Leptonic final states can therefore occur, in the UMSSM, only through supersymmetric cascades. Such scenarios avoid the present dilepton bounds and may well be worth to be investigated, especially in the high-luminosity LHC phase.

In what follows we shall review the theoretical framework of our exploration, present some phenomenological results at the HL-LHC and then some final remarks will be given.

Grand-unified theories are based on a rank-6 group E_6 , where the symmetry-breaking scheme proceeds via multiple steps:

$$E_6 \rightarrow SO(10) \otimes U(1)_\psi \rightarrow SU(5) \otimes U(1)_\chi \otimes U(1)_\psi \rightarrow SU(3)_C \otimes SU(2)_L \otimes U(1)_Y \otimes U(1)'. \quad (2.4.2)$$

The $U(1)'$ symmetry surviving at the EW scale can be expressed as a combination of $U(1)_\chi$ and $U(1)_\psi$, $U(1)' = U(1)_\psi \cos \theta - U(1)_\chi \sin \theta$, where θ is the E_6 mixing angle. The neutral vector bosons associated with $U(1)_\psi$ and $U(1)_\chi$ are called Z'_ψ and Z'_χ , while a generic Z' is given by their mixing.

We investigate possible Z' supersymmetric decays in the UMSSM. As for the particle content of the UMSSM after EWSB, one is left in the Higgs sector with two charged H^\pm and four neutral scalar bosons, namely one pseudoscalar A and three neutral scalars h , H and H' , where h and H are MSSM-like, with h roughly corresponding to the SM Higgs, and H' is a new singlet-like Higgs boson related to the extra $U(1)'$. In the gaugino sector, one has two extra neutralinos with respect to the MSSM, related to the supersymmetric partners of Z' and H' , for a total of six $\tilde{\chi}_1^0, \dots, \tilde{\chi}_6^0$ neutralinos. The chargino sector is unchanged, since the Z' is electrically neutral.

It was found in Ref. [171] that the very inclusion of supersymmetric modes lowers the exclusion limits on $M_{Z'}$ obtained from the analysis of the dilepton channels by about 200-300 GeV, depending on the $U(1)'$ model, while searches relying on the dijet mode, which already exhibit milder limits, are basically unconstraining once BSM channels are accounted for.

In the present investigation, the mixing between the new $U(1)'$ and the SM groups plays a crucial role. First, there could be some mass mixing between the Z and Z' eigenstates parametrised by a mixing angle $\alpha_{ZZ'}$, which is nevertheless constrained by the EW precision tests (EWPT) to be very small [172]. Then, the Z and Z' can kinematically mix through an angle χ , which modifies the interaction term between the Z' and the fermions. In detail, after accounting for the kinetic mixing, the interaction of the

Parameter	θ	$\tan \beta$	μ_{eff} [GeV]	$M_{Z'}$ [TeV]	M_0 [TeV]	M_1 [GeV]
BM I	-0.79π	9.11	218.9	2.5	2.6	106.5
BM II	0.2π	16.08	345.3	2.5	1.9	186.7

Parameter	M_2 [GeV]	M_3 [TeV]	M'_1 [GeV]	A_0 [TeV]	A_λ [TeV]	$\sin \chi$
BM I	230.0	3.6	198.9	2	5.9	-0.35
BM II	545.5	5.5	551.7	1.5	5.1	0.33

Table 2.4.3: UMSSM parameters for the reference points **BM I** and **BM II**.

Z' with a fermion ψ_i having charges Y_i and Q'_i under $U(1)_Y$ and $U(1)'$ is given by the Lagrangian

$$\mathcal{L}_{\text{int}} = -g' \bar{\psi}_i \gamma^\mu \bar{Q}_i Z'_\mu \psi_i, \quad (2.4.3)$$

where $\bar{Q}_i = \frac{Q'_i}{\cos \chi} - \frac{g_1}{g} Y_i \tan \chi$ is the modified fermion $U(1)'$ charge after kinetic mixing and g' is the $U(1)'$ coupling constant. Leptophobic scenarios can hence be obtained by requiring $\bar{Q}_i = 0$ for both left- and right-handed leptons, *i.e.*, $\bar{Q}_L = \bar{Q}_E = 0$ [173]. As discussed in Ref. [171], the leptophobic condition can be naturally achieved for the model labeled as $U(1)'_\eta$, corresponding to an E_6 mixing angle $\theta = \arccos \sqrt{5/8}$. Furthermore, using the typical GUT-inspired proportionality relation between the coupling constants of $U(1)$ and $U(1)'$ $g' = \sqrt{\frac{5}{3}} g_1$, the leptophobic condition is realised for $\sin \chi \approx -0.3$. As pointed out in Ref. [171], this relation can be defined either at the Z' mass scale, *i.e.* O(TeV), or at the GUT scale. Imposing unification at the Z' scale clearly yields a higher value of g' and hence a larger Z' production cross section at the LHC. In the following, we assume unification at the TeV scale.

Following [171], two UMSSM benchmark points are considered for this study, denoted by **BM I** and **BM II**, consistent with the current experimental data and featuring a leptophobic Z' . In both cases the Z' mass is set to $M_{Z'} = 2.5$ TeV. In Table 2.4.3, the relevant parameters for these reference points are reported: the particle mass spectrum can be calculated by using the SARAH code [112] and its interface with SPHENO [174]. The particle masses and the decay tables of **BM I** and **BM II** have been given in Ref. [171] and we do not quote them here for the sake of brevity. The Z' BRs into BSM final states are of about 12% for **BM I** and 15% for **BM II**. In particular, the BR of the Z' into chargino pairs $\tilde{\chi}_1^+ \tilde{\chi}_1^-$ is about 2% in **BM I** and 6% in **BM II**. Since in **BM I** and **BM II** the mass splitting between the lightest charginos and neutralinos is larger than the W mass ($M_{\tilde{\chi}_1^\pm} \simeq 177$ GeV and $M_{\tilde{\chi}_1^0} \simeq 95$ GeV in **BM I**, $M_{\tilde{\chi}_1^\pm} \simeq 344$ GeV and $M_{\tilde{\chi}_1^0} \simeq 178$ GeV in **BM II**), then $\tilde{\chi}_1^\pm$ can undergo the transition $\tilde{\chi}_1^\pm \rightarrow W^\pm \tilde{\chi}_1^0$ with real W -bosons. As a case study of a leptophobic Z' in the UMSSM at the HL-LHC, we then explore the decay chain

$$pp \rightarrow Z' \rightarrow \tilde{\chi}_1^+ \tilde{\chi}_1^- \rightarrow l^+ l^- \cancel{E}_T, \quad (2.4.4)$$

where we have assumed that both W -bosons decay leptonically and \cancel{E}_T is the missing transverse energy carried away by final-state neutrinos and neutralinos. The amplitudes of the process (2.4.4) have been computed at the NLO accuracy by means of MADGRAPH5_aMC@NLO [67], yielding a cross section of about $\sigma(pp \rightarrow Z') \simeq 120$ pb. In our phenomenological study, parton showers and hadronisation are provided by PYTHIA8 [68], with the response of a typical LHC detector modeled according to the DELPHES 3 package [33] (version 3.3.2), the detector parameterization being the one provided by Snowmass [175, 176]. While the default mean number of pile-up events is in this case of 140 and thus a bit low, our analysis essentially relies on very hard isolated leptons (with transverse momenta larger than

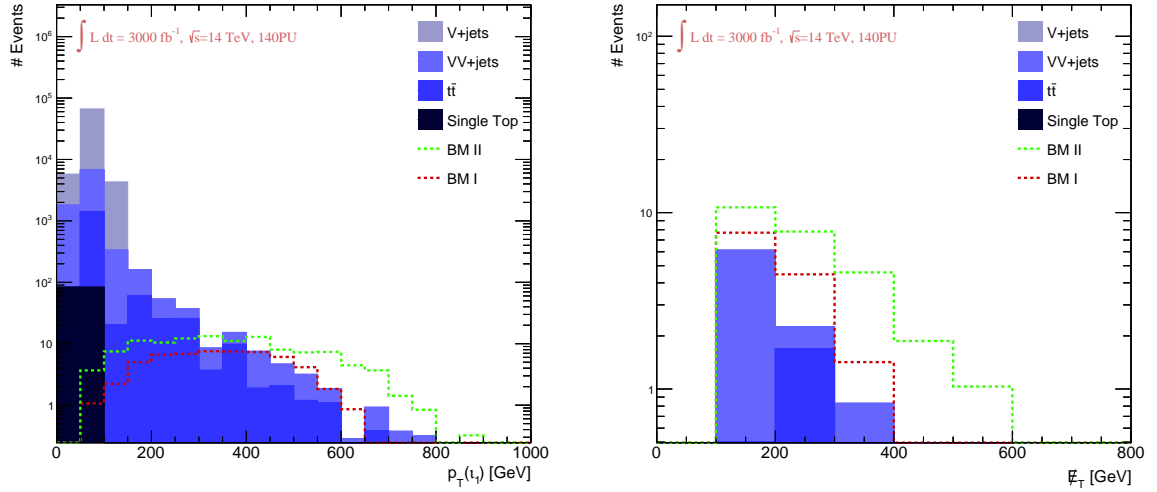


Fig. 2.4.8: Transverse momentum distribution of the leading muon l_1 after applying the first 6 cuts (left) and missing transverse-energy spectrum after all cuts (right) for both leptophobic UMSSM benchmark signals and backgrounds.

200 GeV) and a large amount of missing energy (greater than 100 GeV) which are expected to only be slightly affected by the differences. Jets are clustered following the anti- k_T algorithm [34] with a radius parameter $R = 0.6$, as implemented in the FASTJETProgram (version 3.1.3) [35].

As backgrounds to our signal, we consider single vector-boson (V) and vector-boson pair (VV) production, possibly accompanied by jets, top-quark pairs and single-top events. Our results concern pp collisions at 14 TeV and an integrated luminosity of $\mathcal{L} = 3 \text{ ab}^{-1}$, which corresponds to the HL-LHC. We require two charged muons in the final state at an invariant opening angle ΔR larger than 2.5 and take into account only isolated muons, with an activity of at most 15% of the muon transverse momentum lying in a cone of radius 0.4 centred on the muon; also, we set cuts of 300 GeV and 200 GeV on the hardest and next-to-hardest lepton and force the missing transverse momentum to be above 100 GeV. Setting such cuts, we are able to separate the signal from the background with significances s and Z_A , defined by

$$s = \frac{S}{\sqrt{B + \sigma_B^2}}$$

$$Z_A = \sqrt{2 \left((S + B) \ln \left[\frac{(S + B)(S + \sigma_B^2)}{B^2 + (S + B)\sigma_B^2} \right] - \frac{B^2}{\sigma_B^2} \ln \left[1 + \frac{\sigma_B^2 S}{B(B + \sigma_B^2)} \right] \right)}, \quad (2.4.5)$$

varying between 3σ and 7σ . Besides the total number of events, one can explore differential distributions, such as the leading-lepton transverse momentum or the missing transverse energy presented in Fig. 2.4.8. As for the $p_T(l_1)$ spectrum (left), all four considered backgrounds contribute at small p_T , while above 100 GeV only VV and $t\bar{t}$ events survive. The signal spectra are broad and below the backgrounds at low transverse momentum, whereas, for $p_T(l_1) > 300$ GeV, both **BM I** and **BM II** signals are competitive with the background. For even larger p_T , say $p_T(l_1) > 500$ GeV, muons coming from supersymmetric decays of a leptophobic Z' become dominant, especially for the reference point **BM II**. In Fig. 2.4.8 (right) we present the missing transverse energy, due to the lightest neutralinos $\tilde{\chi}_1^0$ in the signal and to neutrinos in the backgrounds, after all cuts are imposed. Our \cancel{E}_T signal spectra are well above the backgrounds due to VV and $t\bar{t}$ production. The **BM II** scenario, in particular, is capable of yielding a few events up to $\cancel{E}_T \simeq 600$ GeV, while all backgrounds are negligible for $\cancel{E}_T > 400$ GeV.

We present projections for proton-proton collisions at 14 TeV and 27 TeV as functions of the

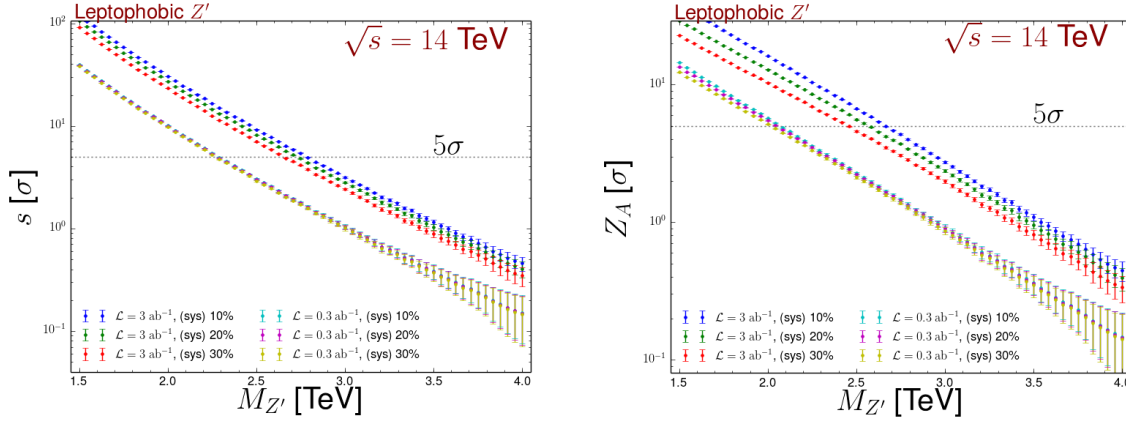


Fig. 2.4.9: Significances s (right) and Z_A (left) to discover a leptophobic Z' boson decaying into charginos as a function of its mass $M_{Z'}$, for a few values of luminosity and systematic error on the SM background. All results are obtained for a c.o.m. energy $\sqrt{s} = 14$ TeV.

luminosity, $M_{Z'}$ and different assumptions for the systematic uncertainties on the background. We consider a leptophobic Z' decaying into charginos and refer to the BM II reference point as it turns out to be the more promising setup for a possible discovery of a Z' boson in supersymmetric and leptophobic scenarios. In Figs. 2.4.9 and 2.4.10 we show the significances s (left) and Z_A (right) at 14 TeV and 27 TeV, respectively, for a Z' mass in the $1.5 \text{ TeV} < M_{Z'} < 4 \text{ TeV}$ mass window. In each figure, we consider two luminosity options chosen to be 300 fb^{-1} and 3 ab^{-1} for a collisions at a c.o.m. energy of 14 TeV, and 3 ab^{-1} and 15 ab^{-1} for 27 TeV collisions. We moreover allow the systematics σ_B on the SM background to vary from 10% to 30% of the background itself.

It turns out that with 300 fb^{-1} of 14 TeV collisions, leptophobic Z' with masses ranging up to 2.3 TeV could be discovered (*i.e.* $s \geq 5\sigma$) regardless of the assumption on the systematic errors (Fig. 2.4.9, left). In the high-luminosity phase of the LHC, with a luminosity of 3 ab^{-1} , the lower bound on the Z' mass increases to 2.6 TeV (for $\sigma_B = 0.3B$) or 2.8 TeV (for more optimistic systematics of $\sigma_B = 0.1B$). In terms of Z_A , the discovery reach is reduced to $M_{Z'} = 2 \text{ TeV}$ for 300 fb^{-1} , again independently of any assumption on the background systematics σ_B , and to $2.5 \text{ TeV} < M_{Z'} < 2.7 \text{ TeV}$ for 3 ab^{-1} (Fig. 2.4.9, right).

In the high-energy phase of the LHC at 27 TeV (Fig. 2.4.10), a visible Z' signal can be obviously obtained even for much higher masses. In detail, a significance of $s = 5\sigma$ can be reached for Z' masses ranging up to 3.8–4 TeV at 27 TeV and for a luminosity of 15 ab^{-1} . The limits are slightly worse for a reduced luminosity of 3 ab^{-1} and then reach 3.5–3.7 TeV. Using in contrast a more conservative definition of the significance Z_A , we obtain a reach of 3.7–4 TeV for 15 ab^{-1} and only of 3.2–3.5 TeV for a luminosity of 3 ab^{-1} .

We explored possible loop-holes in GUT-inspired Z' searches at the LHC by investigating supersymmetric and leptophobic models, finding that the inclusion of BSM decay modes lowers the exclusion limits on $M_{Z'}$ in dilepton final states by a few hundred GeV and that the limits from dijets can be evaded as well. In leptophobic models, only supersymmetric Z' decay chains can give rise to charged leptons. As a case study, we considered the decay of a leptophobic Z' with mass $M_{Z'} = 2.5 \text{ TeV}$ into charginos, leading to final states with leptons and missing energy. We chose two benchmark points in the UMSSM parameter space and found that both yield a substantial signal at LHC, which one can separate from the background with a sensitivity between 3σ and 7σ at 14 TeV and 3 ab^{-1} . We finally investigated the reach of the high-luminosity and high-energy LHC runs in terms of the Z' mass and systematic uncertainty on the background. We found that at 14 TeV and 3 ab^{-1} a leptophobic Z' can be discovered with a signif-

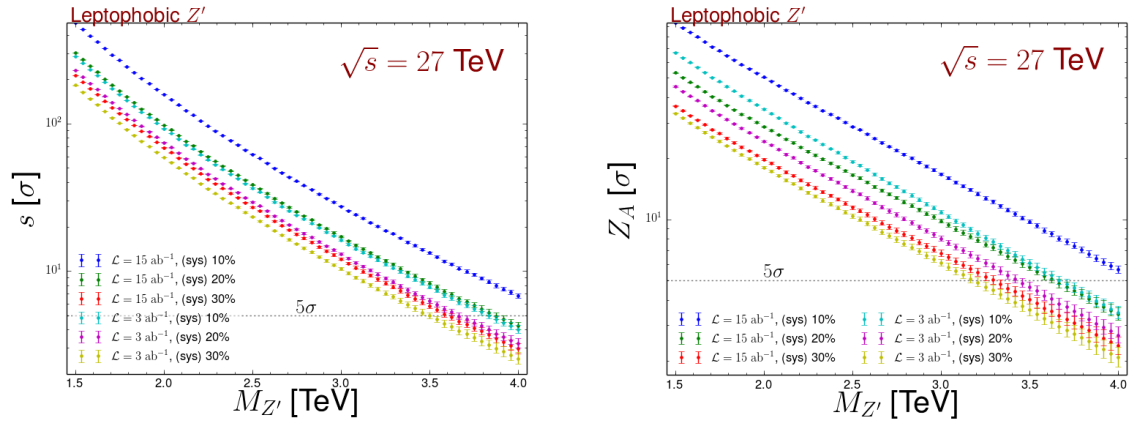


Fig. 2.4.10: As in Fig. 2.4.9, but for an energy of 27 TeV.

icance about 5σ for a mass $M_{Z'} < 2.8 \text{ TeV}$, while at 27 TeV and 15 ab^{-1} one can explore leptophobic and supersymmetric Z' models up to about $M_{Z'} \simeq 4 \text{ TeV}$. These result make therefore the investigation of such scenarios both feasible and worthwhile at HL- and HE-LHC.

3 Dark Matter and Dark Sectors Searches

There is now overwhelming evidence for the existence of a new matter component of the universe, dark matter (DM). Precision measurements of the cosmic microwave background and gravitational lensing measurements confirm the presence of this non-luminous matter. Through its gravitational interactions we know that dark matter makes up $\sim 26\%$ of the matter-energy budget of the universe, and that the stars of the Milky Way move inside a far larger, approximately spherical, dark matter halo. However, the nature and properties of DM remain largely unknown. Searches for DM particles are performed using multiple, complementary, approaches: the measurement of elastic scattering of DM with nuclei and electrons in a detector (direct detection) [177], the detection of SM particles produced in the annihilations or decays of DM in the universe (indirect detection) [178–182], the study of the effect of DM self interactions on astrophysical systems [183], and the production of DM particles at colliders [184, 185]. The latter process is the focus of this section.

These various approaches are very complementary in nature. For instance, the first three techniques all require relic DM to interact and thus suffer from uncertainties related to our knowledge of DM’s distribution whereas the production of DM at colliders does not, but is instead limited by the kinematic reach of the machine. By combining the results of all search techniques we gain a deeper understanding of the nature of dark matter.

Dark Matter production by itself does not lead to an observable signal at hadronic machines, where the total c.o.m. energy of the collision is not known. Instead if the DM system recoils against visible activity it can be searched for as missing transverse energy and momentum. We catalog the search strategies for DM composed of a by what this visible activity is, and report on prospective DM studies in Section 3.1 to Section 3.3, while Section 3.4 is focused on searches for light vector bosons associated with forces in the dark sector. In particular, if this dark sector force is abelian then the associated “dark photon” can kinetically mix with the $U(1)$ in the SM, leading to lepton pairs, possibly with displacement, or missing energy signals.

DM production in association with a high p_T jet is presented in Section 3.1, with sensitivities depending on the careful assessment of systematics. This channel is a useful probe of DM production through the exchange of a neutral mediator that couples to the SM. It may also be produced in the decay of an exotic coloured state. Furthermore, compressed SUSY scenarios, such as higgsino or wino DM, can be probed through the monojet signature.

DM production in association with heavy flavour quarks is presented in Section 3.2. The HL-LHC will improve the sensitivity to mediator masses by a factor of 3-8 relative to the Run 2 searches with 36 fb^{-1} , while HE-LHC will extend the coverage to otherwise inaccessible regions of the parameter space. The case of 2HDMa models is complemented by 4-top final states at HL-LHC, searched in events with two same-charge leptons, or with at least three leptons. While searches using 36 fb^{-1} Run 2 data have limited sensitivity considering the most favourable signal scenarios (*e.g.* $\tan\beta = 0.5$), HL-LHC will probe possible evidence of a signal with $\tan\beta = 1$, $m_H = 600 \text{ GeV}$ and mixing angle of $\sin\theta = 0.35$, assuming m_a masses between 400 GeV and 1 TeV, and will allow exclusion for all $200 \text{ GeV} < m_a < 1 \text{ TeV}$.

Prospect studies where DM is produced in association with, or through interactions with, EW gauge bosons are reported in Section 3.3. Compressed SUSY scenarios, as well as other DM models, can be targeted using signatures such as mono-photon and vector-boson-fusion (VBF) production, in addition to the classic monojet channel. We show that mono-photon and VBF events allow targeting an EW fermionic triplet (minimal DM), equivalent to a wino-like signature in SUSY, for which there is no sensitivity in Run 2 searches with 36 fb^{-1} . Masses of the $\tilde{\chi}_1^0$ up to 310 GeV (130 GeV) can be excluded by the mono-photon (VBF) channel, with improvements being possible, reducing the theoretical uncertainties. Projections for searches for a mono- Z signature with $Z \rightarrow \ell^+ \ell^-$ recoiling against missing E_T , have been interpreted in terms of models with a spin-1 mediator and 2HDMa models. The exclusion

is expected for mediator masses up to 1.5 TeV, and for DM and pseudoscalar masses up to 600 GeV, a factor of ~ 3 better than the 36 fb^{-1} Run-2 constraints. The potential to target Higgs portal models and prospects for the HL- and HE-LHC to probe viable multi-TeV dark matter are also presented.

Simple DM models consist of a DM particle and a mediator that couples it to the SM. The DM may, however, sit in a larger *hidden* (or *dark*) sector with additional new states and new interactions. If these interactions include a light $U(1)$ gauge boson, A' , this dark photon may mix, through the kinetic-mixing portal, with the SM photon leading to interesting collider signatures. In Section 3.4, searches for dark photons under various hypotheses of dark sectors are presented. Prospects for an inclusive search for dark photons decaying into muon or electron pairs indicate that the HL-LHC could cover a large fraction of the theoretically favored $\epsilon - m_{A'}$ space, where ϵ is the size of the kinetic mixing between the photon and the dark photon.

3.1 Dark Matter and Jets

If DM is produced in association with QCD activity it is typically searched for in the monojet channel. The DM may be produced through a SM neutral mediator, see Section 3.1.1, or it may be produced as the decay product of a new heavy coloured state, see Section 3.1.2. Monojet-like signatures can be exploited to search for higgsinos and winos in SUSY, see Section 3.1.3. If the parent state that decays to DM is charged and relatively long lived it is more efficient to search in the disappearing track topology. Additional discussion of disappearing track analyses, in the context of long lived particle searches, can be found in Section 4.1.

3.1.1 Studies on the sensitivity to Dark Matter of the monojet channel at HL-LHC

Contributors: G. Frattari, V. Ippolito, G. Gustavino, J. Stupak, ATLAS

The goal of this study, detailed in [186], is to evaluate the impact of different assumed systematic uncertainty scenarios on the expected sensitivity to WIMP Dark Matter in the jet+ E_T^{miss} channel, based on the extrapolation to higher luminosity of the limits published by the ATLAS Collaboration with 36.1 fb^{-1} of pp collisions at a c.o.m. energy $\sqrt{s} = 13 \text{ TeV}$ [187]. The WIMPs escape the detector giving rise to large E_T^{miss} arising if they recoil against a jet from initial state radiation (ISR) off the colliding partons, leading to the so-called monojet topology. The E_T^{miss} in this study is calculated treating electrons and muons as invisible particles. The strategy pursued takes signal and background E_T^{miss} distributions from the Run-2 ATLAS data analysis and scales them to 300 fb^{-1} and 3 ab^{-1} , exploring various scenarios for the scaling of the systematic uncertainties.

The dominant backgrounds for the 13 TeV data analysis come from W/Z +jets processes. These backgrounds are estimated using MC samples generated with SHERPA 2.2.1. MC samples are reweighted to account for higher-order QCD and EW corrections following the procedure described in Ref. [188] and are normalised in dedicated control regions (CR) described below. Sub-leading backgrounds consist of $t\bar{t}$ and single-top production, which are generated via POWHEG-BOX v2 and showered with PYTHIA 8, and diboson processes, which are taken from SHERPA. The benchmark signal process is generated for WIMP masses in the range 1 GeV – 1 TeV and mediator masses in the range 10 GeV – 10 TeV using POWHEG-BOX v2 with the DMV model [189], assuming mediator couplings to the quark and WIMP of $g_q = 0.25$ and $g_\chi = 1$, respectively. The small multijet and non-collision backgrounds, which are estimated from data in the 13 TeV analysis, are neglected.

The event selection follows that applied in the 13 TeV analysis and selects events with $E_T^{\text{miss}} > 250 \text{ GeV}$ in association with at least one high- p_T jet. Up to three additional jets are allowed and all jets are required to be well separated from the missing transverse momentum direction in azimuth. The signal region is required to contain no reconstructed electron or muon. Four additional CRs to isolate the dominant backgrounds are defined based on the number and type of leptons. Events with exactly one muon, no other leptons, and transverse mass in the 30–100 GeV range form the W +jets ($t\bar{t}$) CR

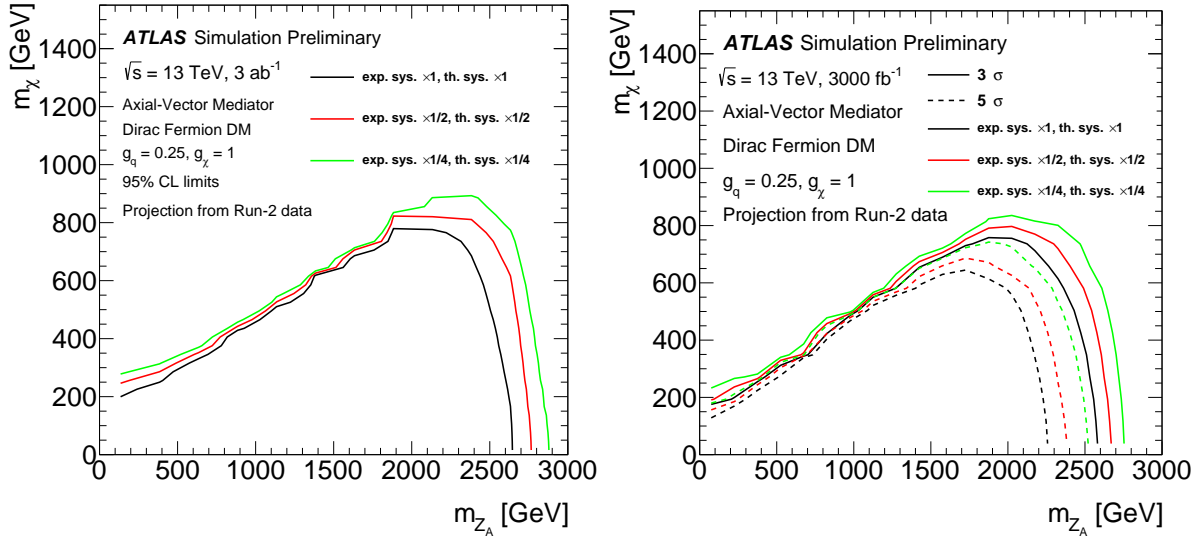


Fig. 3.1.1: Left: expected 95% C.L. excluded regions in the (m_χ, m_{Z_A}) mass plane for the axial-vector simplified model with couplings $g_q = 0.25$ and $g_\chi = 1$, for a luminosity of 3 ab^{-1} . Three contours are shown in each plot, corresponding to the three different systematic uncertainty scenarios: standard (black), reduced by a factor 2 (red) and 4 (green). Right: 3σ and 5σ discovery contours corresponding to the three different systematic uncertainty scenarios: standard (black), reduced by a factor 2 (red) and 4 (green).

if they have zero (at least one) b -tagged jet. A second W +jets CR is built by requiring exactly one electron, no other leptons, and the same transverse mass requirement. Finally, events with 2 muons with an invariant mass consistent with the Z boson form the Z +jets CR. A simultaneous, binned likelihood fit of a signal plus background model to the simulated E_T^{miss} distributions of the analysis regions is performed. The signal normalisation and two additional normalisation factors, one which rescales the prediction for processes containing Z and W bosons produced in association with jets, and one for $t\bar{t}$ and single-top production, are free parameters of the fit. Nuisance parameters with gaussian constraints are used to describe the effect of systematic uncertainties on the signal and background E_T^{miss} distributions. Correlations of systematic uncertainties across E_T^{miss} bins are taken into account.

The projection for high luminosity proceeds as follows:

- The E_T^{miss} distributions for signal and the main backgrounds from the 13 TeV data analysis in Run 2 are scaled from 36.1 fb^{-1} to 3 ab^{-1} . The increased statistics achieved by the higher luminosity allows the discriminant to be binned more finely, increasing the number of E_T^{miss} bins from 10 in the recent data analysis to 17 for the high-luminosity projection. The lower end of the last E_T^{miss} bin, 1.6 TeV, is chosen in order to keep a similar level of uncertainty on signal and control region as for the Run-2 search. This turns into an improvement of about 100 GeV in the projected mediator mass reach.
- The background distributions are further scaled up by a factor of 1.27 (1.06) for Z/W +jets ($t\bar{t}$ and single top) in order to reflect the observation in the CRs of the Run-2 data analysis.
- No correction is made for the increase in the c.o.m. energy to 14 TeV at the HL-LHC since the dedicated NLO QCD and EW corrections for the main W/Z +jets background are not available. Given the signal cross-section would be expected to increase by 20–40%, while the dominant W/Z +jets background cross section will increase by 10–15%, this leads to a conservative estimate of the potential and the actual sensitivity will be slightly better than estimated here.

In Ref. [187], the main background experimental uncertainties for $E_T^{\text{miss}} > 250$ GeV (> 1 TeV) are related to the leptons (jet and E_T^{miss} scales and resolution), amounting up to 1.7% (5.3%), while the main background theoretical uncertainties are related to the W/Z parton shower modelling and PDF (W/Z QCD and EW corrections), amounting to 0.8% (2%). The signal predictions are mainly affected by jet and E_T^{miss} scale and resolution uncertainties on the experimental side, and on the theory side by initial/final-state radiation and PDF uncertainties. In the high-luminosity projection, three different systematic uncertainty scenarios are tested to reflect the possible improvements in detector performance and in the theoretical modelling of signal and background processes, which could be achieved in the next years thanks to the foreseen detector upgrades and to progress in QCD and EW calculations:

- standard: same uncertainties as in Ref. [187];
- reduced by factor 2: all pre-fit signal and background uncertainties are reduced by a factor two;
- reduced by factor 4: all pre-fit signal and background uncertainties are reduced by a factor four;

The projected exclusion limits with a luminosity of 3 ab^{-1} for these three scenarios are plotted in the (m_χ, m_{Z_A}) mass plane in Fig. 3.1.1 (left), where χ is the WIMP DM candidate and Z_A the axial-vector mediator. The 95% C.L. exclusion contour for $m_\chi = 1$ GeV can be up to $m_{Z_A} = 2.65$ TeV, assuming the same uncertainties as in Ref. [187]. The excluded region that can be obtained by reducing by a factor two (four) all systematic uncertainties reaches, for low m_χ , mediator masses of about 2.77 (2.88) TeV. Small differences between systematic uncertainty scenarios are observed when approaching the region where the decay of the mediator in two WIMPs is off-shell ($m_{Z_A} < 2m_\chi$), due to the decrease of the signal cross-section. The discovery contours at 3 and 5σ are shown in Fig. 3.1.1 (right): for $m_\chi = 1$ GeV, a background incompatibility greater than 5σ would be reached for $m_{Z_A} = 2.25$ TeV, 2.38 TeV and 2.52 TeV assuming the same uncertainties as in Ref. [187], the scenario obtained by reducing by a factor two, and by a factor four all the systematic uncertainties, respectively. The increase in sensitivity of the scenarios with lowered systematic uncertainties was checked to be mainly driven by the reduction in the theoretical uncertainties. Among these, V +jets and diboson uncertainties, as well as theoretical uncertainties on signal processes, are similar in size and give the leading contributions.

3.1.2 Monojet Signatures from Heavy Coloured Particles at HL- and HE-LHC

Contributors: A. Chakraborty, S. Kuttimalai, S. H. Lim, M. M. Nojiri, and R. Ruiz

Search strategies for hypothetical coloured particles \mathcal{Q} that can decay to dark matter candidates usually involve jets and leptons produced in association with large missing transverse energy E_T^{miss} . In compressed mass spectrum scenarios the visible decay products in the $\mathcal{Q} \rightarrow \text{DM} + \text{SM}$ process do not have sufficient momenta to be readily distinguished from SM backgrounds and monojet-like topologies arise.

Were evidence for a new particle \mathcal{Q} established at the LHC, or a successor experiment such as the HE-LHC, it would be crucial to determine the properties of \mathcal{Q} , especially its mass, spin, and colour representation, in order to help understand the nature of DM. Such a program would typically include investigating various collider observables that can discriminate against possible candidates for \mathcal{Q} , and hence requires that observables are known to sufficiently high precision. It is the case though that leading order (LO) calculations are poor approximations for QCD processes, even when using sensible scale choices. The situation, however, is more hopeful with the advent of general-purpose precision Monte Carlo event generators HERWIG [190], MADGRAPH5_AMC@NLO+PYTHIA 8 [67, 68], and SHERPA [191]. With automated event generation up to NLO in QCD with parton shower (PS) matching and multijet merging, even for BSM processes [192], one can now systematically investigate the impact of crucial $\mathcal{O}(\alpha_s)$ corrections on the inclusive monojet process.

We now summarise the key findings of a recent [193] investigation into the prospect for determining the properties of a hypothetical heavy resonance \mathcal{Q} associated with DM via the the monojet

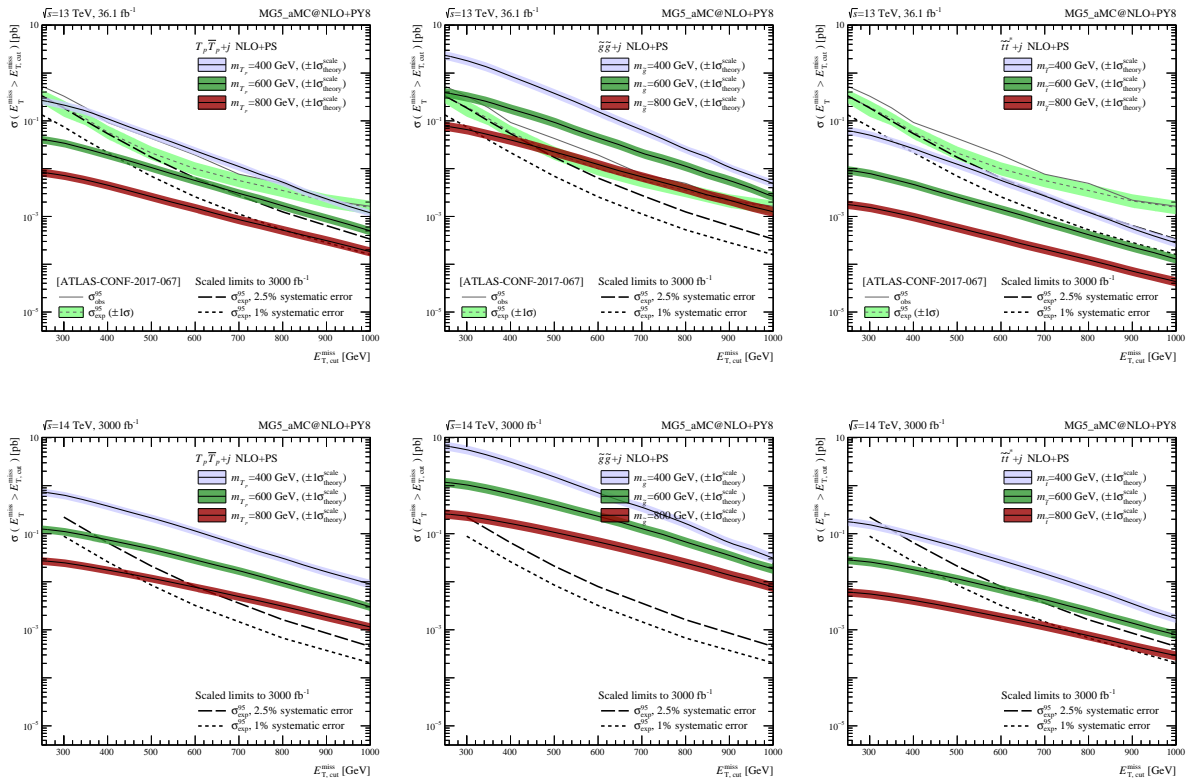


Fig. 3.1.2: Top: $pp \rightarrow Q\bar{Q} + j$ cross section as a function of minimum E_T^{miss} after the experimental selection criteria at 13 TeV, for $Q = T_p, \tilde{g},$ and \tilde{t} , with current 95% C.L. limits after $\mathcal{L} = 36.1 \text{ fb}^{-1}$ of data at the 13 TeV LHC. Bottom: same plots for 14 TeV LHC. We also show the estimated sensitivity with $\mathcal{L} = 3 \text{ ab}^{-1}$, assuming $\delta_{\text{Syst.}} = 2.5\%$ and 1% systematical errors.

signature. This includes systematically quantifying theory uncertainties associated with the renormalisation, factorization, and parton shower scales as well as those originating from distribution functions and multijet merging using state-of-the-art technology. One finds that in aggregate, the total uncertainties are comparable to differences observed when varying Q itself. However, the precision achievable with next-to-next-to-leading order (NNLO) calculations, where available, can resolve this dilemma. In light of this, we further emphasise that the HL- and HE-LHC runs possibly resolve different candidates for the new coloured particle. For additional details beyond what is provided here, see Ref. [193].

The ATLAS and CMS collaborations have studied $\mathcal{L} = 36.1 \text{ fb}^{-1}$ of $\sqrt{s} = 13 \text{ TeV}$ collision data using signatures with significant transverse momentum imbalance and at least one energetic jet [194, 195]. The non-observation of significant deviations from SM predictions leads to model-independent 95% C.L. upper limits on the production cross section of new particles. In Fig. 3.1.2, we show these experimental limits along with NLO+PS-accurate cross section, and associated scale uncertainty, for the $Q\bar{Q} + j$ process, where we include a hard jet at the matrix-element level, and for $Q \in \{\tilde{t}, T_p, \tilde{g}\}$, as listed in Table 3.1.1.

We find that the lower limits on Q masses stand at around $m_{T_p} = 400 \text{ GeV}$ for the fermionic top partner and $m_{\tilde{g}} = 600 \text{ GeV}$ for the gluino, while no constraint on stop masses is found within the mass range under consideration. It has been observed that for high- p_T bins both the systematic and statistical experimental uncertainties play a crucial role. Sensitivity is expected to improve at the HL-LHC due to a much larger dataset with better control on uncertainties. We calculate the expected upper limits at HL-LHC with $\mathcal{L} = 3 \text{ ab}^{-1}$ and $\sqrt{s} = 13 \text{ TeV}$ by rescaling the numbers at 13 TeV with two values of total

Particle name	Colour Rep.	Lorentz Rep.	Decay	UFO Refs.	
Fermionic Top partner	(T_p)	3	Dirac fermion	$q + X$	[196, 197]
Top squark	(\tilde{t})	3	Complex scalar	$t^* X \rightarrow b q \bar{q}' + X$	[197, 198]
Gluino	(\tilde{g})	8	Majorana fermion	$q \bar{q} + X$	[197, 198]

Table 3.1.1: Summary of signal particles, their $SU(3)_c$ and Lorentz representations (Rep.), and decay mode to stable DM candidate (X).

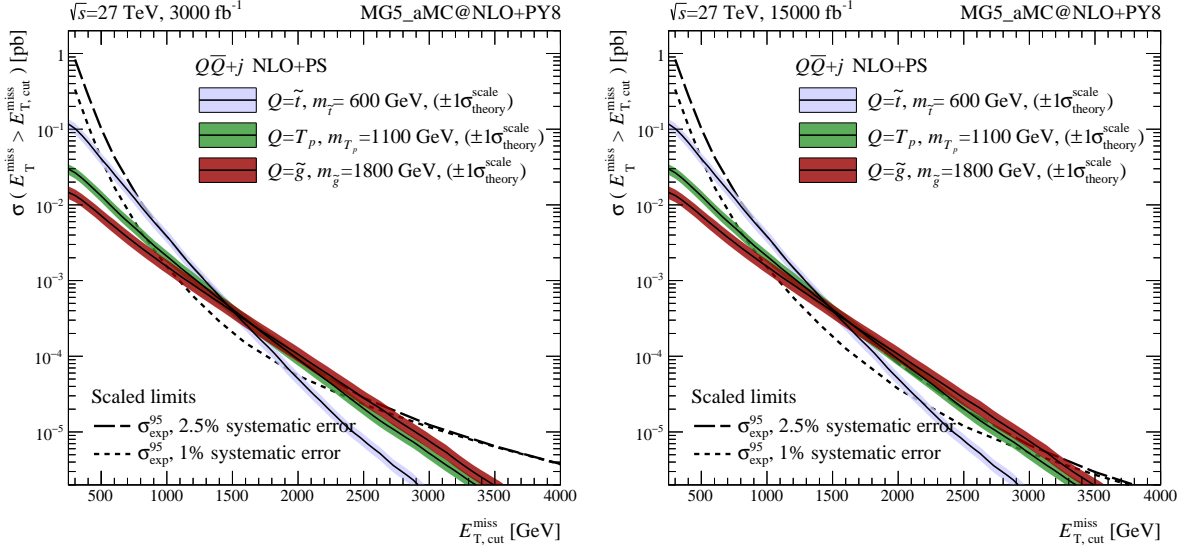


Fig. 3.1.3: Same as Fig. 3.1.2 but scaled for $\sqrt{s} = 27$ TeV assuming $\mathcal{L} = 3 \text{ ab}^{-1}$ (left) and 15 ab^{-1} (right).

systematic uncertainty, namely $\delta_{\text{sys.}} = 2.5\%$ and 1% . From the scaled limits, we find that fermionic top partners with masses $m_{T_p} \lesssim 800$ GeV, gluinos with $m_{\tilde{g}} \lesssim 1000$ GeV, and stops with masses $m_{\tilde{t}} \lesssim 600$ GeV can be excluded at 13 TeV with $\mathcal{L} = 3 \text{ ab}^{-1}$, using the inclusive monojet signature for a compressed mass spectrum.

Another possibility that can significantly improve the sensitivity to heavy coloured particles is increasing the beam energy of the LHC to the proposed $\sqrt{s} = 27$ TeV HE-LHC [199]. Here, we assume that the SM background is still dominated by $Z + j$ process and then scale the model-independent 95% C.L. upper limit at $\sqrt{s} = 13$ TeV according to the production cross section ratio. In Fig. 3.1.3, we estimate the expected reach at the 27 TeV LHC for $pp \rightarrow Q\bar{Q} + j$ process. Note, here also we assume that the detector acceptance and efficiencies are the same at 13 and 27 TeV. For comparison, we consider systematic uncertainties of 2.5% and 1%, the same considered before. We observe that with $\mathcal{L} = 3 - 15 \text{ ab}^{-1}$, one can probe the compressed spectra featuring fermionic top partners with masses $m_{T_p} \lesssim 1100$ GeV, gluinos with masses $m_{\tilde{g}} \lesssim 1800$ GeV, and stops with masses $m_{\tilde{t}} \lesssim 600$ GeV.

Theoretical uncertainties associated with the monojet signal process are estimated by employing the state-of-the-art MC suites MADGRAPH5_AMC@NLO and SHERPA. A single measurement of signal cross section does not constrain the nature of Q uniquely as different spin and colour hypotheses can lead to identical cross sections if the mass is tuned accordingly. For example, a stop of mass 400 GeV, a fermionic top partner of mass 600 GeV, and a gluino of mass 800 GeV have practically the same $pp \rightarrow Q\bar{Q} + j$ cross section for $p_{T,\text{cut}}^{j_1}$ around 500 GeV at $\sqrt{s} = 14$ TeV, see Fig. 3.1.4 (left). The degeneracy, however, can be resolved through additional cross section measurements with larger $p_{T,\text{cut}}^{j_1}$. Cross section measurements at a higher c.o.m. energy can also lift this degeneracy, see Fig. 3.1.4 (right).

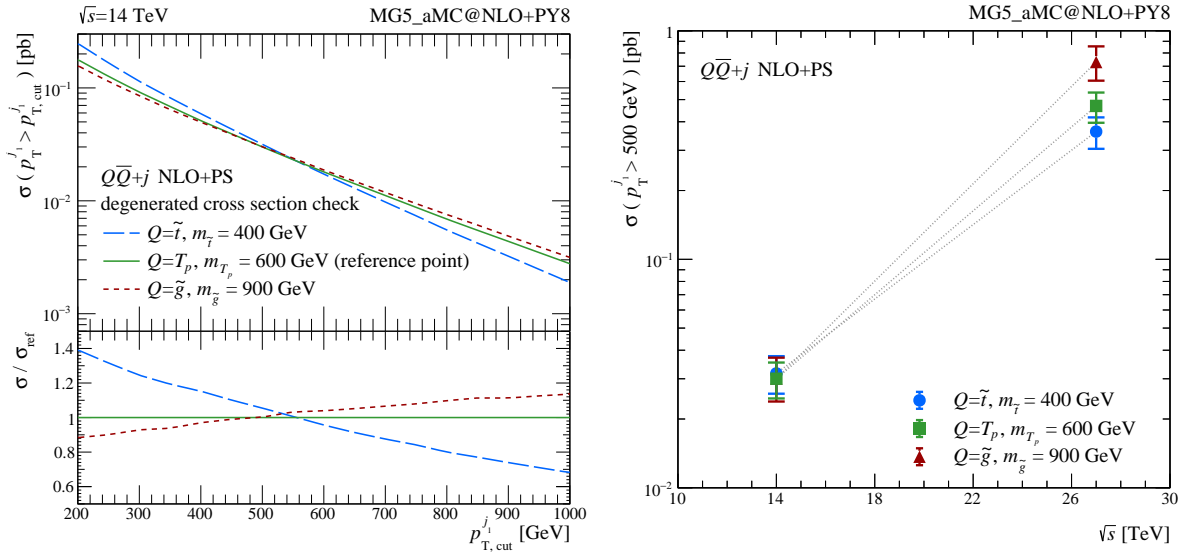


Fig. 3.1.4: Left: $pp \rightarrow Q\bar{Q} + j$ cross section at $\sqrt{s} = 14$ TeV as a function of jet p_T selection criterion ($p_{T,\text{cut}}^{j_1}$), for representative (Q, m_Q) combinations. Right: $pp \rightarrow Q\bar{Q} + j$ cross section at $\sqrt{s} = 14$ and 27 TeV, with $p_{T,\text{cut}}^{j_1} = 500$ GeV. The error bar reflects the renormalisation and factorization scale variation.

To distinguish different new physics candidates, one, however, needs theoretical uncertainties smaller than $\mathcal{O}(30\%)$ and $\mathcal{O}(5\%/100 \text{ GeV})$, respectively, on the total cross section normalisations and on the change of the cross section for $\sigma(pp \rightarrow Q\bar{Q} + j)$ as a function of $p_{T,\text{cut}}^{j_1}$. Alternatively, one can also consider ratios of cross sections measured at two different $p_{T,\text{cut}}^{j_1}$ and two different energies $\sqrt{s} = 14$ and 27 TeV.

We find that the monojet signal process under consideration exhibits a residual (factorization, renormalisation, and shower) scale uncertainty around 40% at LO and 20% at NLO, and is about twice as large as the the inclusive $pp \rightarrow T_p\bar{T}_p$ cross section due to the presence of additional α_s factors. Based on available NNLO calculations [200, 201], we anticipate such uncertainties can be reduced to the 10% level at NNLO. As the corrections beyond NLO mainly impact the overall normalisation, cross sections at different $p_{T,\text{cut}}^{j_1}$ possess correlated uncertainties. Hence, constructing ratios and double-ratios of cross sections at different $p_{T,\text{cut}}^{j_1}$, can partially cancel uncertainties and help with the identification of Q .

3.1.3 Searching for Electroweakinos in monojet final states at HL- and HE-LHC

Contributors: T. Han, S. Mukhopadhyay, X. Wang

Among the multitude of possibilities for WIMP dark matter, particles that belong to a multiplet of the SM weak interactions are one of the best representatives. We focus on two representative scenarios for EW DM, namely a wino-like $SU(2)_L$ triplet and a Higgsino-like $SU(2)_L$ doublet. Such models are often challenging to probe in direct detection experiments due to loop-suppressed scattering cross-sections. Searches at hadron colliders are thus crucial for testing such a scenario, and depending upon the gauge representation, can be complementary to indirect detection probes in different mass windows. Moreover, since the relic abundance of EW DM is uniquely determined by its mass value – 3 TeV for wino-like triplet [202–204] and 1 TeV for Higgsino-like doublet [205], they represent a well-defined target in the collider search for DM in general. Without large additional corrections from higher-dimensional operators, the mass splitting between the charged and neutral components of the DM $SU(2)_L$ multiplets is only of the order of a few hundred MeV [206, 207]. This nearly degenerate spectrum motivates two major search channels at hadron colliders for the EW DM sector, namely, the monojet with missing

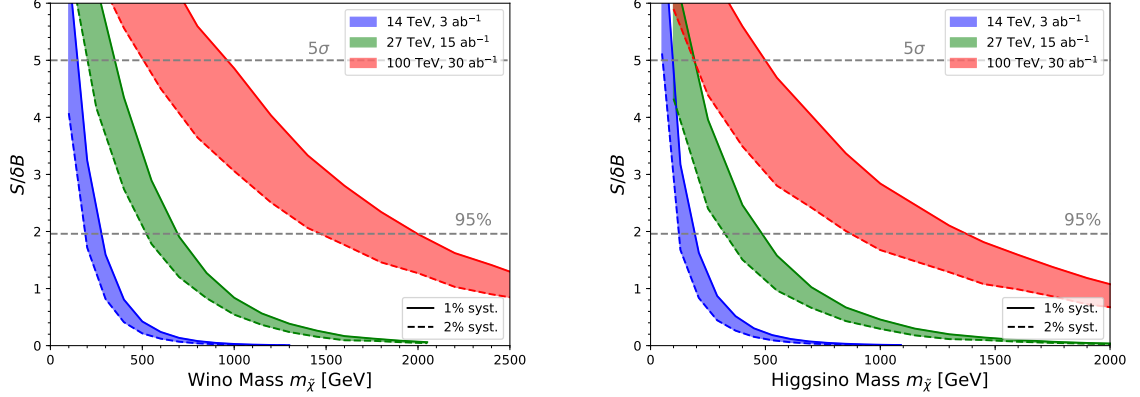


Fig. 3.1.5: Comparative reach of the HL-LHC, HE-LHC and FCC-hh/SppC options in the monojet channel for wino-like (left) and Higgsino-like (right) DM search. The solid and dashed lines correspond to optimistic values of the systematic uncertainties on the background estimate of 1% and 2% respectively, which might be achievable using data-driven methods with the accumulation of large statistics.

95% C.L.	Wino	Higgsino
14 TeV	280 GeV	200 GeV
27 TeV	700 GeV	490 GeV
100 TeV	2 TeV	1.4 TeV

Table 3.1.2: Summary of DM mass reach at 95% C.L. for an EW triplet (wino-like) and a doublet (Higgsino-like) representation, at the HL-LHC, HE-LHC and the FCC-hh/SppC colliders, in optimistic scenarios for the background systematics.

transverse momentum search and the disappearing charged track search. The first one is reported in this section, the second in Section 4.1.3.

We present our results [151] on the future reach of three different scenarios of collider energy and integrated luminosity: HL-LHC, HE-LHC, and FCC-hh/SppC (100 TeV, 30 ab⁻¹). We adopt as a definition of significance $S/\sqrt{B + (\Delta_B B)^2 + (\Delta_S S)^2}$ where S and B are the total number of signal and background events, and Δ_S, Δ_B refer to the corresponding percentage systematic uncertainties, respectively.

The classic monojet and missing transverse momentum search for pair production of a DM particle in association with a hadronic jet originating from initial state radiation is considered. Pair production of both the charged state χ^\pm and the neutral state χ^0 would contribute to the signal in the monojet search channel, since the charged pions from the charged state χ^\pm decay are too soft to detect at hadron colliders. Systematic uncertainties $\Delta_B = 1-2\%$ and $\Delta_S = 10\%$ are assumed. In Fig. 3.1.5 we compare the reach of the HL-LHC, HE-LHC and FCC-hh/SppC options in the monojet channel for wino-like (left) and Higgsino-like (right) DM search. The solid and dashed lines correspond to systematic uncertainties on the background estimate of 1% and 2% respectively. Results are summarised in Table 3.1.2. In an optimistic scenario, wino-like DM mass of up to 280, 700 and 2000 GeV is expected to be probed at the 95% C.L., at the 14, 27 and 100 TeV colliders respectively. For the Higgsino-like scenario, these numbers decrease to 200, 490 and 1370 GeV, primarily due to the reduced production cross-section. Clearly, a 27 TeV collider can substantially improve the reach by a factor of two or more compared to the HL-LHC, while improvement of another factor of three can be further achieved at the 100 TeV collider.

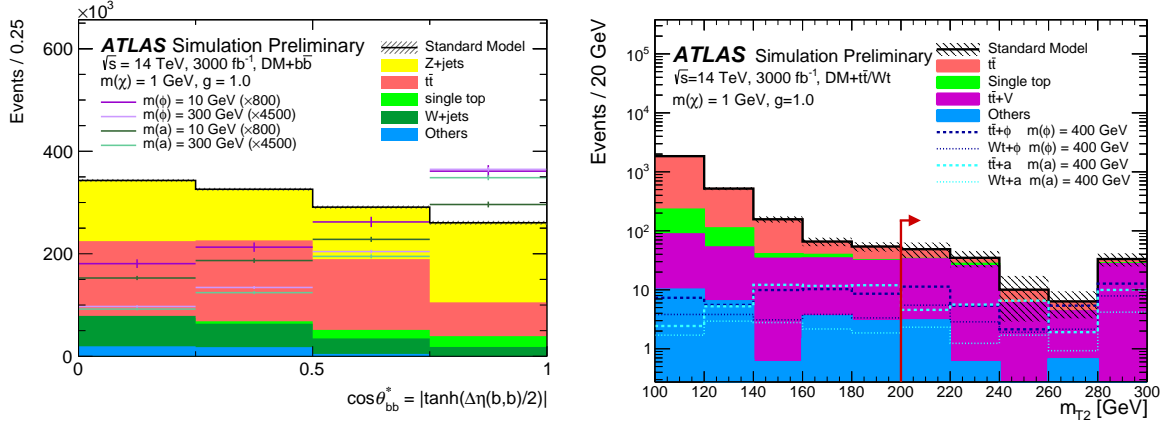


Fig. 3.2.1: Distributions of the main discriminants used for the $DM + b\bar{b}$ and $DM + t\bar{t}$ searches: $\cos \theta_{bb}^*$ (left) and m_{T2} (right). For the $\cos \theta_{bb}^*$ distribution events are required to have $E_T^{\text{miss}} > 210$ GeV, no leptons, 2 or 3 jets, and at least two b -jets. For the m_{T2} distribution events must satisfy the corresponding signal region criteria except for that on the variable shown.

3.2 Dark Matter and Heavy Flavour

When the mediator between the dark sector and the SM is a scalar or pseudoscalar one expects the couplings to the SM to scale with the SM fermion mass. Thus, a natural place to look for DM production is in association with pairs of top or bottom quarks, see Section 3.2.1 and Section 3.2.2. Alternatively, a neutral vector mediator with flavour-changing interactions can produce DM in association with a single top, see Section 3.2.3. Finally, scalar mediators may be searched for directly in four top final states, as shown in Section 3.2.4.

3.2.1 Associated production of dark matter and heavy flavour quarks at HL-LHC

Contributors: M. Rimoldi, E. McDonald, F. Meloni, P. Pani, F. Ungaro, ATLAS

The prospects of a search for dark matter produced in association with heavy flavour (bottom or top) quarks at the HL-LHC are presented in this section [208]. The study therefore focuses on two simplified models, defined by either a scalar, ϕ , or pseudoscalar, a , mediator. In both cases, the mediating particle is taken to be colour-neutral and the dark matter candidate is assumed to be a weakly interacting Dirac fermion, χ , uncharged under the SM.

The $\chi\bar{\chi}$ production in association with top-quarks is expected to dominate at the HL-LHC. Two signatures featuring top quarks in the final state are therefore considered. The first signature, denoted $DM + t\bar{t}$, is characterised by two tops decaying di-leptonically. The second signature, $DM + W\bar{t}$, involves a single top produced in tandem with a W -boson, both of which decay leptonically. Dark matter production in association with b -quarks is also considered in this study, as it is relevant if the coupling to up-type quarks is suppressed. The $DM + b\bar{b}$ final state is equivalently well motivated as an avenue for probing the parameter space of two-Higgs doublet models. In the 2HDM+ a model for example, the rate for $pp \rightarrow b\bar{b} + a$ is enhanced by the ratio of the Higgs doublet vacuum expectation values, $\tan \beta$, if a Yukawa sector of type-II is realised. A straightforward recasting of exclusion limits on the simplified pseudoscalar mediator model can then be used to extract constraints on $\tan \beta$.

A search targeting the $DM + b\bar{b}$ and $DM + t\bar{t}$ signatures was performed at the LHC using 36.1 fb^{-1} of data collected in 2015 and 2016 at a centre of mass energy of 13 TeV. This study presents the prospects for further constraining these models with HL-LHC data and is divided into two independent analyses.

Signatures with b -quarks and E_T^{miss} To isolate the event topology of the $DM + b\bar{b}$ final state, events are required to have at least two b -tagged jets. The contribution from SM background processes

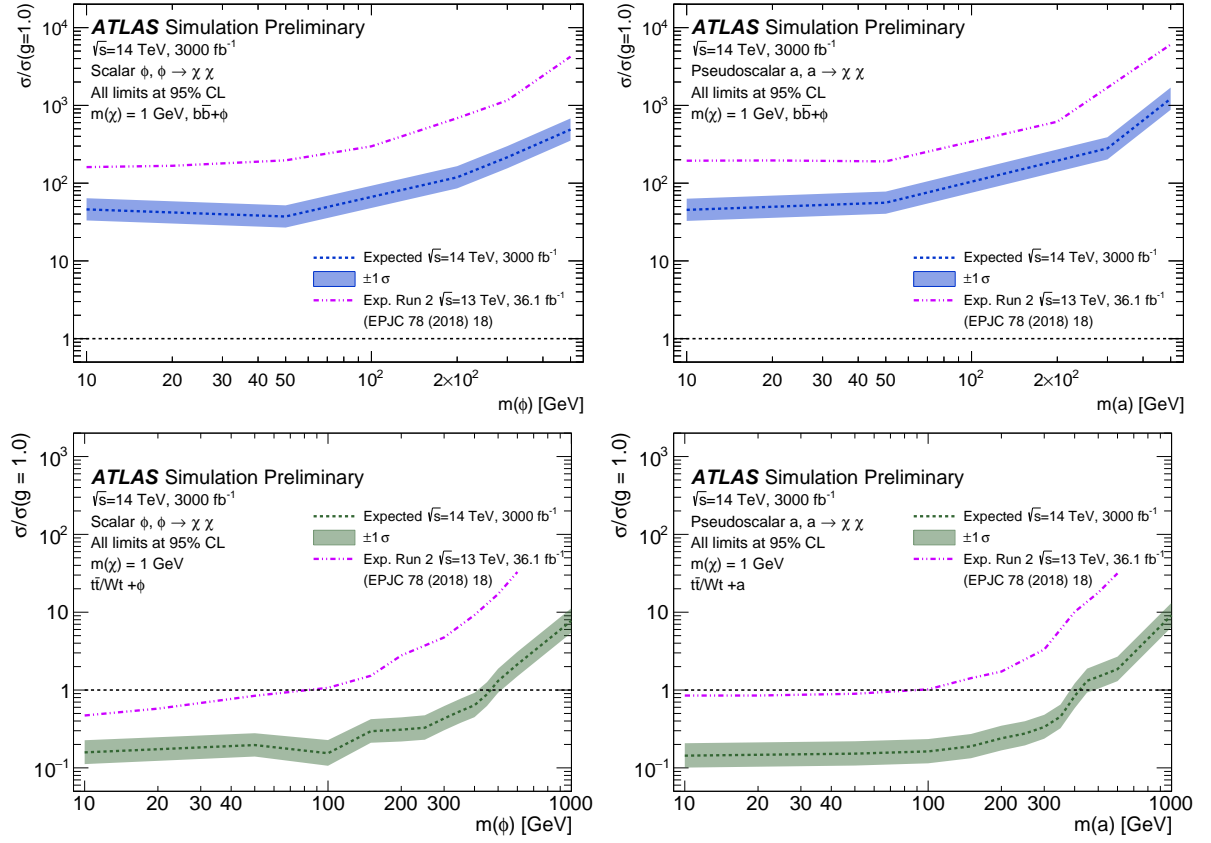


Fig. 3.2.2: Exclusion limits for the production of a colour-neutral mediator in association with bottom quarks (top) or with top quarks (bottom) in case of scalar (left) and pseudoscalar (right) mediator decaying to a pair of dark matter particles with mass 1 GeV. Also shown for comparison is the expected limit from the current analysis [209].

is suppressed via the application of selection criteria based on that of the 13 TeV analysis and updated to align with HL-LHC design considerations. To reduce the contribution from leptonic and semi-leptonic $t\bar{t}$ decays and from leptonic decays of W and Z bosons, events containing at least one baseline lepton are vetoed. A further requirement of no more than 2 or 3 jets is imposed in order to control the large background from hadronic $t\bar{t}$ decays. The main background from $Z(\rightarrow \nu\bar{\nu})$ +jets events is reduced by cutting on variables which exploit the difference in spin between the scalar and pseudoscalar particles and the Z boson. These variables make use of the pseudorapidity and azimuthal separations between jets, b -jets, and the missing transverse momentum. Among them, the hyperbolic tangent of the pseudorapidity separation between the leading and sub-leading b -jet, $\Delta\eta(b, b) = \eta(b_1) - \eta(b_2)$, is used. This variable, referred to as $\cos\theta_{bb}^*$, is expected to yield a reasonably flat distribution for b -jets produced in association with vector particles. For b -jets accompanying the production of a heavy scalar or pseudoscalar mediator however, $\cos\theta_{bb}^*$ is expected to peak around 1. Owing to this shape difference, the $\cos\theta_{bb}^*$ variable provides the best discrimination between signal and background events in the $DM + b\bar{b}$ channel. The signal region for this search is therefore defined by four equal-width exclusive bins in $\cos\theta_{bb}^*$ as shown in Fig. 3.2.1, reflecting the configuration used in Run 2. Separate selections are derived for $m(\phi/a) < 100$ GeV and $m(\phi/a) \geq 100$ GeV to further enhance the difference in shape, which can depend strongly on the mass of the mediating particle. The resulting signal regions are denoted by $SR_{b,low}$ and $SR_{b,high}$ respectively. For more details, see Ref. [208].

Signatures with top quarks and E_T^{miss} A single signal region, denoted $SR_{2\ell}$, is used for the search targeting DM production in association with one or two top quarks. Events are required to have

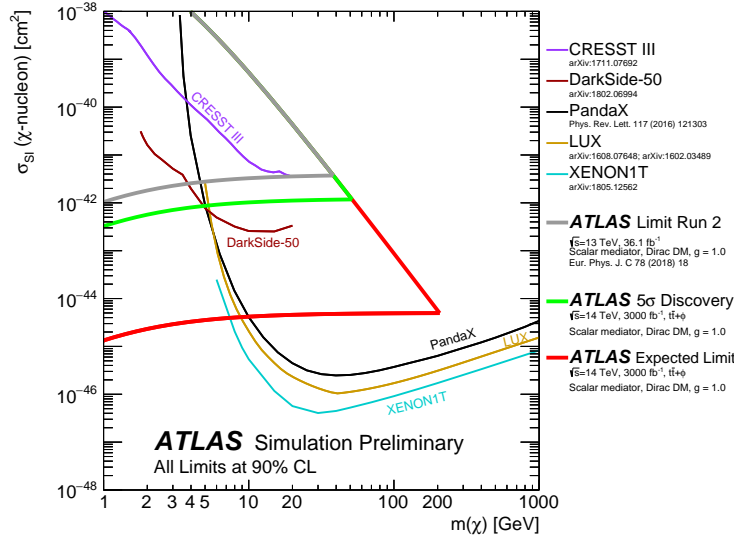


Fig. 3.2.3: Comparison of the 90% CL limits on the spin-independent DM-nucleon cross-section as a function of DM mass between these results and the direct-detection experiments, in the context of the colour-neutral simplified model with scalar mediator. The green contour indicates the 5σ discovery potential at HL-LHC. The lower horizontal line of the DM-nucleon scattering cross-section for the red (green) contour corresponds to value of the cross section for $m(\phi) = 430$ GeV ($m(\phi) = 105$ GeV). The grey contour indicates the exclusion derived from the observed limits for Run-2 taken from Ref. [209]. The results are compared with limits from direct detection experiments.

exactly two leptons (electrons or muons), possessing the same or different flavour and opposite electric charge. To reduce the $t\bar{t}$ background, the lepton pair must have an invariant mass larger than 100 GeV. Furthermore, candidate signal events are required to have at least one identified b -jet.

Different discriminators and kinematic variables are used to further separate the $t\bar{t} + \phi/a$ and $Wt + \phi/a$ signal from the SM background. These variables include the lepton-based transverse mass m_{T2} , the distribution for which is shown in Fig. 3.2.1 for events passing all of the SR requirements except that on m_{T2} . For the calculation of exclusion limits, the m_{T2} distribution is divided into five equal-width (20 GeV) exclusive bins.

Results For both $SR_{b,\text{low}}$ and $SR_{b,\text{high}}$, the main background consists of Z+jets events followed by hadronic decays of $t\bar{t}$. A significant contribution also comes from single top quark processes and events featuring a W -boson produced in association with jets. In $SR_{2\ell}$, the dominant background consists of di-leptonic decays of $t\bar{t}$ and $t\bar{t}Z$ with $Z \rightarrow \nu\nu$. Systematic uncertainties include theory modelling and experimental uncertainties related to, for example, the Jet Energy Scale and b -jet mis-identification. The total systematic uncertainty on the SM background is 13.42% for $SR_{b,\text{low}}/SR_{b,\text{high}}$ and 13% for $SR_{2\ell}$.

Exclusion limits are derived at 95% C.L. for mediator masses in the range 10–500 GeV assuming a DM mass of 1 GeV and a coupling (g) of 1.0. The limits are shown in Fig. 3.2.2 for $\phi/a \rightarrow \chi\bar{\chi}$ production in association with either bottom quarks or top quarks for $\mathcal{L} = 3 \text{ ab}^{-1}$ at $\sqrt{s} = 14$ TeV. Also shown for comparison are the corresponding limits at 13 TeV with 36.1 fb^{-1} taken from the previous Run-2 analysis.

For $\phi/a + b\bar{b}$, the exclusion potential at the HL-LHC is found to improve by a factor of ~ 3 – 8.7 with respect to Run-2. In the context of the 2HDM+ a model with $m(A) \gg m(a)$, $\sin\theta = 0.35$ and $y_\chi = 1$, the HL-LHC limits translate to an approximate upper bound on $\tan\beta$ ranging from ~ 19 for $m(a) = 10$ GeV to ~ 100 for $m(a) = 500$ GeV, significantly extending the current phase space coverage. In final states with one or two leptonically-decaying top quarks, the mass range for which

a colour-neutral scalar mediator is excluded extends from 80 GeV to 405 GeV. Similarly, exclusion of pseudoscalar masses up to 385 GeV is expected. In the case of the scalar mediator model, this represents a factor of 5 improvement with respect to the 36 fb^{-1} 13 TeV results in the same channel. An additional improvement of approximately 3 is possible when considering a statistical combination of all relevant top decay channels [210], which is not explored for the HL-LHC in this work.

For each DM and mediator mass pair, the exclusion limit on the cross-section for producing colour-neutral scalar mediator particles can be converted into a limit on the cross-section for spin-independent DM-nucleon scattering with the procedure described in Ref. [211]. Limits on the $t\bar{t} + \phi$ model at 90% C.L. - corresponding to exclusion of mediator masses up to $m(\phi) = 430 \text{ GeV}$ - are used for this purpose. Fig. 3.2.3 shows the resulting constraints in the plane defined by the DM mass and the scattering cross-section. The maximum value of the DM-nucleon scattering cross-section depicted in the plot corresponds to the value of the cross section for a mediator mass of 10 GeV. The exclusion limits at 90% C.L. are shown in red and the 5σ discovery potential is illustrated in green. The lower horizontal line in the green (red) contour corresponds to the value of the cross section for $m(\phi) = 105 \text{ GeV}$ ($m(\phi) = 430 \text{ GeV}$). Overlaid for comparison are the most stringent limits to date from several DM direct detection experiments.

3.2.2 Production of dark matter in association with top quarks at HL- and HE-LHC

Contributors: U. Haisch, P. Pani, and G. Polesello

The prospects of the HL-LHC and the HE-LHC to search for DM production in association with top-quark pairs ($t\bar{t} + E_T^{\text{miss}}$) and in single-top quark events ($tX + E_T^{\text{miss}}$) are investigated. Our sensitivity studies are based on the analysis strategies presented in Ref. [212–214]. In the case of the $t\bar{t} + E_T^{\text{miss}}$ signal, the two-lepton final state is considered. Since the selections employed in Ref. [212] turn out to lead to the best performance also at the HL-LHC and the HE-LHC, the selections in our $t\bar{t} + E_T^{\text{miss}}$ sensitivity study were not changed with respect to that used in the earlier analysis. In the case of the $tX + E_T^{\text{miss}}$ signature, both the two-lepton and one-lepton final state is studied. Since modifying the selections did not notably increase the sensitivity, the selections of the dilepton search were kept identical to the ones used in Ref. [213]. The single-lepton final state selections employed in Ref. [214] were instead reoptimised in our sensitivity study to take full advantage of the increased data set expected at future high-luminosity and high-energy LHC runs.

Sensitivity study of the $t\bar{t} + E_T^{\text{miss}}$ signature: Given the presence of a sizeable irreducible background surviving all the selections, the experimental sensitivity of future $t\bar{t} + E_T^{\text{miss}}$ searches will be largely determined by the systematic uncertainty on the estimate of the SM backgrounds. This uncertainty has two main sources: first, uncertainties on the parameters of the detector performance such as the energy scale for hadronic jets and the identification efficiency for leptons, and second, uncertainties plaguing the modelling of SM processes. Depending on the process and on the kinematic selection, the total uncertainty can vary between a few percent and a few tens of percent. The present analysis does not select extreme kinematic configurations for the dominant $t\bar{t}Z$ background, and it thus should be possible to control the experimental systematics at the 10% to 30% level. In the following, we will assume a systematic error of either 20% or 15% on both background and signal, fully correlated between the two and across kinematic bins. We have checked that in the absence of an external measurement (*e.g.* a background control region) which profiles uncertainties, the use of correlated uncertainties provides the most conservative results. In addition, we consider a 5% uncertainty on the signal only to account for the theoretical uncertainty on the $t\bar{t} + E_T^{\text{miss}}$ signal.

In Fig. 3.2.4 we present sensitivity estimates at LHC Run-3, the HL-LHC and the HE-LHC for scalar (left panel) and pseudoscalar (right panel) simplified DM model mediators. The shown results correspond to a DM mass of $m_\chi = 1 \text{ GeV}$ and the coupling choices $g_q = g_\chi = 1$, as recommended by the ATLAS/CMS DM Forum (DMF) [215] and the LHC DM Working Group [211]. The estimated 95% C.L. exclusion limits are obtained from a 5-bin likelihood fit to the $|\cos\theta_{\ell\ell}| = \tanh(\Delta\eta_{\ell\ell}/2)$

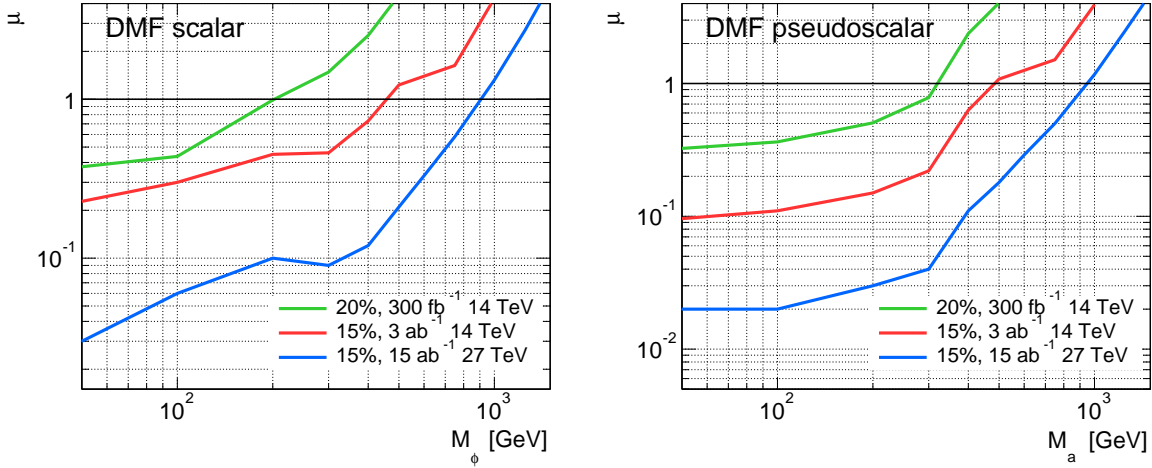


Fig. 3.2.4: Values of the signal strength μ that can be excluded at 95% C.L. as a function of the mass for DMF scalar (left) and pseudoscalar (right) mediators. The reach with 300 fb^{-1} (LHC Run-3) and 3 ab^{-1} (HL-LHC) of $\sqrt{s} = 14 \text{ TeV}$ data is given for a 5-bin shape fit with 20% (green curves) and 15% (red curves) errors. A hypothetical shape-fit scenario based on 15 ab^{-1} of $\sqrt{s} = 27 \text{ TeV}$ of data (HE-LHC) and 15% systematics is also shown (blue curves).

distribution. The inclusion of shape information is motivated by the observation that the distributions of events as a function of the pseudorapidity difference $\Delta\eta_{\ell\ell}$ of the dilepton pair is different for signal and background [212]. At LHC Run-3 it should be possible to exclude DMF scalar (pseudoscalar) models that predict a signal strength of $\mu = 1$ for mediator masses up to around 200 GeV (300 GeV) using the 5-bin likelihood fit employed in our study. It should be possible to improve the maximal mass reach by roughly a factor of 2 when going from LHC Run-3 to the HL-LHC and from the HL-LHC to the HE-LHC. The corresponding 95% C.L. exclusion limits on DMF scalar (pseudoscalar) mediators are thus expected to be around 450 GeV (500 GeV) and 900 GeV (950 GeV) at the HL-LHC and the HE-LHC, respectively. Another conclusion that can be drawn from our sensitivity study is that the reach of future LHC runs depends strongly on the systematic background uncertainty, and as a result a good experimental understanding of $t\bar{t}Z$ production within the SM will be a key ingredient to a possible discovery of DM in the $t\bar{t} + E_T^{\text{miss}}$ channel.

Using the recasting procedure described in Ref. [216], the sensitivity estimates presented in Fig. 3.2.4 for the DMF spin-0 models can be translated into exclusion limits on next-generation spin-0 DM models. In the case of the 2HDM+a model [217–221] for instance and adopting the benchmark (4.5) and (4.6) introduced in Ref. [216], one finds for $\tan\beta = 1$ the 95% C.L. bounds $m(a) \lesssim 150 \text{ GeV}$ (HL-LHC) and $m(a) \lesssim 350 \text{ GeV}$ (HE-LHC) on the mass of the 2HDM+a pseudoscalar mediator a . These numbers show again that a HE-LHC is expected to be able to significantly improve upon the HL-LHC reach, in particular for spin-0 DM model realisations that predict small $t\bar{t} + E_T^{\text{miss}}$ signal cross sections.

Sensitivity study of the $tX + E_T^{\text{miss}}$ signature: Following the analyses [213, 214], we interpret our $tX + E_T^{\text{miss}}$ results in the context of the 2HDM+a model. The total background in the two-lepton selection is approximately 100 events, dominantly composed of the $t\bar{t}Z/W$ and tWZ background processes. For charged Higgs masses $m(H^\pm)$ between 300 GeV and 700 GeV, the acceptance for signal events containing at least two leptons is in the range $[0.1, 0.7]\%$ for $m(a) = 150 \text{ GeV}$ and $\tan\beta = 1$. The total background in the one-lepton selection is approximately 30 events for the leptonic- H^\pm signal selection and 45 events for the hadronic- H^\pm one. More than 70% of the SM background arises from $t\bar{t}Z/W$ and tZ processes in both selections and the rest is in equal parts due to the contributions of top

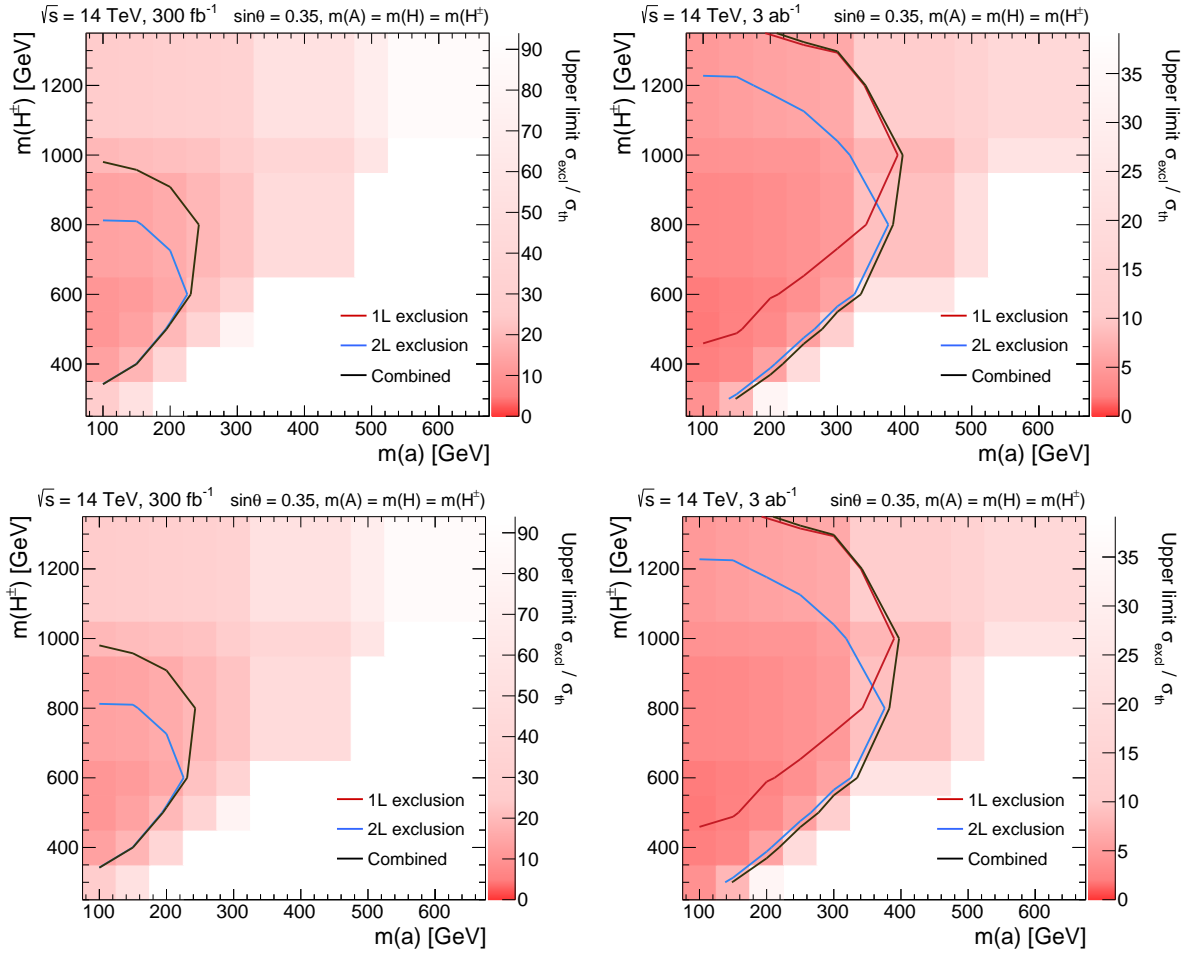


Fig. 3.2.5: 95% C.L. exclusion limits in the $m(a) - m(H^\pm)$ plane following from our one-lepton (1L) and two-lepton (2L) analysis shown as red and blue lines. The black curves indicate the bounds obtained by a combination of the two search strategies. The used 2HDM+a parameters are indicated. The left (right) panels correspond to 300 fb^{-1} (3 ab^{-1}) of $\sqrt{s} = 14 \text{ TeV}$ data. Systematic uncertainties of 20% (5%) on the SM background (signal) are assumed.

pairs (dileptonic decays) and the single-top tW channel for the hadronic- H^\pm selection, while in the case of the leptonic- H^\pm selection the remaining 30% are dominated by single-top processes. For $m(H^\pm)$ in the range of 600 GeV and 1 TeV, the acceptance for signal events containing at least one lepton amounts to approximately $[0.2, 0.5]\%$ for $m(a) = 150 \text{ GeV}$ and $\tan \beta = 1$.

In Fig. 3.2.5 we present the results of our $tX + E_T^{\text{miss}}$ sensitivity study in the $m(a) - m(H^\pm)$ plane of the 2HDM+a model employing a DM mass of $m_\chi = 1 \text{ GeV}$. As indicated by the headlines of the individual panels, two different values for the mixing angle in the pseudoscalar sector ($\sin \theta$) are employed. The parameters not explicitly specified have been set to the benchmark choices (4.5) made in Ref. [216]. One observes that at LHC Run-3 a combination of the one-lepton and two-lepton search should allow one to exclude masses $m(a)$ up to around 250 GeV (375 GeV) for $\sin \theta = 0.35$ ($\sin \theta = 0.7$). The corresponding HL-LHC limits instead read 400 GeV (500 GeV), implying that collecting ten times more luminosity is expected to lead to an improvement in the LHC reach by a factor of around 1.5 in the case at hand. Also notice that the one-lepton and two-lepton analyses are complementary because they have different sensitivities on $m(H^\pm)$.

One can also compare the HL-LHC reach in the $m(H^\pm) - \tan \beta$ plane to that derived in Ref. [213]

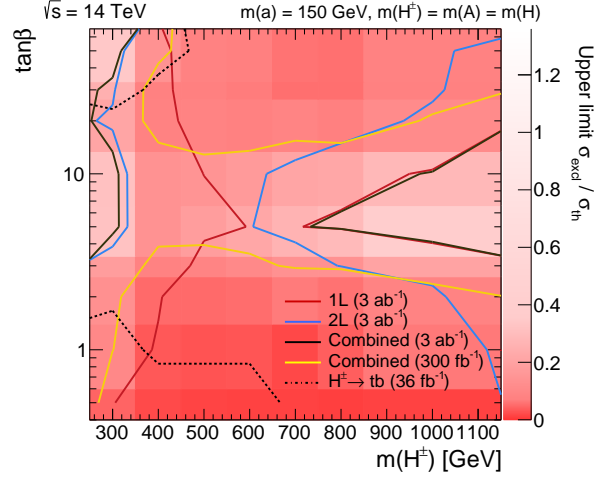


Fig. 3.2.6: Regions in the $m(H^\pm) - \tan\beta$ which can be excluded at 95% C.L. through the one-lepton (1L), two-lepton (2L) searches and their combination. The used 2HDM+a parameters are shown in the headline of the figure. The projections assume 300 fb^{-1} or 3 ab^{-1} of $\sqrt{s} = 14 \text{ TeV}$ data and a systematic uncertainty of 20% (5%) on the SM background (signal). The shown $H^\pm \rightarrow tb$ limits have been obtained by recasting the experimental results presented in Ref. [222].

for LHC Run-3. Such a comparison is presented in Fig. 3.2.6. Numerically, we find that all values of $\tan\beta$ can be excluded for a charged Higgs mass between 300 GeV and 700 GeV, improving the LHC Run-3 forecast, which showed a coverage in $\tan\beta$ up to 3 and above 15 for the same mass range. For $m(H^\pm) = 1 \text{ TeV}$ instead, the upper limit in $\tan\beta$ is extended from 2 to 3 and the lower limit is extended from around 30 to 20. Compared to LHC Run-3 the HL-LHC is thus expected to have a significantly improved coverage in $\tan\beta$, in particular for not too heavy 2HDM spin-0 states. Limits on $m(H^\pm)$ and $\tan\beta$ also derive from H^\pm production followed by the decay of the charged Higgs into SM final states such as $\tau\nu$ or tb . As indicated in Fig. 3.2.6, in the 2HDM+a model the searches for $H^\pm \rightarrow tb$ cover an area largely complementary to the results of the $tX + E_T^{\text{miss}}$ searches.

3.2.3 Dark matter production in single-top events at HL-LHC

Contributors: L. Barranco, F. Castillo, M. J. Costa, C. Escobar, J. García-Navarro, D. Madaffari, J. Navarro, ATLAS

The expected sensitivity of a search for the non-resonant production of an exotic state decaying into a pair of invisible DM particle candidates in association with a right-handed top quark is presented [223]. Such final-state events, commonly referred to as “monotop” events, are expected to have a reasonably small background contribution from SM processes. In this analysis only the topologies where the W boson from the top quark decays into a lepton and a neutrino are considered.

The non-resonant monotop is produced via a flavour-changing neutral interaction where a top quark, a light-flavour up-type quark and an exotic massive vector-like particle V can be parametrised through a general Lagrangian [215, 224]:

$$\mathcal{L}_{\text{int}} = aV_\mu \bar{u}\gamma^\mu P_R t + g_\chi V_\mu \bar{\chi}\gamma^\mu \chi + \text{h.c.}, \quad (3.2.1)$$

where V is coupled to a pair of DM particles (represented by Dirac fermions $\chi\bar{\chi}$) whose strength can be controlled through a parameter g_χ and where P_R represents the right-handed chirality projector. The parameter a stands for the coupling constant between the massive invisible vector boson V , and the t - and u -quarks, and γ^μ are the Dirac matrices.

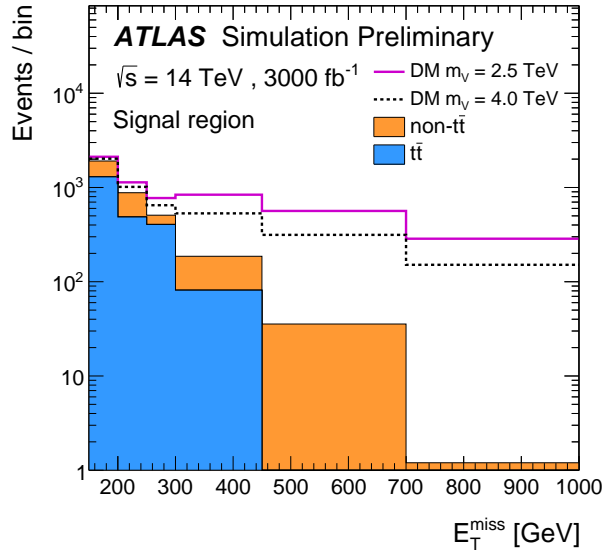


Fig. 3.2.7: Expected post-fit E_T^{miss} distribution in the signal region. The stack distribution shows the $t\bar{t}$ and non- $t\bar{t}$ background predictions. Solid and dashed lines represent the signal corresponding to a mediator mass of 2.5 and 4.0 TeV, respectively. The signal event samples are normalised to the number of background events. The binning is the same as the optimised, non-equidistant binning used in the fit. Last bin includes overflow events.

The experimental signature of the non-resonant monotop events with W boson decaying leptonically is one lepton from the W -boson decay, large E_T^{miss} , and one jet identified as likely to be originated from a b -quark. The signal event candidates are selected by requiring exactly one lepton with $p_T > 30$ GeV, exactly one jet with $p_T > 30$ GeV identified as a b -jet and $E_T^{\text{miss}} > 100$ GeV. Since the considered monotop process favours final states with positive leptons, events with negative lepton charge are rejected. These criteria define the base selection.

In order to maximise the sensitivity of the study, in addition to the base selection further discrimination is achieved by applying additional criteria according to the kinematic properties of the signal while rejecting background. The transverse mass of the lepton- E_T^{miss} system, $m_T(\ell, E_T^{\text{miss}})$, is required to be larger than 100 GeV in order to reduce the background contribution. In background events the spectrum of this quantity decreases rapidly for values higher than the W -boson mass. In signal events instead, the spectrum has a tail at higher mass values. When originating from the decay of a top quark, the lepton and the b -jet are close to each other. Therefore, events are required to have an azimuthal difference between the lepton momentum and the b -jet momentum directions ($\Delta\phi(\ell, b\text{-jet})$) of less than 2.0, which disfavors the W +jets and diboson backgrounds.

Further selection is performed via a BDT algorithm provided by the Toolkit for Multivariate Analysis [225]. The BDT is trained to discriminate the monotop signal from the dominant $t\bar{t}$ background. For the training, since no significant difference is observed for the different mass values, the sample with $m_V = 2.5$ TeV is used. Half of the events of both signal and background samples are selected randomly and used to train the BDT. The other half is used to probe the BDT behaviour in order to avoid the presence of overtraining. The variables entering the BDT are selected from a pool of fundamental quantities, like p_T of jets and b -jets, and angular distances. The variables selected are the ones showing the best discriminating power. In particular, $\Delta\phi(\ell, E_T^{\text{miss}})$ and $m_T(\ell, E_T^{\text{miss}})$ are found to be the most effective variables. Only events with BDT response > 0.9 and $E_T^{\text{miss}} > 150$ GeV enter in the signal region and are used in the extraction of the result. The shape of the E_T^{miss} distribution is used in the statistical analysis, as it is expected to be the most sensitive variable to the presence of new physics. The binning of this distribution is optimised for the sensitivity of the analysis in the signal region while ensuring the stability

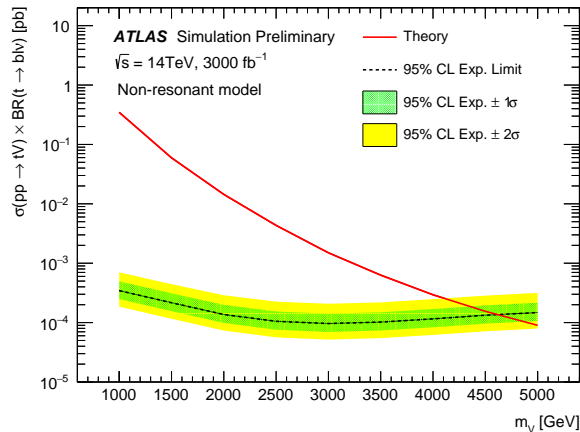


Fig. 3.2.8: Expected 95% C.L. upper limits on the signal cross-section as a function of the mass of the mediator for the non-resonant model assuming $m_\chi = 1$ GeV, $a = 0.5$ and $g_\chi = 1$ using a BDT analysis. The MC statistical uncertainty is not considered but the full set of systematics, extrapolated from the 13 TeV analysis, is used.

of the fit. This results in a non-equidistant binning which exhibits wider bins in regions with a large signal contribution, while preserving a sufficiently large number of background events in each bin.

Figure 3.2.7 shows the post-fit E_T^{miss} distribution in the signal region. The result does not include MC statistical uncertainties but incorporates effects of systematic uncertainties. The theoretical modelling of signal and background has the largest prior, 15%. The second largest source of uncertainty is the one relative to the E_T^{miss} reconstruction, with 6% prior. Jet energy scale (JES) and jet energy resolution (JER) contribute with a total of 5%. The uncertainty on the requirements for pile-up jets rejection is 5%, whilst uncertainties on lepton identification, b -tagging efficiencies and luminosity are 1.2%, 2.5% and 1%, respectively.

Figure 3.2.8 shows the expected 95% C.L. upper limits as a function of the mediator mass for the non-resonant model assuming $m_\chi = 1$ GeV, $a = 0.5$ and $g_\chi = 1$. After the fit, the largest impact on the result is coming from the uncertainty on the E_T^{miss} reconstruction. This is expected since the E_T^{miss} is the final discriminant in the analysis. The second largest contribution is coming from background and signal modelling. The other contributions are, in order of importance: pile-up jet rejection requirements, JES and JER, lepton reconstruction efficiency and b -tagging efficiency. The uncertainty on the expected luminosity is found to have the smallest effect. The expected mass limit at 95% C.L. is 4.6 TeV while the discovery reach (based on 5σ significance) is 4.0 TeV. For the current analysis the effect of possible improvements in the systematic uncertainties is estimated by reducing by half the uncertainties. This has the effect of increasing the exclusion limit (discovery reach) by 80 (50) GeV. The expectation for the equivalent of Run-3 integrated luminosity (300 fb^{-1}) is checked, obtaining an exclusion limit (discovery reach) of 3.7 TeV (3.2 TeV).

3.2.4 Four-top signatures at the HL-LHC

Contributors: P. Pani, F. Meloni, ATLAS

A class of simplified models for dark matter searches at the LHC involving a two-Higgs-doublet extended sector together with an additional pseudoscalar mediator to DM, the 2HDM+ a , are considered in this study [226]. The additional pseudoscalar mediator of the model, a , couples the DM particles to the SM and mixes with the pseudoscalar partner of the SM Higgs boson, A . This model is characterised by a rich phenomenology and can produce very different final states according to the production and decay modes for the various bosons composing the Higgs sector, which can decay both into dark matter or SM particles. The four-top signature is interesting if at least some of the neutral Higgs partners

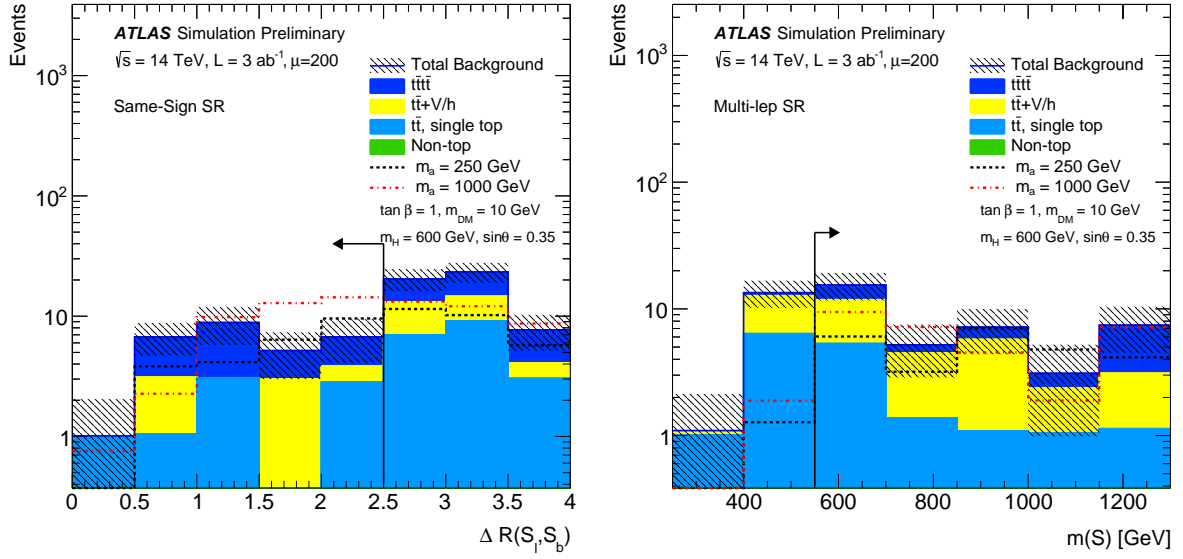


Fig. 3.2.9: Key distributions for events passing all Same-Sign (left) or Multi-lep (right) selection requirements except that on the distribution itself. The contributions from all SM backgrounds are shown, and the hashed band represents the statistical uncertainty on the total SM background prediction. The expected distributions for signal models with $m_a = 250$ GeV and $m_a = 1000$ GeV, assuming $m_H = 600$ GeV, $\sin \theta = 0.35$ are also shown as dashed lines for comparison.

masses are kept above the $t\bar{t}$ threshold, since, when kinematically allowed, all four neutral bosons can contribute to this final state. The total four top-quark production cross-section is dominated by the light pseudoscalar and the heavy scalar bosons. In order to highlight this interplay, four benchmark models will be considered, assuming different choices for the mass of the light CP-odd and heavy CP-even bosons and the mixing angle between the two CP-odd weak eigenstates ($\sin \theta$).

Scenario 1 m_a sensitivity scan assuming:

- $m_H = 600$ GeV, $\sin \theta = 0.35$.
- $m_H = 1$ TeV, $\sin \theta = 0.7$.

Scenario 2 $\sin \theta$ sensitivity scan assuming:

- $m_H = 600$ GeV, $m_a = 200$ GeV.
- $m_H = 1$ TeV, $m_a = 350$ GeV.

This prospect study considers four top-quarks final states involving at least two leptons with the same electric charge or at least three or more leptons. Final states with high jet multiplicity and one lepton are also very powerful to constrain these signatures, but are not considered here.

Events are accepted if they contain at least two electrons, two muons or one electron and one muon with the same electric charge or at least three leptons ($p_T > 25$ GeV). Furthermore, events are required to contain at least three b -jets. The up to four leading leptons and up to four leading b -jets in the event are grouped respectively in two systems, called \mathcal{S}_ℓ and \mathcal{S}_b . A signal system \mathcal{S} is defined by $\mathcal{S} = \mathcal{S}_\ell \cup \mathcal{S}_b$. Different discriminators and kinematic variables are used in the analysis to separate the signal from the SM background.

- $p_T(\mathcal{S}_\ell)$: the vectorial sum of the lepton four momenta in \mathcal{S}_ℓ ;
- $\Delta R(\mathcal{S}_\ell, \mathcal{S}_b)$: the ΔR between the vectorial sum of the leptons in \mathcal{S}_ℓ and the vectorial sum of the b -jets in \mathcal{S}_b ;

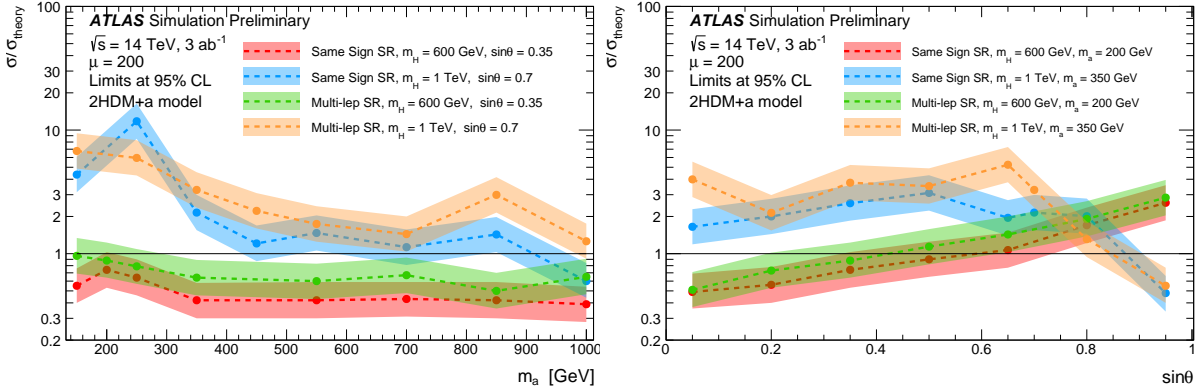


Fig. 3.2.10: Exclusion limits at 95% C.L. for Same-Sign and Multi-lep SRs in terms of excluded cross-section (σ) over the cross-section predicted by the model (σ_{theory}). Limits are derived from the analysis of 3 ab^{-1} of 14 TeV proton-proton collision data as a function of m_a (left) or as a function of $\sin \theta$ (right) for each parameter assumptions described and indicated in the legend. The 1σ variation of the total uncertainty on the limit is indicated as a band around each exclusion line.

- $m(\mathcal{S})$: the invariant mass of the signal system \mathcal{S} ;

A common selection is applied to all events, before further categorisations. Events are required to have at least two jets with a $p_T > 50 \text{ GeV}$. In events with exactly two (anti-)electrons, the contribution of SM processes including an on-shell Z boson decaying leptonically with a lepton charge misidentification is reduced by vetoing events with $81.2 \text{ GeV} < m_{\ell\ell} < 101.2 \text{ GeV}$. Furthermore, low mass resonances are vetoed by requiring $m_{\ell\ell} > 15 \text{ GeV}$. Two signal regions (SRs) are defined selecting events with exactly two charged leptons with the same electric charge (denoted Same-Sign) or three or more charged leptons (denoted Multi-lep). Figure 3.2.9 shows two key distributions ($\Delta R(\mathcal{S}_\ell, \mathcal{S}_b)$ and $m(\mathcal{S})$) for events passing one set of SRs requirements except for the requirement on the shown variable itself. The main backgrounds that survive the selections are the irreducible $t\bar{t}t\bar{t}$ and $t\bar{t}+V/h$ channels. The dominant uncertainties are expected to be due to theoretical modelling of the irreducible backgrounds and, to a lesser extent, to the jet energy scale and resolution, and the b-tagging efficiency. Owing to the reduced statistical uncertainty and a better understanding of the physics models, it is expected that JES, JER, b-tagging efficiency and irreducible background modelling uncertainties will all be reduced. This leads to an estimate of the total background uncertainty of about 20%. The resulting experimental uncertainty is assumed to be fully correlated between the background and the signal when setting 95% C.L. exclusion limits. Furthermore, an additional systematic of 5% is considered for the signal, in order to account for the theoretical systematic uncertainty on the model.

Scans of expected exclusion limits at 95% C.L. are shown in Figures 3.2.10 as a function of m_a , for fixed m_H and $\sin \theta$ and as a function of $\sin \theta$ for fixed m_a and m_H . In all benchmarks, it is assumed that $\tan \beta = 1$ and $m_\chi = 10 \text{ GeV}$. For light pseudoscalar masses above the $t\bar{t}$ decay threshold, a significance of about 3σ is expected if $m_H = 600 \text{ GeV}$ and $\sin \theta = 0.35$. The same benchmark is expected to be excluded for all light-pseudoscalar masses and for $\sin \theta < 0.35$ if $m_a = 200 \text{ GeV}$. Mixing angles such that $\sin \theta > 0.95$ are also expected to be excluded for $m_a = 350 \text{ GeV}$, $m_H = 1 \text{ TeV}$ and, under the same assumptions, an upper limit of about two times the theoretical cross section is set for $\sin \theta < 0.8$. Finally, $\sin \theta < 0.4$ is excluded for $m_H = 600 \text{ GeV}$, $m_a = 200 \text{ GeV}$. In almost all cases the Same-Sign SR yields the strongest constraints on the parameter space considered in this work. However, the Multi-lep SR offers a complementary channel whose sensitivity is of the same order of magnitude. Possibly, exploiting dedicated techniques developed to suppress or better estimate the $t\bar{t} + V$ background that affects the Multi-lep SR, this signature can achieve sensitivity comparable to

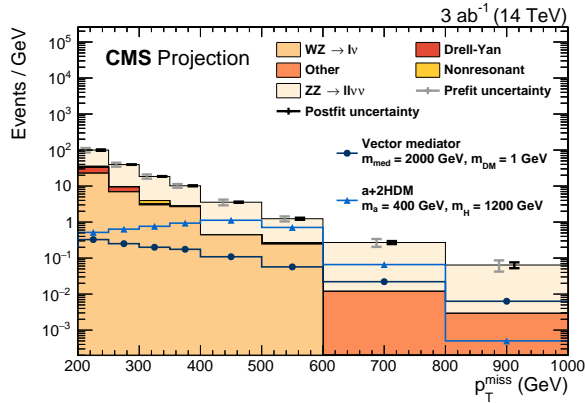


Fig. 3.3.1: Spectrum of $\mathbf{p}_T^{\text{miss}}$ in the signal region. Uncertainty bands for the background prediction are shown before and after applying a background-only maximum-likelihood fit to the Asimov dataset in signal and control regions.

the Same-Sign selection.

3.3 Dark Matter and Electroweak Bosons

DM can be produced in association with, or through interactions with, EW gauge bosons. The DM may recoil against a (leptonically decaying) Z boson that was produced as ISR or in the decay of a heavy mediator to a lighter mediator and a Z , see Section 3.3.1. It may recoil against a photon or be produced through its couplings to W, Z in VBF, as in Section 3.3.2. A standard way to couple to the dark sector is through SM “portals”. UV completing the Higgs portal leads to signals only involving the mediators and not the DM, such as diHiggs or di-mediator production. Prospects are presented in Section 3.3.3. Alternatively, heavier dark sector states with couplings to the Z boson can produce DM in their decays, as shown in Section 3.3.4.

3.3.1 Dark matter produced in association with a Z boson at HL-LHC

Contributors: A. Albert, K. Hoepfner, CMS

Collider searches for DM production critically rely on a visible particle being produced in association with the sought-after invisible DM candidate. One possible choice of an accompanying SM signature is a Z boson reconstructed from an e^+e^- or $\mu^+\mu^-$ pair. In the hadronic environment of the LHC, this leptonic signature is well reconstructible and the resonant behavior of the dilepton mass allows for efficient rejection of non- Z background processes. The presence of a signal is determined from a maximum-likelihood fit of the $\mathbf{p}_T^{\text{miss}}$ spectrum of selected events, which would be hardened by the presence of a DM signal relative to the SM backgrounds.

This study from CMS is a projection based on the results of Ref. [227]. Event-by-event weights are applied to simulated samples to account for the difference in c.o.m. energy and $\mathbf{p}_T^{\text{miss}}$ resolution between the Run 2 and HL-LHC scenarios [228]. The $\mathbf{p}_T^{\text{miss}}$ spectrum in the signal region is shown in Fig. 3.3.1.

The results are interpreted in two simplified models of DM production. In the first model, a minimal scenario is assumed where there is one new mediator boson and one new DM Dirac fermion χ [215]. The mediator is assumed to have vector couplings g_q and g_{DM} to quarks and DM, respectively. In the second model, referred to as “a+2HDM”, the SM is extended by a second Higgs doublet as well as a light pseudoscalar DM mediator, a [220]. By allowing for the light pseudoscalar to mix with the heavier pseudoscalar state from the second Higgs doublet, the mediation mechanism can be realised without violating any of the various existing direct and indirect constraints on the scalar sector [216,220].

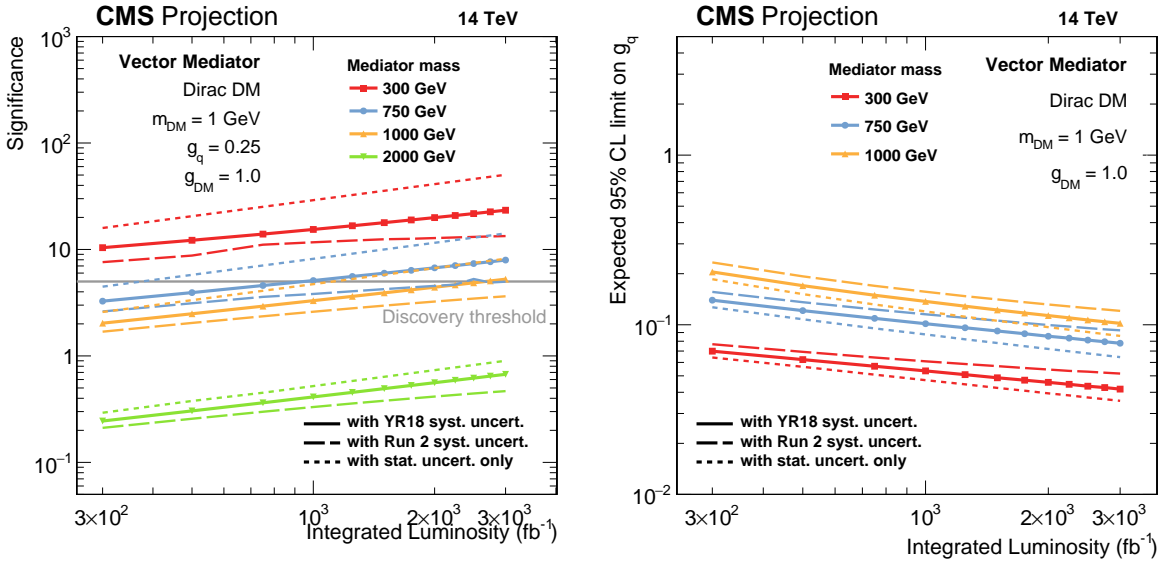


Fig. 3.3.2: Expected significance of a vector mediator signal with unity signal strength (left) and 95% C.L. exclusion limits on the coupling g_q (right). Both quantities are shown as a function of integrated luminosity for multiple choices of the mediator mass m_{med} .

Importantly, this second model allows for the production of the pseudoscalar mediator and Z boson through the decay of a new heavy scalar H . This production mode provides excellent sensitivity for the $Z+\mathbf{p}_T^{\text{miss}}$ search compared to other searches such as jets+ $\mathbf{p}_T^{\text{miss}}$ [216].

For the vector mediator scenario, the expected signal significance and expected exclusion limits on g_q are shown in Fig. 3.3.2. A signal with a mediator of mass $m_{\text{med}} = 750$ GeV could be discovered with $\mathcal{L}_{\text{int}} \approx 1 \text{ ab}^{-1}$, while a heavier mediator with $m_{\text{med}} = 1$ TeV would require $\mathcal{L}_{\text{int}} \approx 3 \text{ ab}^{-1}$. Especially the latter case highlights the effect of the systematic uncertainty scenarios. Improved handling of systematic uncertainties could reduce the integrated luminosity required for a discovery by a factor three, and thus advance the discovery by years. Framed as an exclusion on the mediator-quark coupling g_q , values down to 0.04 will be probed for a lighter mediator with $m_{\text{med}} = 300$ GeV, and $g_q \approx 0.1$ will be testable for $m_{\text{med}} = 1$ TeV. A heavier mediator of mass $m_{\text{med}} = 2$ TeV will remain out of reach even with the final HL-LHC dataset of 3 ab^{-1} . The two-dimensional exclusion as a function of the relevant particle masses for both models is shown in Fig. 3.3.3. In the case of the vector mediator, mediator masses up to ~ 1.5 TeV will be probed, assuming $m_{\text{med}}/2 > m_{\text{DM}}$. Depending on the choice of systematic uncertainty scenario, the mediator mass exclusion varies by ≈ 100 GeV. In the a+2HDM model, light pseudoscalar masses up to 600 GeV and heavy boson masses up to 1.9 TeV will be probed. Again, the choice of systematic uncertainty scenarios may influence these values by ≈ 100 GeV (m_a) and 100 – 150 GeV (m_H). These mass exclusion ranges show an improvement of a factor ~ 2.5 in the mediator masses and up to ~ 3 for the pseudoscalar mass compared to the Run 2 result with $\mathcal{L}_{\text{int}} = 36 \text{ fb}^{-1}$ [227].

3.3.2 Dark matter searches in mono-photon and $\text{VBF}+E_T^{\text{miss}}$ final states at HL-LHC

Contributors: L. Carminati, D. Cavalli, M. Cirelli, C. Guyot, A. Demela, I. Lim, B. Nachman, M. M. Perego, S. Resconi, F. Sala, ATLAS

A prospect study for DM searches with the ATLAS detector is presented in a scenario where the SM is extended by the addition of an EW fermionic triplet with null hypercharge [231]. The lightest mass state of the triplet constitutes a weakly interacting massive particle DM candidate. This model is inspired by SUSY with anomaly-mediated SUSY breaking [232–234] and by models of Minimal Dark

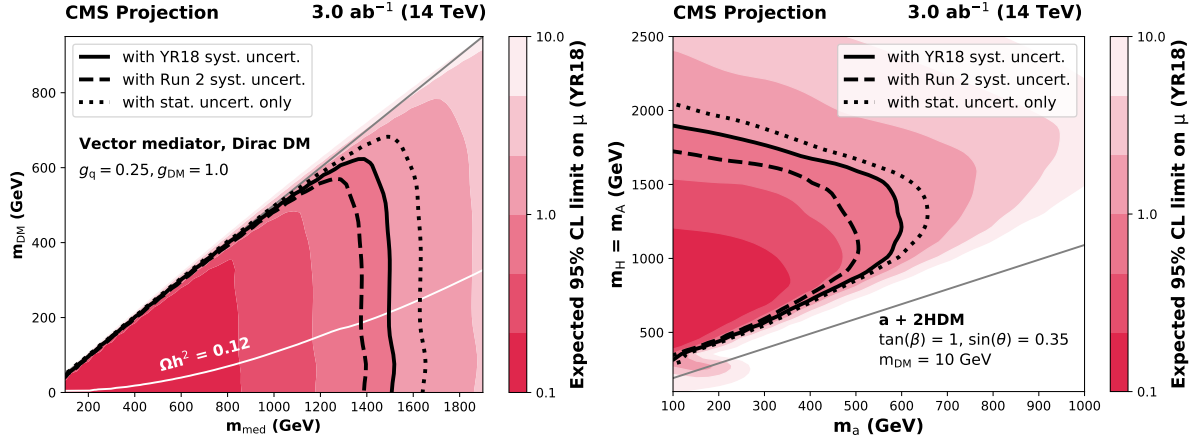


Fig. 3.3.3: Expected 95% C.L. exclusion limits on the signal strength in the vector mediator (left) and a+2HDM scenarios (right). In the vector mediator case, the exclusion is presented in the plane of the mediator and dark matter masses, while the result is shown in the plane of the pseudoscalar mediator mass m_a and the heavy boson masses $m_H = m_A$. The grey lines indicate the relevant kinematic boundaries that limit the sensitive regions: $m_{\text{med}}/2 = m_{\text{DM}}$ in the vector mediator case, and $m_H = m_a + m_Z$ in the a+2HDM case. For the vector mediator scenario, the white line indicates the parameter combinations that reproduce the observed DM relic density in the universe [229, 230].

Matter (MDM) [235–237], and provides a benchmark in the spirit of simplified models [215] where the mediator is a SM particle. Projections for an integrated luminosity of 3 ab^{-1} are presented for the DM searches in the mono-photon [238] and VBF+ E_T^{miss} [239] final states, based on the Run-2 analyses strategy. To illustrate the experimental challenges associated to a high pile-up environment due to the high luminosity, the effect of the pile-up on the VBF invisibly decaying Higgs boson is studied as a benchmark process.

EW fermionic WIMP Dark Matter triplet

A fermionic triplet χ of the $SU(2)_L$ group with null hypercharge (Y): $\chi = \begin{pmatrix} \chi^+ \\ \chi_0 \\ \chi^- \end{pmatrix}$ is added to the SM

with a Lagrangian:

$$\begin{aligned} \mathcal{L}_{MDM} &= \frac{1}{2} \bar{\chi} (i\not{D} + M) \chi \\ &= \frac{1}{2} \bar{\chi}_0 (i\not{\partial} - M_{\chi^0}) \chi_0 + \bar{\chi}^+ (i\not{\partial} - M_{\chi^+}) \chi^+ \\ &\quad + g (\bar{\chi}^+ \gamma_\mu \chi^+ (\sin \theta_W A_\mu + \cos \theta_W Z_\mu)) + \bar{\chi}^+ \gamma_\mu \chi_0 W_\mu^- + \bar{\chi}_0 \gamma_\mu \chi^+ W_\mu^+ \end{aligned}$$

where g is the $SU(2)$ gauge coupling; M is the tree-level mass of the particle; $\sin \theta_W$ and $\cos \theta_W$ are the sine and cosine of the Weinberg angle; A_μ , Z_μ , W_μ are the SM boson fields. The lightest component of the triplet is stable if some extra symmetry is imposed, like lepton number, baryon minus lepton number or a new symmetry under which χ is charged (e.g. R-parity in SUSY).

At tree level all the χ components have the same mass, but a mass splitting is induced by the EW corrections given by loops of SM gauge bosons between the charged and neutral components of χ . These corrections make the charged components heavier than the neutral one (χ_0). Its mass differs by $\simeq 165 \text{ MeV}$ [206] from the one of the charged components. Being neutral and stable, χ_0 constitutes a potential DM candidate. If the thermal relic abundance is assumed, the mass of χ_0 is $M_{\chi_0} \simeq 3 \text{ TeV}$.

However, if χ is not the only particle composing dark matter or if it is not thermally produced [234], its mass can be $M_{\chi_0} < 3$ TeV.

This model provides a benchmark of a typical WIMP DM candidate and its phenomenology recreates the one of supersymmetric models where the Wino is the lightest SUSY particle (LSP), for this reason this triplet is referred to as *Wino-like*. As studied in Ref. [240], treating M as a free parameter, this triplet can be probed at the LHC in different ways. Once produced, the charged components of the triplet decay into the lightest neutral component χ_0 plus very soft charged pions. χ_0 is identified as E_T^{miss} in the detector while the pions, because of the small mass splitting between the neutral and charged components, are so soft that they are lost and not reconstructed. Therefore, the production of χ can be searched for by in mono-X events, such as mono-jet [241] and mono-photon; in VBF + E_T^{miss} events as χ can also be produced via VBF [242]; and also in events characterised by high p_T tracks (caused by χ^\pm) which end inside the detector once they have decayed into χ_0 and soft pions, disappearing tracks [243]. The VBF production mode and the mono-photon final state, studied in this contribution, constitute a necessary complement to the mono-jet, discussed in Sections 3.1.1 and 3.1.3, and disappearing track searches, see Section 4.1.3, because of the very different dependencies on the model parameters like the EW representation and the value of the mass splitting. LEP limits exclude masses below ~ 90 GeV [95, 244, 245], therefore the focus here is on $M_{\chi_0} \geq 90$ GeV.

Signal events with a pair of χ produced in the framework of this model [240] have been generated in the $\gamma + E_T^{\text{miss}}$ and VBF + E_T^{miss} final state and simulated for different values of χ_0 mass with the official ATLASFAST-II simulation of the current detector [246] at $\sqrt{s} = 13$ TeV. For the VBF + E_T^{miss} analysis, diagrams not properly originating from two vector bosons (in contrast to pure VBF processes) also contribute to the signal as they produce a jets + E_T^{miss} signature where the jets have large pseudorapidity separation. To consider the realistic conditions at the HL-LHC, VBF H ($H \rightarrow ZZ^* \rightarrow \nu\bar{\nu}\nu\bar{\nu}$) events have been fully simulated, using GEANT 4 [54, 247], in the upgraded ATLAS detector including the upgraded inner tracker (ITk) [248, 249], with $\langle\mu\rangle = 200$ and at $\sqrt{s} = 14$ TeV.

Mono-Photon final state

The mono-photon analysis is characterised by a relatively clean final state, containing a photon with a high transverse energy and large E_T^{miss} , which can be mimicked by few SM processes. The search for new phenomena performed in mono-photon events in pp collisions at $\sqrt{s} = 13$ TeV at the LHC, using data collected by the ATLAS experiment in Run-2 corresponding to an integrated luminosity of 36.1 fb^{-1} [238], has shown no deviations from the SM expectations. The Run-2 mono-photon search is reinterpreted in the context of the WIMP triplet model at HL by keeping the same strategy for background estimates and event selection to exploit the full complexity of the analysis. The dominant backgrounds consist in processes with a Z or W boson produced in association with a photon, mainly $Z(\rightarrow \nu\nu) + \gamma$. They are estimated by rescaling the MC prediction for those backgrounds with factors obtained from a simultaneous fitting technique, based on control regions (CRs) built by reverting one or more cuts of the signal region such that one type of process becomes dominant in that region. Other backgrounds, like $W/Z + \text{jet}$, top and diboson, in which electrons or jets can fake photons are estimated with data-driven techniques.

Events passing the lowest unrescaled single photon trigger are selected requiring $E_T^{\text{miss}} > 150$ GeV. The leading photon has to satisfy the ‘‘tight’’ identification criteria and is required to have $p_T^\gamma > 150$ GeV, $|\eta| < 2.37$ and to be isolated. The photon and E_T^{miss} are required to be well separated, with $\Delta\phi(\gamma, E_T^{\text{miss}}) > 0.4$. Finally, events are required to have no electrons or muons and no more than one jet with $\Delta\phi(\text{jet}, E_T^{\text{miss}}) > 0.4$. In the Run-2 analysis the total background prediction uncertainty is dominated by the statistical uncertainty and the largest systematic uncertainties are due to the uncertainty in the rate of fake photons from jets and to the uncertainty in the jet energy scale.

The reinterpretation of the mono-photon analysis in the WIMP triplet model uses full simulated

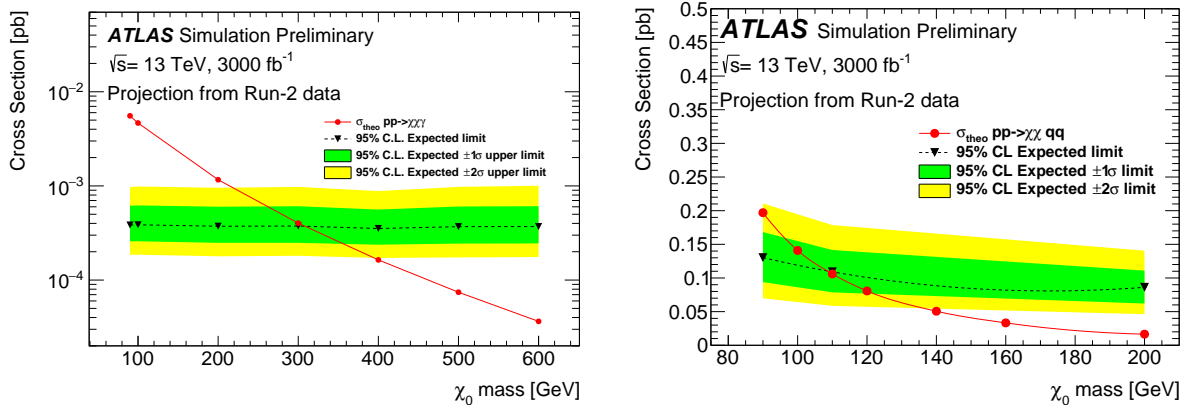


Fig. 3.3.4: Expected upper limits at 95% C.L. on the production cross section of χ as a function of χ_0 mass in (left) mono-photon final state and (right) VBF+ E_T^{miss} final state. Results are shown for an integrated luminosity of 3 ab^{-1} . The red line shows the theoretical cross section.

MC signal samples and performs a simultaneous fit on the most inclusive signal region (SR), corresponding to $E_T^{\text{miss}} > 150 \text{ GeV}$, that provides the best expected sensitivity. All backgrounds, including fake photons estimated with data-driven techniques, have been included in the fit rescaling the Run-2 results to the high luminosity scenario. All the systematic uncertainties on the MC background samples have been taken into account to obtain upper limits on the χ_0 production cross section. Projections of the expected upper limits on the production cross section of χ_0 at 95% C.L. for an integrated luminosity of 3 ab^{-1} and $\sqrt{s} = 13 \text{ TeV}$, are shown in Figure 3.3.4 (left). Masses of χ_0 below 310 GeV can be excluded at 95% C.L. by the analysis assuming the same systematic uncertainties adopted in Ref. [238]. The impact of the systematic uncertainty on the sensitivity of the analysis has been checked considering that the analysis will no more be limited by the statistical uncertainty at high luminosity. In a scenario in which the current systematic uncertainties are halved, an exclusion of χ_0 masses up to about 340 GeV could be reached. Thanks to the increased statistics, the analysis at high luminosity could be further optimised by performing a multiple-bin fit, thus on more bins in E_T^{miss} improving the overall sensitivity of the analysis. This study is done for a c.o.m. energy of 13 TeV, a slight improvement in the signal significance is expected from the increase of the c.o.m. energy to 14 TeV foreseen for the HL-LHC.

VBF plus E_T^{miss} final state

The VBF+ E_T^{miss} topology is characterised by two quark-initiated jets with a large separation in rapidity and E_T^{miss} . The sensitivity of the VBF+ E_T^{miss} analysis to the WIMP triplet model is presented as a reinterpretation of the Run-2 results for the high luminosity scenario foreseen for the HL-LHC. As pile-up is a key experimental challenge for event reconstruction in the VBF topology at the HL-LHC, a dedicated study of its impact is also shown using VBF $H \rightarrow$ invisible as benchmark.

Projections at high luminosity for DM for EW triplet DM.

A search for an invisibly decaying Higgs boson produced via VBF has been performed by ATLAS using a dataset corresponding to an integrated luminosity of 36 fb^{-1} of pp collision at $\sqrt{s} = 13 \text{ TeV}$ [239]. The final state is defined by the presence of two energetic jets, largely separated in η and with $\mathcal{O}(1) \text{ TeV}$ invariant mass, and large E_T^{miss} .

This analysis set limits on the BR \mathcal{B} of the $H \rightarrow$ invisible. The main backgrounds arise from $Z \rightarrow \nu\nu + \text{jets}$ and $W \rightarrow \ell\nu + \text{jets}$ events. The contribution of W/Z is estimated from events in CRs enriched in $W \rightarrow \ell\nu$ (where the lepton is found) and $Z \rightarrow \ell\ell$ (with ℓ being electrons or muons) that are used to normalise the MC estimates to data through a simultaneous fitting technique and to extrapolate

the normalisation to the SR. The multijet background comes from multijet events where large E_T^{miss} is generated mainly by jet mismeasurements. This is highly reduced by a tight E_T^{miss} cut and is estimated via data-driven methods resulting in less than 1% of the total background.

The results are interpreted in the context of the WIMP model for an integrated luminosity of 3 ab^{-1} . The same selections and analysis strategy are used to set limits on the cross section of the WIMP triplet produced via VBF; the only selection which has been changed is the request on the separation in pseudorapidity between the two leading jets ($\Delta\eta(j_1, j_2)$) which has been relaxed from >4.8 to >3.5 , thus increasing the sensitivity to the model as, in addition to the pure VBF Feynman diagrams, also diagrams with strong production contribute to the signal. A SR is defined by selecting events passing the lowest unrescaled E_T^{miss} trigger, containing no electron and muon, having exactly two jets with transverse momentum $p_T(j_1) > 80 \text{ GeV}$ and $p_T(j_2) > 50 \text{ GeV}$, which are not back to back in the transverse plane ($\Delta\Phi(j_1, j_2) < 1.8$) and which are separated in pseudorapidity ($\Delta\eta(j_1, j_2) > 3.5$). Events are required to have large E_T^{miss} ($>180 \text{ GeV}$), the two leading jets are separated from the E_T^{miss} ($\Delta\Phi(j_1, E_T^{\text{miss}}) > 1$, $\Delta\Phi(j_2, E_T^{\text{miss}}) > 1$), the vectorial sum of all the jets (including the pile-up ones) is required to be $H_T^{\text{miss}} > 150 \text{ GeV}$ and the invariant mass of the dijet system is required to be $M(j_1, j_2) > 1 \text{ TeV}$. The events in SR and in CRs are then split into three categories (*bins*) according to the invariant mass of the dijet system; the following $M(j_1, j_2)$ bins are considered: 1-1.5 TeV, 1.5-2 TeV and $>2 \text{ TeV}$.

A simultaneous fit in SR and CRs, using the three $M(j_1, j_2)$ bins to increase the signal sensitivity, is used for the W/Z + jets background estimation and for the limit setting. Exclusion limits are set on the production cross section of the model using a one-sided profile likelihood ratio and the CLs technique [90, 91] with the asymptotic approximation [250]. Experimental and theoretical systematic uncertainties have been taken into account and are included in the likelihood as Gaussian-distributed nuisance parameters. The main experimental systematic uncertainties for the Run-2 VBF+ E_T^{miss} analysis come from JES and JER [251] and have been rescaled according to the HL expectations which are discussed in Ref. [7]. The main theoretical sources of uncertainty for the run-2 analysis come from choices on the resummation, renormalisation, factorization and CKKW matching scale for the W/Z +jets backgrounds processes. A significant improvement in these systematic uncertainties is expected; therefore, the current run-2 theoretical systematic uncertainties on the W/Z +jets backgrounds have been rescaled down to reach the level of few % (5% of the run-2 theoretical systematic uncertainties is kept). Here is assumed that such an improvement in the theoretical systematics for VBF final state will be reached for the HL-LHC phase. The same correlation scheme that has been used in Ref. [239] is also used for the projections presented here. Uncertainties arising from the finite MC statistics of the samples used are assumed to be negligible.

The results obtained by rescaling the signals and backgrounds to an integrated luminosity of 3 ab^{-1} are shown in Figure 3.3.4 (right) and indicate that the lowest masses considered ($M_\chi \sim 110 \text{ GeV}$) can be excluded at 95% C.L. . This study is done for a c.o.m. energy of 13 TeV, a slight improvement in the signal significance is expected from the increase of the c.o.m. energy to 14 TeV foreseen for the HL-LHC. The analysis is very sensitive to the systematic uncertainties and a further optimisation of the selection cuts on this model, together with the increase of the MC statistics in the VBF phase space, could help to achieve a better reach.

VBF analyses will probably benefit from a combination of E_T^{miss} and VBF jet triggers; however, even with E_T^{miss} thresholds raised by 50-100 GeV with respect to the current ones, the analysis is still sensitive to this model for the masses considered.

The challenge of pile-up for VBF at HL-LHC.

In the study of the pile-up effects for VBF at the HL-LHC, jets are built from particle flow objects [252] using the anti- k_t algorithm with radius parameter $R = 0.4$ as implemented in FASTJET; they are only considered if $p_T > 25 \text{ GeV}$ and $|\eta| < 4.5$. Charged particle tracks are reconstructed from hits in the Itk. Tracks are associated to the jets and required to have $p_T > 0.9 \text{ GeV}$ and $p_T < 40 \text{ GeV}$ (to suppress fake

		Systematic Uncertainties			
		10%	5%	5% + fixed efficiency	1%
PU jet rejec	$\frac{\mathcal{B}(H \rightarrow \text{invs.})}{\mathcal{B}_{\text{Truth, Nominal}}(H \rightarrow \text{invs.})}$				
	None	–	–	0.31	0.59
	R_{p_T}	–	–	0.28	0.48
	Truth	1.0	0.48	0.07	0.10

Table 3.3.1: The limit on the $H \rightarrow$ invisible BR using the full HL-LHC dataset (3 ab^{-1}) normalised to the one for the Run-2 systematic uncertainties and truth-based pile-up tagging to show the relative gains and losses possible under various scenarios. A ‘–’ indicates a value bigger than 1.

tracks). The difference between the primary vertex (this is the vertex with the highest $\sum p_T^2$) z position and the track z_0 (longitudinal impact parameter) must be less than 2σ , where σ is the sum in quadrature of the track z_0 and the vertex z uncertainties.

One of the key discriminating observables between pile-up jets and hard-scatter jets is R_{p_T} [253], which is the sum of the p_T of the tracks associated to the jet normalised by the jet p_T . Only tracks with $\Delta R < 0.3$ are considered in the calculation of R_{p_T} . Jets are declared ‘hard-scatter’ if $R_{p_T} > 0.05$ which corresponds to 85% hard-scatter efficiency and 2% pile-up jet efficiency when $|\eta| < 1.2$ and $|z^{\text{reco}} - z^{\text{true}}| < 0.1$. E_T^{miss} is critical to the $H \rightarrow$ invisible search; as an optimisation for the E_T^{miss} reconstruction for the upgraded ATLAS detector is not yet available, the negative sum of the transverse momenta of all reconstructed jets ($E_{T,\text{jet}}^{\text{miss}}$) is used in this analysis.

Due to limitations of MC statistics, a simplified version of the Run-2 VBF $H \rightarrow$ invisible analysis is used. In particular, all of the angular requirements with jets are removed and there is no binning in $M(j_1, j_2)$ and $E_{T,\text{jet}}^{\text{miss}}$ is required to be $> 150 \text{ GeV}$. For the Run-2 analysis, the event selection efficiency for $Z \rightarrow \nu\bar{\nu}$ events is about 2×10^{-6} and about 0.5% for the signal with a $\mathcal{B}(H \rightarrow \text{invisible}) = 100\%$ (which is about 85% from VBF). Contrary to the Run-2 analysis, here the ggF $H \rightarrow$ invisible contribution has been neglected. The background is nearly half QCD $Z \rightarrow \nu\bar{\nu}$ and half QCD W +jets. Since only Z +jets are used in this analysis, BR limits are computed by doubling the Z +jets background. It is likely that with the extended coverage of the ITk relative to the current tracker the lost leptons will be suppressed and thus the W +jets background will be less than the Z +jets rate so this approximation is conservative.

A simplified statistical analysis is performed to assess the impact of several scenarios on the $H \rightarrow$ invisible BR limit with the full HL-LHC dataset. A one-bin statistical test with one overall source of systematic uncertainty is performed to determine if a particular signal yield is excluded. The signal yield is scanned to determine the largest BR that would be not excluded at the 95% C.L. . Table 3.3.1 presents the limits on the $H \rightarrow$ invisible BR normalised to the one for the run-2 systematic uncertainties and truth-based pile-up tagging to show the relative gains and losses under various pile-up scenarios, corresponding to the three rows, and with different assumptions on the systematic uncertainties, corresponding to the four columns: 10% (similar to run-2), 5%, 5% assuming the same signal efficiency as in Run-2 and the background efficiency to be 10% of the signal efficiency; and finally 1%. With a realistic reduction in the systematic uncertainty and tighter selection criteria, it may be possible to significantly improve the sensitivity. The limit improves from including a simple R_{p_T} -based pile-up jet rejection, though the gap with the truth-information-based tagger indicates that there is room (and reward) for developing a more sophisticated approach.

As an overall conclusion, with a combination of pile-up robustness studies, analysis optimisation, and theory uncertainty reduction, the EW triplet DM searches at the HL-LHC, both in mono-photon and VBF+ E_T^{miss} final states, may be significantly improved.

3.3.3 Search for Higgs portal dark matter models at HL- and HE-LHC

Contributors: Y. G. Kim, C. B. Park, S. Shin

In a variety of BSM models, the Higgs boson is often considered as a particle mediating the interactions between the dark matter and the SM particles, dubbed as *Higgs portal*. The Higgs portal models can be categorised by the spin of DM as scalar, fermionic, or vector Higgs portal models.

The scalar Higgs portal models consider a SM singlet scalar DM (S) which has interactions with the SM Higgs doublet (H) as [254, 255] SS^*HH^\dagger , which is a four-dimensional operator. This type of models is often considered as a simplest reference DM model so that there exist various complementary searches combining the results from the direct detection, indirect detection, and the LHC.

The second category of Higgs portal models is the fermionic Higgs portal model considering a fermion (ψ) as DM. The interaction term between the DM (ψ) and the SM Higgs doublet can be effectively given as [256]

$$\frac{\psi\bar{\psi}HH^\dagger}{\Lambda}, \quad (3.3.1)$$

assuming the interaction is mediated by additional heavy particle(s) with mass scale Λ and the DM ψ is a Dirac fermion. The searches at the LHC, e.g., mono-jet with missing energy, provide constraints directly to Λ and the mass of DM. Because this is a five-dimensional operator, a renormalisable simplified model was first introduced in Ref. [257] by adding a SM real singlet scalar S which mixes between the SM Higgs doublet and the singlet scalar. Beyond the minimal set-up in Ref. [257], one can also consider the SM scalar field S a complex scalar, pseudo scalar field [258–262]. Equipped with the mixing and the existence of additional mediator (singlet-like mass eigenstate), this kind of model has been widely used in consistently explaining various experimental/observational results within the context of DM, such as possible direct detection experimental anomalies for light DM region [263], γ -ray observation from the Galactic Center [261, 262], baryon-antibaryon asymmetry [264], and so on.

The third category of Higgs portal models is the vector DM model with interaction term between the DM (V^μ) and the SM Higgs doublet [265] $V^\mu V_\mu HH^\dagger$. The vector dark matter can be, e.g., a $U(1)$ vector field which gets a mass term through the Stueckelberg mechanism.

In this report, we focus on the Dirac fermion DM model as a benchmark model and show proper strategies searching for the signals at HL- and HE-LHC. Note that the results would apply similarly to other kind of models, *i.e.* scalar or vector DM models.

Benchmark model: We choose the Singlet Fermionic Dark Matter (SFDM) model [257, 261–263, 266] as a benchmark model because the analysis methods and results are readily applicable to other type of models. The SFDM has a dark sector composed of a SM singlet real scalar field S and a singlet Dirac fermion field ψ which is the DM candidate. The dark sector Lagrangian with most general renormalisable interactions is given by

$$\mathcal{L}^{\text{dark}} = \bar{\psi}(i\not{\partial} - m_{\psi_0})\psi + \frac{1}{2}\partial_\mu S\partial^\mu S - g_S(\cos\theta\bar{\psi}\psi + \sin\theta\bar{\psi}i\gamma^5\psi)S - V_S(S, H), \quad (3.3.2)$$

where

$$V_S(S, H) = \frac{1}{2}m_0^2 S^2 + \lambda_1 H^\dagger H S + \lambda_2 H^\dagger H S^2 + \frac{\lambda_3}{3!} S^3 + \frac{\lambda_4}{4!} S^4. \quad (3.3.3)$$

The interactions of the singlet sector to the SM sector arise only through the Higgs portal $H^\dagger H$ as given above. Note that the Lagrangian in Eq. (3.3.2) generally includes both scalar and pseudoscalar interaction terms in the singlet sector, in contrast to the basic model in Ref.s [256, 257, 263], following the set-up explaining the galactic γ -ray signal [261, 262].²

²See also Ref. [259].

	$\cancel{E}_T^{\text{DM}} + \text{jet}$	$\cancel{E}_T^{\text{DM}} + (h_1/h_2 \rightarrow \text{SM particles})$	No \cancel{E}_T^{DM}
Single h_1	$pp \rightarrow h_1 \rightarrow \psi\psi$	N/A	SM Higgs precision
Single h_2	$pp \rightarrow h_2 \rightarrow \psi\psi$	N/A	$pp \rightarrow h_2 \rightarrow \text{SM}(m_{h_2})$
Double $h_1 h_1$: c_{111}	$pp \rightarrow h_1 \rightarrow h_1 h_1 \rightarrow 4\psi$	$pp \rightarrow h_1 \rightarrow h_1 h_1 \rightarrow 2\psi + \text{SM}$	$pp \rightarrow h_1 \rightarrow h_1 h_1$ (double Higgs production)
Double $h_1 h_1, h_1 h_2$: c_{112}	$pp \rightarrow h_2 \rightarrow h_1 h_1 \rightarrow 4\psi$	$pp \rightarrow h_2 \rightarrow h_1 h_1 \rightarrow 2\psi + \text{SM}$	$pp \rightarrow h_2 \rightarrow h_1 h_1 (m_{h_2})$
	$pp \rightarrow h_1 \rightarrow h_1 h_2 \rightarrow 4\psi$	$pp \rightarrow h_1 \rightarrow h_1 h_2 \rightarrow 2\psi + \text{SM}(m_{h_2})$	$pp \rightarrow h_1 \rightarrow h_1 h_2 (m_{h_2})$
Double $h_2 h_2, h_1 h_2$: c_{122}	$pp \rightarrow h_1 \rightarrow h_2 h_2 \rightarrow 4\psi$	$pp \rightarrow h_1 \rightarrow h_2 h_2 \rightarrow 2\psi + \text{SM}(m_{h_2})$	$pp \rightarrow h_1 \rightarrow h_2 h_2 (m_{h_2})$
	$pp \rightarrow h_2 \rightarrow h_1 h_2 \rightarrow 4\psi$	$pp \rightarrow h_2 \rightarrow h_1 h_2 \rightarrow 2\psi + \text{SM}(m_{h_2})$	$pp \rightarrow h_2 \rightarrow h_1 h_2 (m_{h_2})$
Double $h_2 h_2$: c_{222}	$pp \rightarrow h_2 \rightarrow h_2 h_2 \rightarrow 4\psi$	$pp \rightarrow h_2 \rightarrow h_2 h_2 \rightarrow 2\psi + \text{SM}(m_{h_2})$	$pp \rightarrow h_2 \rightarrow h_2 h_2 (m_{h_2})$

Table 3.3.2: Production channels of h_1/h_2 , dubbed as “ h_i production”, categorised by the signal types. \cancel{E}_T^{DM} is the missing transverse energy originated from the DM, “SM particles” means the SM particles produced from the decay of the Higgs bosons (h_1 and h_2), and m_{h_2} means that we can observe a h_2 resonance signal.

The SM Higgs potential is given as $V_{\text{SM}} = -\mu^2 H^\dagger H + \lambda_0 (H^\dagger H)^2$ and the Higgs boson gets a VEV after electroweak symmetry breaking (EWSB), $v_h = \simeq 246$ GeV. The singlet scalar field generically develops a VEV, v_s , and hence we can expand $S = v_s + s$. There is mixing between the states h , s and the physical mass states are admixtures of h and s , where the mixing angle is determined by $\tan \theta_s = y / (1 + \sqrt{1 + y^2})$ with $y \equiv 2\mu_{hs}^2 / (\mu_h^2 - \mu_s^2)$. The expressions of each matrix element in terms of the Lagrangian parameters are given in Ref. [261, 262]. Then, the tree-level Higgs boson masses are obtained as

$$m_{h_1, h_2}^2 = \frac{1}{2} \left[(\mu_h^2 + \mu_s^2) \pm (\mu_h^2 - \mu_s^2) \sqrt{1 + y^2} \right], \quad (3.3.4)$$

where we assume that h_1 corresponds to the SM-like Higgs boson.

An interesting feature of this model is that there are extra scalar self-interaction terms. The cubic self-couplings c_{ijk} for $h_i h_j h_k$ interactions, i.e. $c_{111} h_1^3 / 3! + c_{112} h_1^2 h_2 / 2 + c_{122} h_1 h_2^2 / 2 + c_{222} h_2^3 / 3!$, are functions of the scalar couplings, vacuum expectation values, and θ_s , where the exact forms are written in Ref. [261, 262]. Note that c_{112} is proportional to $\sin \theta_s$ due to the fact that $\lambda_1 + 2\lambda_2 v_s$ is also proportional to $\sin \theta_s$, while the other couplings can remain non-vanishing.

Signals at the LHC: The search strategies for SFDM at the LHC rely on the production methods of the SM-like Higgs h_1 and the singlet-like Higgs h_2 . Hence, we first categorise the production channels of h_1/h_2 as following.

- Single h_1/h_2 production from the Yukawa or gauge interactions
- Double h_1/h_2 production from the scalar self-interactions

The first category implies the conventional single Higgs production mechanisms such as gluon fusion, vector boson fusion, $t\bar{t}h$, Higgsstrahlung, etc. Hence, for single h_1 production, the precise measurements of the SM Higgs production mechanisms, dubbed as *Higgs precision*, would provide the indirect hints of the SFDM, unless h_1 decays to DM pair. The second category includes exotic signatures depending on the values of trilinear couplings so we further divide the production channels affected by each coupling.

As a next step, the signal type should be classified for each production channel of h_1/h_2 . Here, we categorise the signal types as

- $\cancel{E}_T^{\text{DM}} + \text{jets}$
- $\cancel{E}_T^{\text{DM}} + (h_1/h_2 \rightarrow \text{SM particles})$
- No \cancel{E}_T^{DM}

where \cancel{E}_T^{DM} is the missing energy from the DM production, defined to separate from the missing energy from the neutrino production in the SM, e.g., $Z \rightarrow \nu\bar{\nu}$. Such a missing energy signal from the neutrino production belongs to the last category, “No \cancel{E}_T^{DM} ”.

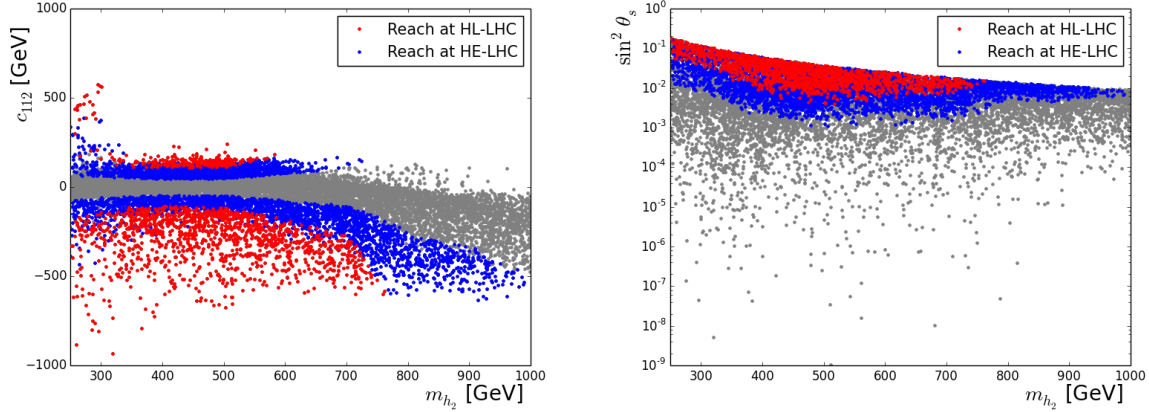


Fig. 3.3.5: Expected parameter reach by searching for on-shell $pp \rightarrow h_2 \rightarrow h_1 h_1$ at HL-LHC (HE-LHC) is shown with red (blue) scatter points in the $m_{h_2} - c_{112}$ (left) and $m_{h_2} - \sin^2 \theta_s$ (right) plane. The gray scatter points are out of the reach of HE-LHC but satisfying the stability of the scalar potential $V_S(S, H) + V_{\text{SM}}$ and the current constraints from Ref. [267].

Table 3.3.2 summarises the production channels of h_1/h_2 and the suitable signal type for each channel. As stated above, the double Higgs production channels are further classified by the trilinear coupling involved in the process. In many channels, searches for exotic resonance signals by the decay of h_2 , remarked as (m_{h_2}) , can be effective methods in probing the Higgs portal DM models. As long as the DM mass is larger than $m_{h_2}/2$, the BRs of $h_2 \rightarrow \text{SM particles}$ are the same as those expected for the hypothetical SM Higgs (with an arbitrary mass not restricted to ~ 125 GeV). Note that all the processes can occur altogether so one needs a combined analysis to confirm the scenario.

As preliminary but simple examples, we analyze the expected sensitivities of the on-shell processes $pp \rightarrow h_2 \rightarrow h_1 h_1$ and $pp \rightarrow h_1 \rightarrow h_2 h_2$, in the signal type “No \cancel{E}_T^{DM} ”, assuming the Higgs bosons are produced on-shell. For the on-shell process $pp \rightarrow h_2 \rightarrow h_1 h_1$, we apply the search results for heavy scalar into $h_1 h_1 \rightarrow b\bar{b}b\bar{b}$ in ATLAS [267] with 36.1 fb^{-1} data at $\sqrt{s} = 13$ TeV. The sensitivity at HL-LHC is estimated from rescaling the upper limits in Ref. [267] by $\sqrt{36.1/3000}$ assuming the number of background events at $\sqrt{s} = 13$ TeV and $\sqrt{s} = 14$ TeV are similar. We also assume the signal significance is well approximated by $\text{signal}/\sqrt{\text{background}}$ where the statistical uncertainty is dominant. On the other hand, it is non-trivial to obtain the sensitivity at HE-LHC. For simplicity, we only consider the ratio of the dominant background events (multi-jets [267]) at $\sqrt{s} = 27$ TeV and $\sqrt{s} = 13$ TeV, which is 2.9 from running MADGRAPH5NLO. In Fig. 3.3.5, we show the expected reach at HL-LHC (HE-LHC). The gray scatter points are out of the reach of HE-LHC. Note that all the scatter points satisfy the stability of the scalar potential $V_S(S, H) + V_{\text{SM}}$ and the current constraints from Ref. [267]. From this result, we conclude that HL-LHC (HE-LHC) can constrain the parameter $|c_{112}|$ up to 100 (50), which correspond to $\sin^2 \theta_s \sim 0.004$ (0.001).

For the on-shell process $pp \rightarrow h_1 \rightarrow h_2 h_2$, we apply the search results for $pp \rightarrow Wh_1 \rightarrow Wh_2 h_2 \rightarrow \ell\nu_\ell b\bar{b}b\bar{b}$ or $pp \rightarrow Zh_1 \rightarrow Zh_2 h_2 \rightarrow \ell\bar{\ell}b\bar{b}b\bar{b}$ in ATLAS [268] with 36.1 fb^{-1} data at $\sqrt{s} = 13$ TeV. Since the dominant background is $t\bar{t}$ + light jets, we apply the aforementioned method in obtaining the sensitivities at HL-LHC and HE-LHC for simplicity. In Fig. 3.3.6, we show the expected reach at HL-LHC (HE-LHC). The gray scatter points are out of the reach of HE-LHC but satisfying the stability of the scalar potential $V_S(S, H) + V_{\text{SM}}$ and the current constraints from Ref. [268]. Interestingly, we estimate that HL-LHC can cover most of the parameter space unless $|c_{122}|$ is as small as ~ 5 GeV.

In summary, in this section we have explained the SFDM as a reference Higgs portal model. Since the existence of the extra scalar h_2 is a key ingredient of the model, we categorise the possible production channels of the two Higgs bosons (h_1 and h_2) and suitable signal types at the LHC. As a simple example,

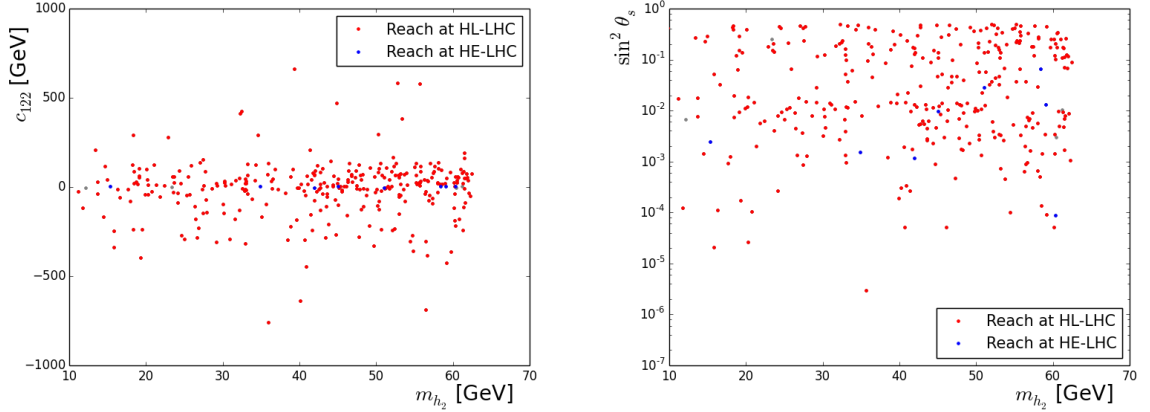


Fig. 3.3.6: Expected parameter reach by searching for on-shell $pp \rightarrow h_1 \rightarrow h_2 h_2$ (exotic Higgs decay) at HL-LHC (HE-LHC) is shown with red (blue) scatter points in the $m_{h_2} - c_{122}$ (left) and $m_{h_2} - \sin^2 \theta_s$ (right) plane. The gray scatter points are out of the reach of HE-LHC but satisfying the stability of the scalar potential $V_S(S, H) + V_{\text{SM}}$ and the current constraints from Ref. [268].

Field	Spin	$su(3) \times su(2)_L \times u(1)_Y$	\mathbb{Z}_2	Copies	DOF
χ	1/2	(1,1,0)	-1	1	4
ϕ_i	0	(1,1,-1)	-1	n	$2n$

Table 3.3.3: The new particles we introduce with their respective charges, the number of copies we consider and the number of degrees of freedom.

we estimate the experimental sensitivities of HL-LHC and HE-LHC for two simple on-shell processes $pp \rightarrow h_2 \rightarrow h_1 h_1$ and $pp \rightarrow h_1 \rightarrow h_2 h_2$ with several naive assumptions.

3.3.4 Singlet dark matter with slepton-like partners at HL- and HE-LHC

Contributors: M. J. Baker and A. Thamm

In this contribution we use a simplified model framework to explore the prospects for the HL and HE-LHC to probe viable multi-TeV dark matter. We consider a bino motivated (gauge-singlet Dirac or Majorana fermion) dark matter candidate accompanied by n dark-sector scalars with unit hypercharge, table 3.3.3. We consider the three possible Yukawa couplings with SM electrons, muons and taus individually. A pure singlet with no other nearby states cannot efficiently annihilate, resulting in overclosure of the universe. However, when dark sector scalars are included, the observed relic abundance can be recovered for a relatively wide range of masses. In Ref. [269] we determine the couplings which produce the observed abundance of dark matter and calculate the reach of a range of present and future direct detection, indirect detection and collider experiments. In this summary, we will see that there is a large region of viable parameter space for Majorana dark matter which only future colliders, such as the HL- and HE-LHC, can probe.

In addition to kinetic and mass terms, the Lagrangian only has one new interaction term (ignoring the scalar quartic, which plays no role in our phenomenology)

$$\mathcal{L} \supset \bar{\chi}(i\not{\partial} - m_\chi)\chi + \frac{1}{2}|D_\mu \phi_i|^2 - \frac{1}{2}m_\phi^2 \phi_i^2 + (y_\chi \phi_i \bar{\chi} \ell_R + h.c.), \quad (3.3.5)$$

where $D_\mu = \partial_\mu - ig' Y B_\mu$ and the coupling is taken to be universal, *i.e.*, y_χ is the same for all ϕ_i . We consider the cases $\ell_R = e_R, \mu_R$ and τ_R , and assume that all ϕ_i have the same mass, $m_{\phi_i} = m_\phi$, and that $m_\chi < m_\phi$. We parametriz their mass splitting by $\Delta = (m_\phi - m_\chi)/m_\chi$. For illustration, we focus

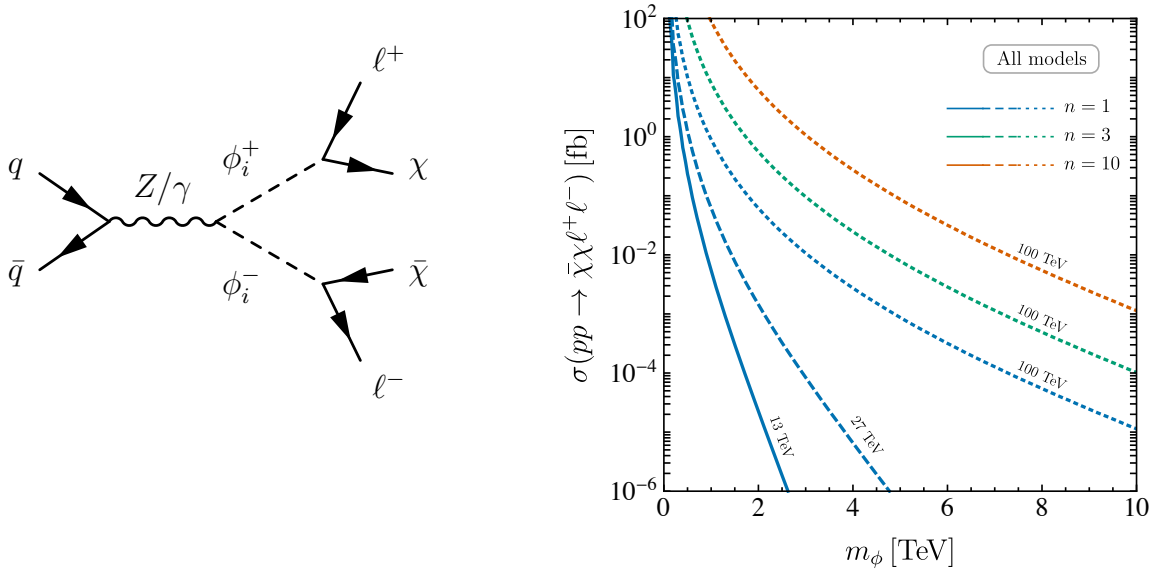


Fig. 3.3.7: Leading order partonic process contributing to $pp \rightarrow \phi^+ \phi^- \rightarrow \bar{\chi} \chi \ell^+ \ell^-$ (left) and its cross-section at 13 TeV, 27 TeV and 100 TeV including a K -factor of 2 (right).

on $n \in \{1, 10\}$. In a supersymmetric context, the DM particle χ would correspond to a bino and the scalar ϕ_i can be identified with a right-handed slepton. In SUSY, the number of degrees of freedom of one right-handed slepton corresponds to $n = 1$, all right-handed sleptons corresponds to $n = 3$, while all right- and left-handed sleptons correspond to $n = 9$. We calculate the relic abundances in our models using MICROMEAS v4.3.5 [270], and then restrict the new Yukawa couplings to lie on the relic surface when considering the reach of various experiments.

It is challenging to search for our dark matter models directly at a hadron collider, since the dark matter is a gauge singlet which only couples to leptons. The coannihilation partner, ϕ_i^\pm , however is a charged scalar of similar mass. It will be pair produced in the process $pp \rightarrow \phi_i^+ \phi_i^-$ with a subsequent decay to a lepton, ℓ , and χ , depicted in Fig. 3.3.7 (left), where $\mathcal{B}(\phi_i^\pm \rightarrow \chi \ell^\pm) = 1$. We focus on final states containing two opposite-sign same-flavour leptons and missing energy. As τ reconstruction at future colliders is particularly challenging to model, we do not provide collider limits for the τ models. However, it is clear that the collider reach on τ models will be somewhat worse than the limits on the models involving electrons and muons.

We present sensitivity projections for the HE-LHC with $\sqrt{s} = 27$ TeV assuming an integrated luminosity of 15 ab^{-1} [271] and for the FCC-hh with $\sqrt{s} = 100$ TeV and 20 ab^{-1} [272]. We estimate the sensitivity of future colliders to our models by adapting the analysis used in Ref. [81] to search for slepton pair production with subsequent decay to neutralinos and leptons.

The signal $pp \rightarrow \phi^+ \phi^-$ is simulated using a custom SARAH v4.12.1 [273] model, we generate the signal and background parton level events using MADGRAPH5 v2.6.2 [67], simulate the showering using PYTHIA6 v6.4.28 [88] and perform the detector simulation with DELPHES v3.3.3 [33]. For our 27 TeV simulations, we use the default DELPHES card. For the simulations at 100 TeV we use the FCC DELPHES card implementing the configurations proposed by the FCC working group [274]. For the signal simulation, we adapt the card to treat the DM particle as missing energy. We use the LO partonic production cross-sections and multiply by a generous K -factor of 2, as we want to find the exclusion limits in the optimistic case, Fig. 3.3.7 (right). To validate our analysis, we reproduce the relevant backgrounds in Ref. [81].

The main SM backgrounds to our signal are $WW, VV, WV, t\bar{t}, Wt$ and V +jets, where $V = Z, \gamma$. While only WW and VV are irreducible backgrounds, $WV, t\bar{t}$ and Wt contribute if a lepton or one or

Channel Energy [TeV]	$\mu^+ \mu^- \nu_{\text{all}} \bar{\nu}_{\text{all}}$		$\mu^+ \mu^- l_{\text{all}} \nu$		Example Signal	
	27	100	27	100	27	100
No Cuts	2100	6900	560	1800	17	100
$p_T^{\mu_1(\mu_2)} > 35(20)$ GeV & Lepton veto	1100	620	120	160	12	14
Jet veto	690	530	45	61	3.3	9.4
$m_{\mu\mu} > 20$ GeV & $ m_{\mu\mu} - m_Z > 10$ GeV	470	370	6.6	13	3.3	8.9
$m_{T2} > 200$ GeV	0.26	0.44	0.022	0.076	1.3	2.5

Table 3.3.4: Cross-sections at each stage in fb. The example signals are for the muon type model with $n = 10$ for the parameter points $m_\chi = 0.6$ TeV, $\Delta = 0.34$ (27 TeV) and $m_\chi = 0.8$ TeV, $\Delta = 0.2$ (100 TeV).

two b -jets are missed. The V -jets background is important at low values of m_{T2} , but is negligible above $m_{T2} \approx 100$ GeV. In order to isolate the signal, we impose the following cuts. Two opposite-sign same-flavour light leptons are required with $p_T > 35$ GeV and $p_T > 20$ GeV for leading and subleading leptons, respectively. We veto events with any other leptons, which reduces the WV background. Removing events with $m_{\mu\mu} < 20$ GeV and $|m_{\mu\mu} - m_Z| < 10$ GeV significantly reduces backgrounds with a Z -boson in the final state. Finally we cut on the transverse mass [126, 127], $m_{T2} > 200$ GeV. For a process where two particles each decay to a lepton and missing energy, the m_{T2} distribution will have an end point at the mass of the heavier particle [275]. Although in Ref. [81] a cut of $m_{T2} > 90$ GeV is used, we increase this to $m_{T2} > 200$ GeV. This has a small effect on our signal efficiency, as we are mostly interested in dark matter candidates with mass larger than 200 GeV, while strongly reducing the background from $t\bar{t}$, Wt . However, even with this large cut, we find a significant background from WW , WV and VV , where at least one of the vector bosons is extremely off-shell. To include this effect in MADGRAPH we simulate $pp \rightarrow \ell^+ \ell^- \nu_{\text{all}} \bar{\nu}_{\text{all}}$ and $pp \rightarrow \ell^+ \ell^- l_{\text{all}} \nu$, where ν_{all} is ν_e , ν_μ or ν_τ and l_{all} is any charged lepton. We do not find a similar large contribution from off-shell particles in the $t\bar{t}$ and Wt channels. Even though the cross-section of these gluon initiated channels grows faster than the di-boson processes as the collider energy is increased, they remain a subdominant background as the t is narrower and as this background only passes the cuts if a jet is missed, reducing the m_{T2} endpoint. Finally, we checked that the contribution from jets faking muons is negligible. In table 3.3.4 we show the cross-sections at each stage in the analysis for the background and for an example signal, $m_\chi = 0.6$ TeV, $\Delta = 0.34$ (27 TeV) and $m_\chi = 0.8$ TeV, $\Delta = 0.2$ (100 TeV), both for the $n = 10$ muon type model.

In Fig. 3.3.8 we show the differential distribution in m_{T2} for the muon-type model for the events passing all cuts, for the background and example signal. We see that $\mu^+ \mu^- \nu_{\text{all}} \bar{\nu}_{\text{all}}$ is the dominant background, and $\mu^+ \mu^- l_{\text{all}} \nu$ is around an order of magnitude smaller. This is due to both the smaller initial cross-section and the smaller efficiency. We see that both the background and the example signal falls sharply from $m_{T2} = 200$ GeV to $m_{T2} \approx 500$ GeV. However, the signal will continue to higher values of m_{T2} for other points in our parameter space. We also see that at 27 TeV, the $\mu^+ \mu^- \nu_{\text{all}} \bar{\nu}_{\text{all}}$ continues out to higher values of m_{T2} , while at 100 TeV the situation is reversed.

To estimate the expected exclusion limit, we use a Poisson counting procedure for the signal and background events which pass all the cuts, based on a frequentist framework [250, 276]. In Fig. 3.3.9 we present the 90% C.L. sensitivity for the muon type models at a 27 TeV and a 100 TeV proton-proton collider. The parameter space probed is where m_χ is small and Δ is relatively large. The reach is independent of whether dark matter is Majorana or Dirac, since it depends on the ϕ -pair production cross-section and the fact that $\mathcal{B}(\phi_i^\pm \rightarrow \chi \ell^\pm) = 1$. The large m_χ region is not probed as m_ϕ increases with m_χ , and the ϕ -pair production cross-section decreases rapidly as m_ϕ increases, Fig. 3.3.7 (right). We see that in both cases the limits are strongest when there are more coannihilation partners. This is because the $pp \rightarrow \chi \bar{\chi} \ell^+ \ell^-$ cross-section scales as n^2 . For $n = 1$, the 27 TeV (100 TeV) machine can probe $m_\chi < 0.75$ TeV (1.2 TeV), for $n = 3$ it can probe $m_\chi < 1.3$ TeV (2.3 TeV) while for $n = 10$ the limits are $m_\chi < 2.0$ TeV (4.0 TeV). The small Δ region is not probed as in this region the momentum

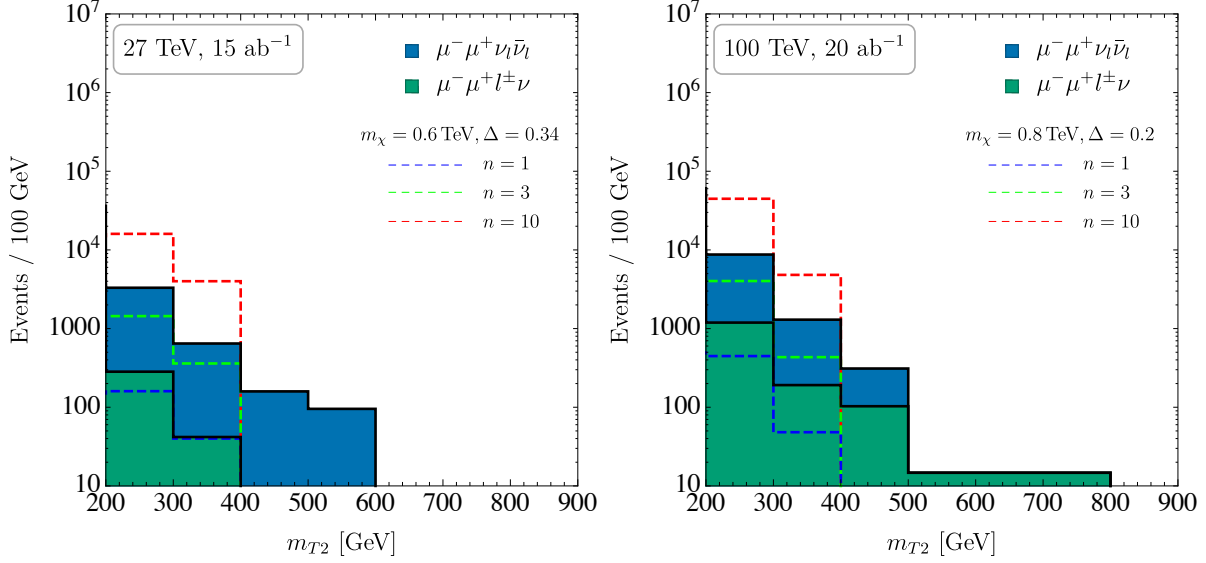


Fig. 3.3.8: m_{T2} distribution for background events passing all cuts for the muon model, and an example signal for $n = 1, 3, 10$, at 27 TeV (left) and 100 TeV (right). We do not use this information in determining the reach, but simply perform a cut-and-count analysis based on these events.

of the leptons is small and they are not efficiently reconstructed. This is a well known problem in the coannihilation region. The gap for lower Δ can be closed, e.g., by looking for ISR [277, 278] or for disappearing charged tracks [279–281].

We also overlay the direct and indirect detection bounds from [269], to give a summary of all the relevant current and future experimental constraints. We see that the situation is dramatically different for Dirac and Majorana χ . For Dirac χ , small masses and mass splittings have already been excluded by LUX [282]. In the future, DARWIN [283] will probe the full parameter space, while colliders and indirect detection (only under the assumption of a cuspy dark matter halo profile) will be sensitive for relatively low masses and large or small Δ , respectively. We see that the challenging small Δ region at colliders is excluded by the existing bound from LUX.

For Majorana χ , on the other hand, DARWIN, with the maximum exposure, is limited to probing only small masses and small Δ , while there are no constraints from indirect detection. This is due to the velocity suppression of both the DM-nucleus and the annihilation cross-sections. The collider bounds are the same as in the Dirac case, since the mass term of χ does not enter into the production and decay of ϕ -pairs. In this case, future colliders are essential for probing the large Δ region of the parameter space.

Finally, the reach for electron final states is marginally worse than for muon final states due to the fact that the electron reconstruction efficiency is slightly worse than for muons. Again, we conclude that future colliders are essential for probing the large Δ region of the parameter space.

3.4 Dark sectors

As in our ordinary world, a dark sector could allow for long-range forces among its matter constituents. Evidence from both cosmology and astrophysics may supporting the possibility of long-range interactions among DM constituents (see, for instance, the role of massless dark photons in galaxy formation and dynamics [284–291]). In the following sections, prospect studies for searches for dark photons at HL- and HE-LHC are presented.

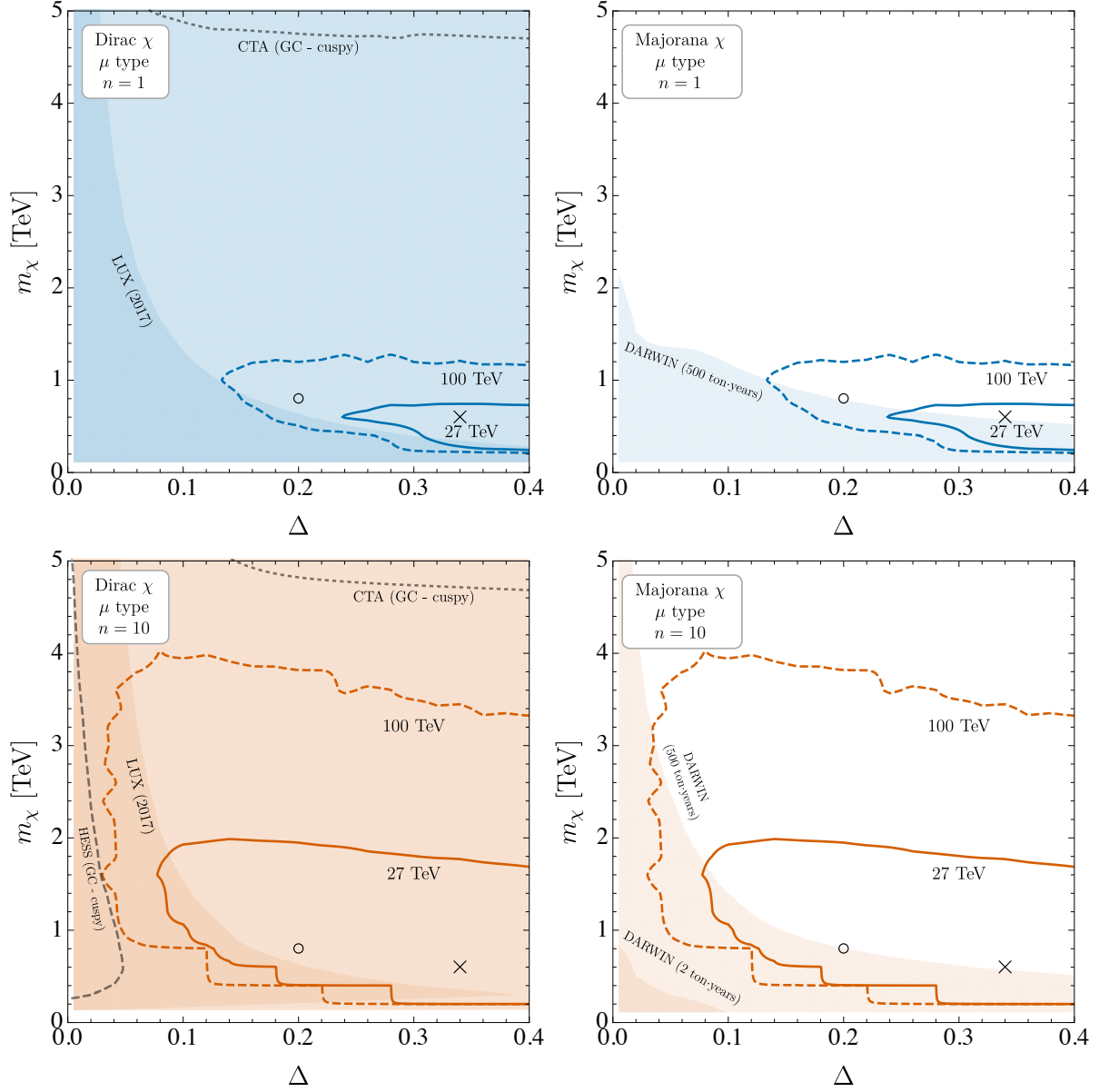


Fig. 3.3.9: Reach of future colliders at 90% C.L. , current and future direct detection experiments at 90% C.L. , and current and future indirect detection experiments at 95% C.L. for Dirac (left) and Majorana (right) DM interacting with a muon and one (top) and ten (bottom) coannihilation partners in the Δ - m_χ plane. The lightly, moderately and strongly shaded regions correspond to the direct detection limits by the future DARWIN experiment with 500 ton · years, 2 ton · years and the LUX limits, respectively, which are discussed in detail in Ref. [269]. The circle and cross signify our example signals shown in Fig. 3.3.8.

3.4.1 Prospects for dark-photon at the HL-LHCb

Contributors: P. Ilten, M. Williams and X. Cid Vidal, LHCb

A compelling scenario in the search for dark forces and other portals between the visible and dark sectors is that of the dark photon A' . In this case, a new $U(1)$ dark force, analogous to the electromagnetic (EM) force, can be introduced into the SM, where the dark photon is the corresponding force mediator which couples to dark matter (or matter) carrying dark charge. The A' can kinetically mix with the photon, allowing the A' to be observed in the spectra of final states produced by the EM current. This

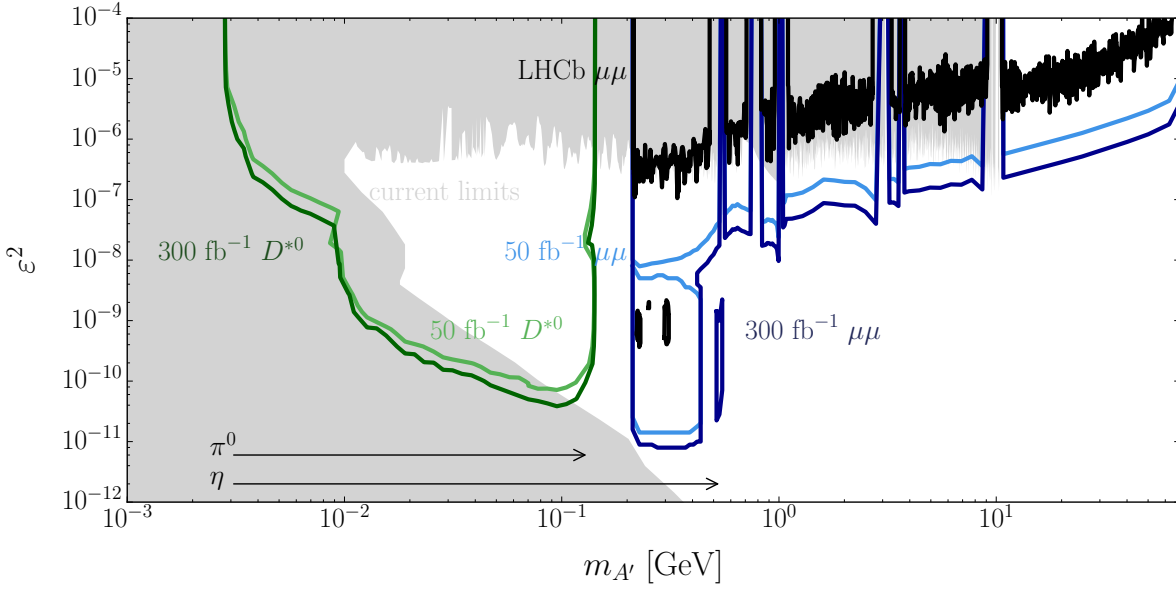


Fig. 3.4.1: Current limits (grey fills), current LHCb limits (black band), and proposed future experimental reach (coloured bands) on A' parameter space. The arrows indicate the available mass range from light meson decays into $e^+e^-\gamma$.

mixing can be thought of as a low-energy consequence of a loop process, potentially involving very high mass particles, that connect the visible and dark sectors.

The study of the A' model is based on two free parameters: the mixing term ε^2 and the invariant mass of the A' , $m_{A'}$. The mixing term, ε^2 , can be interpreted as the ratio of the dark force strength to the EM force strength. Note that for smaller values of ε^2 the dark photon can be long-lived and fly away from its production vertex. Figure 3.4.1 shows the $\varepsilon^2 - m_{A'}$ parameter space with current limits (grey fills, see Ref. [293] for details), current LHCb limits (black bands) [294], and prospects on the LHCb future reach (coloured bands). The light (dark) coloured band corresponds to discovery reach assuming 50 (300) fb^{-1} datasets. These are the expected integrated luminosities at LHCb at the end of Run 4 and Run 5 of the LHC, respectively. These discovery reaches assume increased pileup within LHCb will not have a significant effect on the dark photon reconstruction.

There are at least two complementary ways for LHCb to explore large portions of unconstrained A' parameter space. They address different regions of this space. The first involves prompt and displaced resonance searches using $D^{*0} \rightarrow D^0 e^+ e^-$ decays [295] (green bands in Fig. 3.4.1). The second is an inclusive di-muon search [296] (blue bands in Fig. 3.4.1) where the di-muon can be prompt or displaced. In both cases the lepton pair is produced from an EM current which kinetically mixes with the A' , producing a sharp resonance at the A' mass. In the first case, the A' is detected in its decay to an e^+e^- pair and in the second to a $\mu^+\mu^-$ pair. The advantage of these approaches is that they do not require the calculation of absolute efficiencies. In both cases, the signal can be normalised to the di-lepton mass sidebands near the A' resonance, where dark photon mixing with the SM virtual photon is negligible. In general, these search strategies depend on three core capabilities of LHCb: excellent secondary vertex resolution, particle identification, and real-time data-analysis. These features are also important for flavour physics, which mainly drives the design of the detector and its upgrades. In particular, the improvement in the impact parameter resolution, expected after the upgrade of the LHCb vertex locator, will be key to tackle the background produced by heavy quark decays.

For the LHCb sensitivities in Fig. 3.4.1, the sensitivity calculated using $D^{*0} \rightarrow D^0 e^+ e^-$ de-

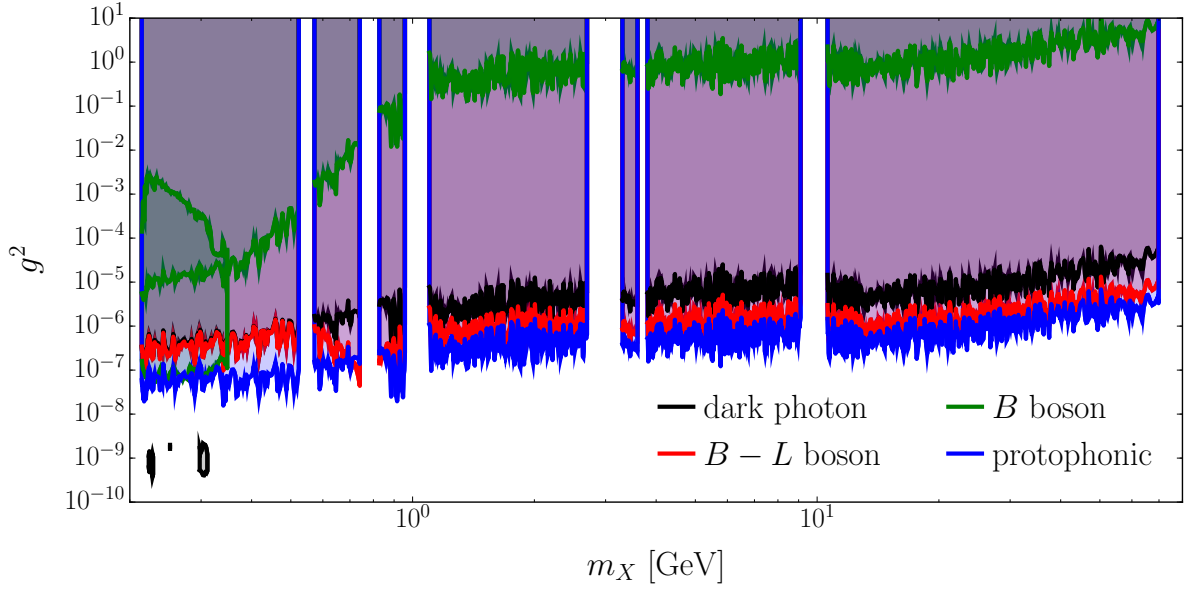


Fig. 3.4.2: Recast of the (blue) LHCb dark photon limits into the (red) B-L boson, (green) B boson, and (yellow) protophobic models using the DARKCAST tool [292].

cays [295] is based on the normalisation to this channel, which at the same time is the main background for the prompt search. $D^{*0} \rightarrow D^0 e^+ e^-$ decays are generated using Pythia 8 [50], and the D^0 is reconstructed or partially reconstructed through its decay into at least two charged particles. The selection is designed to maximise the $e^+ e^-$ mass resolution and to minimise the background. The resolution and efficiencies are obtained using public LHCb information, combined with a simplified simulation of the upgraded vertex locator. For the di-muon search [296], a fiducial selection is designed so that the reconstruction efficiency is essentially flat across the dark photon parameter space, while minimising the presence of background. The relevant experimental resolutions and efficiencies, including those foreseen after subsequent detector upgrades, are taken from public LHCb documents. The normalisation channel, i.e. $\mu^+ \mu^-$ production originating from electromagnetic processes, and backgrounds are again studied using Pythia 8, corrected with experimental LHC inputs.

A first inclusive search for A' bosons decaying into muon pairs was performed by the LHCb collaboration [294] (black band in Fig. 3.4.1). This search, an implementation of the second strategy described above, used a data sample corresponding to an integrated luminosity of 1.6 fb^{-1} from pp collisions taken at $\sqrt{s} = 13 \text{ TeV}$. Although the data sample used was significantly smaller than the one that will be available at the HL-LHC, this search already produced world-best upper limits in regions of $\varepsilon^2 - m_{A'}$ space. This search was limited by the presence of the LHCb hardware trigger, which severely compromised the detection efficiency of low mass dark photons at LHCb. However, this hardware level trigger will be removed from Run 3 of the LHC onwards. At the same time, this was the first simultaneous prompt and displaced A' search. With around 300 fb^{-1} , LHCb will either confirm or reject the presence of a dark photon for significant portions of the theoretically favored parameter space. It should be noted that, in non-minimal models, such as those producing dark photons through the Higgs portal, part of this parameter space can be further constrained by other experiments. Examples are given in sections 3.4.2 and 3.4.3.

To cover the gap in reach between the two primary search strategies, presented above, production of A' bosons from light meson decays, $\pi^0 \rightarrow e^+ e^- \gamma$ and $\eta \rightarrow e^+ e^- \gamma$, is expected to be used. The parameter space coverage from light meson decays depends on the ability of the LHCb triggerless readout

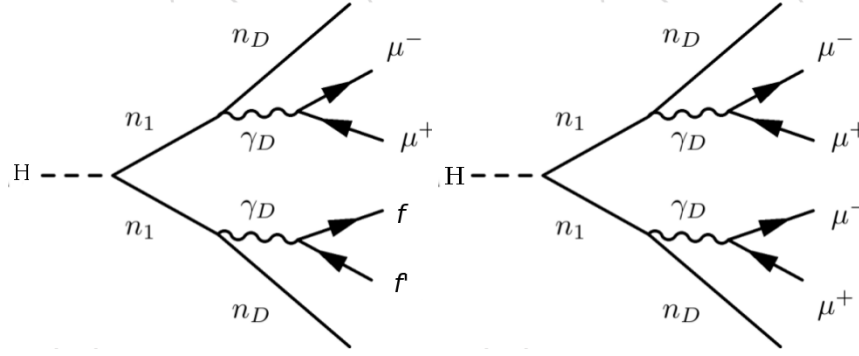


Fig. 3.4.3: Feynman diagram of the decay of SM Higgs boson to a final state containing two or more muons in Dark SUSY models. Decay chain leading to a final state containing exactly two (left) or four (right) muons.

to quickly and efficiently reconstruct low mass and low momentum di-electron pairs. Additionally, the electron momentum resolution, degraded by incomplete bremsstrahlung recovery, dictates the di-electron mass resolution which drives parameter space coverage. More detailed studies are needed to quantify how searches for dark photons from light meson decays will help to constrain the dark photon parameter space.

One of the advantages of the dark photon model is that results can be recast into more complex vector current models, given some knowledge of the dark photon production mechanism and the detector efficiency for displaced dark photon reconstruction. Examples of these models are the $B-L$ boson which couples to the $B-L$ current, the B boson which is leptophobic and couples to baryon number, and a vector boson which mediates a protophobic force. All these models can be fully specified with two parameters: the global coupling g of the vector current for the model with the electromagnetic current, and the mass m_X of the mediating boson. For the dark photon model, this is just ϵ and $m_{A'}$, respectively. In Fig. 3.4.2 the initial inclusive di-muon results from LHCb [294] have been recast into these example models using the DARKCAST package [292]. Dark photon searches can also be recast to non-vector models, but such a recasting is no longer as straight forward.

3.4.2 Long-lived dark-photon decays into displaced muons at HL-LHC

Contributors: K. Hoepfner, H. Keller, CMS

One particularly interesting possible production channel for the dark photon, γ_D , is through BSM Higgs decays. In the so-called Dark SUSY model [297, 298], an additional dark $U_D(1)$ symmetry is added as a supersymmetric SM extension. Breaking this symmetry gives rise to an additional massive boson, the dark photon γ_D , which couples to SM particles via a small kinetic mixing parameter ϵ , as described Sec. 3.4.1. If ϵ is very weak, the lifetime of the dark photon can range from a few millimeters up to several meters. The lower ϵ is, the longer the dark photon lifetime will be, which then decays displaced from the primary vertex. A golden channel for such searches is the decay to displaced muons.

The reconstruction of muons with large displacements is challenging both at trigger level and for the final event reconstruction, especially when the long lived particle decays outside the tracker volume and the precision of the tracker cannot be used for the analysis. To identify displacements of physical objects during reconstruction, the transverse impact parameter d_0 of the reconstructed track with respect to the primary interaction vertex is used. This analysis from CMS [299] relies on a dedicated muon reconstruction algorithm that is designed for non-prompt muons leaving hits only in the muon system. This is the displaced standalone (DSA) algorithm, using the same reconstruction techniques as prompt muons, but removing any constraint to the interaction point which is still present in the standard standalone (SA) algorithm. The DSA muon algorithm improves transverse impact parameter and transverse

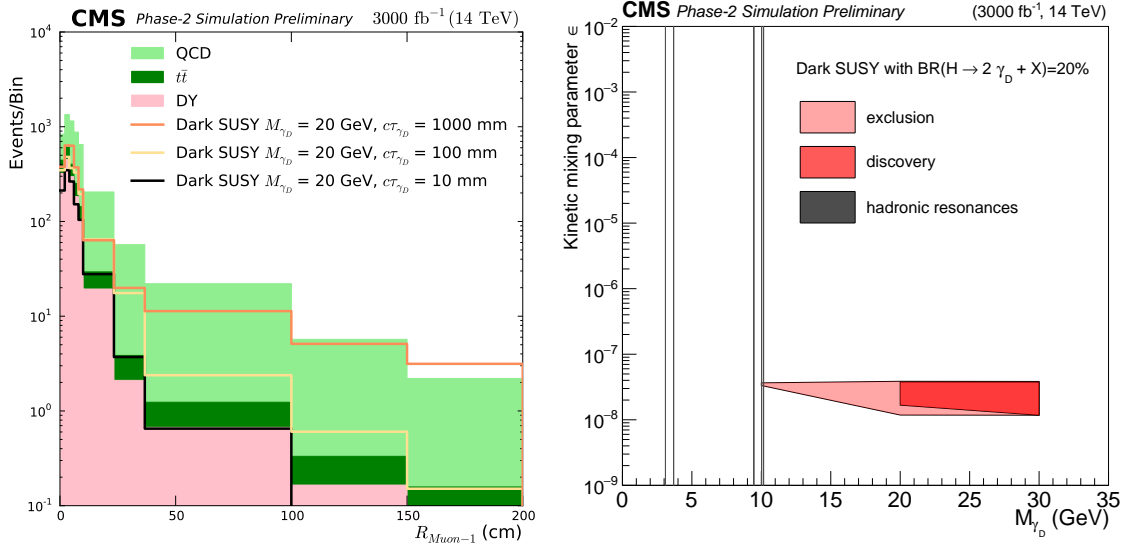


Fig. 3.4.4: Left: distance of the closest approach of the displaced muon track with maximum p_T to the primary interaction vertex, $R_{\text{Muon-1}}$, for signal and background after the final event selection. Right: parameter scan in the $\epsilon - m_{\gamma_D}$ plane. The gray lines indicate the regions of narrow hadronic resonances where the analysis does not claim any sensitivity.

momentum (p_T) resolutions for displaced muons compared to the SA muon algorithm [300].

In the model studied here [299], dark photons are produced in cascade decays of the SM Higgs boson that would first decay to a pair of MSSM-like lightest neutralinos (n_1), each of which can decay further to a dark sector neutralino (n_D) and the dark photon, as shown in Fig. 3.4.3. For the branching fraction $\text{BR}(H \rightarrow 2\gamma_D + X)$, where X denotes the particles produced in the decay of the SM Higgs boson apart from the dark photons, 20% is used. This value is in agreement with recent Run-2 studies [301] and taking into account the upper limit on invisible/non-conventional decays of the SM Higgs boson [302]. We assume neutralino masses $m(n_1) = 50$ GeV and $m(n_D) = 1$ GeV, and explore the search sensitivity for dark photon masses and lifetimes in the following ranges: $m(\gamma_D) = (1, 5, 10, 20, 30)$ GeV and $c\tau = (10, 10^2, 10^3, 5 \times 10^3, 10^4)$ mm. Final states with two and four muons are included in the analysis. In the former case, one dark photon decays to a pair of muons while the other dark photon decays to some other fermions (2-muon final state). In the latter case, both dark photons decay to muon pairs (4-muon final state). Both decay chains are shown in Fig. 3.4.3. The assumed Higgs production cross section via gluon-gluon fusion is 49.97 pb [303].

The main background for this search comes from multi-jet production (QCD), $t\bar{t}$ production, and $Z/\text{DY} \rightarrow \ell\ell$ events where large impact parameters are (mis)reconstructed. Cosmic ray muons can travel through the detector far away from the primary vertex and mimic the signature of displaced muons. However, thanks to their striking detector signature, muons from cosmic rays can be suppressed by rejecting back-to-back kinematics.

For each event, at least two DSA muons are required. If more than two exist, the ones with the highest p_T are chosen. The two muons must have opposite charge ($q_{\mu,1} \cdot q_{\mu,2} = -1$) and must be separated by $\Delta R = \sqrt{\Delta\phi^2 + \Delta\eta^2} > 0.05$. The three-dimensional angle between the two displaced muons is required to be less than $\pi - 0.05$ (not back-to-back) in order to suppress cosmic ray backgrounds. Additionally, $\mathbf{p}_T^{\text{miss}} \geq 50$ GeV is imposed to account for the dark neutralinos escaping the detector without leaving any signal.

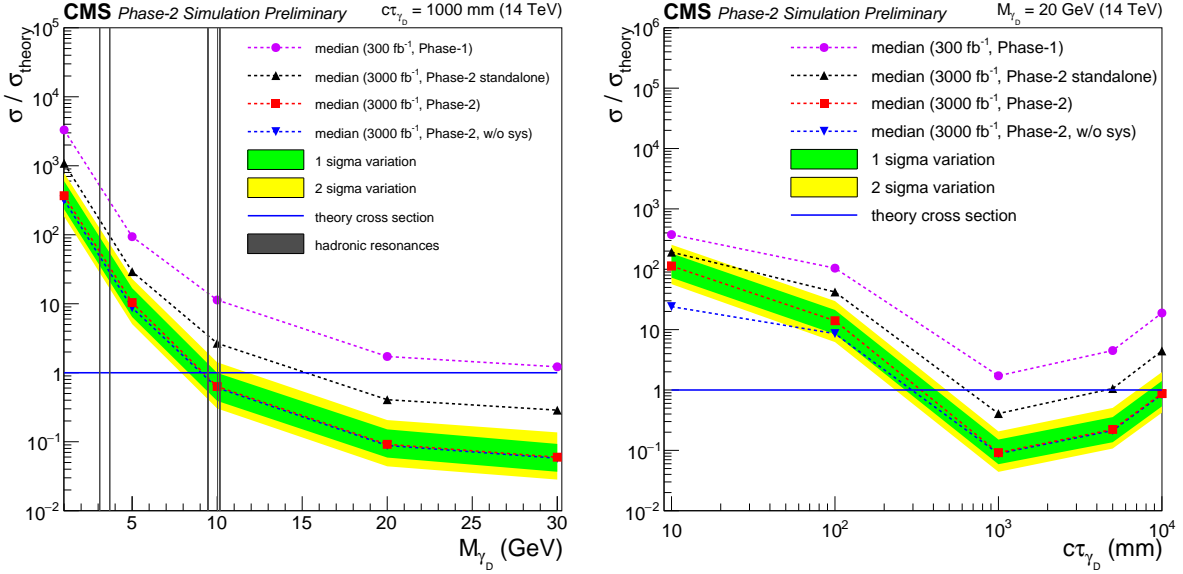


Fig. 3.4.5: 95% C.L. upper limits on production cross section $\sigma/\sigma_{\text{theory}}$ for various dark photon mass hypotheses and a fixed decay length of $c\tau = 1000$ mm (left) and a fixed mass of $M_{\gamma_D} = 20$ GeV (right). Green and yellow shaded bands show the one and two sigma range of variation of the expected 95% C.L. limits, respectively. The black dashed lines (“Phase-2 standalone”) compare the expected sensitivity of the displaced muon search to the algorithm with a beamspot constraint. The gray lines indicate the regions of narrow hadronic resonances where the analysis does not claim any sensitivity.

In order to discriminate between background and signal, the three-dimensional distance from the primary vertex to the point of closest approach of the extrapolated displaced muon track, called R_{Muon} , is used. The event yield after full event selection of both selected muons as a function of $R_{\text{Muon}-1}$ and $R_{\text{Muon}-2}$ is used to search for the signal. Figure 3.4.4 (left) shows $R_{\text{Muon}-1}$ of the first selected muon for signal and background samples.

The search is performed using a simple counting experiment approach. In the presence of the expected signal, the significance of the corresponding event excess over the expected background is assessed using the likelihood method. In order to evaluate the discovery sensitivity the same input is used as in the limit calculation, now with the assumption that one would have such a signal in the data. The discovery sensitivity is shown in the two-dimensional m_{γ_D} - $c\tau$ plane in Fig. 3.4.4 (right). This search is sensitive to large decay lengths of the dark photon.

In the absence of a signal, upper limits at 95% C.L. are obtained on a signal event yields with respect to the one expected for the considered model. A Bayesian method with a uniform prior for the signal event rate is used and the nuisance parameters associated with the systematic uncertainties are modeled with log-normal distributions. The resulting limits for the Dark SUSY models are depicted in Fig. 3.4.5. While the results shown in Fig. 3.4.5 (left) are for a dark photon with a decay length of 1 m as a function of the dark photon mass, Fig. 3.4.5 (right) shows the results for a dark photon mass of 20 GeV as a function of the decay length [299]. The discovery reach from this search can be compared to that from the generic γ_D search results shown in Fig. 3.4.1. The relatively long lifetimes accessible in this search provide complementary sensitivity at lower values of ϵ .

3.4.3 Searching for dark photons via Higgs-boson production at the HL- and HE-LHC

Contributors: S. Biswas, E. Gabrielli, M. Heikinheimo, B. Mele

The dark-sector scenario proposed in Ref. [304, 305] is studied in this section. It aims at naturally solving the Flavour hierarchy problem, while providing suitable candidates for DM constituents. In particular, the scenario envisages the existence of stable dark-fermion fields, acting as DM particles, and heavy messenger scalar fields that communicate the interactions between the dark and the SM sectors. Both dark fermions and messenger fields are charged under an unbroken $U(1)$ interaction in the dark sector, whose non-perturbative dynamics are responsible for an exponential hierarchy in the dark fermion spectrum. Consequently, exponentially spread Yukawa couplings are radiatively generated by the dark sector, thus naturally solving the Flavour hierarchy problem.

A crucial aspect of this flavour model is that it foresees the existence of a massless dark photon. Until recently, most attention in collider physics has been given to the search for massive dark photons, whose $U(1)$ gauge field can naturally develop a *tree-level* millicharge coupling with ordinary matter fields. On the contrary, strictly massless dark photons, although very appealing from the theoretical point of view, in general lack tree-level couplings to SM fields. Indeed, the latter (even if induced, for instance, by a kinetic mixing with the ordinary photon field) can be rotated away, and reabsorbed in the gauge- and matter-field redefinition [306]. Nevertheless, thanks to the messenger fields, massless dark photons can develop higher-dimensional effective interactions with the SM fields which are suppressed by the effective scale controlling the corresponding higher-dimensional-operator coupling. Then, new dedicated search strategies for the massless dark photons are required with respect to the massive case.

The Higgs boson could play a crucial role in the discovery of massless dark photons at the LHC. As discussed in Ref. [307], by using as a benchmark the model in Ref. [304], an effective $H\gamma\bar{\gamma}$ interaction can be generated at one loop by the exchange of virtual messenger fields in the 3-point loop function. This interaction can be parametrised as $\mathcal{L}_{H\gamma\bar{\gamma}} = \frac{1}{\Lambda_{H\gamma\bar{\gamma}}} H F^{\mu\nu} \bar{F}_{\mu\nu}$, where $F^{\mu\nu}$ and $\bar{F}_{\mu\nu}$ are the field strength of the photon γ and the dark photon $\bar{\gamma}$, respectively [307]. While in general the higher-dimensional dark-photon interactions with the SM fields are suppressed, in the present case the Higgs boson can enter a nondecoupling regime in particular model parameter regions, just as happens in the SM for the Higgs couplings to two photons or gluons in the large top-quark mass limit. The effective high-energy scale $\Lambda_{H\gamma\bar{\gamma}}$ will then be proportional to the EW Higgs v_{EV} , rather than the characteristic new-physics mass scale. In particular, it will be given by

$$\Lambda_{H\gamma\bar{\gamma}} = \frac{6\pi v}{R\sqrt{\alpha\alpha_D}} \frac{1-\xi}{\xi^2} \quad (3.4.1)$$

where $\xi = \Delta/\bar{m}^2$ is a mixing parameter, with Δ the left-right mixing term in the messenger square-mass matrix, \bar{m} is the average messenger mass, α and α_D the electromagnetic and the dark $U(1)$ fine structure couplings, respectively, while R is a product of quantum charges [308].

This regime can give rise to an exotic signature corresponding to the Higgs decay

$$H \rightarrow \gamma\bar{\gamma},$$

given by a monochromatic photon plus *massless missing momentum* (both resonating at the Higgs boson mass) with BRs $\text{BR}_{\gamma\bar{\gamma}}$ as large as a few percent. Below we report the results of a study of the LHC searches for this decay signature in gluon-fusion Higgs production in both the HL- and HE-LHC phases, assuming that $\text{BR}_{\gamma\bar{\gamma}}$ is the only parameter that affects the corresponding production mechanism.

The search strategy for the $gg \rightarrow H \rightarrow \gamma\bar{\gamma}$ process was outlined in Ref. [307] for 8 TeV and in Ref. [309] for 14 TeV, where we also discussed the vector-boson-fusion process. The final state consists of a single photon and missing transverse momentum, possibly accompanied by one or more jets arising from initial state radiation. The event selection criteria proposed in Ref. [309] were:

- one isolated ($\Delta R > 0.4$) photon with $p_T^\gamma > 50$ GeV, and $|\eta^\gamma| < 1.44$;

	$\sigma \times A$ [14TeV]	$\sigma \times A$ [27TeV]
$H \rightarrow \gamma\bar{\gamma}$ (BR $_{\gamma\bar{\gamma}} = 1\%$)	101	236
γj	202	–
$jj \rightarrow \gamma j$	432	4738
$e \rightarrow \gamma$	93	169
$W(\rightarrow \ell\nu)\gamma$	123	239
$Z(\rightarrow \nu\nu)\gamma$	283	509
total background	1133	5655

Table 3.4.1: Event yields in femtobarn for signal and backgrounds after the cuts $p_T^\gamma > 50$ GeV, $\cancel{E}_T > 50$ GeV, $100 \text{ GeV} < M_T^{\gamma\bar{\gamma}} < 130$ GeV. The γj and jj backgrounds are obtained via the rescaling k -factors described in the text. A is the acceptance described in the text.

- missing transverse momentum satisfying $\cancel{E}_T > 50$ GeV;
- transverse mass in the range $100 \text{ GeV} < M_T^{\gamma\bar{\gamma}} < 130$ GeV;
- no isolated leptons within $|\eta^\ell| < 2.5$,

where the transverse-mass variable is defined as $M_T^{\gamma\bar{\gamma}} = \sqrt{2p_T^\gamma \cancel{E}_T (1 - \cos \Delta\phi)}$, and $\Delta\phi$ is the azimuthal distance between the photon transverse momentum p_T^γ , and the missing transverse momentum \cancel{E}_T .

The most important SM backgrounds are: (i) γj , where missing energy is created from mismeasurement of the jet energy and/or neutrinos from heavy flavour decays, and (ii) jj where in addition to the above, a central jet is misidentified as a photon. In our analysis we assume a probability of 0.1% for mis-tagging a jet as a photon, and a 90% reconstruction efficiency for real photons. In addition to the QCD backgrounds, we identify the following EW backgrounds: $Z\gamma$, where the Z decays into neutrinos; $W\gamma$, where the W decays leptonically (excluding taus) and the charged lepton is outside the acceptance of $|\eta^\ell| < 2.5$; and $W \rightarrow e\nu$, where the electron is misidentified as a photon. We also assume a 0.5% probability for the electron to photon mis-tagging.

We have analysed the EW backgrounds at parton level with MADGRAPH5 v2.3.3. For the QCD backgrounds we use MADGRAPH5 interfaced with PYTHIA, and follow the procedure outlined in Ref. [309]. In particular, we have generated event samples at 8 TeV and applied the *SUSY benchmark* event selection criteria described in the CMS analysis [310], not including the " χ^2 ", " E_T^{miss} significance" and " α " cuts. With these omissions, the event selection criteria is very similar to our selection criteria described above. We then approximate the effect of these further, more sophisticated cuts on the QCD backgrounds, by matching our event samples with the background yield after these cuts reported in Ref. [310]. This results in a rescaling k -factor of $k = 0.11$ for the γj background, and $k = 0.058$ for the jj background at 8 TeV. Finally, we have generated the signal event samples with ALPGEN interfaced with PYTHIA, and included the gluon fusion Higgs production processes with zero to one jets.

Assuming the same rescaling factors for the QCD backgrounds at 14 and 27 TeV, we obtain the signal and background event yields reported in table 3.4.1, clearly showing a worsening of the signal-to-background ratio at larger energies.

We then tried an alternative strategy to control the QCD background, by analyzing the effect of applying a jet veto within $|\eta^j| < 4.5$, where a jet is defined as a cluster of hadrons within a cone of size $R = 0.4$ and $p_T \geq 20$ GeV, using a simple cone algorithm. In this case we no longer apply the rescaling k -factors obtained from our previous analysis, as now the cut-flow deviates from the CMS analysis presented in Ref. [310]. The resulting event yields are shown in Table 3.4.2. Based on the event yields reported in Tables 3.4.1 and 3.4.2, we estimate the reach of the HL-LHC and HE-LHC in terms of the BR of the decay mode $H \rightarrow \gamma\bar{\gamma}$ as shown in table 3.4.3. On the basis of the present analysis, a quite

	$\sigma \times A$ [14TeV]	$\sigma \times A$ [27TeV]
$H \rightarrow \gamma\bar{\gamma}$ (BR $_{\gamma\bar{\gamma}} = 1\%$)	66.6	139.1
γj	–	–
$jj \rightarrow \gamma j$	886	31235
$e \rightarrow \gamma$	93	169
$W(\rightarrow \ell\nu)\gamma$	123	239
$Z(\rightarrow \nu\nu)\gamma$	283	509
total background	1385	32153

Table 3.4.2: Event yields in femtobarn for signal and backgrounds after the cuts $p_T^\gamma > 50$ GeV, $\cancel{E}_T > 50$ GeV, $100 \text{ GeV} < M_T^{\gamma\bar{\gamma}} < 130$ GeV, and jet veto within $|\eta^j| < 4.5$. A is the acceptance described in the text.

BR $_{\gamma\bar{\gamma}}$ (%)	3 ab $^{-1}$ @14 TeV		15 ab $^{-1}$ @27 TeV	
significance	2 σ	5 σ	2 σ	5 σ
CMS inspired	0.012	0.030	0.0052	0.013
jet veto in $ \eta^j < 4.5$	0.020	0.051	0.021	0.053

Table 3.4.3: Discovery (5 σ) and exclusion (2 σ) reach for the $H \rightarrow \gamma\bar{\gamma}$ BR (in %) at the HL-LHC and HE-LHC.

good potential for HL-LHC is expected, that would allow for a (5 σ) discovery reach on the corresponding BR $_{\gamma\bar{\gamma}}$ down to 3×10^{-4} , for 3 ab $^{-1}$ of integrated luminosity, provided the CMS inspired analysis of the jj background can be reliably applied in this case. Same conclusions hold for the HE-LHC project, where a 1×10^{-4} (5 σ) discovery reach can be achieved, for 15 ab $^{-1}$ of expected luminosity, assuming that the CMS inspired analysis of the jj background is still reliable at 27 TeV. On the other hand, if a jet veto in $|\eta^j| < 4.5$ is applied instead, lower sensitivities on BR $_{\gamma\bar{\gamma}}$ can be obtained, leading to discovery just for BR $_{\gamma\bar{\gamma}}$ down to 5×10^{-4} at both HL-LHC and HE-LHC facilities.

We nevertheless think that a more realistic detector simulation and optimisation strategy would be needed in order to make the present reach estimates more robust. In Ref. [309], one can also find a study of the vector-boson-fusion channel sensitivity to BR $_{\gamma\bar{\gamma}}$ at 14 TeV.

4 Long Lived Particles

There are many examples of BSM physics where new particles that can be produced at the LHC will be long lived, on collider timescales, and may travel macroscopic distances before decaying. Long lifetimes may be due to small couplings, small mass splittings, a high multiplicity of the decay final state, or a combination of these effects. Details, such as the quantum numbers of the long lived particle (LLP) and the decay products, the typical boost of the LLP and its lifetime, will determine the best search strategy. In all cases, LLPs present unique challenges for the experiments, both in terms of reconstruction/analysis and triggering, especially in the high pile up environment of the HL-LHC. A wide variety of signatures can be produced by these later decaying LLPs which depend on their charge, decay position, branching fractions, masses, and other properties, and which traditional analyses are unlikely to be sensitive to.

If the LLP is charged and decays while still in the tracker to final state particles that are either neutral or too soft to be reconstructed it will appear as a disappearing track: hits in the first few layers of the tracker with no corresponding hits in the outer layers, see Section 4.1. Such a scenario occurs in models (e.g., SUSY) with nearly degenerate charged and neutral states, where the charged pion in the decay is too soft to be seen as a track. A complementary study in the context of disappearing track searches is presented in Section 4.1.2, where the potential of LLP searches at e^-p colliders is presented. We present studies for disappearing tracks searches using simplified models of $\tilde{\chi}_1^\pm$ production which lead to exclusions of chargino masses up to $m(\tilde{\chi}_1^\pm) = 750$ GeV (1100 GeV) for lifetimes of 1 ns for the higgsino (wino) hypothesis. When considering the lifetime predicted by theory, masses up to 300 GeV and 830 GeV can be excluded in higgsino and wino models, respectively. This improves the 36 fb^{-1} Run 2 mass reach by a factor of 2 – 3.

Decays of LLPs where the decay products are not missed but instead include multiple tracks will lead to events containing at least one displaced vertex (DV). Such a signal is sensitive to both charged and neutral LLPs. If the displacement of the vertex is large, $\gamma c\tau \gtrsim 1\text{m}$, then the only available hits are in the muon system, limiting the final states to muons as in Section 3.4.2 and Section 4.2.2.

If the lifetime is shorter the DV can be reconstructed in the tracker. One such analysis of gluinos decaying to a displaced jet and E_T^{miss} is presented Section 4.2.1. Searches for long lived dark photons decaying to muons and/or jets are reported in Section 3.4.2 to Section 3.4.1. The signature of long-lived dark photons decaying to displaced muons can be reconstructed with dedicated algorithms and is sensitive to very small coupling $\epsilon^2 \sim 10^{-14}$ for masses of the dark photons between 10 and 35 GeV. Furthermore, LHCb is the only LHC experiment to be fully instrumented in the forward region $2 < \eta < 5$ and has proved to be sensitive to LLPs. This is particularly true in the low mass (few GeV) and low lifetime (few picoseconds) region of the LLPs. Prospects studies from LHCb on LLPs resulting from Higgs decays are shown in Section 4.2.3 and 4.2.4.

For displacement of several meters LLPs will transit all of the detector before decaying. Heavy LLPs that are also charged, so called heavy stable charged particles (HSCPs), will behave in a similar fashion to a muon. However, due to their increased mass it may be possible to distinguish them from muons through their time of flight, Section 4.3.1, or anomalous energy loss, Section 4.3.2. Finally, two examples of specialised techniques for LLP with jet-like signatures are presented in Section 4.4, using timing or EM calorimeter informations.

In addition to searching for LLPs in ATLAS, CMS, and LHCb there are complementary proposals to build new detectors specifically focused on LLP searches, often for light new physics produced in rare meson decays. A detailed discussion of their capabilities is beyond the scope of this work, and will be discussed elsewhere. The Beyond Collider experiments are AL3X (A Laboratory for Long-Lived eXotics) [311], CODEX-b (COmpact DEtector for EXotics at LHCb) [312], FASER (ForwArD Search ExpeRiment) [313–315], milliQan [316, 317], MATHUSLA (MAssive Timing Hodoscope for Ultra Stable neutraL pArticles) [318, 319], and SHiP (Search for Hidden Particles) [320, 321]. They use alternative search strategies and often give complementary coverage of the available parameter space. In

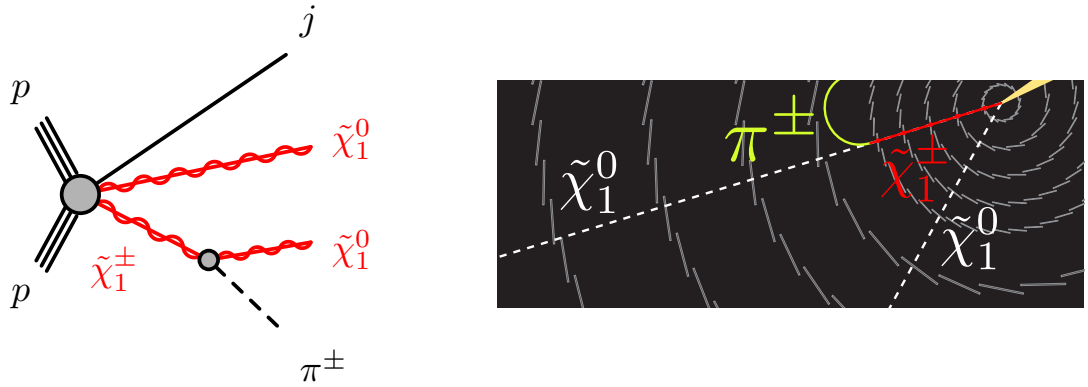


Fig. 4.1.1: Diagram depicting $\tilde{\chi}_1^\pm \tilde{\chi}_1^0$ production (left), and schematic illustration of a $pp \rightarrow \tilde{\chi}_1^\pm \tilde{\chi}_1^0 + \text{jet}$ event in the HL-LHC ATLAS detector, with a long-lived chargino (right). Particles produced in pile-up pp interactions are not shown. The $\tilde{\chi}_1^\pm$ decays into a low-momentum pion and a $\tilde{\chi}_1^0$ after leaving hits in the pixel layers.

addition to the afore-mentioned study on disappearing tracks, complementary studies on LLPs *e.g.* from higgs decays have been performed in the context of a future e^-p collider, resulting in good sensitivity for a wide range in $c\tau$ and mass [322].

4.1 Disappearing Tracks

A disappearing track occurs when the decay products of a charged particle, like a supersymmetric chargino, are not detected (disappear) because they either interact only weakly or have soft momenta and hence are not reconstructed. In the following, prospect studies for HL-, HE- and new proposed e^-p collider are presented, illustrating the potential of this signature as well as its experimental challenges.

4.1.1 Prospects for disappearing track analysis at HL-LHC

Contributors: S. Amoroso, J. K. Anders, F. Meloni, C. Merlassino, B. Petersen, J. A. Sabater Iglesias, M. Saito, R. Sawada, P. Tornambe, M. Weber; ATLAS

The disappearing track search [98] investigates scenarios where the $\tilde{\chi}_1^\pm$, and $\tilde{\chi}_1^0$ are almost mass degenerate, leading to a long lifetime for the $\tilde{\chi}_1^\pm$ which decays after the first few layers of the inner detector, leaving a track in the innermost layers of the detector. The chargino decays as $\tilde{\chi}_1^\pm \rightarrow \pi^\pm \tilde{\chi}_1^0$. The $\tilde{\chi}_1^0$ escapes the detector and the pion has a very low energy and is not reconstructed, leading to the disappearing track signature. Diagram and schematic illustration of production and decay process are shown in in Fig. 4.1.1. The main signature of the search is a short “tracklet” which is reconstructed in the inner layers of the detector and subsequently disappears. The tracklet reconstruction efficiency for signal charginos is estimated using fully simulated samples of $\tilde{\chi}_1^\pm$ pair production with $m(\tilde{\chi}_1^\pm) = 600$ GeV. Tracklet reconstruction is performed in two stages. Firstly “standard” tracks, hereafter referred to as tracks are reconstructed. Afterwards the track reconstruction is then rerun with looser criteria, requiring at least four pixel-detector hits. This second reconstruction uses only input hits which are not associated with tracks, referred to as “tracklets”. The tracklets are then extrapolated to the strip detectors, and any compatible hits are assigned to the tracklet candidate. Tracklets are required to have $p_T > 5$ GeV and $|\eta| < 2.2$. Candidate leptons, which are used only to veto events, are selected with p_T larger than 20 GeV and $|\eta| < 2.47$ (2.7) for electrons (muons).

The signal region (SR) optimisation is performed by scanning a set of variables which are expected to provide discrimination between the signal scenario under consideration and the expected SM background processes. The final state contains zero leptons, large E_T^{miss} and at least one tracklet, and

	SR
Total SM	4.6 ± 1.3
V +jets events	0.17 ± 0.05
$t\bar{t}$ events	0.02 ± 0.01
Fake tracklets	4.4 ± 1.3

Table 4.1.1: Yields are presented for the disappearing track SR selection with an integrated luminosity of 3 ab^{-1} at $\sqrt{s} = 14 \text{ TeV}$. The errors shown are the total statistical and systematic uncertainty.

events are reweighted by the expected efficiencies of tracklet reconstruction. The small mass splitting between the $\tilde{\chi}_1^\pm$ and $\tilde{\chi}_1^0$ implies they are generally produced back to back with similar transverse momentum. Hence it is necessary to select events where the system is boosted by the recoil of at least one energetic ISR jet. The minimum azimuthal angular distance between the first four jets (ordered in p_T) and the E_T^{miss} is required to be greater than 1, in order to reject events with mis-measured E_T^{miss} .

There are two main background contributions: SM particles that are reconstructed as tracklets, and events which contain fake tracklets. The SM particles reconstructed as tracklets are typically hadrons scattering in the detector material or electrons undergoing bremsstrahlung. The probability of an isolated electron or hadron leaving a disappearing track is calculated using samples of single electrons or pions passing through the current ATLAS detector layout, and is then scaled to take into account the ratio of material in the current ATLAS inner detector and the upgraded inner tracker. The second background contribution arises from events which contain “fake” tracklets. These events arise from $Z \rightarrow \nu\nu$ or $W \rightarrow \ell\nu$ (where the lepton is not reconstructed) and are scaled by the expected fake tracklet probability:

$$p_{\text{fake,tight}}^{\text{ITk}} = p_{\text{fake,tight}}^{\text{ATLAS}} \times \frac{R_{\text{fake,loose}}^{\text{ITk}}}{R_{\text{fake,loose}}^{\text{ATLAS}}} \times \frac{\epsilon_{z_0}^{\text{ITk}}}{\epsilon_{z_0}^{\text{ATLAS}}}. \quad (4.1.1)$$

In this equation, $p_{\text{fake,tight}}^{\text{ATLAS}}$ is the fake rate of the current Run-2 analysis [323], computed using a d_0 sideband for the track reconstruction, $R_{\text{fake,loose}}^{\text{ITk}}$ is the fake rate in the same d_0 sideband for ITk computed with a neutrino particle gun sample, such that all tracks are purely a result of pile-up interactions, $R_{\text{fake,loose}}^{\text{ATLAS}}$ is the fake rate in the d_0 sideband for ATLAS computed on data, $\epsilon_{z_0}^{\text{ITk}}$ is the selection efficiency of the tracklet z_0 selection in ITk, and $\epsilon_{z_0}^{\text{ATLAS}}$ is the selection efficiency of the tracklet z_0 selection in ATLAS.

Systematic uncertainty projections for both searches have been determined starting from the systematic uncertainties studied in Run-2 and evolving them to a level which the ATLAS and CMS collaborations have agreed to consider as a sensible extrapolation to HL-LHC. Hence, the theory modelling uncertainties are expected to halve while the recommendations for detector-level and experimental uncertainties are dependent upon the systematic uncertainty under consideration and are scaled appropriately from the Run 2 analysis. When setting exclusion limits, an additional systematic uncertainty of 20% is set to account for the theoretical systematic uncertainty on the models under consideration. The dominant uncertainties in the disappearing track analysis arise from the modelling of the fake tracklet component, and the total uncertainty on the background yield is extrapolated to be 30%.

Table 4.1.1 presents the expected yields in the SR for the disappearing track search for each background source, corresponding to an integrated luminosity of 3 ab^{-1} . As seen in the table the dominant background source corresponds to events with a “fake” tracklet, arising predominantly from $Z \rightarrow \nu\nu$ events with an ISR jet and high E_T^{miss} , which contain spurious hits that are reconstructed as a tracklet.

Limits at 95% C.L. on the chargino lifetime are shown in Fig. 4.1.2 as a function of the $\tilde{\chi}_1^\pm$ mass. The simplified models of chargino production considered include chargino pair production and chargino-

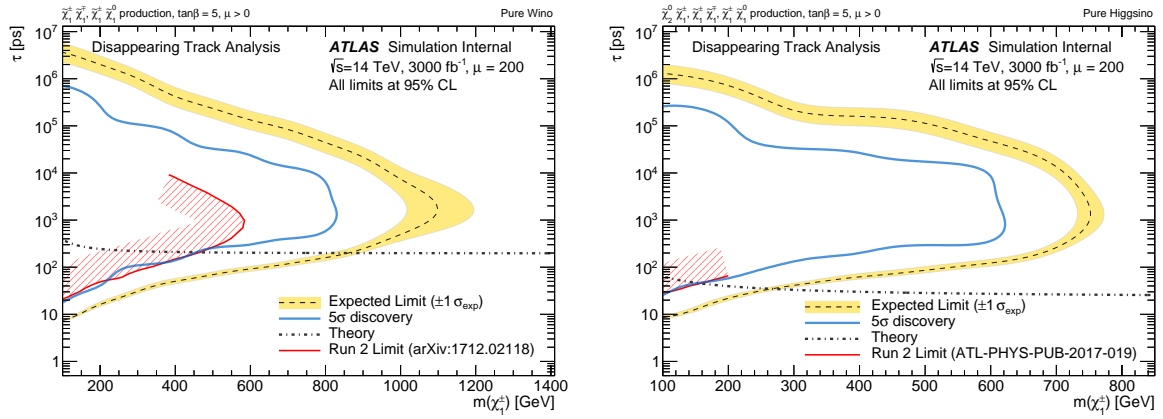


Fig. 4.1.2: Expected exclusion limits at 95% C.L. from the disappearing track search using of 3 ab^{-1} of 14 TeV proton-proton collision data as a function of the $\tilde{\chi}_1^\pm$ mass and lifetime. Simplified models including both chargino pair production and associated production $\tilde{\chi}_1^\pm \tilde{\chi}_1^0$ are considered assuming pure-wino production cross sections (left) and pure-higgsino production cross sections (right). The yellow band shows the 1σ region of the distribution of the expected limits. The median of the expected limits is shown by a dashed line. The red line presents the current limits from the Run 2 analysis and the hashed region is used to show the direction of the exclusion. The expected limits with the upgraded ATLAS detector would extend these limits significantly. The chargino lifetime as a function of the chargino mass is shown in the almost pure wino LSP scenario (light grey) calculated at one loop level. The relationship between the masses of the chargino and the two lightest neutralinos in this scenario is $m(\tilde{\chi}_1^\pm) = \frac{1}{2}(m(\tilde{\chi}_1^0) + m(\tilde{\chi}_2^0))$. The theory curve is a prediction from a pure higgsino scenario.

neutralino production (both $\tilde{\chi}_1^\pm \tilde{\chi}_1^0$ and $\tilde{\chi}_1^\pm \tilde{\chi}_2^0$). The potential for the full HL-LHC dataset is expected to exclude at the 95% C.L. chargino lifetimes, assuming a wino-like (higgsino-like) LSP, of between 7 ps (10 ps) and $4 \mu\text{s}$ ($1.5 \mu\text{s}$) for light charginos with a mass of 100 GeV. Heavier wino-like (higgsino-like) charginos are excluded up to $m(\tilde{\chi}_1^\pm) = 1100 \text{ GeV}$ (750 GeV) for lifetimes of 1 ns. The discovery potential of the analysis would allow for the discovery of wino-like (higgsino-like) charginos of mass 100 GeV with lifetimes between 20 ps and 700 ns (30 ps and 250 ns), or for a lifetime of 1 ns would allow the discovery of wino-like (higgsino-like) charginos of mass up to 800 GeV (600 GeV).

Finally, Fig. 4.1.3 presents the 95% expected exclusion limits in the $\tilde{\chi}_1^0, \Delta m(\tilde{\chi}_1^\pm, \tilde{\chi}_1^0)$ mass plane, from both the disappearing track and dilepton searches. The yellow contour shows the expected exclusion limit from the disappearing track search, with the possibility to exclude $m(\tilde{\chi}_1^\pm)$ up to 600 GeV for $\Delta m(\tilde{\chi}_1^\pm, \tilde{\chi}_1^0) < 0.2 \text{ GeV}$, and could exclude up to $\Delta m(\tilde{\chi}_1^\pm, \tilde{\chi}_1^0) = 0.4 \text{ GeV}$ for $m(\tilde{\chi}_1^\pm) = 100 \text{ GeV}$. The blue curve presents the expected exclusion limits from the dilepton search, which could exclude up to 350 GeV in $m(\tilde{\chi}_1^\pm)$, and for a light chargino mass of 100 GeV would exclude mass differences between 2 and 15 GeV. Improvements that are expected with the upgraded detector, and search technique improvements may further enhance the sensitivity to these models. For example the sensitivity of the disappearing tracks search can be enhanced by optimising the tracking algorithms used for the upgraded ATLAS detector allowing for an increase in tracklet efficiency, the possibility of shorter tracklets produced requiring 3 or 4 hits, and further suppression of the fake tracklet component. The dilepton search sensitivity would be expected to improve by increasing the reconstruction efficiency for low p_T leptons. The addition of the electron channel would also further enhance the search sensitivity.

4.1.2 Complementarities between LHeC and HL-LHC for disappearing track searches

Contributors: O. Fischer, from [322] with J. Zurita, D. Curtin, K. Deshpande

In higgsino-like SUSY models, the Higgsinos' tiny mass splittings give rise to finite lifetimes for

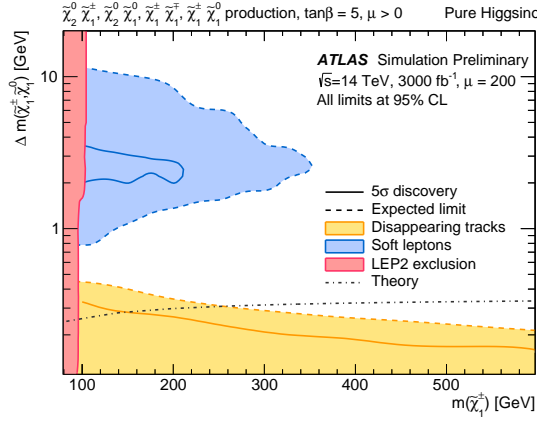


Fig. 4.1.3: Expected exclusion at the 95% CL from the disappearing track and dilepton searches in the $\Delta m(\tilde{\chi}_1^\pm, \tilde{\chi}_1^0)$, $m(\tilde{\chi}_1^\pm)$ mass plane. The blue curve presents the exclusion limits from the dilepton search. The yellow contour presents the exclusion limit from the disappearing track search. The figure also presents the limits on chargino production from LEP. The relationship between the masses of the chargino and the two lightest neutralinos in this scenario is $m(\tilde{\chi}_1^\pm) = \frac{1}{2}(m(\tilde{\chi}_1^0) + m(\tilde{\chi}_2^0))$. The theory curve is a prediction from a pure higgsino scenario taken from Ref. [207].

the charginos, which is enhanced by the significant boost of the c.o.m. system and can be used to suppress SM backgrounds [322]. The small mass splittings allow the Higgsinos to decay into $\pi^\pm, e^\pm, \mu^\pm +$ invisible particles, with the single visible charged particle having transverse momenta in the $\mathcal{O}(0.1)$ GeV range. In the clean environment (i.e. low pile up) of the e^-p collider, such single low-energy charged tracks can be reliably reconstructed, if the minimum displacement between primary and secondary vertex is at least $40 \mu\text{m}$, and the minimum p_T of the charged SM particle is at least 100 MeV. It was shown in Ref. [322] that the results do not crucially depend on the exact choice of these parameters. The associated DIS jet with $p_T > 20$ GeV ensures that the event is recorded and determines the position of the primary vertex. The charginos' decay into a neutral Higgsino and a number of SM particles with small p_T defines the secondary vertex.

Tau leptons with their proper lifetime of $\sim 0.1\text{mm}$ constitute an important and irreducible background. VBF can single- ($\tau^+\nu_\tau$) and pair produce taus ($\tau^+\tau^-$) together with a jet with $p_T > 20$ GeV, $|\eta| < 4.7$ at LHeC with cross sections of ~ 0.6 and ~ 0.3 pb, respectively. Kinematically, the τ decay products can be suppressed to 10^{-3} (keeping $\mathcal{O}(1)$ of the signal) by requiring $|\eta| > 1$ (in the proton beam direction), $\cancel{E}_T \gtrsim 30$ GeV and the LLP final state energy to be very low ($\lesssim 1.5\Delta m$ for a given chargino lifetime). Furthermore, in the space of possible final states and decay lengths, the τ 's will populate very different regions than the chargino signal, such that further suppression is possible.

The probability of detecting a chargino is computed by choosing the charged particle momentum from the appropriate phase space distribution in the chargino rest frame, then computing the minimum distance the chargino must travel for the displacement of the resulting charged track to be visible. The sensitivities of detecting at least one (N_{1+LLP}), or two displaced vertices (N_{2LLP}) are shown by the contours in Fig. 4.1.4 for $\mu > 0$. The darker (lighter) shading represents the contour with the lowest (highest) estimate of event yield, obtained by minimising (maximising) with respect to the two different hadronisation scenarios, and P_{jet} reconstruction assumptions. The difference between the light and dark shaded regions can be interpreted as a range of uncertainty in projected reach.

This sensitivity for Higgsinos via LHeC searches is competitive in mass reach to the monojet projections for the HL-LHC, being sensitive to masses around 200 GeV for the longest theoretically motivated lifetimes (see also Section 4.1.3). The LHeC search has the crucial advantage of actually observing the charged Higgsino parent of the invisible final state. Disappearing track searches at the

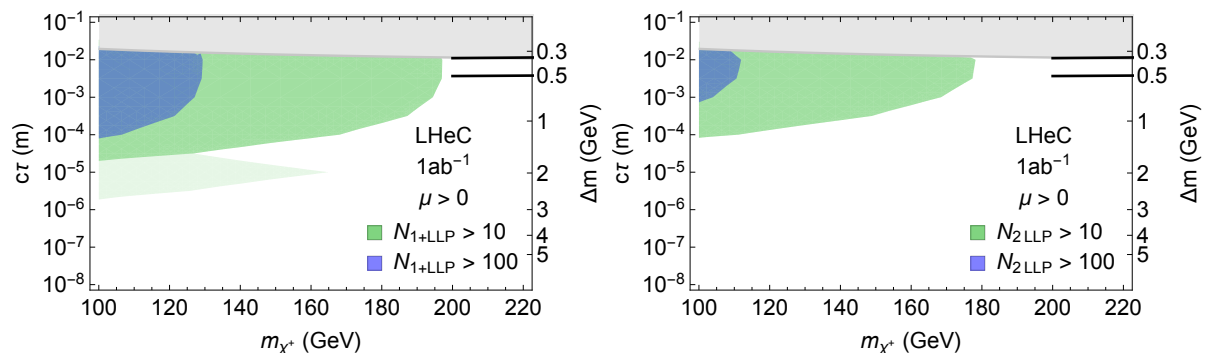


Fig. 4.1.4: Regions in the $(m_{\chi^\pm}, c\tau)$ Higgsino parameter plane where more than 10 or 100 events with at least one (left) or two (right) LLPs are observed at the LHeC. Light shading indicates the uncertainty in the predicted number of events due to different hadronisation and LLP reconstruction assumptions. Approximately 10 signal events should be discernible against the τ -background at 2σ , in particular for 2 LLPs, so the green shaded region represents an estimate of the exclusion sensitivity. For comparison, the black curves are the optimistic and pessimistic projected bounds from HL-LHC disappearing track searches from Ref. [281]. The figure is from Ref. [322].

HL-LHC presented in this report probe higher masses for the longest lifetimes, but lose sensitivity at shorter lifetimes. By comparison, the LHeC search is sensitive to lifetimes as short as microseconds. It is important to note how the robustness of the mass reach of e^-p colliders arise also from the fact that results are not exponentially sensitive to uncertainties in the Higgsino velocity distribution.

4.1.3 Searching for Electroweakinos with disappearing tracks analysis at HL- and HE-LHC

Contributors: T. Han, S. Mukhopadhyay, X. Wang

Prospects for a disappearing charged track search are finally presented for three different scenarios of collider energy and integrated luminosity: HL-LHC, HE-LHC, and FCC-hh/SppC (100 TeV, 30 ab^{-1}). The studies are documented in Ref. [151] and are complementary to the monojet prospects reported in Section 3.1.3 for higgsino-like SUSY scenarios.

As in Section 3.1.3, the significance is defined as $S/\sqrt{B + (\Delta_B B)^2 + (\Delta_S S)^2}$ where S and B are the total number of signal and background events, and Δ_S, Δ_B refer to the corresponding percentage systematic uncertainties, respectively.

Background and signal systematic uncertainties are assumed as $\Delta_B = 20\%$ and $\Delta_S = 10\%$ respectively. In Fig. 4.1.5 we compare the reach of the HL-LHC, HE-LHC and FCC-hh/SppC options in the disappearing charged track analysis for wino-like (left) and Higgsino-like (right) DM search. The solid and dashed lines correspond to modifying the central value of the background estimate³ by a factor of five. With the optimistic estimation of the background, wino-like DM can be probed at the 95% C.L. up to 900, 2100 and 6500 GeV, at the 14, 27 and 100 TeV colliders respectively. For the Higgsino-like scenario, these numbers are reduced to 300, 600 and 1550 GeV, primarily due to its shorter lifetime and the reduced production rate. For the conservative estimation of the background, the mass reach for the wino-like states are modified to 500, 1500 and 4500 GeV, respectively, at the three collider energies. Similarly, for the Higgsino-like scenario, the reach becomes 200, 450 and 1070 GeV. Results for HL-LHC are also in reasonable agreement with experimental prospect studies. The signal significance in the disappearing track search is rather sensitive to the wino and Higgsino mass values (thus making the 2σ and 5σ reach very close in mass), due to the fact that the signal event rate decreases exponentially as the chargino lifetime in the lab frame becomes shorter for heavier masses.

³Background is estimated by extrapolating ATLAS Run-2 analysis [324]. See [151] for details.

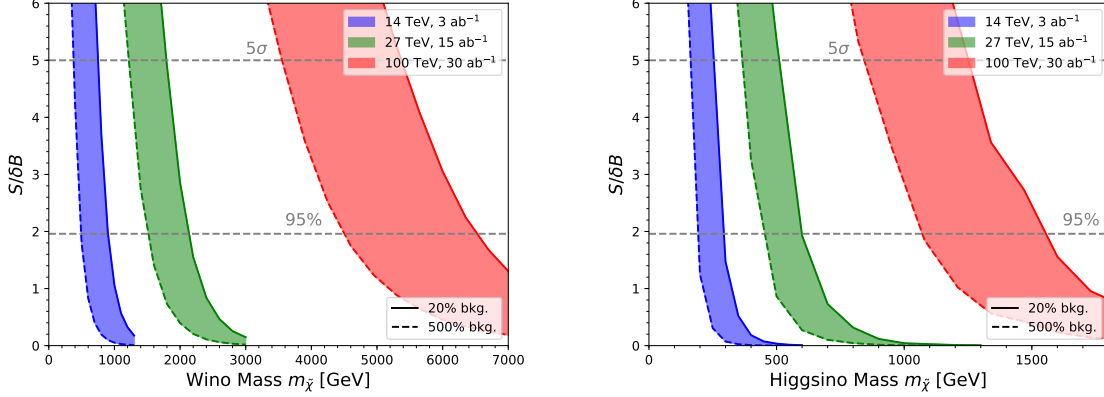


Fig. 4.1.5: Comparative reach of the HL-LHC, HE-LHC and FCC-hh/SppC options in the disappearing charged track analysis for wino-like (left) and Higgsino-like (right) DM search. The solid and dashed lines correspond to modifying the central value of the background estimate by a factor of five.

95% C.L. C.L.	Wino Monojet	Wino Disappearing Track	Higgsino Monojet	Higgsino Disappearing Track
14 TeV	280 GeV	900 GeV	200 GeV	300 GeV
27 TeV	700 GeV	2.1 TeV	490 GeV	600 GeV
100 TeV	2 TeV	6.5 TeV	1.4 TeV	1.6 TeV

Table 4.1.2: Summary of DM mass reach at 95% C.L. for an EW triplet (wino-like) and a doublet (Higgsino-like) representation, at the HL-LHC, HE-LHC and the FCC-hh/SppC colliders, in optimistic scenarios for the background systematics.

The improvements in going from the HL-LHC to the HE-LHC, and further from the HE-LHC to the FCC-hh/SppC are very similar to those obtained for the monojet analysis, namely, around a factor of two and three, respectively. Results for both analyses are summarised in Table 4.1.2.

4.2 Displaced Vertices

Many models of new physics predict long-lived particles which decay within the detector but at an observable distance from the proton-proton interaction point (displaced signatures). If the decay products of the long-lived particle include multiple particles reconstructed as tracks or jets, the decay can produce a distinctive signature of an event containing at least one displaced vertex (DV). In the following sections, a number of prospects studies from ATLAS, CMS and LHCb are presented. Results are interpreted in the context of supersymmetric or higgs-portal scenarios but are applicable to any new physics model predicting one or more DVs, since the analyses are not driven by strict model assumptions.

4.2.1 LLP decaying to a Displaced Vertex and E_T^{miss} at HL-LHC

Contributors: E. Frangipane, L. Jeanty, L. Lee Jr, H. Oide, S. Pagan Griso, ATLAS

There are several recent papers at the LHC which have searched for displaced vertices, including Ref.s [294, 325–327]. The projection presented here [328] requires at least one displaced vertex reconstructed within the ATLAS ITk, and events are required to have at least moderate missing transverse momentum (E_T^{miss}), which serves as a discriminant against background as well as an object on which to trigger. The analysis sensitivity is projected for a benchmark SUSY model of pair production of long-lived gluinos, which can naturally arise in models such as Split SUSY [329]. Each gluino hadronises into

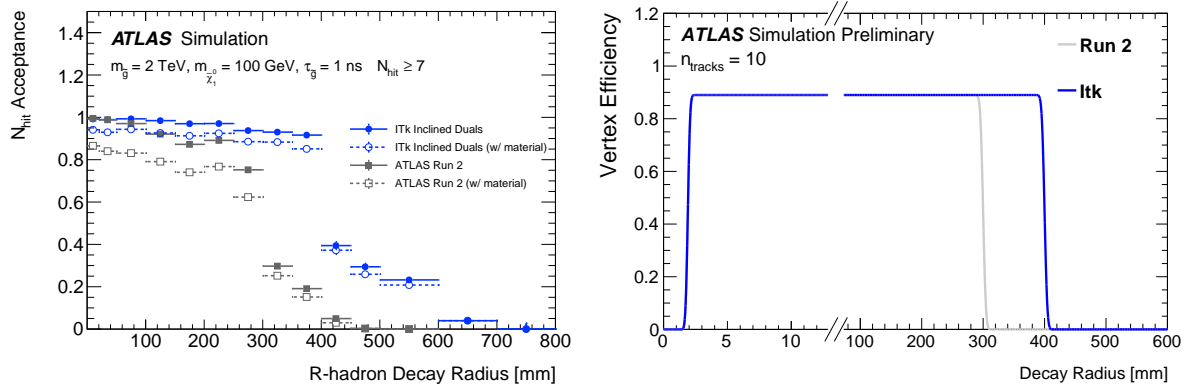


Fig. 4.2.1: Left: probability that a charged particle, with $p_T > 1$ GeV produced in the decay of a 2.0 TeV R -hadron with a lifetime of 1 ns, passes through at least seven silicon layers, as a function of the decay radius of the R -hadron, for both the Run 2 and ITk detector layouts [249]. The probability is shown with and without the simulated effect of material producing hadronic interactions. Right: parametrised efficiency for reconstructing a displaced vertex with $n_{tracks} = 10$, as a function of the decay radius of the parent particle, as measured in Run 2 simulation and extrapolated to the ITk geometry.

an R -hadron and decays through a heavy virtual squark into a pair of SM quarks and a stable neutralino with a mass of 100 GeV.

«««« HEAD This study makes use of Monte Carlo simulation samples to obtain the kinematic properties of signal events, which are then used to estimate the efficiency for selecting signal events. The pair production of gluinos from proton-proton collisions at $\sqrt{s} = 13$ TeV was simulated in PYTHIA 6.428 [88] at leading order with the AUET2B [330] set of tuned parameters for the underlying event and the CTEQ6L1 parton distribution function (PDF) set. ===== This study makes use of Monte Carlo simulation samples to obtain the kinematic properties of signal events, which are then used to estimate the efficiency for selecting signal events. The pair production of gluinos from proton-proton collisions at $\sqrt{s} = 13$ TeV was simulated in PYTHIA 6.428 [88] at leading order with the AUET2B [330] set of tuned parameters for the underlying event and the CTEQ6L1 parton distribution function (PDF) set [52]. »»»» ecc0b082cbad6cdde4d84caedd8d805d6007502c After production, the gluino hadronises into an R -hadron and is propagated through the ATLAS detector by GEANT4 [54, 247] until it decays. PYTHIA 6.428 is called to decay the gluino into a pair of SM quarks and a neutralino and models the three-body decay of the gluino, fragmentation of the remnants of the light-quark system, and hadronisation of the decay products. The gluino lifetime ranges from 0.1 ns to 10 ns, and the neutralino mass is fixed to 100 GeV. To normalise the expected number of signal events in the full HL-LHC dataset, the cross-sections for pair production of gluinos are calculated at next-to-leading order at $\sqrt{s} = 14$ TeV and resummation of soft-gluon emission is taken into account at next-to-leading-logarithm accuracy (NLO+NLL) following the procedure outlined in Ref. [331].

Particle-level Monte Carlo events are used to obtain kinematic distributions for the signal. The expected track reconstruction performance is estimated by factorizing it into an acceptance and an efficiency term, and assuming that the efficiency performance of the Run 2 algorithm, currently close to 100%, will be reproduced for ITk for particles which pass the acceptance. The tracking acceptance is based on the number of hits left by a charged particle traversing the silicon sensors; at least seven hits are required for both the current ID and the future ITk. To calculate the ITk acceptance for the tracks of interest, a full simulation of the ITk geometry is used. Only charged decay products with $p_T > 1$ GeV are considered and material interactions with the active and passive material of the detector are taken into account. Figure 4.2.1 (left) shows the acceptance as function of the production transverse position (radius) of the particle. The steep drop off in efficiency in the present ID at around 300 mm corresponds

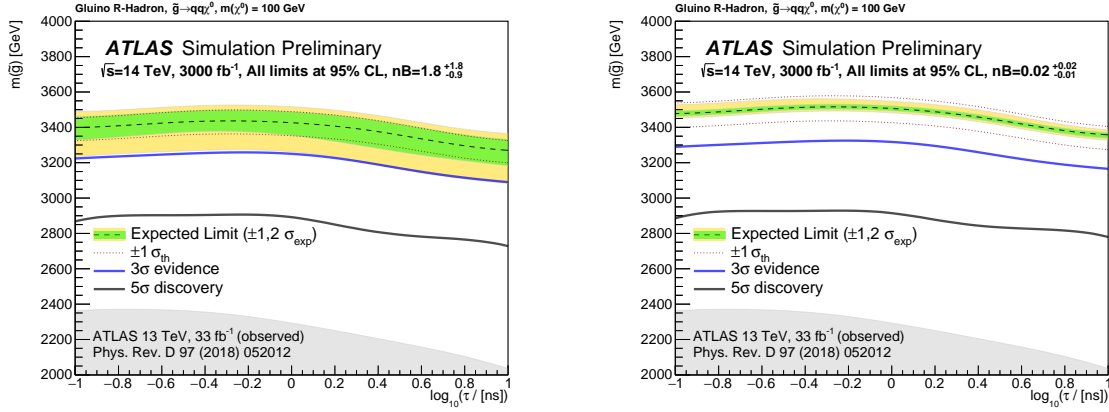


Fig. 4.2.2: Projected sensitivity for the upper limit on the mass of a gluino R -hadron that can be observed with 3σ and 5σ confidence or excluded at 95% C.L., as a function of the gluino lifetime, for a background of $1.8^{+1.8}_{-0.9}$ events (left) and a background of $0.02^{+0.02}_{-0.01}$ events (right). These results are valid for a gluino which decays to SM quarks and a stable neutralino with a mass of 100 GeV. Results assume 3 ab^{-1} of collisions at $\sqrt{s} = 14 \text{ TeV}$ collected with the upgraded ATLAS detector, and are compared to the observed ATLAS exclusion limits for a dataset of 33 fb^{-1} at $\sqrt{s} = 13 \text{ TeV}$.

to the farthest radial extent of the first layer of the SCT, after which it is unlikely that a typical particle would traverse seven strip layers. In the ITk, the equivalent drop-off does not occur until after 400 mm due to the larger spacing between the silicon layers.

The current displaced vertexing performance is parametrized as a function of the transverse decay position (r_{DV}) and number of reconstructed tracks (n_{tracks}) coming from the long-lived particle decay. To extrapolate from the Run 2 efficiency to the expected performance in ITk, the same fit values are used for each bin of n_{tracks} , while the radial distance at which the vertexing efficiency starts to drop is moved from 300 mm to 400 mm to reflect the change in the location of the inner silicon strip layer, as shown for one particular example in Fig. 4.2.1 (right).

The event selection closely follows the requirements in the recent Run 2 search for a DV and MET [325]. Events are required to have at least one DV within the ITk volume and at least five tracks from the gluino decay must be reconstructed. The tracks and vertices are reconstructed with a probability given by the procedures described above; only charged decay products with $p_T > 1 \text{ GeV}$, $|\eta| < 5$, and with $6 \text{ mm} < r_{\text{prod}} < 400 \text{ mm}$ are considered. To exclude hadronic interactions of SM particles, the vertex must not be located within a region of the detector filled with solid materials, and the invariant mass of the reconstructed vertex must be larger than 10 GeV. The event must pass the MET trigger and offline requirements of the Run 2 search, *i.e.* $\text{MET} > 250 \text{ GeV}$; the efficiency of passing the MET trigger and offline MET requirements is taken from the Run 2 analysis, as parametrized in Ref. [332] as a function of the generator-level MET and the R -hadron decay positions.

The background for this search is entirely instrumental in nature. For this projection, two different extrapolations of the size of current background are performed. The default extrapolation assumes that the background and its uncertainty will scale linearly with the size of the dataset, resulting in an expected background of $1.8^{+1.8}_{-0.9}$ events. However, several handles could be tightened in the analysis selection to continue to reject background without introducing appreciable signal efficiency loss. For example, additional requirements on the vertex goodness-of-fit or the compatibility of each track with the vertex could be imposed to further reduce backgrounds from low-mass vertices which are merged or crossed by an unrelated track. Therefore, a more optimistic scenario is also considered in which the total background and uncertainty are kept to the current level of $0.02^{+0.02}_{-0.01}$ events.

The signal selection uncertainties are taken to have the same relative size as in the existing Run

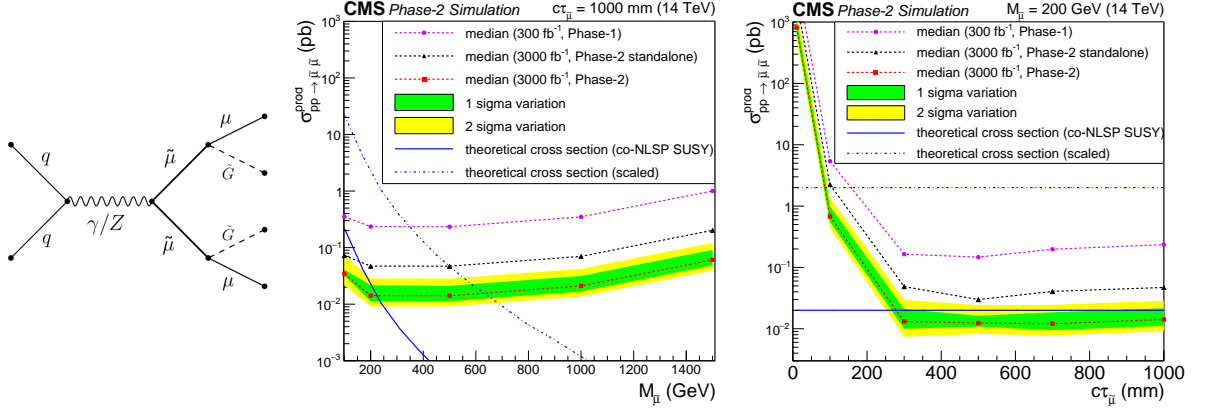


Fig. 4.2.3: Left: Feynman diagram for smuon production. Middle and right: expected 95% C.L. upper limits on long-lived smuons for various mass hypotheses and $c\tau = 1$ m. In both panels, the theoretical cross section for the specific model is represented by the blue solid line. For different SUSY breaking scales, $\tan\beta$ or otherwise modified parameters, the cross sections may be 100 times larger, reflected by the blue dash-dotted line. Green (yellow) shaded bands show the one (two) sigma range of variation of the expected 95% C.L. limits. Phase-2 results with an average 200 pileup events and an integrated luminosity of 3 ab^{-1} are compared to results obtained with 300 fb^{-1} . The black line shows the sensitivity without the DSA algorithm, which reduces the reconstruction efficiency by a factor three. The panel in the middle shows the limit as a function of the smuon mass and the right panel as a function of the decay length.

2 analysis. Uncertainties on the signal cross-section prediction are taken by varying the choice of PDF set and factorization and renormalisation scales, with a reduction of 50% applied to the uncertainties to account for improvements by the time the analysis will be performed.

Using the number of expected signal and background events with their respective uncertainties, the expected exclusion limit at 95% C.L. on the gluino mass, as a function of lifetime, is calculated assuming no signal presence. In the case that signal is present, the 3σ and 5σ observation reaches are also calculated. The results are shown in Fig. 4.2.2 for both background scenarios.

The significant increase in sensitivity relative to the ATLAS result with 33 fb^{-1} at $\sqrt{s} = 13 \text{ TeV}$ comes in part from the increase in collision energy and integrated luminosity. For longer lifetimes, a significant gain in selection efficiency and therefore reach is also due to the larger volume of the silicon tracker, which allows displaced tracks and displaced vertices to be reconstructed at larger radii. This pushes the radius at which tracks from long-lived particles can be efficiently reconstructed from 300 to 400 mm, with corresponding gain in acceptance for lifetimes of 10 ns and greater. While the results presented here were studied only for a fixed neutralino mass of 100 GeV, based on the results in Ref. [325], comparable sensitivity is expected over a large range of neutralino masses. As the neutralino mass increases for a fixed gluino mass, the multiplicity and momentum of the visible SM particles decreases, which in turn decreases the efficiency of the requirements on the track multiplicity, vertexing reconstruction, and vertex invariant mass as the difference between the neutralino mass and the gluino mass, m_{DV} , falls below 400 GeV.

4.2.2 Displaced muons at HL-LHC

Contributors: K. Hoepfner, H. Keller, CMS

A growing class of new physics models predict long-lived particles potentially leading to displaced signatures. In this study from CMS we discuss the potential for a SUSY GMSB model with heavy smuons decaying to a SM muon and a gravitino (yielding MET) [299, 333]. Figure 4.2.3 (left) shows the model under study. In this model the smuon is produced in pairs, and is degenerate in mass yielding long

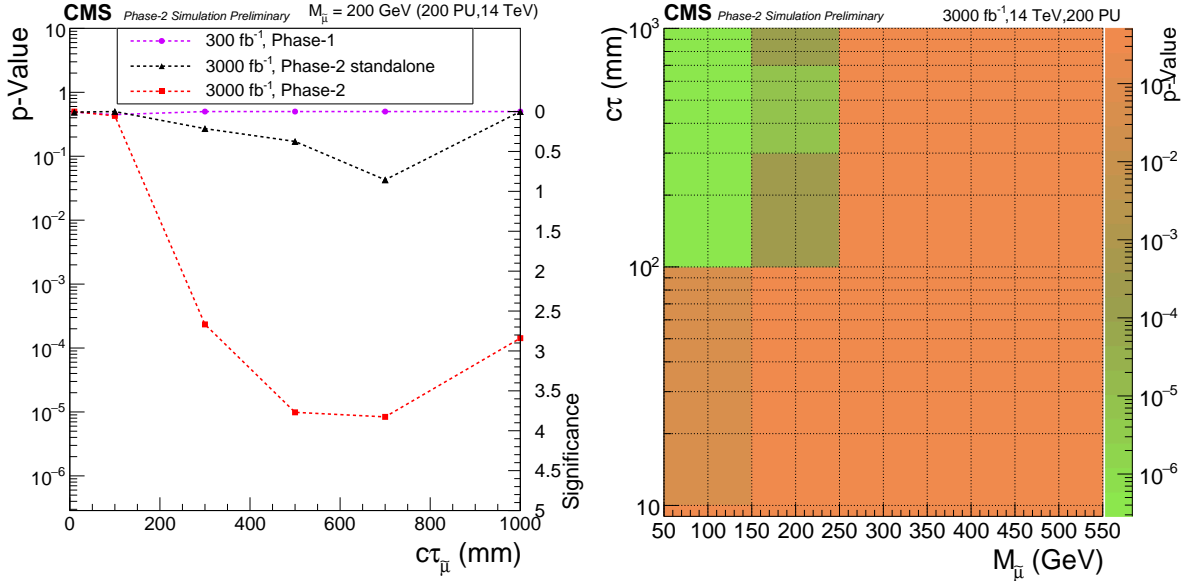


Fig. 4.2.4: Left: discovery significance and p-value for a fixed smuon mass of $M_{\tilde{\mu}} = 200$ GeV. The displaced significance is compared to the algorithm with a beamspot constraint (“Phase-2 standalone”). Right: discovery sensitivity in the 2D parameter space of mass and decay length.

lifetimes. In such scenarios the smuon may decay after $\mathcal{O}(1\text{m})$ or more such that the only detectable hits are in the muon system. Consequently the analysis uses a dedicated reconstruction algorithm for stand-alone muons (DSA) without a constraint on the vertex position.

It is both challenging to trigger and to reconstruct displaced muons, especially if the displacements are large. Triggers and reconstruction algorithms, generally including the primary vertex position, will not be very efficient in reconstructing tracks with large impact parameters. If the particle is sufficiently boosted, the transverse impact parameter is small(er) but the decay may occur well outside the tracker volume. In both cases, the stand-alone capabilities of the muon system constitute the only possibility for detection.

The main background for this search comes from multi-jet production (QCD), $t\bar{t}$ production, and Z/DY events if large impact parameters are (mis)reconstructed. Cosmic ray muons have been studied in Run-2 and are independent of the instantaneous luminosity. In the barrel they are efficiently rejected by the timing of the hits in the upper leg. Cosmic ray muons do not originate at the vertex and therefore pass the upper barrel sectors in reverse direction from outside in. The fraction of cosmic ray muons in the endcaps is negligible. Given the very low cross section of the signal process, it is essential to reduce the background efficiently. The best background discriminator is the impact parameter significance $d_0/\sigma(d_0) \geq 10$. The muons should move in roughly opposite directions and MET should be larger than 50 GeV to account for the two gravitinos. After this selection the signal efficiency is about 4-5% for $c\tau = 1000$ mm, nearly independent of the smuon mass, and $10^{-5} - 10^{-4}$ for QCD, $t\bar{t}$, and DY backgrounds.

Figure 4.2.3 shows expected exclusion limits for the gauge-mediated SUSY breaking model with the smuon being a (co-)NLSP for the predicted cross section as well as for a factor 100 larger cross section. The exclusion limits are shown as functions of smuon mass in Fig. 4.2.3 (middle) and decay length in Fig. 4.2.3 (right). The sensitivity also depends on $c\tau$ because shorter decay lengths shift the signal closer to the background. The expected exclusion limit is around 200 GeV for $c\tau = 1000$ mm with 3 ab^{-1} . For the same mass, a discovery sensitivity of 3σ significance can be reached, as shown in Fig. 4.2.4. This also illustrates the importance of the lepton trigger thresholds to be kept at a few

$m_{\tilde{\chi}_1^0}$ (GeV/c ²)	$c\tau_{\tilde{\chi}_1^0}$ (mm)	Acceptance (%)	Total (%)	Background yield (1.7 fb ⁻¹)
20	3	28.0	0.27	2
	15	28.1	0.30	1
	30	27.8	0.24	3
30	3	28.7	0.78	4
	15	28.4	1.21	4
	30	28.7	0.75	2
50	15	31.5	2.33	2
	30	31.7	1.58	1
60	10	35.2	1.38	1
	50	35.5	2.84	2
	100	35.2	2.63	3

Table 4.2.1: Examples of the acceptance and total efficiencies assumed to detect a $\tilde{\chi}_1^0$ decaying semileptonically at a pp collision energy of $\sqrt{s} = 13$ TeV at the LHCb detector. Reference background yields at an integrated luminosity of 1.7 fb^{-1} are also presented. Differences in these yields are due to the effect of a multivariate classifier which is trained differently for each mass-lifetime case.

times 10 GeV, even in the environment of 200 pileup interactions. Figure 4.2.4 also shows the discovery sensitivity in the 2-dimensional parameter space of smuon mass and decay length.

4.2.3 LLPs decaying into muons and jets at the HL-LHC

Contributors: A. Bay, X. Cid Vidal, E. Michielin, L. Sestini and C. Vázquez Sierra, LHCb

The LHCb experiment has proved to be highly competent with regard to direct searches for LLPs, being able to complement ATLAS and CMS in certain parameter space regions [334]. In this section, we provide prospects in the search for R-Parity Violating (RPV) supersymmetric neutralinos decaying semileptonically into a high- p_T muon and two jets. The results are taken from Ref. [335] which extrapolates the analysis in Ref. [336]. The neutralinos are assumed to be produced through an exotic decay of the SM Higgs boson. Prospects are shown for the expected datasets after both planned LHCb Upgrade I and Upgrade II (Run 3–4 and Run 5 onwards, respectively).

The trigger efficiency for this analysis is conservatively assumed to remain unchanged with respect to the published result. However, assuming a 100% efficient first level trigger, after the removal of the hardware trigger level in Run 3, the overall trigger efficiency could improve by a factor of 2 – 3. Regarding pile-up effects, a moderate penalty factor is applied to account for the increased pile-up expected in Runs 3-5 at LHCb. In order to expand the projections, the results are interpolated for different masses and lifetimes that are not considered in simulation. The interpolation is linear and two-dimensional.

The results are obtained from a preliminary, unoptimised analysis of a subset of data collected for pp collisions at c.o.m. energy of 13 TeV. To account for a possible deterioration in the background rejection due to multiple primary interactions at high luminosity, a penalty factor of two has been applied to the background yield. The signal efficiency is obtained from the full simulation of the Higgs boson produced via gluon-gluon fusion at 13 TeV. As explained, no other change in the signal and background efficiencies due to the upgrade of the detector is considered. The difference between 13 and 14 TeV energies is assumed to be negligible. Some examples of the efficiencies and background yields assumed for these calculations can be found in Table 4.2.1.

With the updated signal and background yields, the sensitivity projections are computed. The upper limits on the branching fraction of the Higgs boson decay to a pair of neutralinos are calculated for different assumptions of neutralino masses and lifetimes and for different values of integrated luminosity. The Higgs boson production cross section is assumed to be that of the SM [337]. The actual limit is

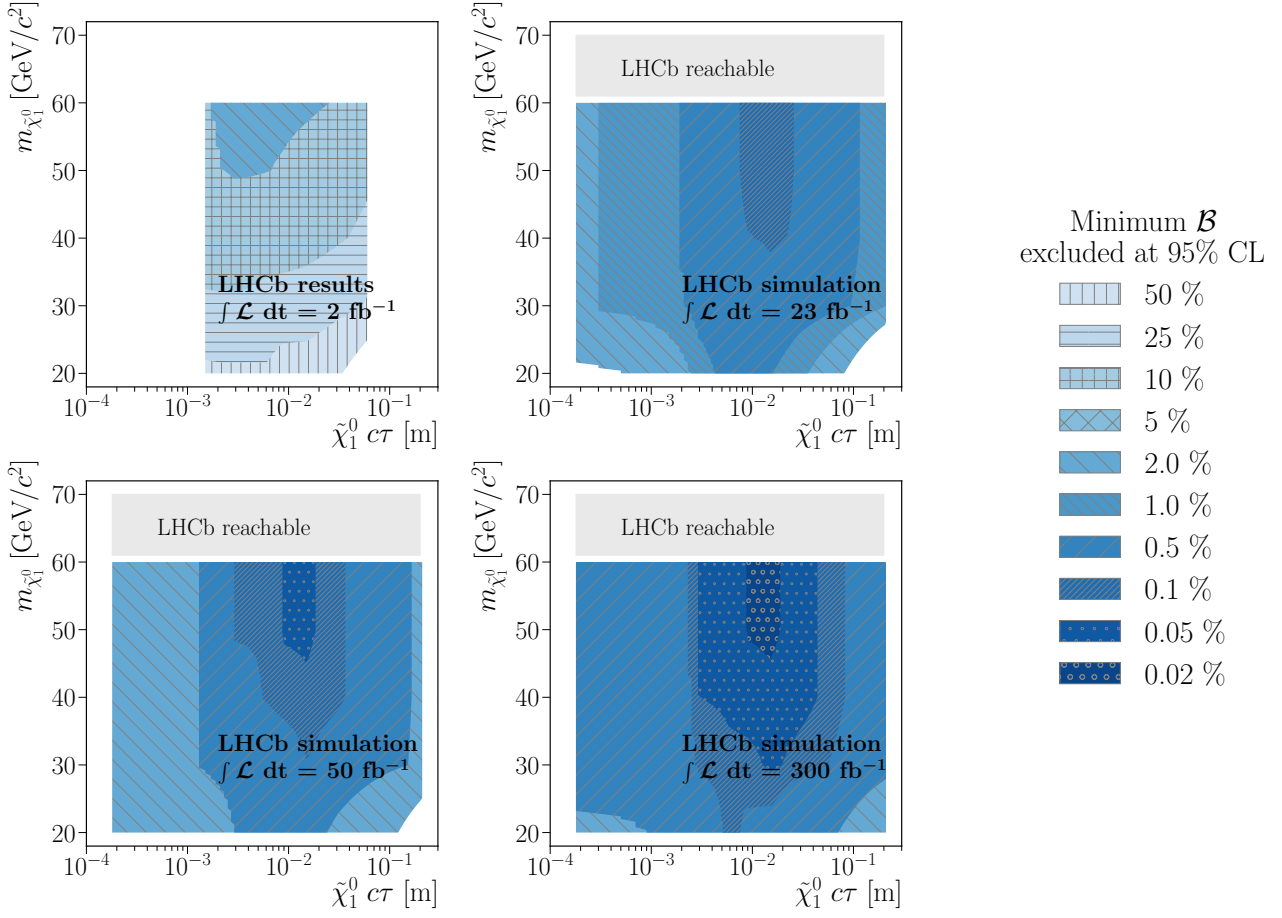


Fig. 4.2.5: Projected sensitivities of the search for RPV supersymmetric neutralinos decaying semileptonically and produced through a Higgs boson exotic decay. The results are extrapolated from Run 1 results (top left), for luminosities of 23 fb $^{-1}$ (top right), 50 fb $^{-1}$ (bottom left) and 300 fb $^{-1}$ (bottom right). The results are presented in terms of the excluded parameter space of the neutralinos for different upper limits at 95% C.L. on the branching fractions of the Higgs boson decay.

computed by comparing the 14 TeV efficiencies and background yields to Run 1, and by extrapolating the results published in Ref. [336]. The systematic uncertainties, which are sub-dominant for this result in the published analysis, are assumed to be the same as those in Run 1.

The results are shown in Fig. 4.2.5, for different integrated luminosities. These plots display the RPV neutralino mass and lifetime ranges excluded at 95% C.L. . The ranges are shown for different assumed integrated luminosities and branching fractions of the Higgs boson decay to a pair of RPV neutralinos. The region for which the mass of the neutralino is above 60 GeV is not shown in these projections, since no simulation was available. It is worth to notice that the lifetime range covered ($0.2 < c\tau < 200$ mm) is constrained by the physical length of the VELO detector, since the LLP is required to decay within the VELO region in order to be able to reconstruct it. For the HL-LHC, most of the LHCb accessible neutralino phase space can be excluded for a branching fraction of the $H \rightarrow \tilde{\chi}_1^0 \tilde{\chi}_1^0$ decay larger than 0.5%.

$c\tau_{\pi_v}$ (mm)	Efficiency (%)	m_{π_v} GeV/c ²			
		25	35	43	50
3	Acceptance	26.8	21.2	17.4	14.6
	Total	0.9	1.7	1.5	1.1
30	Acceptance	16.1	15.1	13.7	12.3
	Total	0.2	0.4	0.4	0.3

Table 4.2.2: Examples of the acceptance and total efficiencies assumed to detect a π_v particle decaying to a pair of jets at a pp collision energy $\sqrt{s} = 14$ TeV at the LHCb detector. The main inefficiencies arise from the requirements to have π_v particle in the VELO and to have the decay products in the LHCb acceptance and from the reconstruction of the secondary vertex.

R_{xy} (mm)	0.4-1	1-1.5	1.5-2	2-3	3-5	5-50
Background yield (23 fb ⁻¹)	1.1×10^5	5.4×10^5	3.3×10^5	9.8×10^5	2.1×10^6	3.3×10^5

Table 4.2.3: Background yields assumed for the HV pion analysis at an integrated luminosity of 23 fb⁻¹. The yields are divided in bins of $R_{xy} = \sqrt{x^2 + y^2}$, where x, y are the coordinates of the π_v particle decay vertex position.

4.2.4 LLPs decaying into dijets at the HL-LHC

Contributors: X. Cid Vidal, E. Michielin, L. Sestini and C. Vázquez Sierra, LHCb

In this section, prospects are obtained for Hidden Valley (HV) [338, 339] pions (π_v) decaying hadronically into a pair of jets at LHCb. The π_v , which can be long-lived, are assumed to be produced through an exotic decay of the SM Higgs boson. The prospects in this chapter are taken from Ref. [335], whose analysis is based on a projection of the results published in Ref. [340].

The simulation of the HV pions through the Higgs portal is fully specified by the mass and the lifetime of the π_v particles, allowed to decay exclusively as $\pi_v \rightarrow b\bar{b}$ since this decay mode is generally preferred in this model.

The assumptions made concerning signal efficiencies and background yields are similar to those discussed in Section 4.2.3. However, in this case, no penalty for the pile-up is applied. Signal and background yields are obtained taking into account the increase of cross sections (from $\sqrt{s} = 8$ TeV to $\sqrt{s} = 14$ TeV) and of the integrated luminosities. The scaling of the signal includes both the increase in the cross section of the Higgs boson production and that of the amount of signal falling in the acceptance of the LHCb detector. As an example, Table 4.2.2 shows some of the acceptance and total efficiencies assumed for this extrapolation for different masses and lifetimes of the HV pion. The background is scaled by a factor obtained using simulated $b\bar{b}$ events, which are expected to be the dominant contribution. The assumed yields, extrapolated from Ref. [340], can be found in Table 4.2.3 for an integrated luminosity of 23 fb⁻¹. Following the same reference, the yields are divided in bins of the radial coordinate of the HV pion decay vertex position.

With the updated backgrounds and expected signal yields, the CL_S method [91] is used to compute the expected upper limits for different assumptions in the integrated luminosity and of the Higgs decay branching fraction. The Higgs boson production cross section is assumed to be that of the SM [337]. The systematic uncertainties, which are not dominant for the computation of these limits in the published analysis, are considered to be the same as in Run 1, and added as a correction factor to the limits obtained using just statistical uncertainties. With all these assumptions, the HV pion masses and lifetimes excluded at 95% CL are obtained. The results are shown in Fig. 4.2.6. The plots display, for different assumed integrated luminosities and branching fractions of the Higgs boson decay to a pair of HV pions, the ranges excluded at 95% CL. These ranges are shown as a function of the HV pion mass and lifetime. As in Section 4.2.3, the lifetime range covered is constrained by the physical length of the VELO detector.

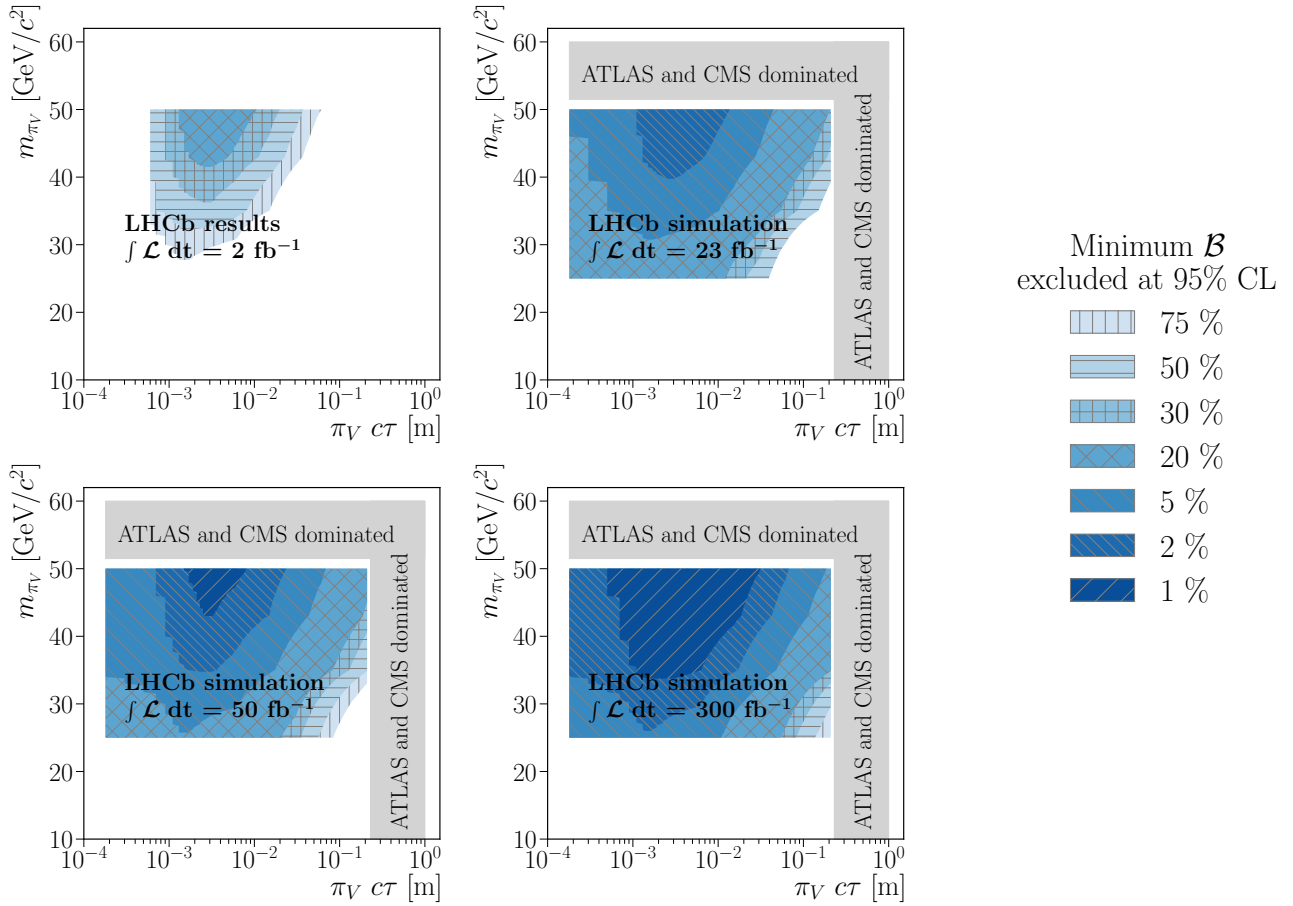


Fig. 4.2.6: Projected sensitivities of the search for HV pions decaying hadronically and produced through a Higgs boson exotic decay. The results are extrapolated from Run 1 results (top left), for luminosities of 23 fb^{-1} (top right), 50 fb^{-1} (bottom left) and 300 fb^{-1} (bottom right). The results are presented in terms of the excluded parameter space of the HV pions for different upper limits at 95% C.L. on the branching fractions of the Higgs boson decay.

LHCb expects to exclude the existence of π_V with masses between 35 and $50 \text{ GeV}/c^2$ and lifetimes in the $c\tau$ range 0.1 – 1 cm, pair-produced through the decay of the Higgs boson, for branching fractions of such decay above 1% . The mass region below $\sim 25 \text{ GeV}/c^2$ is expected to be accessible studying the substructure of merged jets [341].

4.3 Heavy Stable Charged Particles at HL-LHC

Several extensions of the SM predict the existence of new heavy particles with long lifetimes. If their lifetime exceeds a few nanoseconds, such particles can travel through the majority of the detector before decaying and therefore appear as stable. In the following, two dedicated studies performed using the upgraded CMS detector at the HL-LHC are presented for particles with non-zero electric charge and for particles with anomalously high energy loss through ionization in the silicon sensors. Emphasis is given to detector requirements necessary to perform such specialised searches.

4.3.1 Heavy stable charged particle search with time of flight measurements

Contributors: C. Carrillo, J. Goh, M. Gouzevitch, G. Ramirez Sanchez, CMS

In this section, we consider particles with non-zero electric charge which are referred to as heavy

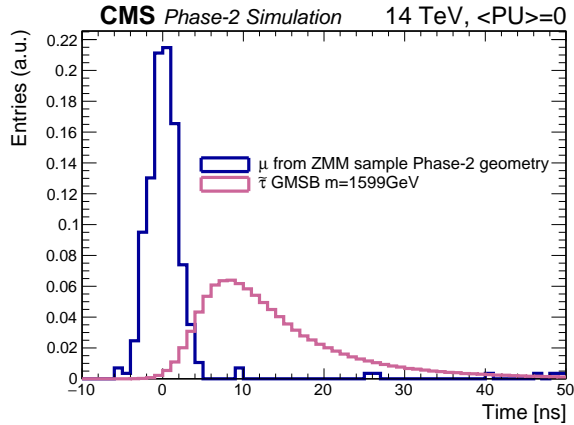


Fig. 4.3.1: Example of an RPC hit time measurement distribution for muons from the SM process $Z \rightarrow \mu\mu$ in comparison to events from semi-stable staus with a mass of about 1600 GeV, produced in $pp \rightarrow \tilde{\tau}\tilde{\tau}$ processes. The relativistic muons pass through the detector at the speed of light, hence their time of arrival is centred around zero. Decay products from the slowly moving staus arrive much later, for the given mass on average by 10 ns.

stable charged particles (HSCPs). We concentrate on the performance in terms of specific HSCP parameters in a model-independent way rather than providing an interpretation in a dedicated model. Given the wide range of new models, it is important to stay sensitive to a wide range of unusual signatures such as very slowly moving particles. The results presented here are from the CMS Collaboration based on Ref. [333].

HSCPs will leave a direct signal in the tracker and muon systems of CMS and can be reconstructed similarly to muons. Depending on their mass, HSCPs can potentially move much more slowly than muons, which are typically traveling nearly at the speed of light ($\beta \approx 1$). Therefore, HSCPs can be identified using their time-of-flight (TOF) from the centre of CMS to the muon systems. This is illustrated in Fig. 4.3.1 for a slowly moving HSCP in comparison to relativistic muons, here from the decay of Z bosons. The latter are centred around zero time with respect to their uniquely identified bunch crossing. This study builds on the improvements from the upgrade of the RPC link boards in the CMS muon barrel and endcaps [333]. While the time resolution of the present RPC system is around 25 ns, the upgraded link board systems are expected to reach resolutions near 1 ns for the entire RPC system. This upgrade enables new analysis strategies at both the trigger and offline levels.

An HSCP trajectory is reconstructed as a slowly moving muon introducing the parameter β quantifying the (non)-relativistic velocity of the particle. The velocity may be computed by measuring the time of flight in the muon detectors at large distances from the collision point. Particles moving slowly through the muon systems leave hits with a linear pattern in hit-position versus time. The hits can be spread across several bunch crossings. Therefore, muon detectors with precise timing can provide important information for the HSCP signal searches.

Figure 4.3.2 (left) shows the achievable mass resolution for a supersymmetric $\tilde{\tau}$ lepton of 1.6 TeV-mass. The resolution for the HSCP mass obtained for Phase-2 at the trigger level is comparable to that realised in Run 2 studies based on offline time-of-flight information from other muon detectors in CMS. The information provided by the RPC trigger can be used as an independent cross check of the reconstructed mass. Figure 4.3.2 (right) illustrates the expected reconstruction efficiency as a function of η and β . For $|\eta| < 1.5$, an efficiency of up to 90% can be reached for values of $\beta > 0.25$. In Run 2, the trigger is highly efficient between $0.6 < \beta < 1$, but only about 20% efficient for $\beta < 0.5$ [342,343]. The large gain in efficiency for very slowly moving particles in Phase-2 enabled by the upgrade of the RPC trigger can be exploited in a model independent HSCP search.

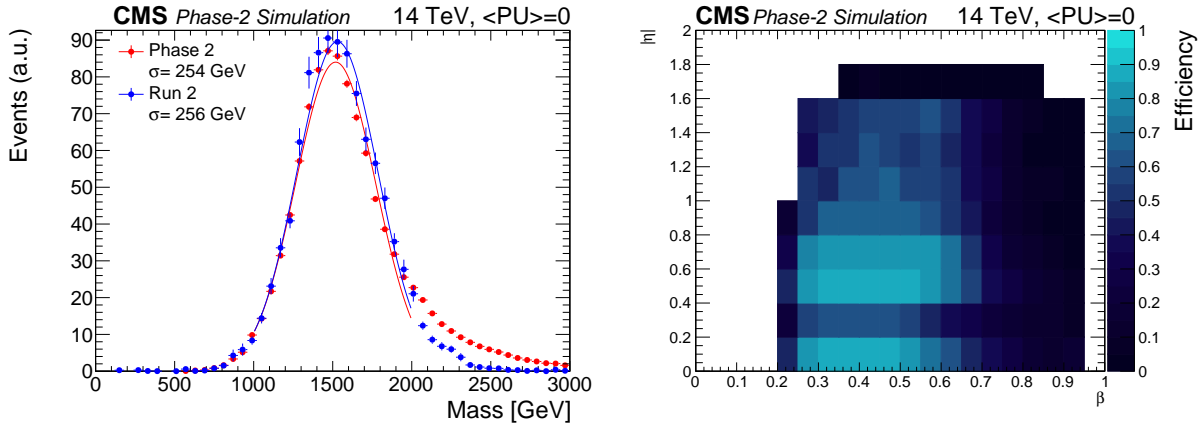


Fig. 4.3.2: Left: comparison of the mass resolution for a 1.6 TeV stau. In Run 2 the plotted resolution can only be achieved offline, while the upgraded RPC link-boards in Phase-2 provide a similar mass resolution already at the trigger level. Right: reconstruction efficiency for HSCP as a function of β and η given by the colour code of the z-axis. With the Phase-2 upgrade, events with $\beta < 0.5$ can be triggered with nearly 90% efficiency for $|\eta| < 0.8$.

4.3.2 Heavy stable charged particle search with energy loss

Contributors: J. Pazzini, J. Zobec, CMS

It may happen that the only signs of new physics are rather exotic signatures that cannot be detected with conventional analyses. An example for such a signature is the production of heavy stable charged particles with long lifetimes that move slowly through the detector, heavily ionizing the sensor material as they pass through. The supersymmetric particles stau ($\tilde{\tau}$) and gluino (\tilde{g}) are possible examples. Often, the cross section for such processes is expected to be very small and hence the HL-LHC provides a good environment for searching for such particles. Depending on their mass and charge, we can expect anomalously high energy loss through ionization (dE/dx) in the silicon sensors with respect to the typical energy loss for SM particles (≈ 3 MeV/cm for minimum ionizing particles (MIPs) with 10–1000 GeV momentum).

The present strip tracker in the CMS detector features analogue readout, and the pixel detector featured analogue readout at Phase-0 and features digital readout at Phase-1, allowing for excellent dE/dx measurements. The Phase-2 CMS Inner Tracker will continue providing dE/dx measurements, enabled by its Time over Threshold readout, while the Outer Tracker cannot provide such information, given that the readout is binary [344]. To increase the sensitivity for signatures with anomalously high ionization loss, a second, programmable, threshold has been implemented in the readout electronics of some modules of the Outer Tracker, and a dedicated readout bit signals if a hit is above this second threshold [344]. Searches for heavy stable (or quasistable) charged particles (HSCPs) can thus be performed by measuring the energy loss in the Inner Tracker and by discriminating HSCPs from minimum ionizing particles based on the ‘‘HIP flag’’ in the Outer Tracker. A threshold corresponding to the charge of 1.4 MIPs is used in the simulation, and the gain in sensitivity obtained by using the HIP flag is studied [344].

An estimator of the degree of compatibility of the track with the MIP hypothesis is defined to separate candidate HSCPs from tracks from SM background sources. The high resolution dE/dx measurements provided by the Inner Tracker modules are used for the computation of the dE/dx discriminator. In Fig. 4.3.3 (left) the distribution of dE/dx versus track momentum (p) for high momentum tracks ($p_T > 55$ GeV) selected in background events and candidate signal particles is shown. Two HSCP signals, pair produced $\tilde{\tau}$ s with a mass of 871 GeV and a gluino with a mass of 1400 GeV, are compared to tracks from SM processes. In Fig. 4.3.3 (right) the distribution of the number of high threshold clusters with HIP flag per track is shown for the HSCP signals (gluinos and $\tilde{\tau}$ s) compared to signal-like highly

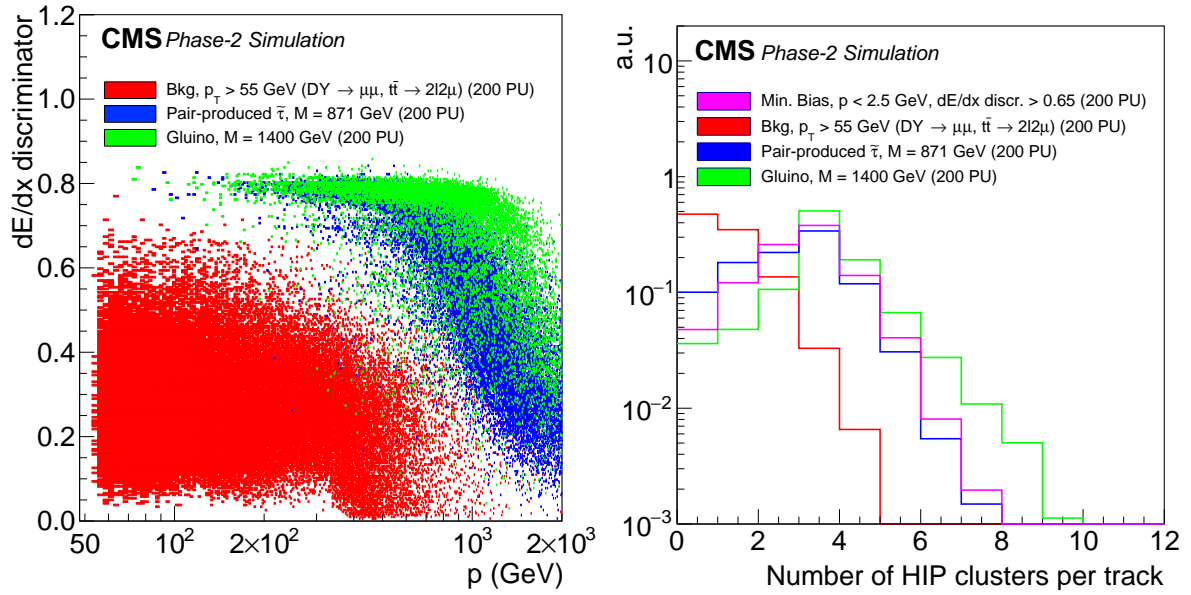


Fig. 4.3.3: Left: distribution of the dE/dx discriminator versus track momentum (p) for tracks with high momentum ($p_T > 55$ GeV) in background events (red) and candidate signal particles. Pair produced $\tilde{\tau}$ s with a mass of 871 GeV (blue), and a gluino with a mass of 1400 GeV (green), are shown. Right: the distribution of the number of high threshold clusters with HIP flag per track for the HSCP signals, gluinos (green) and $\tilde{\tau}$ s (blue), highly ionizing and low-momentum protons and kaons (magenta), and tracks with high momentum ($p_T > 55$ GeV) in background events (red).

ionizing and low-momentum protons and kaons in simulated minimum bias samples and to tracks with high momentum ($p_T > 55$ GeV) in simulated background events. The tracks in background events have a low number of high threshold clusters with HIP flag compared to those observed for tracks in HSCP signal events and slow moving protons and kaons in minimum bias events.

Figure 4.3.4 shows the performance of the discriminator by evaluating the signal versus background efficiency curves to identify tracks from signal events and reject those originating from backgrounds. The performance curves are evaluated for two different strategies for the discriminator: the original dE/dx discriminator, which relies solely on the Inner Tracker modules (“ dE/dx -only”), and a recomputed discriminator which includes the HIP flags from Outer Tracker modules (“ dE/dx +HIP bit”). The signal versus background efficiency performance curves in Fig. 4.3.4 demonstrate that for a background efficiency of 10^{-6} , analogous to the Phase-1 analysis performance, the dE/dx +HIP-based discriminator leads to an expected signal efficiency of 40%, around 4 to 8 times better than the dE/dx -only discriminator. In the dE/dx -only scenario, the efficiency for the HSCP signal is about 8 times smaller than that obtained in Phase-1 [343] and about 64 times the Phase-1 luminosity would be required to reach the Phase-1 sensitivity, making this search almost untenable. The inclusion of the HIP flag for the Outer Tracker restores much of the efficiency, so that the same sensitivity as in Phase-1 will be realised with about four times the luminosity of Phase-1. The Phase-1 sensitivity will be surpassed with the full expected integrated luminosity of the HL-LHC. This study demonstrates the critical impact of the HIP flag in restoring the sensitivity of the CMS tracker for searches for highly ionizing particles.

4.4 Additional examples of specialised techniques for LLP at HL-LHC

Two examples of specialised techniques relevant for LLPs are presented in this section. First, CMS illustrates the importance of precise timing detectors providing efficient measure the time of flight of LLPs between primary and secondary vertices. Second, ATLAS shows how jets arising from neutral LLPs

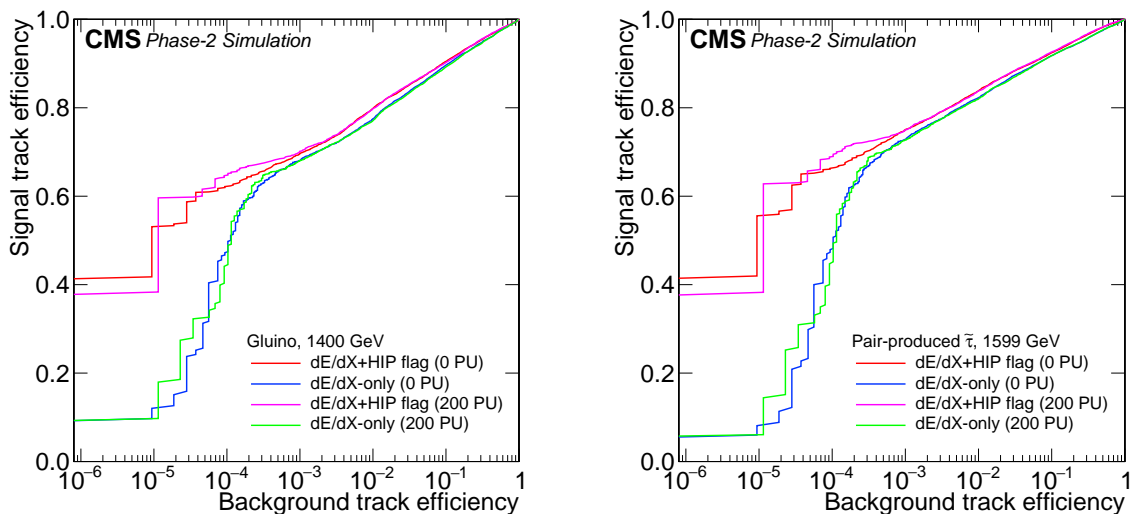


Fig. 4.3.4: Performance of the dE/dx discriminator for selecting pair produced $\tilde{\tau}$ s (left) and gluinos (right) in events with 0 PU and 200 PU. The signal versus background efficiency performance curves for a discriminator making use of both the pixel information and the Outer Tracker HIP flag (red and magenta) demonstrate a better performance compared to a discriminator trained to exploit only the dE/dx information from the pixel modules (blue and green), for a background rejection of 10^{-6} .

decaying within the hadronic calorimeter can be characterised to efficiently reduce pile-up dependencies and therefore improve the sensitivity to new physics of this kind.

4.4.1 Fast timing signatures for long-lived particles

Contributors: D. del Re, A. Ledovskoy, C. Rogan, L. Soffi, CMS

A precision MIP timing detector (MTD) allows one to assign timing for each reconstructed vertex and to measure the time of flight of LLPs between primary and secondary vertices. This section presents studies from the CMS Collaboration from Ref. [345] exploring the potential of such techniques at the HL-LHC.

Using the measured displacement between primary and secondary vertices in space and time, the velocity of LLPs in the lab frame $\vec{\beta}_P^{LAB}$ (and γ_P) can be calculated. In such scenarios, the LLP can decay to fully-visible or partially-invisible systems. Using the measured energy and momentum of the visible portion of the decay, E_V^{LAB} and \vec{P}_V^{LAB} , one can calculate its energy in the LLP rest frame as

$$E_V^P = \gamma_P \left(E_V^{LAB} - \vec{P}_V^{LAB} \cdot \vec{\beta}_V^{LAB} \right) = \frac{m_P^2 - m_I^2 + m_V^2}{2m_P}, \quad (4.4.1)$$

where m_P , m_V , and m_I are the masses of the LLP, the visible and the invisible systems, respectively. Assuming the mass of the invisible system is known, the subsequent mass of the LLP can be reconstructed as

$$m_P = E_V^P + \sqrt{E_V^{P2} + m_I^2 - m_V^2}. \quad (4.4.2)$$

The reconstruction of the decay vertex for neutral LLPs decaying to visible or partially-invisible decay products is enabled, thus offering unprecedented sensitivity in these searches at the LHC. The benefits of precision timing on such LLP searches is illustrated in two representative SUSY examples.

The first example is a gauge mediated SUSY breaking (GMSB) scenario where the $\tilde{\chi}_1^0$ couples to the gravitino \tilde{G} via higher-dimension operators sensitive to the SUSY breaking scale. In such scenarios,

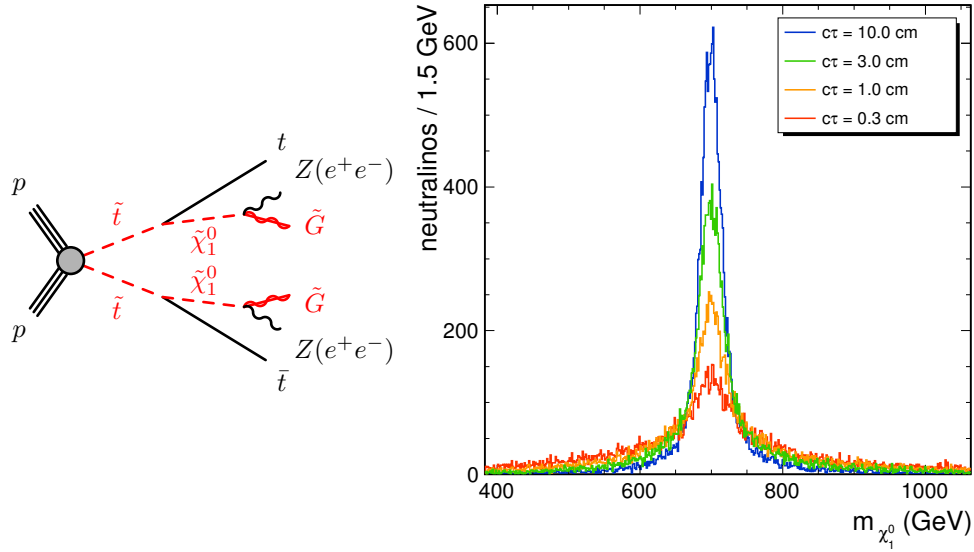


Fig. 4.4.1: Diagram for top-squark pair production and decay (left) and reconstructed mass of the $\tilde{\chi}_1^0$ (right) for decays with $M(\tilde{t}) = 1000$ GeV and $M(\tilde{\chi}_1^0) = 700$ GeV. Mass distributions are shown for various values of $c\tau$ of $\tilde{\chi}_1^0$.

the $\tilde{\chi}_1^0$ may have a long lifetime [346]. It is produced in top-squark pair production with $\tilde{t} \rightarrow t + \tilde{\chi}_1^0$, $\tilde{\chi}_1^0 \rightarrow Z + \tilde{G}$, and $Z \rightarrow e^+e^-$. The decay diagram is shown in Fig. 4.4.1 (left).

Events were generated with PYTHIA8 [68]. The masses of the top-squark and neutralino were set to 1000 GeV and 700 GeV, respectively. Generator-level quantities were smeared according to the expected experimental resolutions. A position resolution of $12 \mu\text{m}$ in each of three directions was assumed for the primary vertex [347]. The secondary vertex position for the e^+e^- pair was reconstructed assuming $30 \mu\text{m}$ track resolution in the transverse direction [347]. The momentum resolution for electrons was assumed to be 2%. And finally, the time resolution of a charged track at the vertex was assumed to be 30 ps.

The mass of the LLP was reconstructed with Eq.s (4.4.1) and (4.4.2) assuming the gravitino is massless by setting $m_{\tilde{G}} = 0$. Figure 4.4.1 (right) shows the distribution of the reconstructed mass of the neutralino for various $c\tau$ values of the LLP. The fraction of events with a separation between primary and secondary vertices of more than 3σ in both space and time as a function of MTD resolution is shown in Fig. 4.4.2 (left). The mass resolution, defined as half of the shortest mass interval that contains 68% of events with 3σ displacement, as a function of MTD resolution is shown in Fig. 4.4.2 (right)

The second SUSY example is a GMSB benchmark scenario [338] where the lightest neutralino ($\tilde{\chi}_1^0$) is the next-to-lightest supersymmetric particle, and can be long-lived and decay to a photon and a gravitino (\tilde{G}), which is the LSP. Figure 4.4.3(left) shows a diagram of a possible gluino pair-production process that results in a diphoton final state.

For a long-lived neutralino, the photon from the $\tilde{\chi}_1^0 \rightarrow \tilde{G} + \gamma$ decay is produced at the $\tilde{\chi}_1^0$ decay vertex, at some distance from the beam line, and reaches the detector at a later time than the prompt, relativistic particles produced at the interaction point. The time of arrival of the photon at the detector can be used to discriminate signal from background. The time of flight of the photon inside the detector is the sum of the time of flight of the neutralino before its decay and the time of flight of the photon itself until it reaches the detector. Since the neutralino is a massive particle, the latter is clearly negligible with respect to the former. It becomes clear in this sense that in order to be sensitive to short neutralino lifetimes ($\mathcal{O}(\text{cm})$), the measurement of the photon time of flight is a crucial ingredient of the analysis. The excellent resolution of the MTD detector ($\mathcal{O}(30\text{ps})$) can therefore be exploited to determine with

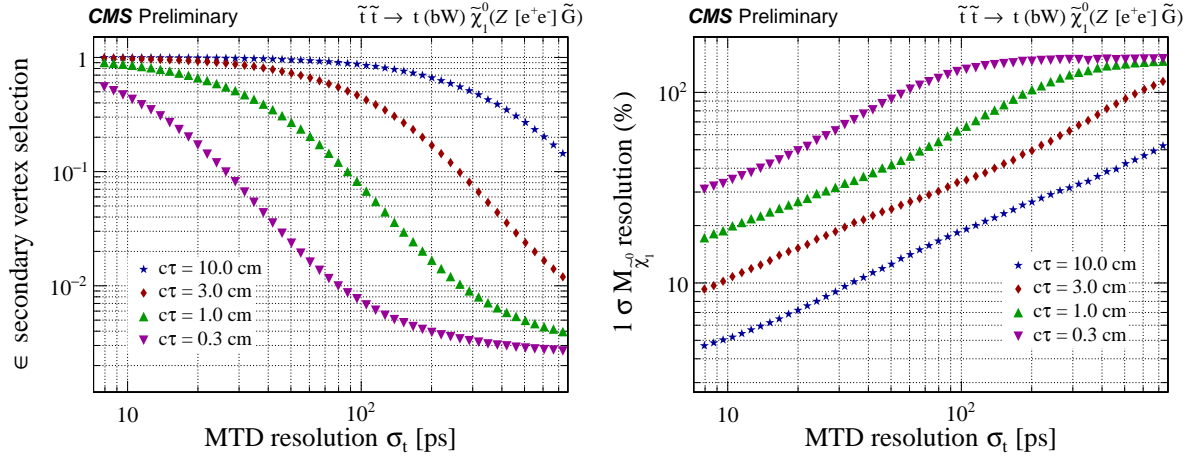


Fig. 4.4.2: Efficiency (left) and mass resolution (right) as a function of timing resolution of MTD for reconstruction of $\tilde{\chi}_1^0$ mass in SUSY GMSB example of $\tilde{\chi}_1^0 \rightarrow \tilde{G} + e^+e^-$ with $M(\tilde{\chi}_1^0) = 700$ GeV considering events with separation of primary and secondary vertices more than 3σ in both space and time.

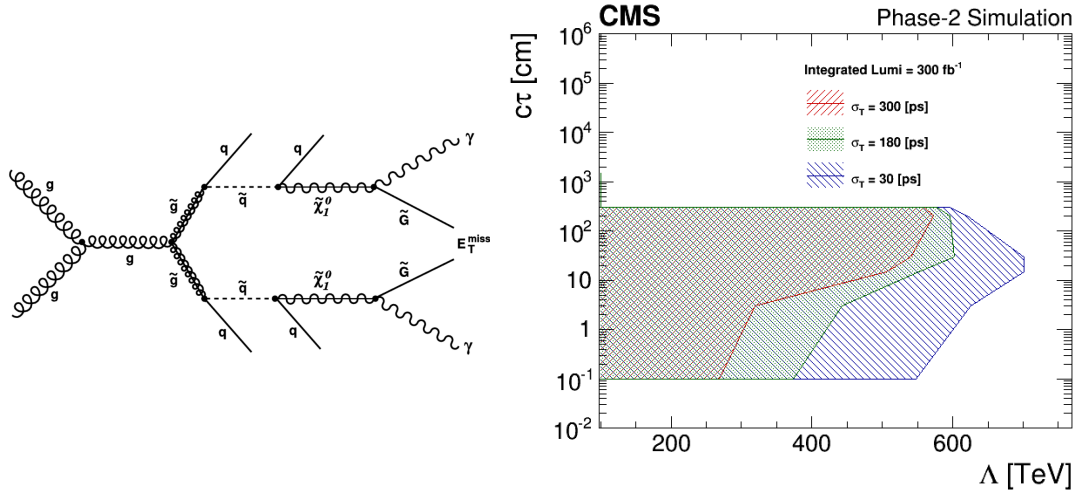


Fig. 4.4.3: Left: diagram for SUSY process that results in a diphoton final state through gluino production at the LHC. Right: sensitivity to GMSB $\tilde{\chi}_1^0 \rightarrow \tilde{G} + \gamma$ signals expressed in terms of neutralino lifetimes and masses assuming a timing detector with different values of resolution and an integrated luminosity of 300 fb^{-1} .

high accuracy the time of flight of the neutralino, and therefore of the photon, also in case of a short lifetime.

A simple analysis has been performed at generator level in order to evaluate the sensitivity of a search for displaced photons at CMS in the scenario where a 30 ps timing resolution is available from the MTD. Events were generated with PYTHIA8. The values of the Λ scale parameter were considered in the range 100-500 TeV, and the neutralino lifetimes ($c\tau$) explored in the range 0.1-300 cm. After requiring the neutralino decaying within the CMS ECAL acceptance and the photon energy being above a “trigger-like” threshold, the generator-level photon time of flight was smeared according to the expected experimental resolutions. A cut at photon time greater than 3σ of the considered time resolution is applied and the assumption of background being zero in this “signal region” is made. The signal efficiency of such a requirement is computed and translated, assuming the theoretical cross-sections provided in Ref. [338], in an upper limit at 95% C.L. on the production cross-section of the $\tilde{\chi}_1^0 \rightarrow \tilde{G} + \gamma$ process.

Assuming a timing resolution of the order of 300 ps, (thus requiring photon time greater than 1 ns) close to the Run1 CMS performance [348], the analysis sensitivity in terms of neutralino mass and lifetime is computed and shown in Fig. 4.4.3 (right) for a reference luminosity of 300 fb^{-1} , along with comparisons with improved timing resolution. For the hypothesis of $\sigma_T = 180 \text{ ps}$ a timing cut is applied at 450 ps and for the $\sigma_T = 30 \text{ ps}$ the timing is required to be larger than 100 ps at selection level. As shown in the figure, the increase of the signal efficiency at small lifetime, made possible with the precise MTD, allows to extend the sensitivity region in the explored phase space of short lifetime and large masses of the neutralino.

4.4.2 Jets reconstruction techniques for neutral LLPs

Contributors: S. Pagan Griso, R. Rosten, ATLAS

Traditional methods may fail to reconstruct, or may improperly reconstruct, objects associated with LLP decays. Searches for LLPs that are neutral under the SM gauge group might be targeted exploiting hadronic calorimeters. The techniques developed are described in the following, for more details see Ref. [349].

Jets resulting from neutral LLPs decaying within the hadronic calorimeter have several properties that are uncommon in jets originating at the interaction point. Within the inner detector, they naturally lack associated tracks. They likewise lack associated energy deposits in the electromagnetic calorimeter. Furthermore, the reconstructed jets are narrower than for a similar shower originating at the interaction point (IP) due to large displacement of the decay vertex. These properties, as well as those of the jet's constituents, can be used to discriminate between jets from displaced decays and those originating from the IP. On the other hand, the reconstructed jets are similar to those associated with non-collision backgrounds (NCB). Standard jet cleaning tools tend to reject jets resembling those associated with NCB, which is a primary reason the vast majority of non-LLP-dedicated jet searches will miss this signature, while the searches for an LLP would require a dedicated jet quality selection.

The unusual signature of neutral LLP decays within the hadronic calorimeter encourages the use of dedicated triggers. At Level-1, the narrowness of the jets allows tau-candidates to be used to keep the energy threshold low while avoiding prescaling. In the higher level trigger, the low electromagnetic fraction and lack of pointing tracks can be further used to reject most jets. However, rates due to NCB, particularly beam-induced background (BIB), necessitate the use of a dedicated BIB-removal algorithm to keep rates acceptably low.

At Level-1, these dedicated triggers have benefited from the use of the Level-1 topological triggers. These have allowed for a cut on a rough estimate of the electromagnetic fraction to be applied at Level-1, allowing for the energy threshold to remain lower even as the lowest energy unprescaled Level-1 tau trigger gets pushed to higher and higher thresholds. Keeping this rate down at higher pile-up will be crucial to gathering high-statistics, high-purity samples for offline analysis. The increased longitudinal Level-1 granularity in Phase-II is especially promising for such a trigger. It may allow for a quick assessment of the energy deposited per layer in a jet, which has already been found to be a good discriminator offline for LLP jets.

Pile-up presents challenges for LLP searches at the analysis level as well. Soft energy deposits in the electromagnetic calorimeter in line with energy deposits from a neutral LLP result in jets with a higher than allowed fraction of their energy in the electromagnetic calorimeter. An alternative to using this coarse fraction is to consider the energy deposited per layer.

The model used in the generation of LLP signatures is a simplified hidden-sector toy model with a sector, containing particles neutral under the SM gauge group, weakly coupled to the SM sector. Interactions between sectors may occur via a communicator particle. Due to the weak coupling between sectors, the lifetime of these particles can be long. The process here is one in which a scalar boson, ϕ , which is also the communicator, is produced during the pp collision in ATLAS and decays to a pair of

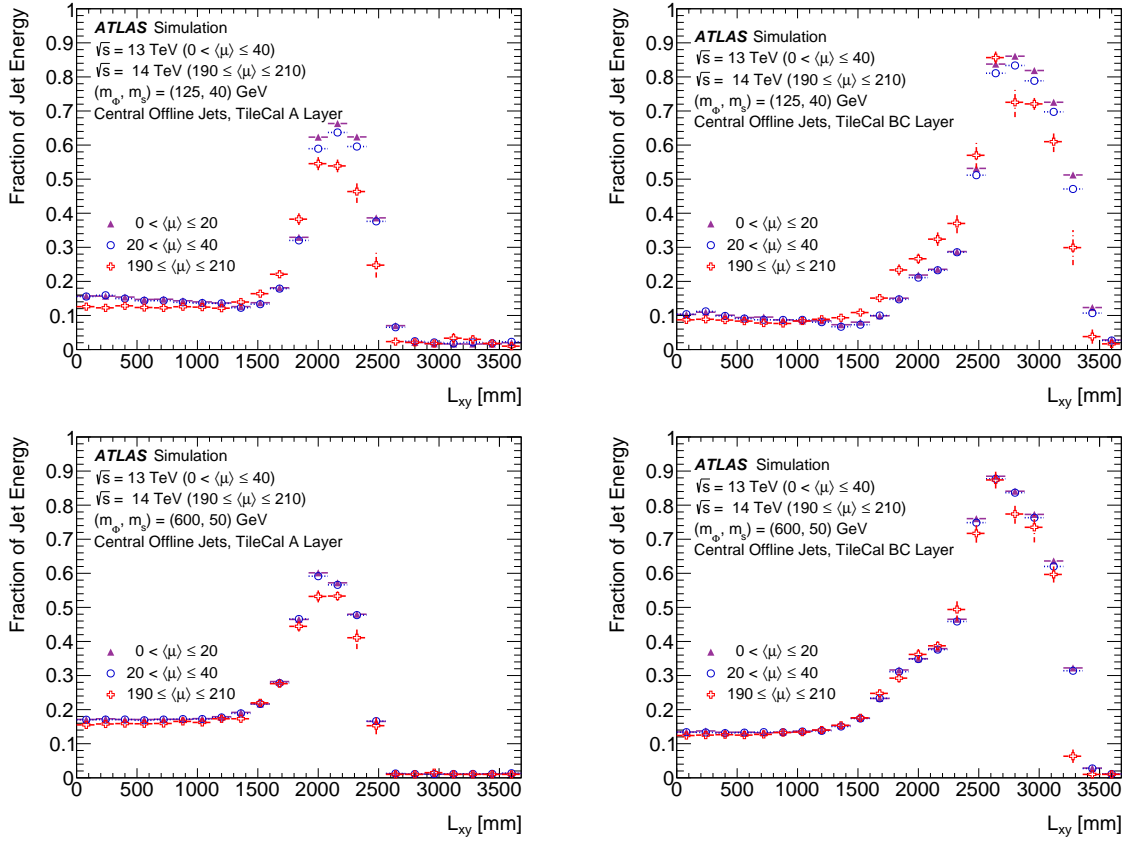


Fig. 4.4.4: Top: fraction of the jet energy deposited in A-layer (left) and BC-layer (right) of the Tile as a function of the transverse decay position of the LLP in events with a 125 GeV Higgs boson decaying to two 25 GeV LLPs. Bottom: same for events with a 600 GeV boson decaying to two 150 GeV LLPs.

hidden sector particles s . Each LLP s , in turn, decays with long lifetimes via the communicator to heavy SM states. Heavy states are preferred due to the Yukawa coupling to the ϕ boson.

Figures 4.4.4 show some examples of the fraction of total jet energy at the EM-scale deposited by the LLPs produced within the $|\eta| < 0.7$ rapidity range in the given layer for different slices of the average μ as a function of the LLP transverse decay position L_{xy} . For lighter pairs of LLPs, s and their parent particle ϕ , the effects of increasing pile-up are small, but possibly not negligible. This may motivate the introduction of multivariate analysis (MVA) technique for identifying jets consistent with displaced LLP decays. Such an MVA can be in the form of a regression that attempts to identify the decay position of the jet-initiation particle. It can be made directly pile-up-aware by including pile-up as one of its training variables. However, as long as the MVA is given the fraction of energy in the electromagnetic calorimeter, where most of the pile-up energy will be deposited, it is expected to be able to distinguish between jets initiated by decays at the same position under different pile-up conditions.

5 High- p_T signatures from flavour

Flavour physics is often considered one of the most sensitive probes of new physics, which, depending on observable and model, can constrain new physics at scales of $1 - 10^5$ TeV. Many of the observables are associated with precision measurements at the intensity frontier. This is well documented in the flavour chapter of this report, Ref. [31]. Any small deviations in precision low energy measurements, could signal the presence of new particles in the TeV scale, whose effect, once integrated out, is to alter precision low energy observables. Thus, in tandem with low energy flavour observables, it is important to identify the high- p_T probes of flavour physics, relating direct tests with the indirect flavour probes.

Similar arguments hold for neutrino physics, where the generation of neutrino masses through the seesaw mechanism may generate a large variety of collider signatures, such as new resonances and cascade decays involving multiple leptons. In this section we first discuss the implication of neutrino mass models involving new heavy gauge bosons and sterile neutrinos, see Section 5.1. We then focus in Section 5.2 on constraints on models of Z' and leptoquarks related to B -decay flavour anomalies, and leptoquarks decaying to top and tau. Finally, in Section 5.3, we present a summary of the implications of these high- p_T prospects on the parameter space of various UV models addressing the aforementioned anomalies. Notice that part of the material included in this section is also contained in the flavour chapter of this report [31].

5.1 Heavy neutrino

The potential Majorana nature of neutrinos as well as the origin of their tiny masses and large mixing angles remain some of the most pressing open issues in particle physics today. Models that address these mysteries, collectively known as Seesaw models, hypothesise the presence of new particles that couple to SM fields via mixing/Yukawa couplings, SM gauge currents, and/or new gauge symmetries. The new predicted particles, often right-handed sterile neutrinos, can explain the generation of neutrino masses via a low-scale seesaw mechanism. Mixing between the active and sterile neutrinos is strongly constrained by precision measurements [350]. At the LHC, searches in purely leptonic final states have started probing masses below m_Z [351]. On the other hand, a plethora of rich physics can be studied in considerable detail at hadron colliders, and greatly complement low energy and oscillation probes of neutrinos [352, 353]. Other complementary and promising searches for the low-scale seesaw neutrinos could be achievable also at future ep colliders studying lepton-flavour violating processes, *e.g.* $e^- p \rightarrow \mu^- W + j$. In this case, the leading production of heavy neutrinos depends on the mixing with the electron flavour, in contrast to production in pp collisions, where it is proportional to the total mixing. This allows us to infer the relative strength of the mixings, especially if a hierarchy is present. For more details, including comparison with ee and pp colliders, see Ref. [354].

In the following, a comprehensive summary of the discovery potential of Seesaw models at hadron colliders with collision energies of $\sqrt{s} = 14$ and 27 TeV is presented in Section 5.1.1. Heavy composite Majorana neutrinos are studied in Section 5.1.2 using same-sign leptons signatures, and using dilepton and jets signatures in Section 5.1.3.

5.1.1 Neutrino mass models at the HL- and HE-LHC

Contributors: T. Han, T. Li, X. Marcano, S. Pascoli, R. Ruiz, C. Weiland

We summarise the discovery potential of seesaw models at hadron colliders with collision energies of $\sqrt{s} = 14$ and 27. In particular, we will discuss models featuring heavy neutrinos, both pseudo-Dirac and Majorana as well as those with new gauge interaction, and models featuring scalar and fermion EW triplets. For a more comprehensive reviews on the sensitivity of colliders to neutrino mass models, see Ref.s [352, 353, 355–357] and references therein.

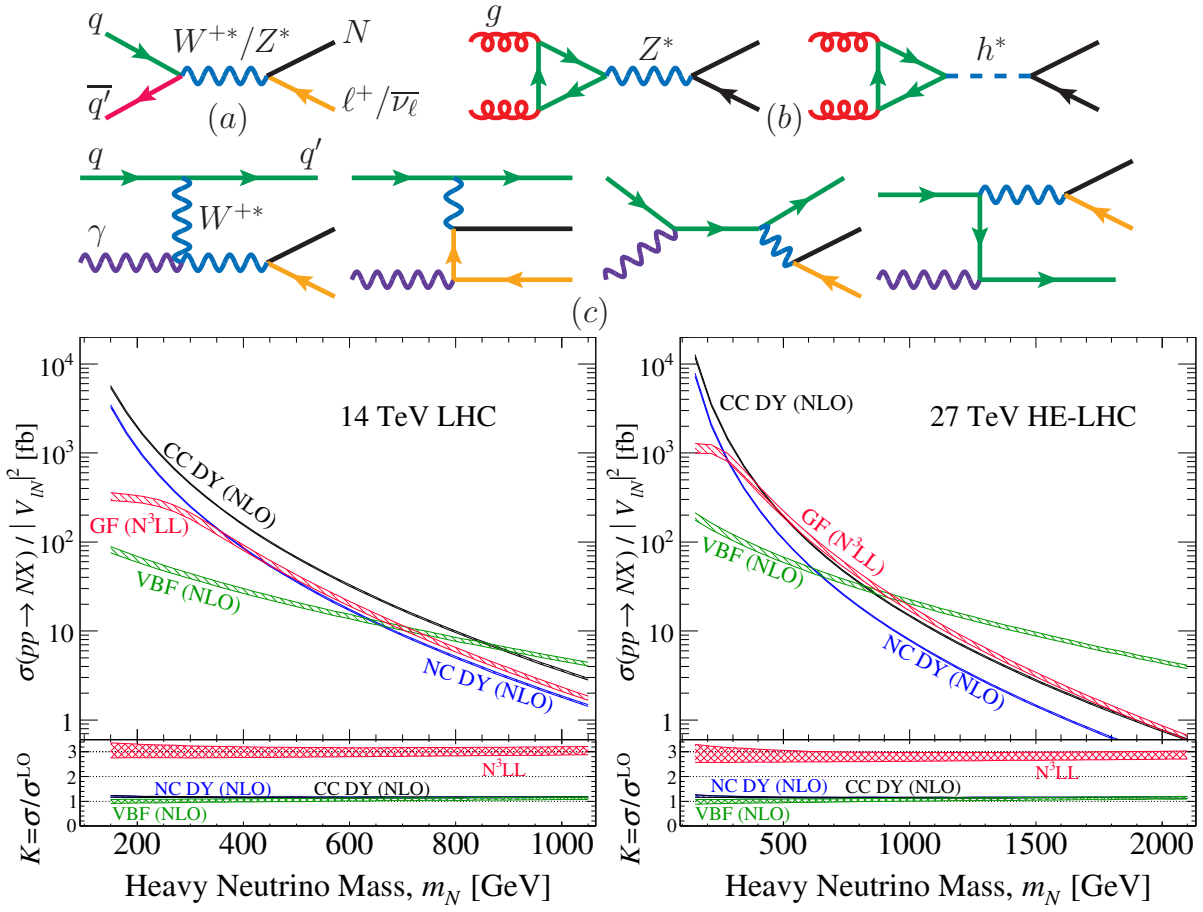


Fig. 5.1.1: Top: Born-level diagrams for heavy neutrino N production via (a) Drell-Yan, (b) gluon fusion, and (c) vector boson fusion; from Ref. [360]. Bottom: production cross sections, divided by active-heavy mixing $|V_{\ell N}|^2$, as a function of the heavy neutrino mass at (L) $\sqrt{s} = 14$ TeV and (R) 27 TeV [360, 361].

The Type I seesaw and Variants Discovery Potential at the HL- and HE-LHC

The Type I seesaw hypothesises the existence of fermionic gauge singlets with a Majorana mass term whose couplings to SM leptons generate light neutrino masses and mixing. In Ref.s [358, 359], it was proved that requiring all three light neutrinos to be massless is equivalent to the conservation of lepton number at all orders in perturbation theory. In other words, for low-scale seesaw models with only fermionic singlets, lepton number has to be nearly conserved and light neutrino masses are proportional to small lepton number violation (LNV) parameters in these models. For high-scale seesaws with only fermionic singlets, light neutrino masses are inversely proportional to large LNV mass scales, and again leads to approximate lepton number conservation at low energies. This in turn leads to the expectation that LNV processes should be suppressed in variants of the type I seesaw unless additional particles, whether they be fermions or scalars charged under the SM gauge couplings or new gauge interactions, are introduced to decouple the light neutrino mass generation from the heavy neutrino production. The updated discovery potential of heavy, SM singlet neutrinos at pp colliders is now summarised.

Heavy Neutrino Production through EW Bosons at Hadron Colliders

If kinematically accessible, heavy neutrinos N can generically be produced in hadron collisions through both neutral current and charged current processes, as shown in Fig. 5.1.1 (top). Following the pre-

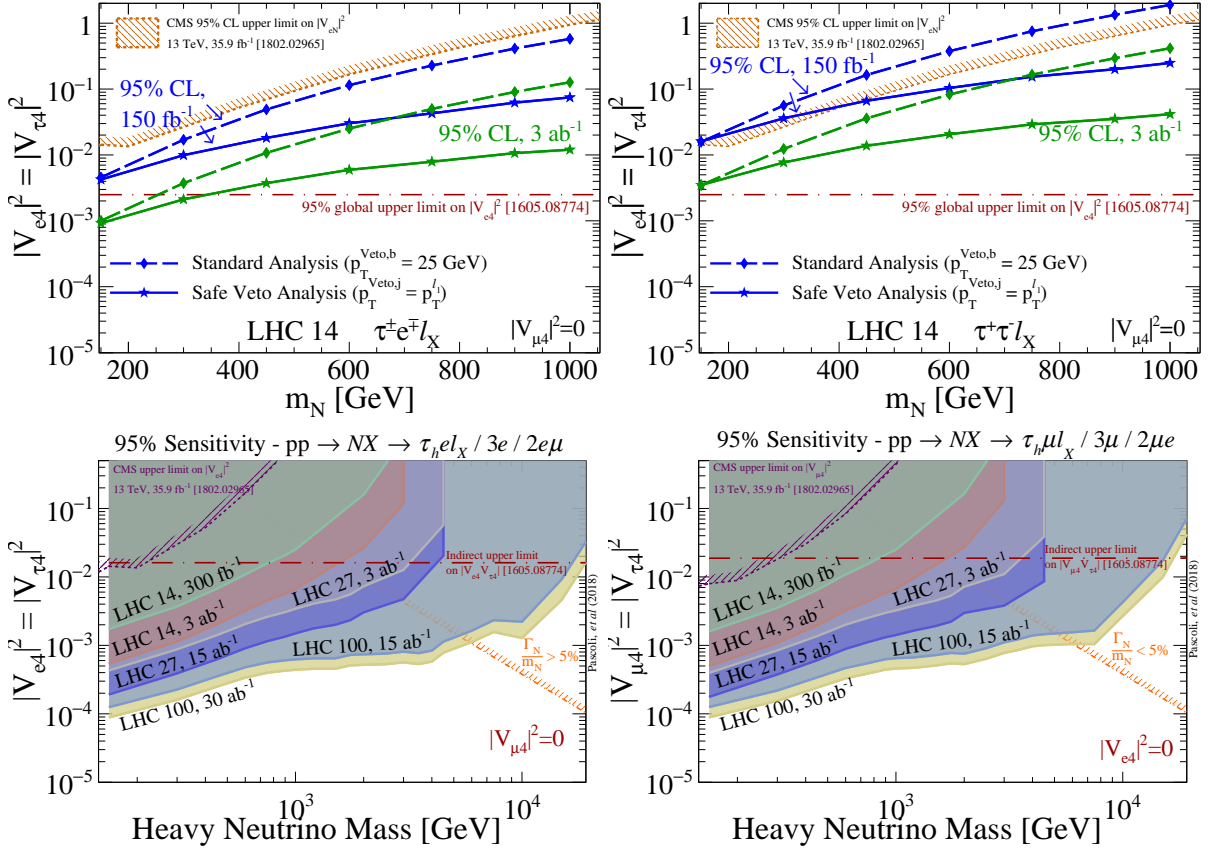


Fig. 5.1.2: Top: sensitivity to the active-heavy mixing $|V_{\ell N}|^2$ as a function of the heavy neutrino mass m_N in the tri-lepton final states (left) $\tau_h^\pm e^\mp \ell_X + \text{MET}$ and (right) $\tau_h^+ \tau_h^- \ell_X + \text{MET}$, assuming $|V_{e4}|^2 = |V_{\tau4}|^2$ and $|V_{\mu4}|^2 = 0$, at the $\sqrt{s} = 14$ TeV LHC. The dash-diamond line corresponds to the standard analysis with a b-jet veto while the solid-star line is the jet veto-based analysis [364]. Bottom: for the benchmark mixing hypotheses (left) $|V_{e4}| = |V_{\tau4}|$ with $|V_{\mu4}| = 0$ and (right) $|V_{\mu4}| = |V_{\tau4}|$ with $|V_{e4}| = 0$, the projected sensitivity at $\sqrt{s} = 27$ and 100 TeV using the tripleton analysis of Ref. [364].

descriptions of Ref.s [360, 361], for $m_N > M_W$ and at various accuracies, the corresponding $\sqrt{s} = 14$ TeV heavy neutrino production cross sections are presented in Fig. 5.1.1 (bottom left). While the Drell-Yan (DY) process dominates at low masses, $W\gamma$ boson fusion (VBF) dominates for $m_N \gtrsim 900 - 1000$ GeV [360, 362], with gluon fusion (GF) remaining a sub-leading channel throughout [360, 363]. The situation is quite different at 27 TeV as shown in Fig. 5.1.1 (bottom right). Indeed, GF is the leading production mode for $m_N \gtrsim 450$ GeV until $m_N \approx 940$ GeV where VBF takes over. For $m_N \approx 1$ TeV, the GF, DY, and VBF mechanisms all possess fiducial cross sections in excess of 10 fb.

Discovery Potential of Heavy Pseudo-Dirac Neutrinos in Low Scale Seesaws

The expected suppression of LNV processes in models that contain only fermionic gauge singlets motivates the study of lepton number conserving (LNC) processes. A first possibility to consider is the tripleton final state $\ell_i^\pm \ell_j^\mp \ell_k^\pm + \text{MET}$. The heavy neutrino N here is produced via both charged-current DY and VBF, and subsequently decays to only leptons, i.e.

$$pp \rightarrow \ell_N N + X \rightarrow \ell_N \ell_W W + X \rightarrow \ell_N \ell_W \ell_\nu \nu + X. \quad (5.1.1)$$

Notably, a new search strategy was recently proposed in Ref. [364] based on a dynamical jet veto selection cut and found an increased sensitivity to active-heavy neutrino mixing by approximately an order

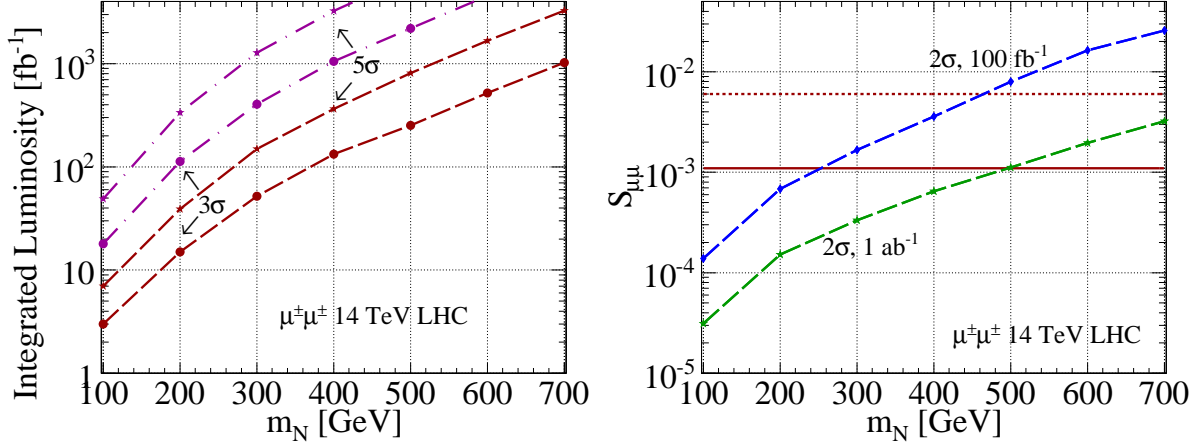


Fig. 5.1.3: Left: using the LNV final state $\mu^\pm \mu^\pm jj$, required luminosity for 3 (5) σ evidence (discovery) as a function of heavy neutrino mass m_N assuming optimistic (brown) and pessimistic (purple) mixing scenarios [362]. Right: sensitivity to $N-\mu$ mixing [362] with the optimistic (pessimistic) mixing scenario is given by the horizontal dashed (full) line.

of magnitude over the LHC's life. This is shown in Fig. 5.1.2 (top) specifically for the final states (L) $\tau_h^\pm e^\mp \ell_X + \text{MET}$ and (R) $\tau_h^+ \tau_h^- \ell_X + \text{MET}$, where τ_h represents a hadronically decaying τ and $\ell_X \in \{e, \mu, \tau_h\}$. With 3 ab^{-1} and after taking into account global constraints on the active-heavy mixing [365] (dot-dashed line in Fig. 5.1.2 (top)), the HL-LHC is able to probe heavy neutrino masses up to 350 GeV and mixing down to $|V_{\ell N}|^2 \simeq 10^{-3}$ could be probed. For the benchmark mixing hypotheses (L) $|V_{e4}| = |V_{\tau 4}|$ with $|V_{\mu 4}| = 0$ and (R) $|V_{\mu 4}| = |V_{\tau 4}|$ with $|V_{e4}| = 0$, Fig. 5.1.2 (bottom) shows the projected sensitivity of this analysis at $\sqrt{s} = 27$ and 100 TeV using the trilepton analysis of Ref. [364].

Another possibility is to search for lepton flavour violating (LFV) final states such as

$$q \bar{q} \rightarrow N \ell_1^\pm \rightarrow \ell_1^\pm \ell_2^\mp W^\mp \rightarrow \ell_1^\pm \ell_2^\mp jj, \quad (5.1.2)$$

which was for example studied in the inverse seesaw (ISS), a low-scale variant of the type I, in Ref [366]. Due to the strong experimental limits on $\mu \rightarrow e \gamma$ by MEG [367], the event rates involving taus are more promising than those for $e^\pm \mu^\mp jj$. Following [366], the number of $\tau^\pm \mu^\mp jj$ can be estimated using the μ_X -parametrisation [368] with the neutrino Yukawa coupling

$$Y_\nu = f \begin{pmatrix} -1 & 1 & 0 \\ 1 & 1 & 0.9 \\ 1 & 1 & 1 \end{pmatrix}. \quad (5.1.3)$$

as a representative example, and considering that only the lightest pseudo-Dirac pair is kinematically available. After $\mathcal{L} = 3$ (15) ab^{-1} , more than 100 (500) LFV $\tau^\pm e^\mp jj$ events can be produced for heavy neutrino masses below 700 (1000) GeV, for pp collisions at $\sqrt{s} = 14$ (27) TeV.

Discovery Potential of Heavy Majorana Neutrinos in Phenomenological Type I Seesaw

In the presence of additional particles that can decouple the heavy neutrino production from the light neutrino mass generation, *e.g.*, new but far off-shell gauge bosons [369], the Majorana nature of the heavy neutrinos can lead to striking LNV collider signatures, such as the well-studied same-sign dilepton and jets process [370]

$$pp \rightarrow N \ell_1^\pm \rightarrow \ell_1^\pm \ell_2^\pm W^\mp \rightarrow \ell_1^\pm \ell_2^\pm + nj. \quad (5.1.4)$$

Assuming that a low-scale type I seesaw is responsible for the heavy neutrino production, Fig. 5.1.3 displays the discovery potential and active-heavy mixing sensitivity of the $\mu^\pm \mu^\pm$ channel [362]. Assuming the (pessimistic/conservative) mixing scenario of $S_{\mu\mu} = 1.1 \times 10^{-3}$ [362] the HL-LHC with

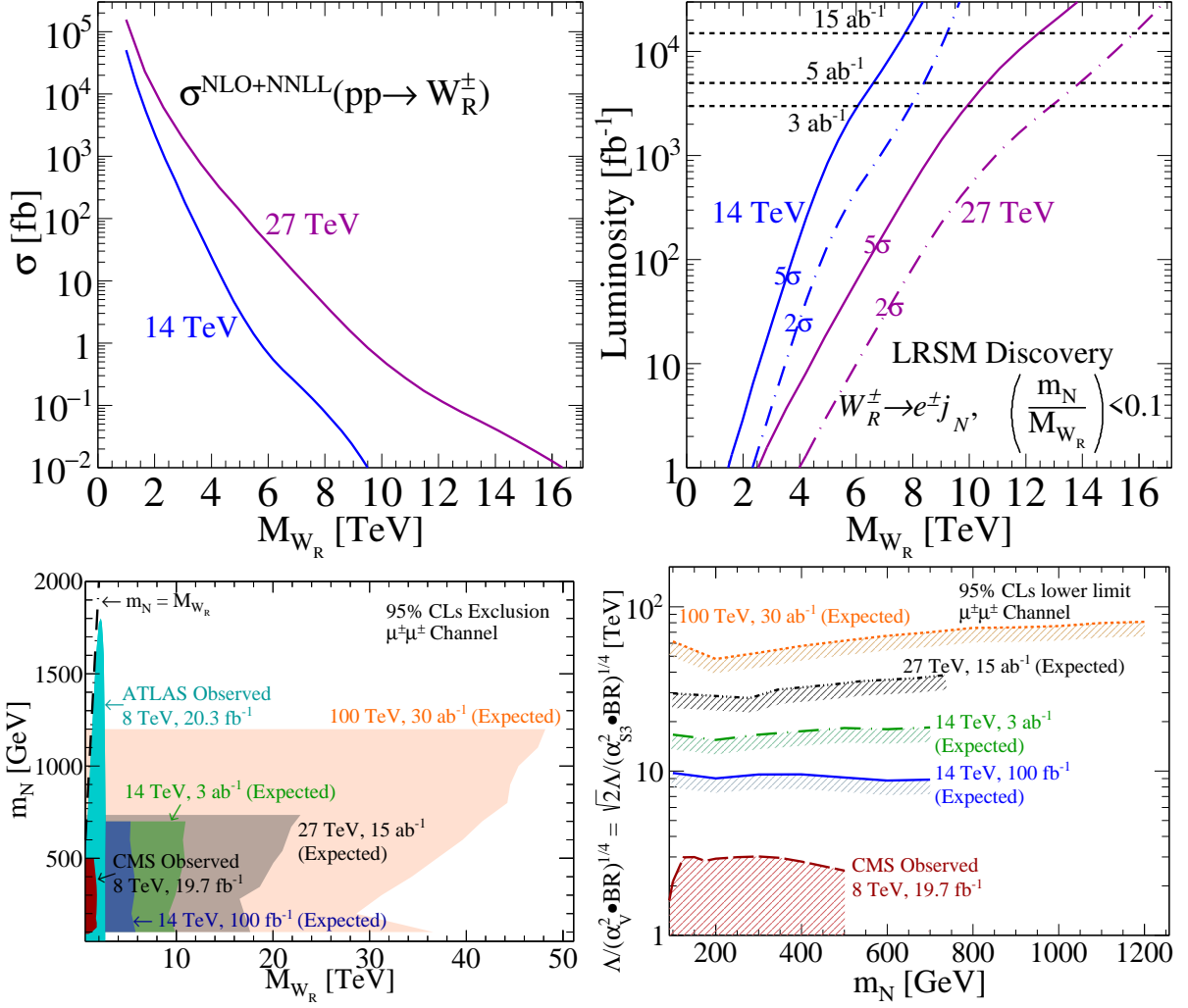


Fig. 5.1.4: Top: the total $pp \rightarrow W_R$ cross section at NLO+NNLL(Threshold) (left) and 5 (2) σ discovery potential (sensitivity) via W_R decays to an electron and neutrino jet (j_N) (right), as a function of W_R mass and at $\sqrt{s} = 14$ and 27 TeV [371]. Bottom: observed and expected sensitivity to heavy Majorana neutrinos through the process $pp \rightarrow \mu^\pm N \rightarrow 2\mu^\pm + 2j$ and produced via non-resonant W_R (left) as well as dimension-six NEFT operators [369] (right).

3 ab^{-1} is able to discover a heavy neutrino with a mass of $m_N \simeq 400 \text{ GeV}$ and is sensitive to masses up to 550 GeV at 3σ . Using only 1 ab^{-1} , the HL-LHC can improve on the preexisting mixing constraints summarised in the pessimistic scenario for neutrino masses up to 500 GeV .

Heavy Neutrinos and the Left-Right Symmetric Model at Colliders

The Left-Right Symmetric Model (LRSM) remains one of the best motivated high-energy completions of the SM. It addresses the origin of both tiny neutrino masses via a Type I+II seesaw hybrid mechanism as well as the SM's $V - A$ chiral structure through the spontaneous breakdown of an $SU(2)_L \otimes SU(2)_R$ symmetry, amongst other low-energy phenomena. At collider scales, the model predicts the presence of new heavy gauge bosons that are closely aligned with their gauge states (W_R^\pm, Z'_R), heavy Majorana neutrinos (N), and a plethora of neutral and electrically charged scalars ($H_i^0, H_j^\pm, H_k^{\pm\pm}$). Unlike $U(1)_{BL}$ neutrino mass models, the LRSM gauge couplings are fixed to the SM Weak coupling constant, up to (small) RG-running corrections. As a result, the Drell-Yan production mechanisms for W_R and

Z_R result in large rates at hadron colliders. Following the procedure of Ref. [371], the $pp \rightarrow W_R^\pm$ cross section at NLO+NNLL(Threshold) is shown in Fig. 5.1.4 (top left) as a function of mass M_{W_R} at $\sqrt{s} = 14$ and 27 TeV. At $\sqrt{s} = 14$ (27) TeV, one sees that production cross sections for masses as large as $M_{W_R} \approx 5.5$ (9) TeV are in excess of 1 fb. For $M_{W_R} \approx 7.5$ (12.5) TeV, rates exceed 100 ab, and indicate $\mathcal{O}(10^2 - 10^3)$ events can be collected with $\mathcal{L} = 1 - 15 \text{ ab}^{-1}$ of data. Such computations up to NLO in QCD with parton shower matching, including for more generic coupling, are also publicly available following Ref.s [372, 373].

Of the many collider predictions the LRSM, one of its most promising discovery channels is the production of heavy Majorana neutrinos from resonant W_R currents with N decaying via a lepton number-violating final state. At the partonic level, this is given by [370]

$$q_1 \bar{q}_2 \rightarrow W_R \rightarrow N \ell_i^\pm \rightarrow \ell_i^\pm \ell_j^\pm W_R^{\mp*} \rightarrow \ell_i^\pm \ell_j^\pm q_1' \bar{q}_2' \quad (5.1.5)$$

and has been extensively studied throughout the literature. For details; see Ref. [353] and references therein. Due to the ability to fully reconstruct Eq. (5.1.5), many properties of W_R and N can be extracted, including a complete determination of W_R chiral couplings to quarks independent of leptons [374]. Beyond the canonical $pp \rightarrow W_R \rightarrow N \ell \rightarrow 2\ell + 2j$ channel, it may be the case that the heavy neutrino is hierarchically lighter than the right-handed (RH) gauge bosons. Notably, for $(m_N/M_{W_R}) \lesssim 0.1$, N is sufficiently Lorentz boosted that its decay products, particularly the charged lepton, are too collimated to be resolved experimentally [371, 375]. Instead, one can consider the $(\ell_j^\pm q_1' \bar{q}_2')$ -system as a single object, a *neutrino jet* [371, 372]. The hadronic process is then

$$pp \rightarrow W_R \rightarrow N \ell_i^\pm \rightarrow j_N \ell_i^\pm, \quad (5.1.6)$$

and inherits much of the desired properties of Eq. (5.1.5), such as the simultaneous presence of high- p_T charged leptons and lack of MET [371, 372], resulting in a very strong discovery potential. Assuming conservative detector efficiency (ε) and selection acceptance (\mathcal{A}) rates of $(\varepsilon, \mathcal{A}) \approx (0.33, 0.64)$ based on the realistic analysis of Ref. [371], and a branching fraction of $\mathcal{B}(W_R \rightarrow Ne \rightarrow eeqq') \approx 10\%$ for $(m_N/M_{W_R}) < 0.1$. Figure 5.1.4 (top right) shows the requisite integrated luminosity for 5 (2) σ discovery of Eq. (5.1.6) at $\sqrt{s} = 14$ and 27 TeV. With $\mathcal{L} = 3$ (5) ab^{-1} , W_R as heavy as 6 (6.5) TeV and 10 (10.5) TeV, respectively, can be discovered at $\sqrt{s} = 14$ (27) TeV. With $\mathcal{L} = 15 \text{ ab}^{-1}$, mass scales as heavy 16 TeV can be probed at the 2σ level at $\sqrt{s} = 27$ TeV.

For such heavy W_R and Z_R that may be kinematically outside the reach of the $\sqrt{s} = 14$ TeV LHC, one can still produce EW- and sub-TeV scale via off-shell W_R and Z_R bosons [369]. As a result, the $pp \rightarrow W_R^* \rightarrow N \ell \rightarrow 2\ell + 2j$ process occurs instead at a hard scale $Q \sim m_N$ and cannot be distinguished from the phenomenological Type I seesaw without a detailed analysis of the heavy neutrino's chiral couplings [369, 374]. However, this also means that searches for heavy N in the context of the phenomenological Type I can be recast/reinterpreted in the context of the LRSM. Subsequently, as shown in Fig. 5.1.4 (bottom left), W_R as heavy as 8 – 9 TeV can be probed indirectly with $\mathcal{L} = 1 \text{ ab}^{-1}$ at $\sqrt{s} = 14$ TeV [369]. A similar argument can be applied to heavy neutrinos produced through dimension-six Heavy Neutrino Effective Field Theory (NEFT) operators, revealing sensitivity to mass scales up to $\Lambda \sim \mathcal{O}(10)$ TeV over the $\sqrt{s} = 14$ TeV LHC's lifetime [369], as shown in Fig. 5.1.4 (bottom right).

Type II Scalars Discovery Potential at the HL- and HE-LHC

The Type II seesaw hypothesises the existence of a new scalar $\text{SU}(2)_L$ triplet that couples to SM leptons in order to reproduce the light neutrino mass spectrum and oscillation data. This is done by the spontaneous generation of a left handed Majorana mass for the light neutrinos. Moreover, the Type II scenario is notable for the absence of sterile neutrinos, demonstrating that light neutrino masses themselves do not imply the existence of additional fermions. The most appealing production mechanisms at hadron

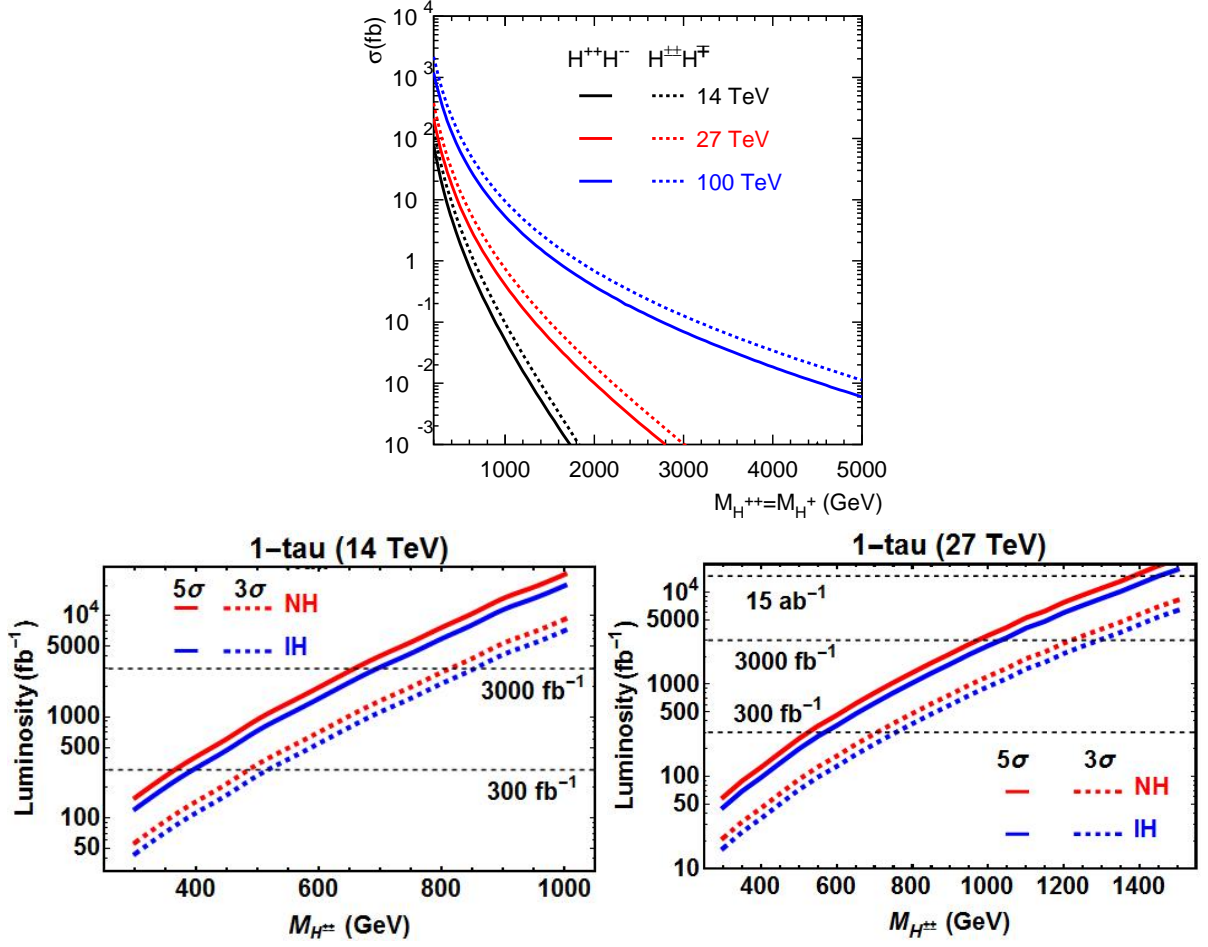


Fig. 5.1.5: Top: the total cross section for $pp \rightarrow H^{++}H^{--}$ and $H^{\pm\pm}H^{\mp}$ at $\sqrt{s} = 14, 27,$ and 100 TeV. Bottom: requisite luminosity versus $M_{H^{\pm\pm}}$ for 5 (3) σ discovery (evidence) for the process $pp \rightarrow H^{++}H^{--} \rightarrow \tau_h \ell^{\pm} \ell^{\mp} \ell^{\mp}$, where $\tau^{\pm} \rightarrow \pi^{\pm} \nu$, for the NH and IH at $\sqrt{s} = 14$ and 27 TeV.

colliders of triplet Higgs bosons are the pair production of doubly charged Higgs and the associated production of doubly charged Higgs and singly charged Higgs,

$$pp \rightarrow Z^*/\gamma^* \rightarrow H^{++}H^{--}, \quad pp \rightarrow W^* \rightarrow H^{\pm\pm}H^{\mp}. \quad (5.1.7)$$

followed, in the most general situation, by lepton flavour- and lepton number-violating decays to SM charged leptons. In Fig. 5.1.5 (top left), we show the total cross section of the $pp \rightarrow H^{++}H^{--}$ and $pp \rightarrow H^{\pm\pm}H^{\mp}$ processes as a function of triplet mass (in the degenerate limit with $M_{H^{\pm}} = M_{H^{\pm\pm}}$), in collisions at $\sqrt{s} = 14, 27,$ and 100 TeV.

In Type II scenarios, $H^{\pm\pm}$ decays to $\tau^{\pm}\tau^{\pm}$ and $\mu^{\pm}\mu^{\pm}$ pairs are comparable or greater than the $e^{\pm}e^{\pm}$ channel by two orders of magnitude. Moreover, the $\tau\mu$ channel is typically dominant in decays involving different lepton flavours [376, 377]. If such a seesaw is realised in nature, tau polarisations can help to determine the chiral property of triplet scalars: One can discriminate between different heavy scalar mediated neutrino mass mechanisms, such as those found in the Type II seesaw and Zee-Babu model, by studying the distributions of tau leptons' decay products [377, 378]. Due to the low τ_h identification efficiencies, future colliders with high energy and/or luminosity enables one to investigate and

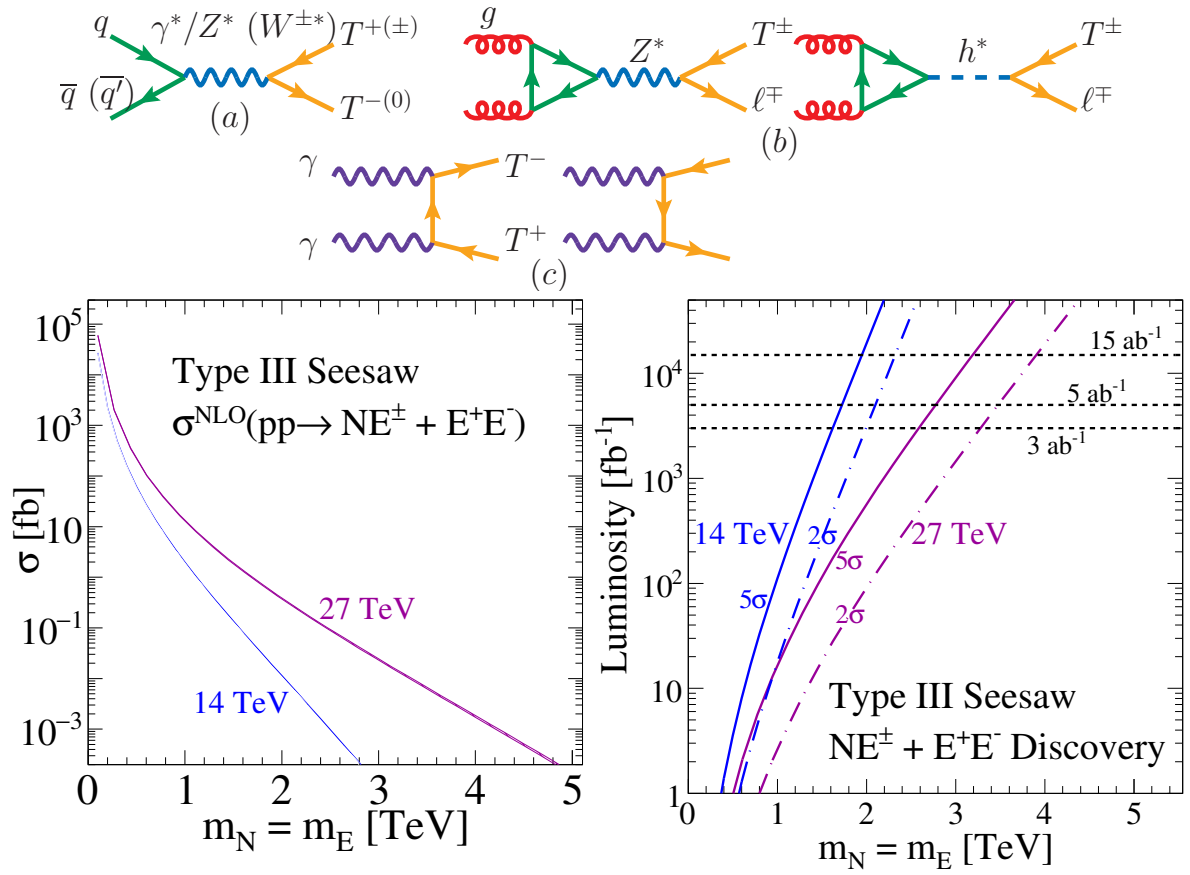


Fig. 5.1.6: Top: Born level production of Type III leptons via (a) Drell-Yan, (b) gluon fusion, and (c) photon fusion; from Ref. [353]. Bottom: at $\sqrt{s} = 14$ and 27 TeV and as a function of heavy triplet lepton mass, the summed inclusive production cross section [fb] of $pp \rightarrow NE^\pm + E^+E^-$, at NLO in QCD [379] (left), and the requisite integrated luminosity for 5 (2) σ discovery (sensitivity) to $NE^\pm + E^+E^-$ based on the analyses of [380, 381] (right).

search for doubly charged Higgs decaying to τ_h pairs. Accounting for constraints from neutrino oscillation data on the doubly charged Higgs BRs, as well as tau polarisation effects [377], Figs. 5.1.5 (right) displays the 3σ and 5σ significance in the plane of integrated luminosity versus doubly charged Higgs mass for $pp \rightarrow H^{++}H^{--} \rightarrow \tau^\pm \ell^\pm \ell^\mp \ell^\mp$ at $\sqrt{s} = 14, 27$, and 100 TeV, respectively. For the one τ channel with $\tau^\pm \rightarrow \pi^\pm \nu_\tau^{(-)}$, the sensitivity to doubly charged Higgs mass at HL-LHC can reach 655 GeV and 695 GeV for NH and IH respectively with a luminosity of 3 ab^{-1} . Higher masses, 1380 - 1930 GeV for NH and 1450 - 2070 GeV for IH, can be probed at 27 TeV with 15 ab^{-1} and 100 TeV with 3 ab^{-1} .

Type III Leptons Discovery Potential at HL- and HE-LHC

Low-scale Type III Seesaws hypothesises the existence of heavy electrically charged (E^\pm) and neutral (N) leptons, which form a triplet under $SU(2)_L$, that couple to both SM charged and neutral leptons through mixing/Yukawa couplings. Due to their gauge charges, triplet leptons also couple to EW gauge bosons appreciably and do not feature suppressed production cross section typical of seesaw scenarios with gauge singlet fermions. The presence of EW gauge couplings also implies that once a collider energy and mass are stipulated, the triplet lepton pair production cross section can be computed, up to small (and potentially negligible) mixing effects. Production mechanisms commonly found in the literature, and shown in Fig. 5.1.6 (top), include charged current and neutral current Drell-Yan, photon

fusion, and gluon fusion if one considers heavy-light charged lepton associated production. A recent assessment of triplet production modes found [353] that despite the sizable luminosities afforded to gluon fusion ($gg \rightarrow E^\pm \ell^\mp$), including its large QCD corrections [360], and photon fusion ($\gamma\gamma \rightarrow E^+ E^-$), the Drell-Yan processes remain the dominant production channel of triplet leptons when kinematically accessible. In light of this, in Fig. 5.1.6 (bottom left), the summed cross sections for the Drell-Yan processes,

$$pp \rightarrow \gamma^*/Z^* \rightarrow E^+ E^- \quad \text{and} \quad pp \rightarrow W^{\pm*} \rightarrow E^\pm N, \quad (5.1.8)$$

are shown at NLO in QCD, following Ref. [379], as a function of triplet masses (assuming $m_N = m_E$), at $\sqrt{s} = 14$ and 27 TeV. For $m_N, m_E \approx 1.2$ (1.8) TeV, the production rate reaches $\sigma(pp \rightarrow NE + EE) \approx 1$ fb at $\sqrt{s} = 14$ (27) TeV; and for heavier leptons with $m_N, m_E \approx 2.5$ (4.2) TeV, one sees that $\sigma(pp \rightarrow NE + EE) \approx 1$ ab.

Another consequence of the triplet leptons coupling to all EW bosons is the adherence to the Goldstone Equivalence Theorem. This implies that triplet leptons with masses well above the EW scale will preferentially decay to longitudinal polarised W and Z bosons as well as to the Higgs bosons. For decays of EW boson to jets or charged lepton pairs, triplet lepton can be full reconstructed from their final-state enabling their properties to be studied in detail. For fully reconstructible final-states,

$$NE^\pm \rightarrow \ell\ell' + WZ/Wh \rightarrow \ell\ell' + nj + mb, \quad (5.1.9)$$

$$E^+ E^- \rightarrow \ell\ell' + ZZ/Zh/hh \rightarrow \ell\ell' + nj + mb, \quad (5.1.10)$$

which correspond approximately to the branching fractions $\mathcal{B}(NE) \approx 0.115$ and $\mathcal{B}(EE) \approx 0.116$, search strategies such as those considered in Ref.s [380, 381] can be enacted. Assuming a fixed detector acceptance and efficiency of $\mathcal{A} = 0.75$, which is in line to those obtained by Ref.s [380, 381], Fig. 5.1.6 (bottom right) shows as a function of triplet mass the requisite luminosity for a 5σ discovery (solid) and 2σ evidence (dash-dot) of triplet leptons at $\sqrt{s} = 14$ and 27 TeV. With $\mathcal{L} = 3 - 5 \text{ ab}^{-1}$, the 14 TeV HL-LHC can discover states as heavy as $m_N, m_E = 1.6 - 1.8$ TeV. For the same amount of data, the 27 TeV HE-LHC can discover heavy leptons $m_N, m_E = 2.6 - 2.8$ TeV; with $\mathcal{L} = 15 \text{ ab}^{-1}$, one can discover (probe) roughly $m_N, m_E = 3.2$ (3.8) TeV.

5.1.2 Like-sign dileptons with mirror type composite neutrinos at the HL-LHC

Contributors: M. Presilla, O. Panella, R. Leonardi

A composite scenario [382–385], where at a sufficiently high energy scale Λ (compositeness scale) the SM leptons and quarks show the effects of an internal substructure, has triggered considerable recent interest both from the theoretical [386–388] and experimental [389, 390] point of view. In particular recent studies [391] have concentrated in searching for heavy composite Majorana neutrinos at the LHC. The scenario discussed in such studies is one in which the excited neutrino (ν^*) is a Majorana particle. A recent CMS study has searched for a heavy composite Majorana neutrino (N). Using 2.6 fb^{-1} data of the 2015 Run II at $\sqrt{s} = 13$ TeV, heavy composite neutrino masses are excluded, at 95% C.L., up to $m_N = 4.35$ TeV and 4.60 (4.70) TeV for a value of $\Lambda = M_N$, from the $eeqq$ channel and the $\mu\mu qq$ channel, respectively [392, 393]. Here we focus on a mirror type assignment for the excited composite fermions. The neutrino mass term is built up from a Dirac mass, m_* , the mass of the charged lepton component of the $SU(2)$, right-handed doublet, and m_L the Majorana mass of the left-handed component (singlet) of the excited neutrino. The mass matrix is diagonalised leading to two Majorana mass eigenstates. The active neutrino field ν_R^* is thus a superposition of the two mass eigenstates with mixing coefficients which depend on the ratio m_L/m_* . We discuss the prospects of discovery of these physical states at the HL-LHC as compared with the previous searches of composite Majorana neutrinos at the LHC based on sequential type Majorana neutrinos.

We discuss a variant of the model analysed in Ref. [391, 393] taking up the scenario in which the excited fermions are organised with a mirror $SU(2)$ structure relative to the SM fermions, *i.e.* the right

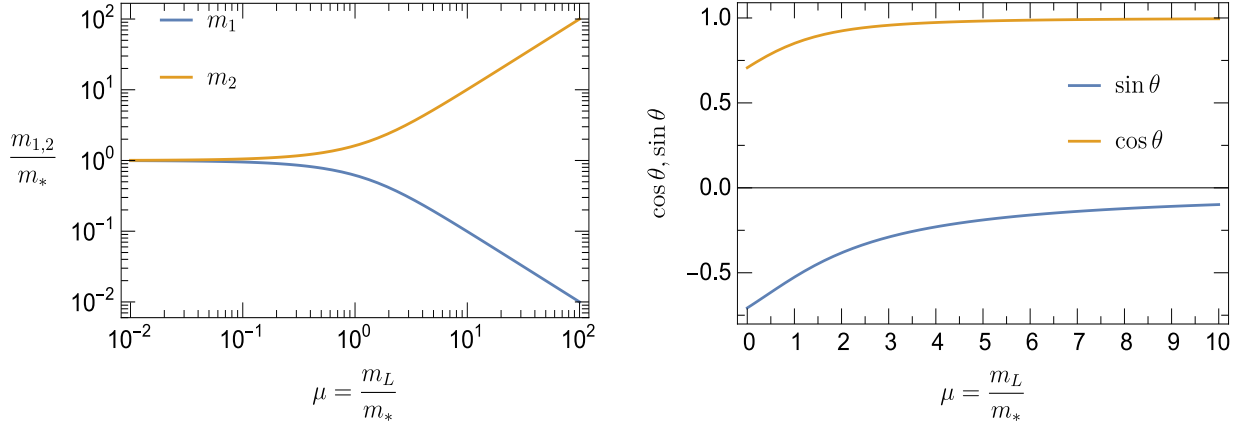


Fig. 5.1.7: Left: mass eigenstates $m_{1,2}$ (in units of m_*) from Eq. (5.1.12) as a function of the parameter $\mu = m_L/m_*$. Right: mixing coefficients $\cos \theta$ and $\sin \theta$ from Eq.s (5.1.13) as a function of the parameter $\mu = m_L/m_*$

handed components form an $SU(2)$ doublet while the left handed components are singlets [276]. We construct a general Dirac-Majorana mass term and discuss its mass spectrum along with prospects of observing the resulting lepton number violating signatures at the HL-LHC [394].

In analogy with the usual procedure adopted in see-saw type extensions of the SM we may give a (lepton number violating) Majorana mass term to the left handed excited neutrino (ν_L^*) which is a singlet and does not actively participate to the gauge interactions in Eq. (5.1.14) –*sterile neutrino*–, while a (lepton number conserving) Dirac mass term m^* is associated to the right-handed component ν_R^* which belongs to the $SU(2)$ doublet and does participate in the gauge interactions –*active neutrino*–. We can thus write down the excited neutrino Dirac-Majorana mass term appearing in the Lagrangian density of the model as:

$$\mathcal{L}^{\text{D+M}} = -\frac{1}{2}m_L \bar{\nu}_L^* (\nu_L^*)^c - m_* \bar{\nu}_L^* \nu_R^* + \text{h.c.} \quad (5.1.11)$$

The Lagrangian mass term is easily diagonalised following standard procedures, obtaining two Majorana mass eigenstates, $\nu_{1,2}$, with (positive) mass eigenvalues given by:

$$m_{1,2} = \sqrt{m_*^2 + \left(\frac{m_L}{2}\right)^2} \mp \frac{m_L}{2} \quad (5.1.12)$$

Interacting states can be written as a mixing of the mass eigenstate according to the relation:

$$(\nu_L^*)^c = -i \cos \theta \nu_{1R} + \sin \theta \nu_{2R} \quad (5.1.13a)$$

$$\nu_R^* = i \sin \theta \nu_{1R} + \cos \theta \nu_{2R} \quad (5.1.13b)$$

where the mixing angle θ is given in terms of the Dirac and Majorana masses: $\theta = -\frac{1}{2} \arctan(2m_*/m_L)$.

Now we take into account all the relevant effective couplings of these particles. In the mirror type model, we consider the first lepton family and assume that the excited neutrino and the excited electron are grouped into left handed singlets and a right-handed $SU(2)$ doublet [276]. The corresponding gauge mediated Lagrangian between the left-handed SM doublet L and the right-handed excited doublet R via the $SU(2)_L \times U(1)_Y$ gauge fields [395, 396], which should be of the magnetic type to warrant current conservation, can be written down:

$$\mathcal{L} = \frac{1}{2\Lambda} \bar{R}^* \sigma^{\mu\nu} \left(g f \frac{\boldsymbol{\tau}}{2} \cdot \mathbf{W}_{\mu\nu} + g' f' Y B_{\mu\nu} \right) L + \text{h.c.}, \quad (5.1.14)$$

where $L^T = (\nu_L, \ell_L)$ is the ordinary $SU(2)_L$ lepton doublet, and $R^T = (\nu_R^*, \ell_R^*)$ is the excited right-handed doublet; g and g' are the $SU(2)_L$ and $U(1)_Y$ gauge couplings and $\mathbf{W}_{\mu\nu}$, $B_{\mu\nu}$ are the field strength

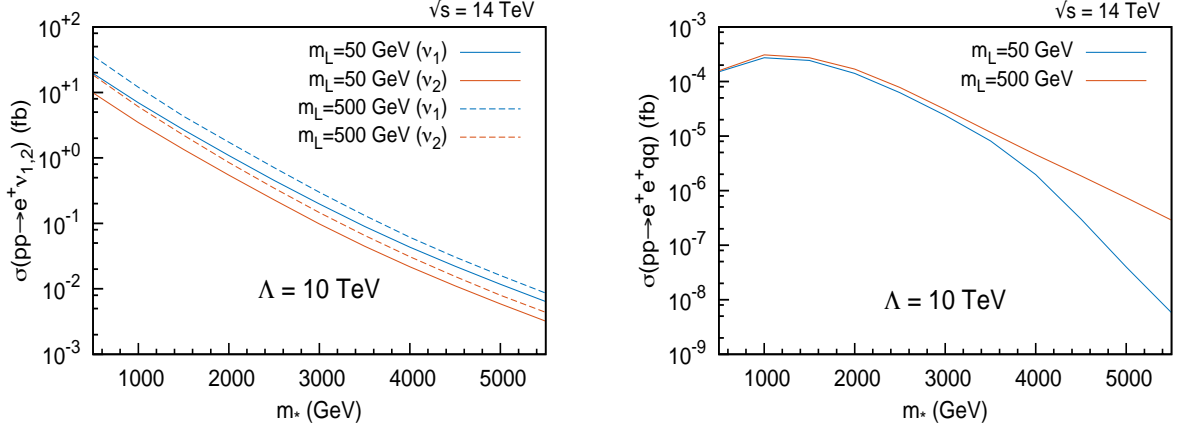


Fig. 5.1.8: Left: production cross section, at $\sqrt{s} = 14$ TeV, for the two mass eigen-states $pp \rightarrow e^+ \nu_{1,2}$ for two different Majorana mass values, $m_L = 50, 500$ GeV. Right: cross section for the like-sign dileptons signature, $pp \rightarrow e^+ e^+ qq$ at the HL-LHC ($\sqrt{s} = 14$ TeV).

for the $SU(2)_L$ and $U(1)_Y$ gauge fields; f and f' are dimensionless couplings. The relevant charged current (gauge) interaction of the excited (active) Majorana neutrino ν_R^* is easily derived from Eq. (5.1.14) and can be written out explicitly in terms of the Majorana mass eigenstates through Eq. (5.1.13b):

$$\mathcal{L}_G = \frac{gf}{\sqrt{2}\Lambda} (-i \sin \theta \bar{\nu}_1 + \cos \theta \bar{\nu}_2) \sigma^{\mu\lambda} \ell_L \partial_\mu W_\lambda + h.c. \quad (5.1.15)$$

Contact interactions between ordinary fermions may arise by constituent exchange, if the fermions have common constituents, and/or by exchange of the binding quanta of the new unknown interaction whenever such binding quanta couple to the constituents of both particles [383, 396]. The dominant effect is expected to be given by the dimension 6 four-fermion interactions which scale with the inverse square of the compositeness scale Λ :

$$\mathcal{L}_{CI} = \frac{g_*^2}{\Lambda^2} \frac{1}{2} j^\mu j_\mu \quad (5.1.16a)$$

$$j_\mu = \eta_L \bar{f}_L \gamma_\mu f_L + \eta'_L \bar{f}_L^* \gamma_\mu f_L^* + \eta''_L \bar{f}_L^* \gamma_\mu f_L + h.c. + (L \rightarrow R) \quad (5.1.16b)$$

where $g_*^2 = 4\pi$ and the η factors are usually set equal to unity. In this work the right-handed currents will be neglected for simplicity.

The single production $q\bar{q}' \rightarrow \nu^* \ell$ proceeds through flavour conserving but non-diagonal terms, in particular with currents like the third term in Eq. (5.1.16b) which couple excited states with ordinary fermions and the contact interactions in can be written out explicitly in terms of the Majorana mass eigenstates ν_i using Eq. (5.1.13b):

$$\mathcal{L}_{CI} = \frac{g_*^2}{\Lambda^2} \bar{q}_L \gamma^\mu q'_L (-i \cos \theta \bar{\nu}_1 + \sin \theta \bar{\nu}_2) \gamma_\mu \ell_L. \quad (5.1.17)$$

The gauge interactions in Eq. (5.1.15) and the contact interactions in Eq. (5.1.17) have to be implemented in a MC generator. Here we have mostly used MADGRAPH [67], complementing the results with a validation obtained with the tree-level simulator CALCHEP [397].

In Fig. 5.1.8 is shown the behaviour of production cross section for the two mass eigenstates and for the whole process for different model scenarios. It is worth to notice that in the limit $m_L \rightarrow 0$ the cross-section of the like-sign dilepton process goes to zero.

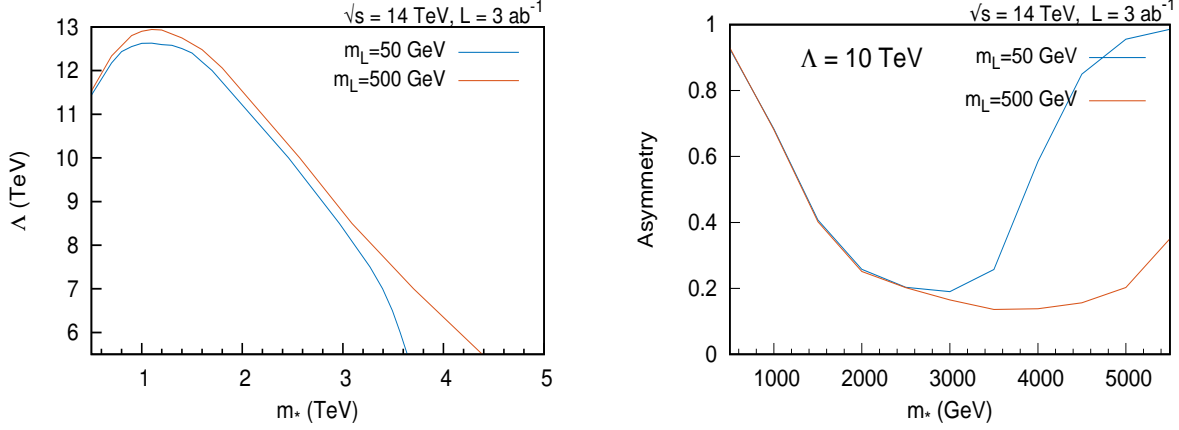


Fig. 5.1.9: Left: the $5\text{-}\sigma$ contour levels curves, at $\sqrt{s} = 14$ TeV and $\mathcal{L} = 3 \text{ ab}^{-1}$, of the statistical significance ($S = 5$) in the parameter plane $[m_*, \Lambda]$, for two different values of the Majorana mass $m_L = 50, 500$ GeV. Right: the expected charge asymmetry at $\sqrt{s} = 14$ TeV and $\mathcal{L} = 3 \text{ ab}^{-1}$ of the same-sign and opposite sign channels for two different values of $m_L = 50, 500$ GeV as function of m_* .

We briefly discuss the potential for discovery at HL-LHC in the three-dimensional parameter space (Λ, m_L, m_*) using the fast simulation framework DELPHES [33] for studying the hypothetical response of the CMS Phase-2 detector. Standard model processes that could mimic the detection of a signal with lepton number violation in this rather clean signature are mainly the triple W boson production, $pp \rightarrow W^+W^+W^-$, and the top quark pair production $pp \rightarrow t\bar{t}$, the former being the dominant background source. Since the kinematic features of the final state reconstructed objects are similar to those of Ref. [391], we lower the background contribution by imposing two cuts on the leading lepton ($p_T(e_1) > 110$ GeV) and on the second-leading lepton ($p_T(e_2) > 35$ GeV). This particular signal region allows an efficiency in selecting signal around the 80%, while beating the background sources with efficiency of 0.00044% for the $t\bar{t}$ and of 0.0034% for the $W^+W^+W^-$.

We compute, at a c.o.m. energy of $\sqrt{s} = 14$ TeV and with an integrated luminosity of $\mathcal{L} = 3 \text{ ab}^{-1}$, the statistical significance, as defined by the relation $S = \mathcal{L} \sigma_{\text{sig}} \epsilon_{\text{sig}} / \sqrt{\mathcal{L} \sigma_{\text{bkg}} \epsilon_{\text{bkg}}}$, where $\epsilon_{\text{sig}}, \epsilon_{\text{bkg}}$ are respectively the cumulative efficiencies of signal and background due to the event reconstruction. In Fig. 5.1.9 (left) we show the potential for discovery, in the plane (m_*, Λ) , of the CMS Phase-2 detector for two different values of the Majorana mass $m_L = 50, 500$ GeV.

Another interesting feature of the present model is that the presence of two heavy neutrino mass eigenstates, which have also opposite CP eigenvalues, can lead to a charge asymmetry, *i.e.* to an asymmetry in the production rate of same-sign dilepton signal versus the opposite-sign dilepton signal [398]. In particular, the charge asymmetry $\mathcal{A} = (\sigma_{e^+e^-jj} - \sigma_{e^+e^+jj}) / (\sigma_{e^+e^-jj} + \sigma_{e^+e^+jj})$ could be used to test the relative strength between the Dirac and Majorana nature of the heavy neutrinos at the HL-LHC.

We note that while the same-sign dilepton signature e^+e^+jj is effectively background free (see above), the opposite sign dilepton signature e^+e^-jj is expected to have a substantially larger SM background which however could be subtracted in order to extract the asymmetry \mathcal{A} peculiar of the model features. Figure 5.1.9 (right) shows the charge asymmetry \mathcal{A} . In line with expectations that $\mathcal{A} \rightarrow 1$ when $\sigma_{e^+e^+jj}$ is suppressed we observe that as a function of m_* after the initial drop in the asymmetry, at fixed m_L , then at larger values of m_* the mass difference of the two eigenstates diminishes and so does the same-sign dilepton yield giving larger asymmetries close to 1 again.

In summary, we have presented a mechanism of lepton number violation within a mirror type compositeness scenario. The mirror model is realised when the left components of the excited states are singlets while the right components are active doublets which do participate to gauge transition

interactions with SM fermions. We therefore introduce a *left*-handed Majorana neutrino singlet of mass m_L while the right-handed component belongs to a doublet and has a Dirac mass m_* . This situation is exactly specular to the one encountered in typical see-saw models where the sterile neutrino is the right handed component and the active one is the left handed component. diagonalisation of the mass matrix gives two Majorana mass eigenstates whose phenomenology at the HL-LHC is presented, providing the 5- σ contour level curves of the statistical significance for a possible discover by a CMS Phase-2 like detector. We have also shown that the charge asymmetry \mathcal{A} of the like sign dilepton signature is a useful observable for studying the model parameter space.

5.1.3 Search for heavy composite Majorana neutrinos at the HL- and the HE-LHC

Contributors: P. Azzi, C. Cecchi, L. Fanó, A. Gurrola, W. Johns, R. Leonardi, E. Manoni, M. Narain, O. Panella, M. Presilla, F. Romeo, S. Sagir, P. Sheldon, F. Simonetto, E. Usai, W. Zhang, CMS

Compositeness of ordinary fermions is one possible BSM scenario that may lead to a solution of the hierarchy problem or to the explanation of the proliferation of ordinary fermions. Elementary particles are thought to be bound states of some as-yet-unobserved fundamental constituents generically referred to as *preons*. Composite models also predict the existence of excited states of quarks and leptons, with masses lower than or equal to the compositeness scale Λ which interact with SM fermions via both magnetic type gauge couplings and contact interactions.

The heavy composite Majorana neutrino N_ℓ would be a particular case of such excited states. This can be produced in association with a lepton, in pp collisions, via quark-antiquark annihilation ($q\bar{q}' \rightarrow \ell N_\ell$). The production and decay processes can occur via both gauge and contact interactions.

The Lagrangian density for gauge mediated interactions is

$$\mathcal{L}_G = \frac{1}{2\Lambda} \overline{L_R^*} \sigma^{\mu\nu} \left(g f \frac{\vec{\tau}}{2} \cdot \vec{W}_{\mu\nu} + g' f' Y B_{\mu\nu} \right) L_L + h.c., \quad (5.1.18)$$

where L_R^* and L_L are, respectively, the right-handed doublet of the excited fermions and the left-handed doublet of the SM, g and g' are the $SU(2)_L$ and $U(1)_Y$ gauge couplings, and f and f' are dimensionless couplings, which are expected to be of order unity [385] and henceforth simply assumed to be 1. The corresponding Lagrangian describing the four-fermion contact interactions by a dimension-6 effective operator can be written as

$$\mathcal{L}_C = \frac{g_*^2}{\Lambda^2} \frac{1}{2} j^\mu j_\mu, \quad (5.1.19)$$

with

$$j_\mu = \eta_L \bar{\psi}_L \gamma_\mu \psi_L + \eta'_L \bar{\psi}_L^* \gamma_\mu \psi_L^* + \eta''_L \bar{\psi}_L^* \gamma_\mu \psi_L + h.c. + (L \rightarrow R), \quad (5.1.20)$$

where $g_*^2 = 4\pi$, the η factors that define the chiral structure are usually set equal to 1, and ψ and ψ^* are the SM and excited fermion fields [385].

The production process is dominated by the contact interaction mechanism for all values of the compositeness scale Λ and of the mass of the neutrino $M(N_\ell)$ relevant in this analysis, while for the decay the dominant interaction changes depending on Λ and $M(N_\ell)$ [391].

This study from CMS focuses on the final state signature $\ell\ell q\bar{q}'$, where ℓ is either an electron or a muon [399]. For the HL-LHC sensitivity study, we use MC samples for the signal and the SM backgrounds. The MC samples for the signal are generated with CALCHEP v3.6 [397] using the NNPDF3.0 LO parton distribution functions [117]. The background samples considered are top quark pair production ($t\bar{t}$), single top quark production (tW), Drell-Yan (DY) process, W+jets and diboson production (WW, WZ, ZZ), and are generated with MADGRAPH5_AMC@NLO [67] using the CTEQ6L1 PDF set [52]. For all of the MC samples the hadronisation of partons is simulated with PYTHIA 8 [68] and the expected response of the upgraded CMS detector is performed with the fast-simulation package

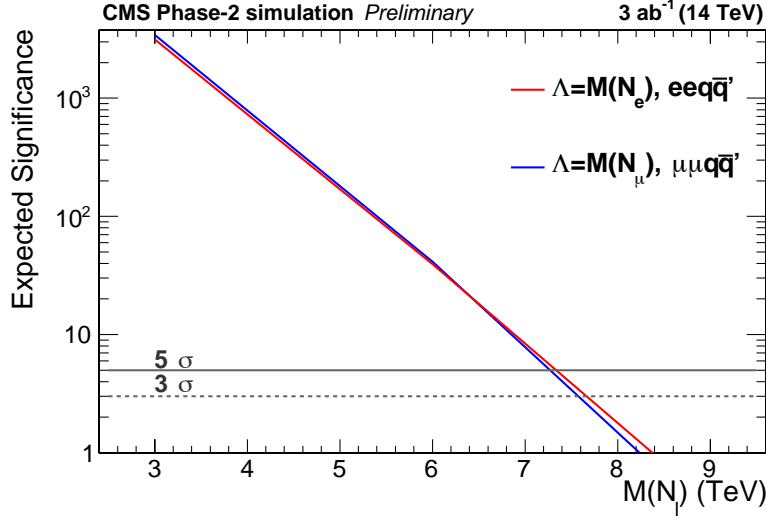


Fig. 5.1.10: Expected statistical significance for the HL-LHC projection of the $eeq\bar{q}'$ (red line) and $\mu\mu q\bar{q}'$ (blue line) channel for the case $\Lambda = M(N_\ell)$. The grey solid (dotted) line represents 5 (3) standard deviations, respectively.

DELPHES [33]. The contribution from additional pileup events has been included in the simulation as well.

In order to reduce the contamination from misreconstructed events, a kinematics-based selection is applied. The p_T of the leading lepton is required to be greater than 110 GeV, while the p_T of the subleading lepton must be greater than 40 GeV. All lepton candidates are required to be in the pseudorapidity range $|\eta| < 2.4$. Restricting to the high-mass region given by $M(\ell, \ell) > 300$ GeV, where $M(\ell, \ell)$ is the dilepton invariant mass, allows reducing the DY background without affecting the signal acceptance. The large-radius jets are analyzed using the PUPPI algorithm [400]. They are reconstructed with a distance parameter of $R = 0.8$ and they are required to have a minimum p_T of 200 GeV, to be within the region $|\eta| < 2.4$ and to be separated from leptons by a distance $\Delta R = \sqrt{(\Delta\eta)^2 + (\Delta\phi)^2} > 0.8$. Requiring one or more large-radius jets is suitable regardless of whether N_ℓ decays through gauge or contact interactions. In fact, for gauge mediated decays of the heavy composite neutrino, the two quarks are expected to overlap and thus form a large-radius jet, while in the case of contact-mediated decays, the two quarks are well separated, but form two large-radius jets because of the overlap with final state radiation. The signal region is therefore defined by requiring two same-flavour isolated leptons (electrons or muons) and at least one large-radius jet.

A shape-based analysis is performed looking at the invariant mass distribution of the two leptons and the leading large-radius jet, $M(\ell\ell J)$. The expected discovery sensitivity of a heavy composite Majorana neutrino, produced in association with a lepton, and decaying into a same-flavour lepton and two jets, is shown in Fig. 5.1.10. The CMS Phase-2 detector will be able to find evidence for a composite neutrino with mass below $M(N_\ell) = 7.6$ TeV. The $M(\ell\ell J)$ distributions of signal and SM backgrounds are also used as input in the computation of an upper limit at the 95% C.L. on the cross section of the heavy composite Majorana neutrino produced in association with a lepton times its branching fraction to a same-flavour lepton and two quarks, $\sigma(pp \rightarrow \ell N_\ell) \times \mathcal{B}(N_\ell \rightarrow \ell q\bar{q}')$. A CL_s criterion [91] is used to set upper limits. Systematic uncertainties are included on the integrated luminosity (1%), pileup (2%), electron ID (0.5%), electron scale (0.5%), muon ID (0.5%), muon scale (0.5%), jet energy scale (1%), jet energy resolution (1%), the background prediction (0.3%), and Drell-Yan theory (4%), and are evaluated in accordance with the most recent recommendations described in Ref. [401].

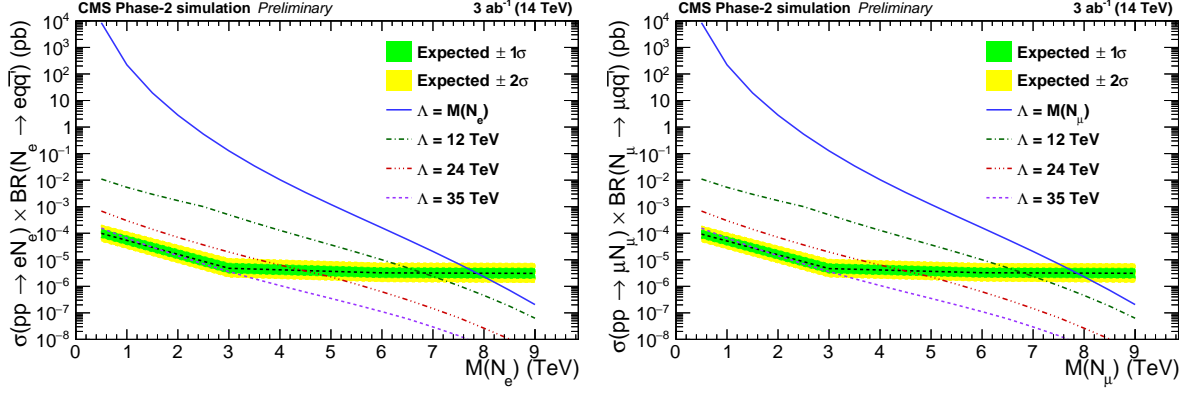


Fig. 5.1.11: Expected 95% C.L. upper limits for the HL-LHC projection (black dotted lines) on $\sigma(pp \rightarrow \ell N_\ell) \times \mathcal{B}(N_\ell \rightarrow \ell q \bar{q}')$, obtained in the analysis of the $eeq\bar{q}'$ (left) and the $\mu\mu q\bar{q}'$ (right) final states, as a function of the mass of the heavy composite Majorana neutrino. The corresponding green and yellow bands represent the expected variation of the limit to one and two standard deviation(s). The solid blue curve indicates the theoretical prediction of $\Lambda = M(N_\ell)$. The textured curves give the theoretical predictions for Λ values ranging from 12 to 35 TeV.

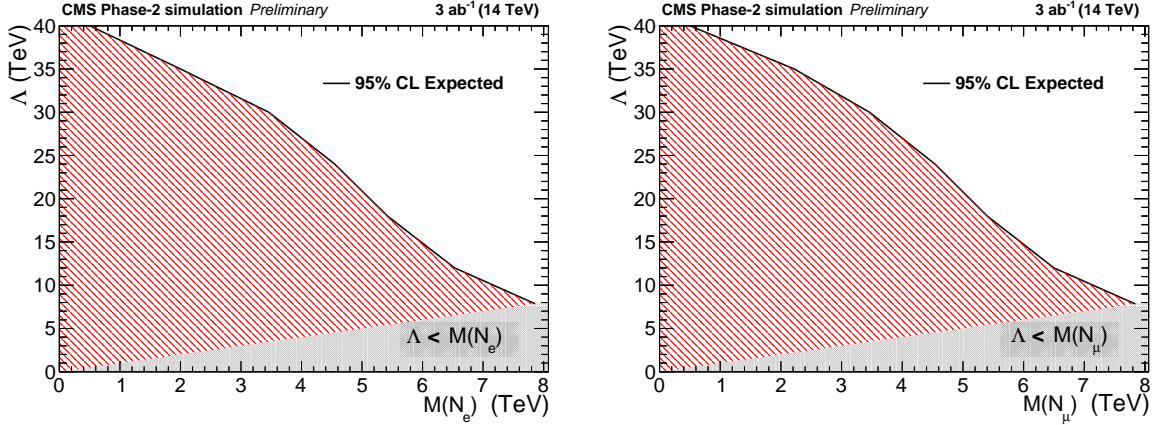


Fig. 5.1.12: Expected 95% C.L. lower limits (black lines) on the compositeness scale Λ , obtained in the analysis of the $eeq\bar{q}'$ (left) and the $\mu\mu q\bar{q}'$ (right) final states, as a function of the mass of the heavy composite Majorana neutrino. The gray zone corresponds to the phase space $\Lambda < M(N_\ell)$ not allowed by the model.

The results are shown in Fig. 5.1.11 for the $eeq\bar{q}'$ and $\mu\mu q\bar{q}'$ channels. Figure 5.1.12 displays the corresponding upper limits on the $(\Lambda, M(N_\ell))$ plane. The HL-LHC running conditions and Phase-2 detector will significantly extend the region of parameter space that can be probed. While in Run 2 the mass of the heavy composite Majorana neutrino could be excluded up to 4.60 (4.70) TeV in the $eeq\bar{q}'$ ($\mu\mu q\bar{q}'$) channel [393], for the case of $\Lambda = M(N_\ell)$, for the HL-LHC we could potentially exclude a composite neutrino up to a mass of 8 TeV with the same assumption on the compositeness scale.

The sensitivity of the search is also considered for the High-Energy LHC at $\sqrt{s} = 27$. Figure 5.1.13 shows that with the HE-LHC we could find evidence for a composite Majorana neutrino with mass below $M(N_\ell) = 12$ TeV, for $\Lambda = M(N_\ell)$. Figure 5.1.14 shows the results for several values of Λ . The projection of the exclusion limits is also presented in Fig. 5.1.15 for the $(\Lambda, M(N_\ell))$ plane. We conclude that, given the model condition $\Lambda = M(N_\ell)$, the HE-LHC could exclude a heavy composite Majorana neutrino with mass up to 12.5 TeV in both $eeq\bar{q}'$ and $\mu\mu q\bar{q}'$ channels.

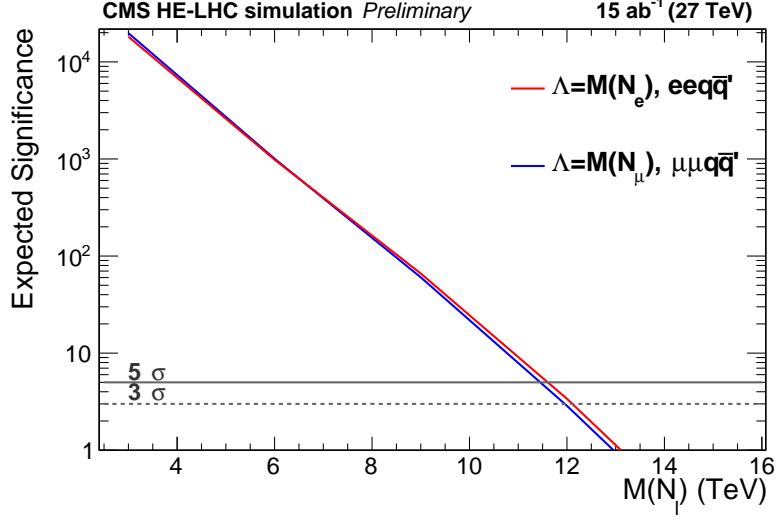


Fig. 5.1.13: Expected statistical significance for the HE-LHC projection of the $eeq\bar{q}'$ (red line) and the $\mu\mu q\bar{q}'$ (blue line) channel for the case $\Lambda = M(N_\ell)$. The gray solid (dotted) line represents 5 (3) standard deviations, respectively.

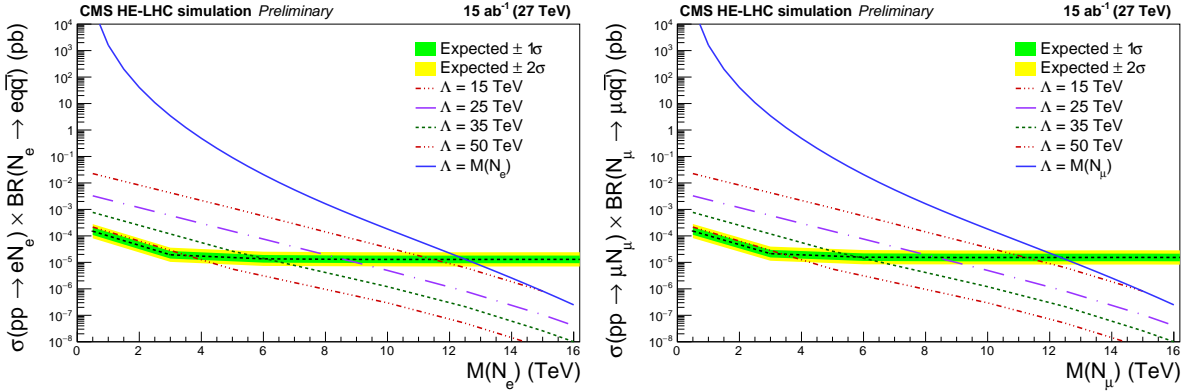


Fig. 5.1.14: Expected 95% C.L. upper limits for the HE-LHC projection of the $eeq\bar{q}'$ channel (left) and the $\mu\mu q\bar{q}'$ channel (right).

5.2 Leptoquarks and Z'

Leptoquarks are hypothetical particles that carry both baryon and lepton quantum numbers. They are colour-triplets and carry fractional electric charge. The spin of a LQ state is either 0 (scalar LQ) or 1 (vector LQ). At the LHC, the pair-production of LQs is possible via gluon-gluon fusion and quark-antiquark annihilation and the production cross section only depends on the mass of the LQ. For scalar LQs, it is known at NLO in perturbative QCD [402]. The LQ may also be singly produced, in association with a lepton, but the cross section is model dependent. New massive vector bosons, Z' , are a common feature of NP models. Typically they are assumed to couple in a flavour independent fashion. However, it is possible to build models where these couplings are generation dependent and, after moving to the mass basis, become inter-generational. Constraints on such couplings are weaker for the third generation. Such models have been invoked to explain several B -physics anomalies.

In this section the reach of the HL-LHC for LQs in the $t + \tau$ and $t + \mu$ channel is discussed in

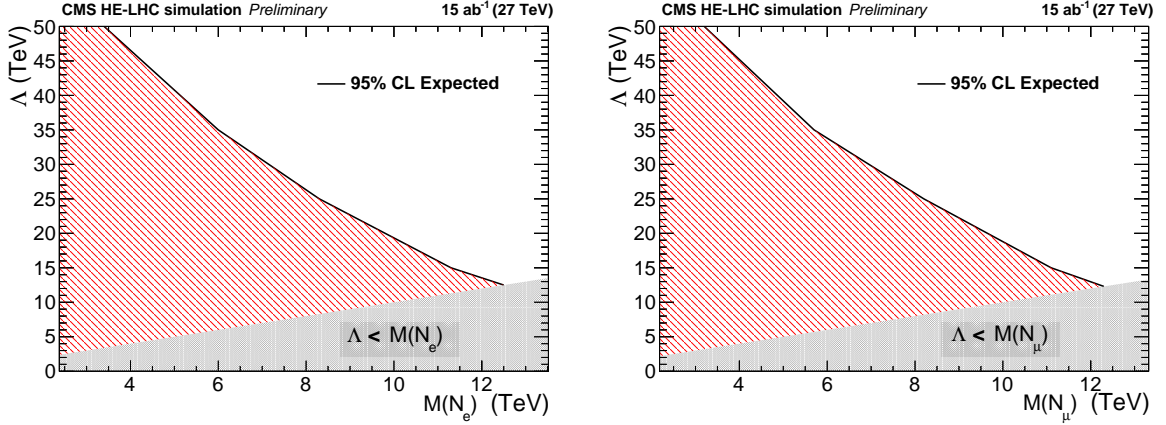


Fig. 5.1.15: Expected 95% C.L. lower limits (black lines) on the compositeness scale Λ , obtained in the analysis of the $eeq\bar{q}'$ (left) and the $\mu\mu q\bar{q}'$ (right) final states, as a function of the mass of the heavy composite Majorana neutrino for the HE-LHC projection. The gray zones are not allowed by the model.

Section 5.2.1. The reach of HL- and HE-LHC for models capable of explaining the B -physics anomalies is addressed in Section 5.2.2. HL-LHC searches for LQs in $b + \tau$ final states is discussed in Section 5.2.3, while the HE-LHC capability is considered in Section 5.2.4.

5.2.1 Leptoquark searches in $t + \tau$ and $t + \mu$ decays at HL-LHC

Contributors: J. Haller, R. Kogler, A. Reimers, CMS

The reach of searches for pair production of LQs with decays to $t + \mu$ and $t + \tau$ at CMS is studied for the HL-LHC with target integrated luminosities of $\mathcal{L}_{\text{int}}^{\text{target}} = 300 \text{ fb}^{-1}$ and 3 ab^{-1} [403]. The studies are based on projecting signal and background event yields to HL-LHC conditions from published CMS results of the $t + \mu$ [404] and $t + \tau$ [405] LQ decay channels which use data from proton-proton collisions at $\sqrt{s} = 13 \text{ TeV}$ corresponding to $\mathcal{L}_{\text{int}} = 35.9 \text{ fb}^{-1}$ recorded in 2016. While the analysis strategies are kept unchanged with respect to the ones in Ref.s [404, 405], different total integrated luminosities, the higher c.o.m. energy of 14 TeV, and different scenarios of systematic uncertainties are considered. In the first scenario (denoted “w/ YR18 syst. uncert.”), the relative experimental systematic uncertainties are scaled by a factor of $1/\sqrt{f}$, with $f = \mathcal{L}_{\text{int}}^{\text{target}}/35.9 \text{ fb}^{-1}$, until they reach a defined lower limit based on estimates of the achievable accuracy with the upgraded detector [8] as described in Section 1.2. The relative theoretical systematic uncertainties are halved. In the second scenario (denoted “w/ stat. uncert. only”), no systematic uncertainties are considered. The relative statistical uncertainties in both scenarios are scaled by $1/\sqrt{f}$.

Figure 5.2.1 presents the expected signal significances of the analyses as a function of the LQ mass for different assumed integrated luminosities in the “w/ YR18 syst. uncert.” and “w/ stat. uncert. only” scenarios. Increasing the target integrated luminosity to $\mathcal{L}_{\text{int}}^{\text{target}} = 3 \text{ ab}^{-1}$ greatly increases the discovery potential of both analyses. The LQ mass corresponding to a discovery at 5σ significance with a dataset corresponding to 3 ab^{-1} increases by more than 500 GeV compared to the situation at $\mathcal{L}_{\text{int}}^{\text{target}} = 35.9 \text{ fb}^{-1}$, from about 1200 GeV to roughly 1700 GeV, in the LQ $\rightarrow t\mu$ decay channel. For LQs decaying exclusively to top quarks and τ leptons, a gain of 400 GeV is expected, pushing the LQ mass in reach for a 5σ discovery from 800 GeV to 1200 GeV.

In Fig. 5.2.2, the expected projected exclusion limits on the LQ pair production cross section are shown. Leptoquarks decaying only to top quarks and muons are expected to be excluded below masses of 1900 GeV for 3 ab^{-1} , which is a gain of 500 GeV compared to the limit of 1420 GeV obtained in the published analysis of the 2016 dataset [404]. The mass exclusion limit for LQs decaying exclusively to top quarks and τ leptons are expected to be increased by 500 GeV, from 900 GeV to approximately

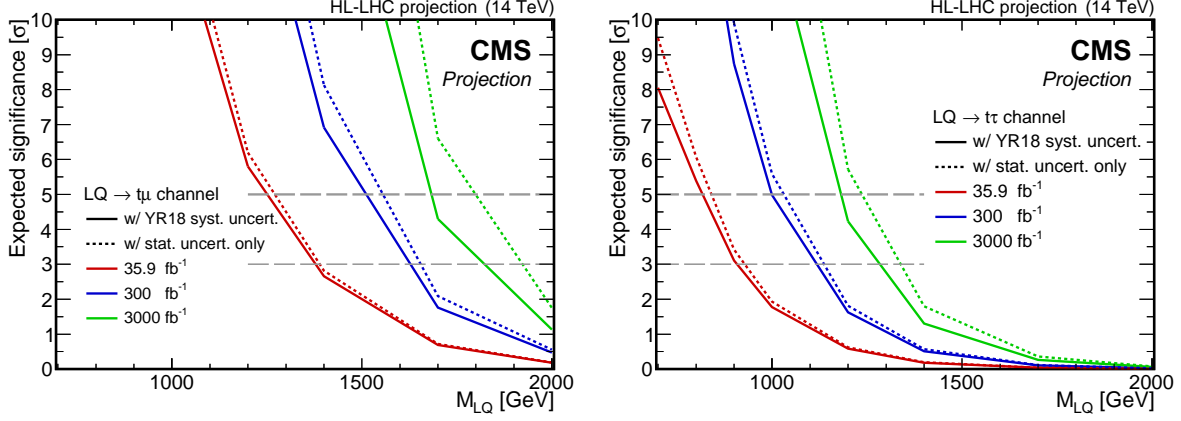


Fig. 5.2.1: Expected significances for an LQ decaying exclusively to top quarks and muons (left) or τ leptons (right).

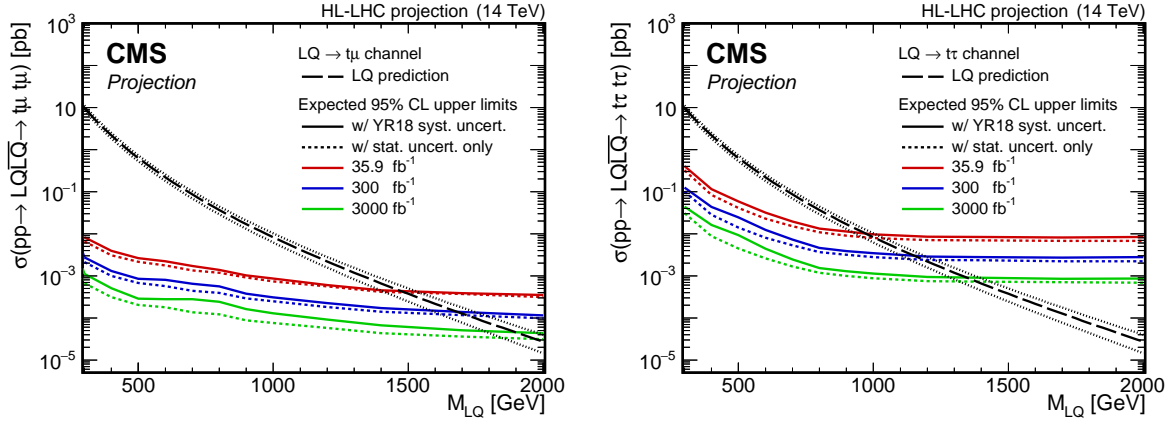


Fig. 5.2.2: Expected upper limits on the LQ pair production cross section at the 95% C.L. for an LQ decaying exclusively to top quarks and muons (left) or τ leptons (right).

1400 GeV.

Figure 5.2.3 shows the expected signal significances and upper exclusion limits on the pair production cross section of scalar LQs allowed to decay to top quarks and muons or τ leptons at the 95% C.L. as a function of the LQ mass and a variable branching fraction $\mathcal{B}(LQ \rightarrow t\mu) = 1 - \mathcal{B}(LQ \rightarrow \tau\tau)$ for an integrated luminosity of 3 ab^{-1} in the two different scenarios. For all values of \mathcal{B} , LQ masses up to approximately 1200 GeV and 1400 GeV are expected to be in reach for a discovery at the 5σ level and a 95% C.L. exclusion, respectively.

5.2.2 Z' and leptoquarks for B decay anomalies at HL- and HE-LHC

Contributors: B. Allanach, B. Gripaios, T. Tevong You

Recent measurements of R_K^* and other b observables indicate that the $\bar{b}P_L s \bar{\mu}P_L \mu$ vertex may be receiving BSM corrections. Here, we examine simplified models that may predict such corrections at the tree-level: Z' models and leptoquark models depicted in Fig. 5.2.4.

The ‘naïve’ Z' model contains the Lagrangian pieces

$$\mathcal{L}_{Z'}^{\text{min.}} \supset \left(g_L^{sb} Z'_\rho \bar{s} \gamma^\rho P_L b + \text{h.c.} \right) + g_L^{\mu\mu} Z'_\rho \bar{\mu} \gamma^\rho P_L \mu, \quad (5.2.1)$$

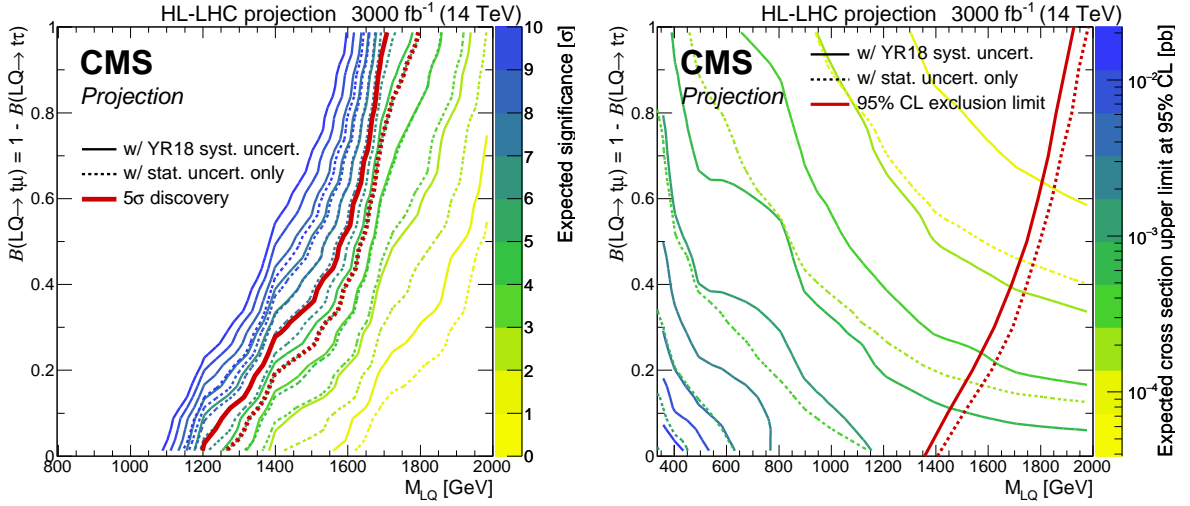


Fig. 5.2.3: Expected significances (left) and expected upper limits on the LQ pair-production cross section at the 95% C.L. (right) as a function of the LQ mass and the branching fraction. Colour-coded lines represent lines of a constant expected significance or cross section limit, respectively. The red lines indicate the 5σ discovery level (left) and the mass exclusion limit (right).

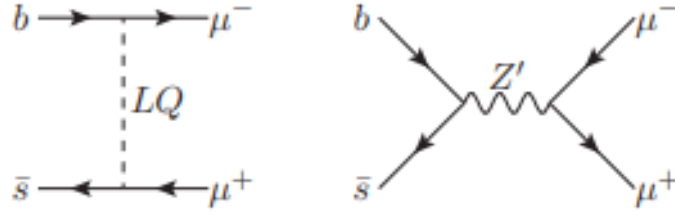


Fig. 5.2.4: Feynman diagrams of two simplified models for mediating an effective operator that explains discrepancies in $B \rightarrow K^{(*)} \mu^+ \mu^-$ decays as compared to SM predictions. The diagram on the left hand side shows mediation by a scalar LQ, whereas the right-hand side shows mediation by a flavour dependent Z' .

whereas the more realistic ‘ $33\mu\mu$ ’ Z' model contains more couplings ($SU(2)_L$ and flavour copies):

$$\begin{aligned} \mathcal{L}_{Z'}^{33\mu\mu} \supset & g_L^q Z'_\rho \left[\bar{t} \gamma^\rho P_L t + |V_{tb}|^2 \bar{b} \gamma^\rho P_L b + |V_{td}|^2 \bar{d} \gamma^\rho P_L d + |V_{ts}|^2 \bar{s} \gamma^\rho P_L s \right. \\ & \left. + (V_{tb} V_{ts}^* \bar{b} \gamma^\rho P_L s + V_{ts}^* V_{td} \bar{d} \gamma^\rho P_L s + V_{tb} V_{td}^* \bar{b} \gamma^\rho P_L d + \text{h.c.}) \right. \\ & \left. + g_L^{\mu\mu} \left(\bar{\mu} \gamma^\rho P_L \mu + \sum_{i,j} \bar{\nu}_i U_{i\mu} \gamma^\rho P_L U_{\mu j}^* \nu_j \right) \right], \end{aligned} \quad (5.2.2)$$

where U denotes the PMNS matrix involved in lepton mixing. In a fit to ‘clean’ b -observables including $R_{K^{(*)}}$ Ref. [406], we have that, in the naïve Z' model,

$$|g_L^{sb} g_L^{\mu\mu}| = (1.0 \pm 0.25) \left(\frac{M_{Z'}}{31 \text{ TeV}} \right)^2, \quad (5.2.3)$$

which we use to constrain the couplings and masses of the Z' , (the $33\mu\mu$ model’s Z' couplings to $\bar{s}b$ and $\mu^+ \mu^-$ can also be matched to Eq. (5.2.1)).

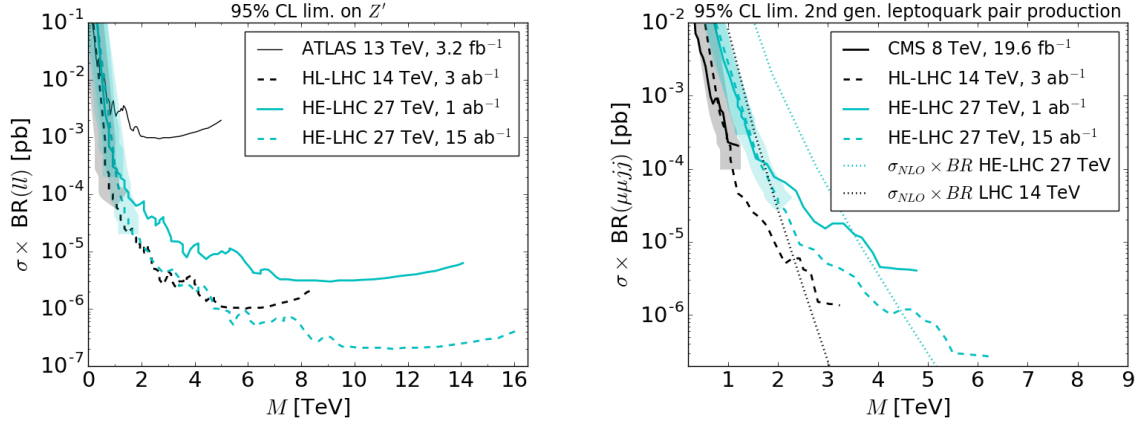


Fig. 5.2.5: Current bounds and projected sensitivities to the naïve Z' model. Left: bounds from a 3.2 fb^{-1} ATLAS Z' search in the $\mu^+\mu^-$ channel [409]. Right: bounds from a 19.6 fb^{-1} search for the process $gg \rightarrow \bar{S}_3 S_3 \rightarrow (\mu^- j)(\mu^+ j)$, these bounds were then used [410] to extrapolate to the HE-LHC and HL-LHC, and the predicted NLO production cross-sections for the production of the $S_3 \bar{S}_3$ pairs.

There are particular combinations of quantum numbers allowed for the LQs [406–408], depending upon their spin. For the scalar case this is the triplet LQ S_3 , with quantum numbers $(\bar{3}, 3, \frac{1}{3})$ under $SU(3)_c \times SU(2)_L \times U(1)_Y$ and mass M , whose Yukawa couplings to the third family left-handed quark and second family left-handed lepton doublets Q_3 and L_2 are of the form

$$y_{b\mu} Q_3 L_2 S_3 + y_{s\mu} Q_2 L_2 S_3 \text{h.c.} . \quad (5.2.4)$$

Its effect on the clean b -observables result in a constraint

$$|y_{sb} y_{b\mu}| = (1.00 \pm 0.25) \left(\frac{M}{31 \text{ TeV}} \right)^2, \quad (5.2.5)$$

from the fit [406].

In Fig. 5.2.5, we display the projected sensitivities on the naïve Z' and scalar leptoquark models of the HE-LHC and HL-LHC, extrapolated from a 3.2 fb^{-1} ATLAS Z' resonance search in the $\mu^+\mu^-$ model as a function of Z' mass. The extrapolation is performed under the following approximations: changes in efficiency with respect to changing \sqrt{s} or other changes to the operating environment are neglected, and the *narrow width* approximation is used. At strong coupling, the narrow width approximation becomes bad. In the right-hand plot, the sensitivity coming from the process $gg \rightarrow \bar{S}_3 S_3 \rightarrow \mu^+ j \mu^- j$ depicted in Fig. 5.2.6 is shown. The sensitivities are phrased in terms of production cross-section times BRs of final states on the vertical axis. In the LQ model, the production cross-section depends only upon the mass M of the LQ: its coupling is given by the QCD gauge coupling. We see that HL-LHC(HE-LHC) is sensitive to LQs of mass up to 2.5(4.2) TeV for this topology. The $B_s - \bar{B}_s$ mixing constraint implies $|y_{b\mu} y_{s\mu}^*| < M/(26 \text{ TeV})$ for the S_3 LQ case. Combining this with Eq. (5.2.5) yields a bound $M < 40 \text{ TeV}$ ⁴ [406]. Thus, the HL-LHC and HE-LHC could probe a non-negligible fraction of the viable LQ parameter space.

For the Z' models, the production cross-section depends sensitively upon the coupling g_L^{bs} . If the coupling is large, Z' s with masses up to 18 TeV can explain $R_K^{(*)}$ and still be compatible with bounds originating from $B_s - \bar{B}_s$ mixing measurements ($|g_L^{sb}| \leq M_{Z'}/148 \text{ TeV}$) [406]. We display the relevant

⁴One can also consider singlet or triplet vector LQs whose joint constraints imply $M < 20, 40 \text{ TeV}$, respectively, but whose sensitivities are equal to those of the S_3 .

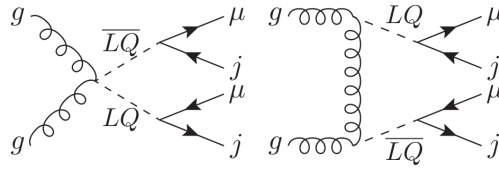


Fig. 5.2.6: Example processes contributing to $S_3\bar{S}_3$ production and subsequent decay at the LHC.

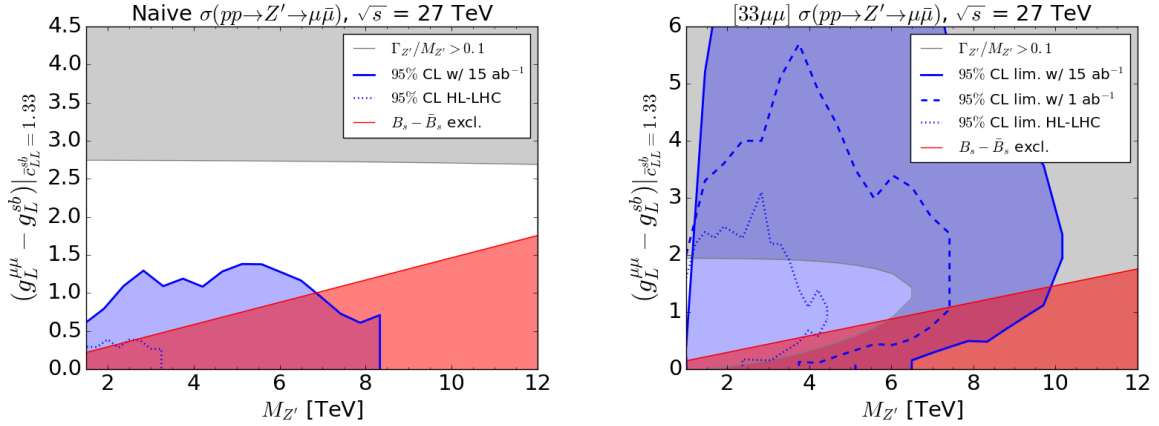


Fig. 5.2.7: Current bounds and projected sensitivities to Z' models explaining $R_{K^{(*)}}$. Each point in the plane has had the couplings adjusted to be consistent with the central value of Eq. (5.2.3). The red region is excluded from $B_s - \bar{B}_s$ mixing measurements, the blue region shows the expected 95% C.L. sensitive region and the greyed region is at width $\Gamma > 0.1M_{Z'}$, meaning that the extrapolation used to calculate sensitivities (which uses the narrow width approximation) is inaccurate. The blue region shows the region of sensitivity. The vertical axis shows the difference between the muonic and the quark Z' coupling, initially intended to show when one is large compared to the other. However, the $B_s - \bar{B}_s$ mixing constraint implies that $g_L^{sb} \ll g_L^{\mu\mu}$ and so the vertical axis is equal to $g_L^{\mu\mu}$, to a good approximation.

sensitivities and bounds upon flavourful Z' models in Fig. 5.2.7 as a function of coupling and mass. From the left hand panel, we see that the HL-LHC only probes a small fraction of the viable naïve Z' parameter space. However, when we examine more realistic model (the $33\mu\mu$ model) in the right-hand panel, we see that a large fraction of parameter space where the narrow width approximation applies is covered. These conclusions become stronger when one examines the sensitivity of the HE-LHC, as the solid lines display: the viable region of the $33\mu\mu$ model with narrow width approximation is completely covered, for example.

We note that the results presented herein represent only a rough estimation and further more detailed studies are desirable. In particular, the narrow width approximation in the case of the LQs is likely to be a rough approximation because one is really producing a pair of LQs. Our approximations effectively assume that they are produced at threshold. At higher luminosities or energies, the efficiency for identifying isolated muons will change, as well as the efficiencies for identifying jets. This could be better estimated by performing Monte-Carlo event generation studies together with a detector simulation rather than extrapolating current limits from the LHC.

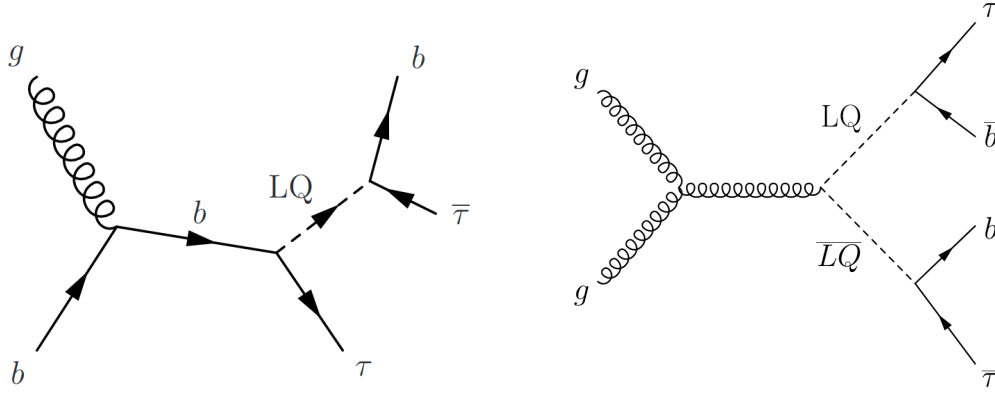


Fig. 5.2.8: Leading order Feynman diagrams for the production of a third-generation LQ in the single production s-channel (left) and the pair production channel via gluon fusion (right).

5.2.3 Search for leptoquarks decaying to τ and b at HL-LHC

Contributors: Y. Takahashi, P. Matorras, CMS

Third-generation scalar LQs have recently received considerable interest from the theory community, as the existence of leptoquarks with large couplings can explain the anomaly in the $\bar{B} \rightarrow D\tau\bar{\nu}$ and $\bar{B} \rightarrow D^*\tau\bar{\nu}$ decay rates reported by the BaBar [411, 412], Belle [413–418], and LHCb [419] Collaborations.

This analysis from CMS [420] presents future discovery and exclusion prospects for singly and pair produced third-generation scalar LQs, each decaying to τ_h and a bottom quark. Here, τ_h denotes a hadronically decaying τ lepton. The relevant Feynman diagrams of the signal processes at leading order (LO) are shown in Fig. 5.2.8.

The analysis uses DELPHES [33] event samples of simulated pp collisions at a c.o.m. energy of 14 TeV, corresponding to integrated luminosities of 300 fb^{-1} and 3 ab^{-1} . The matrix elements of LQ signals for both single and pair LQ production are generated at LO using version 2.6.0 of MADGRAPH5_AMC@NLO [67] for $m_{LQ} = 500, 1000, 1500, \text{ and } 2000 \text{ GeV}$. The branching fraction β of the LQ to a charged lepton and a quark, in this case $LQ \rightarrow \tau b$, is assumed to be $\beta = 1$. The unknown Yukawa coupling λ of the LQ to a τ lepton and a bottom quark is set to $\lambda = 1$. The width Γ is calculated using $\Gamma = m_{LQ}\lambda^2/(16\pi)$ [421], and is less than 10% of the LQ mass for most of the considered search range. The signal samples are normalised to the cross section calculated at LO, multiplied by a K factor to account for higher order contributions [422].

Similar event selections are used in both the singly and pair produced LQ searches, except for the requirement on the number of jets. In both channels, two reconstructed τ_h with opposite-sign charge are required, each with transverse momentum $p_{T,\tau} > 50 \text{ GeV}$ and a maximum pseudorapidity $|\eta_\tau| < 2.3$. In the search for single production, the presence of at least one reconstructed jet with $p_T > 50 \text{ GeV}$ is required, while at least two are required in the search for pair production. Jets are reconstructed with FASTJET [35], using the anti- k_T algorithm [34], with a distance parameter of 0.4.

To reduce background due to Drell-Yan (particularly $Z \rightarrow \tau\tau$) events, the invariant mass of the two selected τ_h , $m_{\tau\tau}$, is required to be $> 95 \text{ GeV}$. In addition, at least one of the previously selected jets is required to be b-tagged to reduce QCD multijet backgrounds. Finally, an event is rejected if it contains an identified and isolated electron (muon), with $p_T > 10 \text{ GeV}$, $|\eta| < 2.4$ (2.5). The acceptance of the signal events is 4.9% (11%) for single (pair) production, where the BR of two τ leptons decaying hadronically is included in the numerator of the acceptance.

Signal extraction is based on a binned maximum likelihood fit to the distribution of the scalar p_T sum S_T , which is defined as the sum of the transverse momenta of the two τ_h and either the highest- p_T

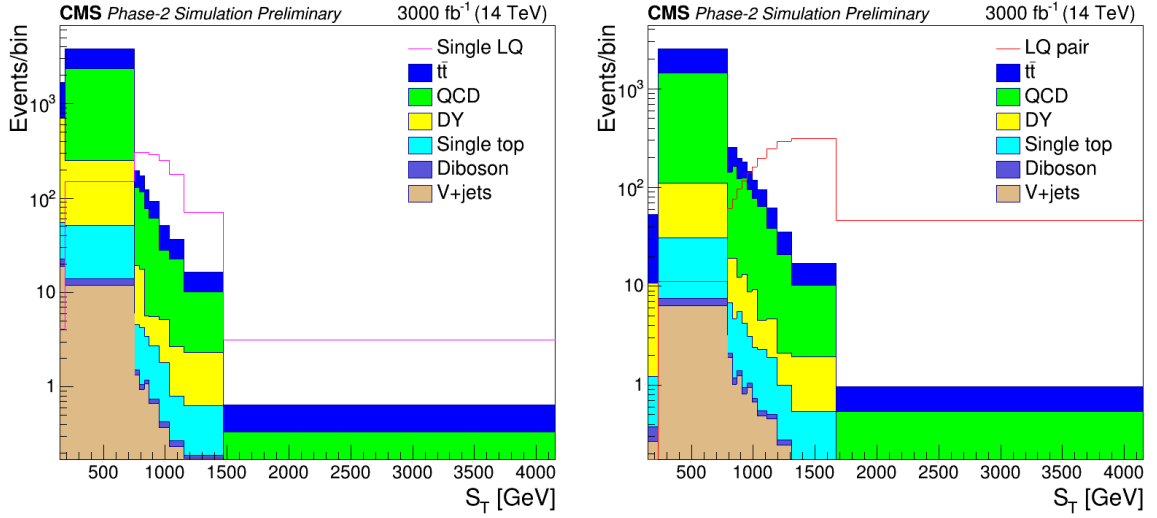


Fig. 5.2.9: Left: scalar sum of the p_T of the two selected τ leptons and the highest- p_T jet in the single LQ selection region. Right: scalar sum of the p_T of the two selected τ leptons and the two highest- p_T jets in the LQ pair search region. The considered backgrounds are shown as stacked histograms, while empty histograms for signals for the single LQ and LQ pair channels (for $m_{LQ} = 1000$ GeV) are overlaid to illustrate the sensitivity. Both signal and background are normalised to a luminosity of 3 ab^{-1} .

jet in the case of single LQ production, or the two highest- p_T jets in the case of LQ pair production. These distributions are shown in Fig. 5.2.9 for the HL-LHC 3 ab^{-1} scenario.

Systematic uncertainties are calculated by scaling the current experimental uncertainties. For uncertainties limited by statistics, including the uncertainty on the DY (3.3%) and QCD (3.3%) cross sections, a scale factor of $1/\sqrt{\mathcal{L}}$ is applied, for an integrated luminosity ratio \mathcal{L} . For uncertainties coming from theoretical calculations, a scale factor of 1/2 is applied with respect to current uncertainties, as is the case for the uncertainties on the cross section for top (2.8%) or diboson (3%) events. Other experimental systematic uncertainties are scaled by the square root of the integrated luminosity ratio until the uncertainty reaches a minimum value, including uncertainties on the integrated luminosity (1%), τ identification (5%) and b-tagging/misidentification (1%/5%).

Figure 5.2.10 shows an upper limit at 95% CL on the cross section times branching fraction β as a function of m_{LQ} by using the asymptotic CLs modified frequentist criterion [90, 91, 250, 423]. Upper limits are calculated considering two different scenarios. The first one, hereafter abbreviated as "stat. only" considers only statistical uncertainties, to observe how the results are affected by the increase of the integrated luminosity. The second scenario, hereafter abbreviated as "stat.+syst.," also includes the estimate of the systematic uncertainties at the HL-LHC. For the single LQ production search, the theoretical prediction for the cross section assumes $\lambda = 1$ and $\beta = 1$.

Comparing the limits with theoretical predictions assuming unit Yukawa coupling $\lambda = 1$, third-generation scalar leptoquarks are expected to be excluded at 95% confidence level for LQ masses below 730 (1250) GeV for a luminosity of 300 fb^{-1} , and below 1130 (1520) GeV for 3 ab^{-1} in the single (pair) production channel, considering both statistical and systematic uncertainties.

Since the single-LQ signal cross section scales with λ^2 , it is straightforward to recast the results presented in Fig. 5.2.10 in terms of expected upper limits on m_{LQ} as a function of λ , as shown in Fig. 5.2.11. The blue band shows the parameter space (95% CL) for the scalar LQ preferred by the B physics anomalies: $\lambda = (0.95 \pm 0.50)m_{LQ}(\text{TeV})$ [424]. For the 300 (3000) fb^{-1} luminosity scenario, the leptoquark pair production channel is more sensitive if $\lambda < 2.7$ (2.3), while the single leptoquark

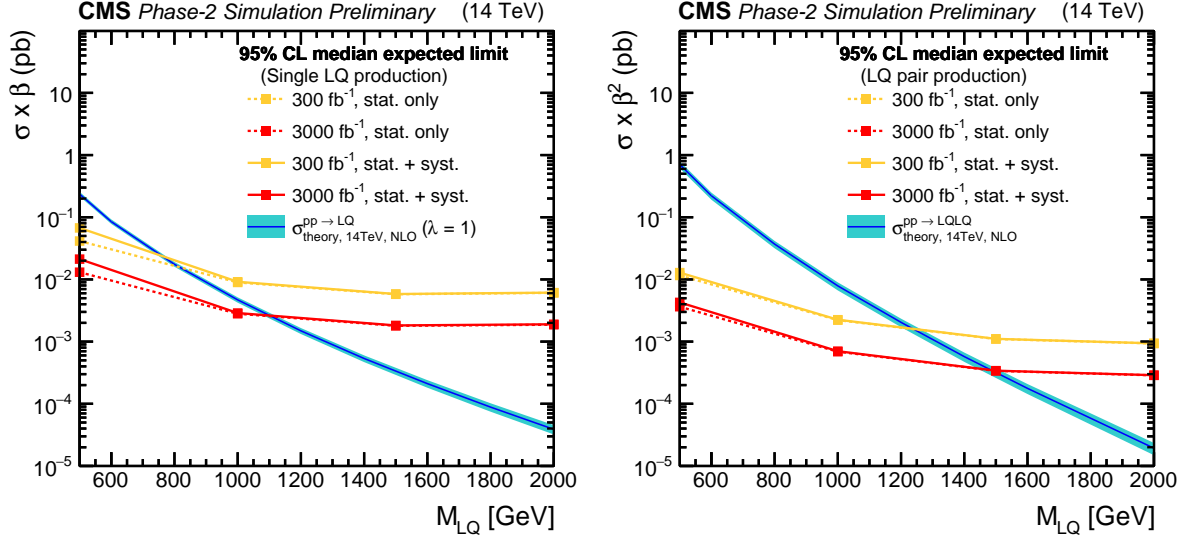


Fig. 5.2.10: Expected limits at 95% CL on the product of the cross section σ and the branching fraction β , as a function of the LQ mass, for the two high luminosity projections, 300 fb^{-1} (red) and 3 ab^{-1} (orange), for both the stat. only (dashed lines) and the stat.+syst. scenarios (solid lines). This is shown in conjunction with the theoretical predictions at NLO [422] in cyan. Projections are calculated for both the single LQ (left) and LQ pair production (right).

production is dominant otherwise.

Using the predicted cross section [422] of the signal, it is also possible to estimate the maximal LQ mass expected to be in reach for a 5σ discovery. Figure 5.2.12 shows the expected local significance of a signal-like excess as a function of the LQ mass hypothesis.

In summary, this study shows that future LQ searches under higher luminosity conditions are promising, as they are expected to greatly increase the reach of the search. They also show that the pair production channel is expected to be the most sensitive. A significance of 5σ is within reach for LQ masses below 800 (1200) GeV for the single (pair) production channels in the 300 fb^{-1} scenario and 1000 (1500) GeV for the 3 ab^{-1} scenario.

5.2.4 HE-LHC sensitivity study for leptoquarks decaying to $\tau + b$

Contributors: A. Greljo and L. Mitnacht

We analysed the sensitivity of the 27 TeV pp collider with 15 ab^{-1} integrated luminosity to probe pair production of the scalar and vector leptoquarks decaying to $(b\tau)$ final state. We investigated events containing either one electron or muon, one hadronically decaying tau lepton, and at least two jets. The signal events and the dominant background events ($t\bar{t}$) were generated with MadGraph5_aMC@NLO at leading-order. PYTHIA6 was used to shower and hadronise events and DELPHES3 was used to simulate the detector response. The scalar leptoquark (r_{23}) and the vector leptoquark (U_1) UFO model files were taken from [422].

To verify the procedure, we simulated the $t\bar{t}$ background and the scalar leptoquark signal at 13 TeV and compared to the predicted shapes in the S_T distribution from the existing CMS analysis [425]. After we verified the 13 TeV analysis, we simulated the signal and the dominant background events at 27 TeV. From these samples, we selected all events satisfying the particle content requirements and applied the lower cut in the S_T variable. The cut threshold was chosen to maximise s/\sqrt{b} while requiring at least 2 expected signal events at an integrated luminosity of 15 ab^{-1} . In the case of the vector leptoquark we considered the Yang-Mills ($\kappa = 1$) and the minimal coupling ($\kappa = 0$) scenarios [422]. From the

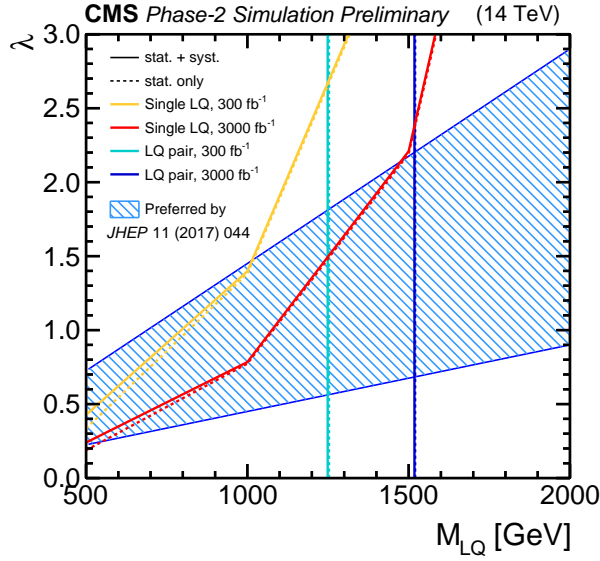


Fig. 5.2.11: Expected exclusion limits at 95% CL on the Yukawa coupling λ at the LQ-lepton-quark vertex, as a function of the LQ mass. A unit branching fraction β of the LQ to a τ lepton and a bottom quark is assumed. Future projections for 300 fb^{-1} and 3 ab^{-1} are shown for both the stat. only and stat.+syst. scenarios, shown as dashed and filled lines respectively, and for both the single LQ and LQ pair production, where the latter corresponds to the vertical line (since it does not depend on λ). The left hand side of the lines represents the exclusion region for each of the projections, whereas the region with diagonal blue hatching shows the parameter space preferred by one of the models proposed to explain anomalies observed in B physics [424].

simulations of the scalar and vector leptoquark events, we found the ratio of the cross-sections, and assuming similar kinematics, we estimated the sensitivity also for the vector leptoquark U_1 .

As shown in Fig. 5.2.13, the HE-LHC collider will be able to probe pair produced third generation scalar leptoquark (decaying exclusively to $b\tau$ final state) up to mass of $\sim 4 \text{ TeV}$ and vector leptoquark up to $\sim 4.5 \text{ TeV}$ and $\sim 5.2 \text{ TeV}$ for the minimal coupling and Yang-Mills scenarios, respectively. While this result is obtained by a rather crude analysis, it shows the impressive reach of the future high-energy pp -collider. In particular, the HE-LHC will cut deep into the relevant perturbative parameter space for $b \rightarrow c\tau\nu$ anomaly. As a final comment, this is a rather conservative estimate of the sensitivity to leptoquark models solving $R(D^*)$ anomaly, since a dedicated single leptoquark production search is expected to yield even stronger bounds [422, 424].

5.3 High p_T implications of flavour anomalies

Contributors: A. Celis, A. Greljo, L. Mitnacht, M. Nardecchia, T. You

Precision measurements of flavour transitions at low energies, such as flavour changing B , D and K decays, are sensitive probes of hypothetical dynamics at high energy scales. These can provide the first evidence of new BSM phenomena, even before direct discovery of new particles at high energy colliders. Indeed, the current anomalies observed in B -meson decays, the charge current one in $b \rightarrow c\tau\nu$ transitions, and neutral current one in $b \rightarrow s\ell^+\ell^-$, may be the first hint of new dynamics which is still waiting to be discovered at high- p_T . When considering models that can accommodate the anomalies, it is crucial to analyse the constraints derived from high- p_T searches at the LHC, since these can often rule out significant regions of model parameter space. Below we review these constraints, and assess the impact of the HL- and HE-LHC upgrades.

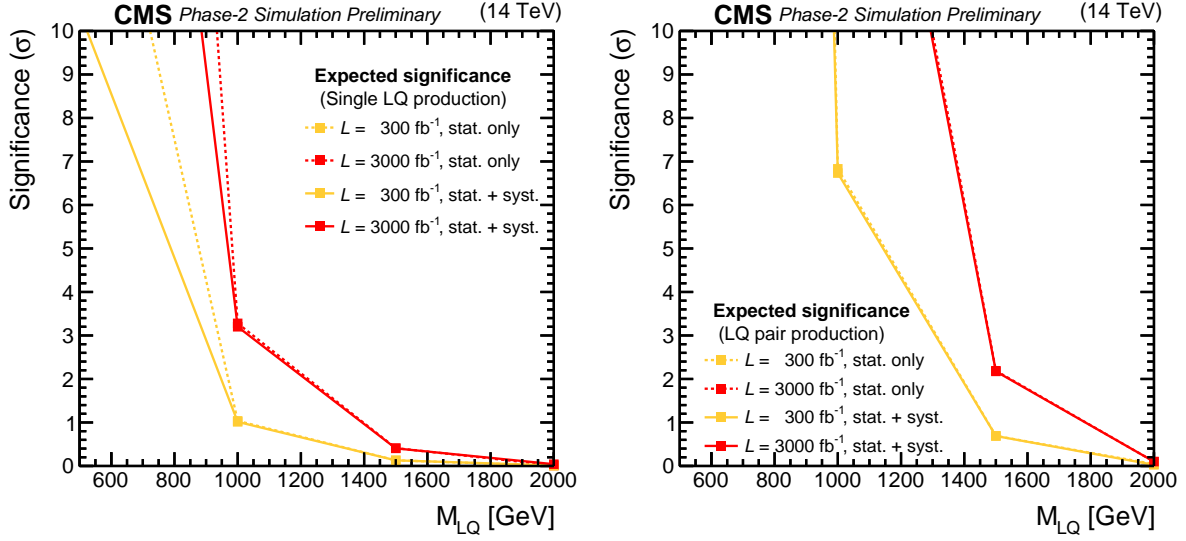


Fig. 5.2.12: Expected local significance of a signal-like excess as a function of the LQ mass, for the two high luminosity projections, 300 fb^{-1} (red) and 3 ab^{-1} (orange), assuming the theoretical prediction for the LQ cross section at NLO [422], calculated with $\lambda = 1$ and $\beta = 1$. Projections are calculated for both single LQ (left) and LQ pair production (right).

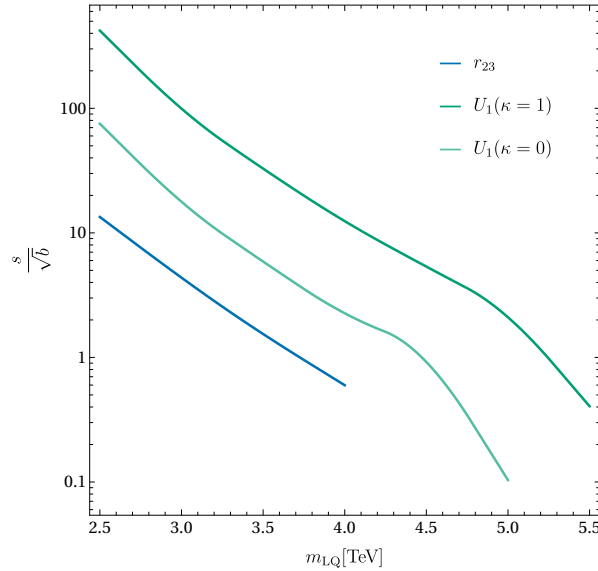


Fig. 5.2.13: Expected sensitivity for pair production of scalar (r_{23}) and vector (U_1) leptoquark at 27 TeV pp collider with an integrated luminosity of 15 ab^{-1} .

5.3.1 EFT analysis

If the dominant NP effects give rise to dimension-six SMEFT operators, the low-energy flavour measurements are sensitive to C/Λ^2 , with C the dimensionless NP Wilson coefficient and Λ the NP scale. The size of the Wilson coefficient is model dependent, and thus so is the NP scale required to explain the $R_{D^{(*)}}$ and $R_{K^{(*)}}$ anomalies. Perturbative unitarity sets an upper bound on the energy scale below which new dynamics need to appear [426]. The conservative bounds on the scale of unitarity violation are $\Lambda_U = 9.2 \text{ TeV}$ and 84 TeV for $R_{D^{(*)}}$ and $R_{K^{(*)}}$, respectively, obtained when the flavour structure of NP operators is exactly aligned with what is needed to explain the anomalies. More realistic frame-

works for flavour structure, such as MFV, $U(2)$ flavour models, or partial compositeness, give rise to NP effective operators with largest effects for the third generation. This results in stronger unitarity bounds, $\Lambda_U = 1.9$ TeV and 17 TeV for $R_{D^{(*)}}$ and $R_{K^{(*)}}$, respectively. These results mean that: (i) the mediators responsible for the $b \rightarrow c\tau\nu$ charged current anomalies are expected to be in the energy range of the LHC, (ii) the mediators responsible for the $b \rightarrow s\ell\ell$ neutral current anomalies could well be above the energy range of the LHC. However, in realistic flavour models also these mediators typically fall within the (HE-)LHC reach.

If the neutrinos in $b \rightarrow c\tau\nu$ are part of a left-handed doublet, the NP responsible for $R_{D^{(*)}}$ anomaly generically implies a sizeable signal in $pp \rightarrow \tau^+\tau^-$ production at high- p_T . For realistic flavour structures, in which $b \rightarrow c$ transition is $\mathcal{O}(V_{cb})$ suppressed compared to $b \rightarrow b$, one expects rather large $bb \rightarrow \tau\tau$ NP amplitude. Schematically, $\Delta R_{D^{(*)}} \sim C_{bb\tau\tau}(1 + \lambda_{bs}/V_{cb})$, where $C_{bb\tau\tau}$ is the size of effective dim-6 interactions controlling $bb \rightarrow \tau\tau$, and λ_{bs} is a dimensionless parameter controlling the size of flavour violation. Recasting ATLAS 13 TeV, 3.2 fb^{-1} search for $\tau^+\tau^-$ [427], Ref. [428] showed that $\lambda_{bs} = 0$ scenario is already in slight tension with data. For $\lambda_{bs} \sim 5$, which is moderately large, but still compatible with FCNC constraints, HL (or even HE) upgrade of the LHC would be needed to cover the relevant parameter space implied by the anomaly (see Ref. [424]). For large λ_{bs} the limits from $pp \rightarrow \tau^+\tau^-$ become comparable with direct the limits on $pp \rightarrow \tau\nu$ from the bottom-charm fusion. The limits on the EFT coefficients from $pp \rightarrow \tau\nu$ were derived in Ref. [429], and the future LHC projections are promising. The main virtue of this channel is that the same four-fermion interaction is compared in $b \rightarrow c\tau\nu$ at low energies and $bc \rightarrow \tau\nu$ at high- p_T . Since the effective NP scale in $R(D^{(*)})$ anomaly is low, the above EFT analyses are only indicative. For more quantitative statements we review below bounds on explicit models.

The hints of NP in $R_{K^{(*)}}$ require a $(bs)(\ell\ell)$ interaction. Correlated effects in high- p_T tails of $pp \rightarrow \mu^+\mu^-(e^+e^-)$ distributions are expected, if the numerators (denominators) of LFU ratios $R_{K^{(*)}}$ are affected. Reference [430] recast the 13 TeV 36.1 fb^{-1} ATLAS search [431] (see also Ref. [432]), to set limits on a number of semi-leptonic four-fermion operators, and derive projections for HL-LHC (see Ref. [430]). These show that direct limits on the $(bs)(\ell\ell)$ operator from the tails of distributions will never be competitive with those implied by the rare B -decays [430,433]. On the other hand, flavour conserving operators, $(qq)(\ell\ell)$, are efficiently constrained by the high p_T tails of the distributions. The flavour structure of an underlining NP could thus be probed by constraining ratios $\lambda_{bs}^q = C_{bs}/C_{qq}$ with C_{bs} fixed by the $R_{K^{(*)}}$ anomaly. For example, in models with MFV flavour structure, so that $\lambda_{bs}^{u,d} \sim V_{cb}$, the present high- p_T dilepton data is already in slight tension with the anomaly [430]. Instead, if couplings to valence quarks are suppressed, *e.g.*, if NP dominantly couples to the 3rd family SM fermions, then $\lambda_{bs}^b \sim V_{cb}$. Such NP will hardly be probed even at the HL-LHC, and it is possible that NP responsible for the neutral current anomaly might stay undetected in the high- p_T tails at HL-LHC and even at HE-LHC. Future data will cover a significant part of viable parameter space, though not completely, so that discovery is possible, but not guaranteed.

5.3.2 Constraints on simplified models for $b \rightarrow c\tau\nu$

Since the $b \rightarrow c\tau\nu$ decay is a tree-level process in the SM that receives no drastic suppression, models that can explain these anomalies necessarily require a mediator that contributes at tree-level:

- *SM-like W'* : A SM-like W' boson, coupling to left-handed fermions, would explain the approximately equal enhancements observed in $R(D)$ and $R(D^*)$. A possible realisation is a colour-neutral real $SU(2)_L$ triplet of massive vector bosons [434]. However, typical models encounter problems with current LHC data since they result in large contributions to $pp \rightarrow \tau^+\tau^-$ cross-section, mediated by the neutral partner of the W' [428,434,435]. For $M_{W'} \gtrsim 500$ GeV, solving the $R(D^{(*)})$ anomaly within the vector triplet model while being consistent with $\tau^+\tau^-$ resonance searches at the LHC is only possible if the related Z' has a large total decay width [428]. Focusing on the W' , Ref. [436] analyzed the produc-

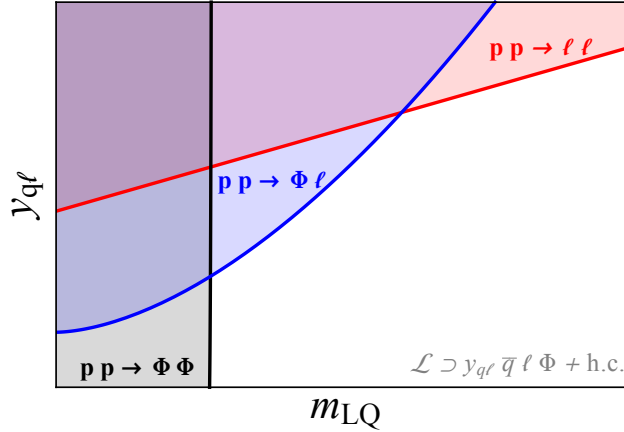


Fig. 5.3.1: Schematic of the LHC bounds on LQ showing complementarity in constraining the $(m_{LQ}, y_{q\ell})$ parameters. The three cases are: pair production $\sigma \propto y_{q\ell}^0$, single production $\sigma \propto y_{q\ell}^2$ and Drell-Yan $\sigma \propto y_{q\ell}^4$ (from Ref. [422]).

tion of this mediator via gg and gc fusion, decaying to $\tau\nu_\tau$. Reference [436] concluded that a dedicated search using that a b -jet is present in the final state would be effective in reducing the SM background compared to an inclusive analysis that relies on τ -tagging and E_T^{miss} . Nonetheless, relevant limits will be set by an inclusive search in the future [429].

- *Right-handed W'* : Ref.s [437, 438] recently proposed that W' could mediate a right-handed interaction, with a light sterile right-handed neutrino carrying the missing energy in the B decay. In this case, it is possible to completely decorelate FCNC constraints from $R(D^{(*)})$. The most constraining process in this case is instead $pp \rightarrow \tau\nu$. Reference [429] performed a recast of the latest ATLAS and CMS searches at 13 TeV and about 36 fb^{-1} to constrain most of the relevant parameter space for the anomaly.
- *Charged Higgs H^\pm* : Models that introduce a charged Higgs, for instance a two-Higgs-doublet model, also contain additional neutral scalars. Their masses are constrained by EW precision measurements to be close to that of the charged Higgs. Accommodating the $R(D^{(*)})$ anomalies with a charged Higgs typically implies large new physics contributions to $pp \rightarrow \tau^+\tau^-$ via the neutral scalar exchanges, so that current LHC data can challenge this option [428]. Note that a charged Higgs also presents an important tension between the current measurement of $R(D^*)$ and the measured lifetime of the B_c meson [439–442].
- *Leptoquarks*: The observed anomalies in charged and neutral currents appear in semileptonic decays of the B -mesons. This implies that the putative NP has to couple to both quarks and leptons at the fundamental level. A natural BSM option is to consider mediators that couple simultaneously quarks and leptons at the tree level. Such states are commonly referred as leptoquarks. Decay and production mechanisms of the LQ are directly linked to the physics required to explain the anomalous data.

- **Leptoquark decays**: the fit to the $R(D^*)$ observables suggest a rather light leptoquark (at the TeV scale) that couples predominately to the third generation fermions of the SM. A series of constraints from flavour physics, in particular the absence of BSM effects in kaon and charm mixing observables, reinforces this picture.
- **Leptoquark production mechanism**: The size of the couplings required to explain the anomaly is typically very large, roughly $y_{q\ell} \approx m_{LQ}/(1 \text{ TeV})$. Depending of the actual sizes of the leptoquark couplings and its mass we can distinguish three regimes that are relevant for the phenomenology

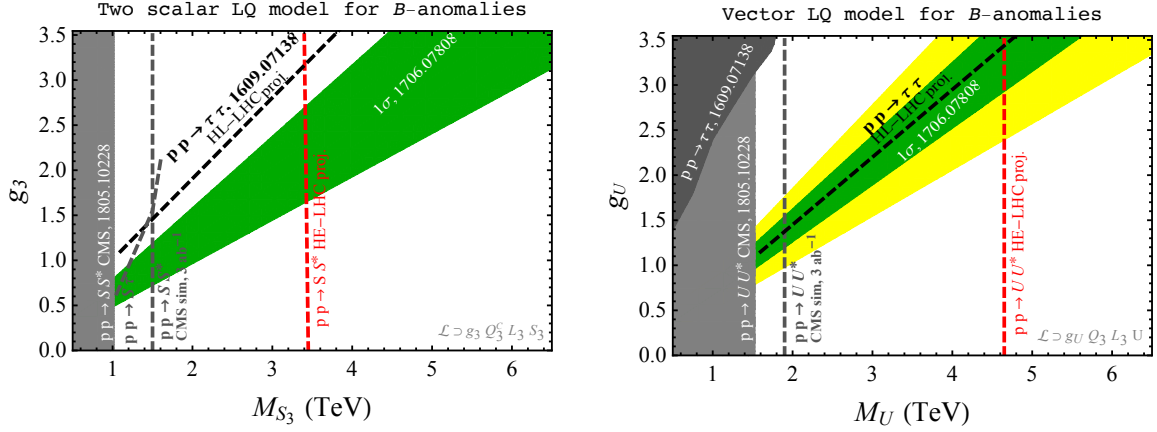


Fig. 5.3.2: Present constraints and HE and HL-LHC reach in the LQ mass versus coupling plane for the scalar leptoquark S_3 (left), and vector leptoquark U_1 (right). The grey and dark grey solid regions are the current exclusions. The grey and black dashed lines are the projected reach for HL-LHC (pair production prospects are based on Section 5.2.3). The red dashed lines are the projected reach at HL-LHC (see Section 5.2.4). The green and yellow bands are the 1σ and 2σ preferred regions from the fit to B physics anomalies. The second coupling required to fit the anomaly does not enter in the leading high- p_T diagrams but is relevant for fixing the preferred region shown in green, for more details see Ref. [424].

at the LHC:

1. LQ pair production due to strong interactions,
2. Single LQ production plus lepton via a single insertion of the LQ coupling, and
3. Non-resonant production of di-lepton through t -channel exchange of the leptoquark.

Interestingly all three regimes provide complementary bounds in the $(m_{LQ}, y_{q\ell})$ plane, see Fig. 5.3.1.

Several simplified models with a leptoquark as a mediator were shown to be consistent with the low-energy data. A vector leptoquark with $SU(3)_c \times SU(2)_L \times U(1)_Y$ SM quantum numbers $U_\mu \sim (\mathbf{3}, \mathbf{1}, 2/3)$ was identified as the only single mediator model which can simultaneously fit the two anomalies (see *e.g.* Ref. [424] for a recent fit including leading RGE effects). In order to substantially cover the relevant parameter space, one needs future HL- (HE-) LHC, see Fig. 5.3.2 (right) (see also Ref. [424] for details on the present LHC constraints). A similar statement applies to an alternative model featuring two scalar leptoquarks, S_1, S_3 [443], with the projected reach at CLIC and HL-LHC shown in Fig. 5.3.2 (left) (see Ref. [444] shows details on present LHC constraints).

Leptoquarks states are emerging as the most convincing mediators for the explanations of the flavour anomalies. It is then important to explore all the possible signatures at the the HL- and HE-LHC. The experimental program should focus not only on final states containing quarks and leptons of the third generation, but also on the whole list of decay channels including the off-diagonal ones ($b\mu, s\tau, \dots$). The completeness of this approach would shed light on the flavour structure of the putative New Physics.

Another aspect to be emphasised concerning leptoquark models for the anomalies is the fact of the possible presence of extra fields required to complete the UV Lagrangian. The accompanying particles would leave more important signatures at high p_T than the leptoquark, this is particularly true for vector leptoquark extensions (see for example Ref. [445, 446]).

As a final remark, it is important to remember that the anomalies are not yet experimentally established. Among others, this also means that the statements on whether or not the high p_T LHC constraints rule out certain $R(D^{(*)})$ explanations assumes that the actual values of $R(D^{(*)})$ are given by their current global averages. If future measurements decrease the global average, the high p_T -constraints can

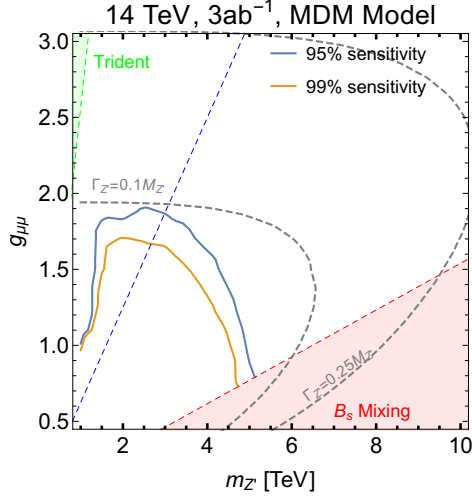


Fig. 5.3.3: HL-LHC 95% (blue) and 99% (orange) CL sensitivity contours to Z' in the “mixed-down” model for $g_{\mu\mu}$ vs Z' mass in TeV. The dashed grey contours give the Z' width as a fraction of mass. The green and red regions are excluded by trident neutrino production and B_s mixing, respectively. The dashed blue line is the stronger B_s mixing constraint from Ref. [447]. See also Section 5.2.2.

in some cases be greatly relaxed and HL- and/or HE-LHC may be essential for these, at present tightly constrained, cases.

5.3.3 Constraints on simplified models for $b \rightarrow sll$

The $b \rightarrow sll$ transition is both loop and CKM suppressed in the SM. The explanations of the $b \rightarrow sll$ anomalies can thus have both tree level and loop level mediators. Loop-level explanations typically involve lighter particles. Tree-level mediators can also be light, if sufficiently weakly coupled. However, they can also be much heavier—possibly beyond the reach of the LHC.

• Tree-level mediators:

For $b \rightarrow sll$ anomaly there are two possible tree-level UV-completions, the Z' vector boson and leptoquarks, either scalar or vector. For leptoquarks, Fig. 5.2.5 (right) shows the current 95% CL limits from 8 TeV CMS with 19.6 fb^{-1} in the $\mu\mu jj$ final state (solid black line), as well as the HL-LHC (dashed black line) and 1 (10) ab^{-1} HE-LHC extrapolated limits (solid (dashed) cyan line). Dotted lines give the cross-sections times BR at the corresponding collider energy for pair production of scalar leptoquarks, calculated at NLO using the code of Ref. [402]. We see that the sensitivity to a leptoquark with only the minimal $b - \mu$ and $s - \mu$ couplings reaches around 2.5 and 4.5 TeV at the HL-LHC and HE-LHC, respectively. This pessimistic estimate is a lower bound that will typically be improved in realistic models with additional flavour couplings. Moreover, the reach can be extended by single production searches [410], albeit in a more model-dependent way than pair production. The cross section predictions for vector leptoquark are more model-dependent and are not shown in Fig. 5.2.5 (right). For $\mathcal{O}(1)$ couplings the corresponding limits are typically stronger than for scalar leptoquarks.

For the Z' mediator the minimal couplings in the mass eigenstate basis are obtained by unitary transformations from the gauge eigenstate basis, which necessarily induces other couplings. Ref. [448] defined the “mixed-up” model (MUM) and “mixed-down” model (MDM) such that the minimal couplings are obtained via CKM rotations in either the up or down sectors respectively. For MUM there is no sensitivity at the HL-LHC. The predicted sensitivity at the HL-LHC for the MDM is shown in Fig. 5.3.3 as functions of Z' muon coupling $g_{\mu\mu}$ and the Z' mass, setting the Z' coupling to b and s quarks such that it solves the $b \rightarrow sll$ anomaly. The solid blue (orange) contours give the 95% and 99% CL sensitivity. The red and green regions are excluded by B_s mixing [449] and neutrino trident

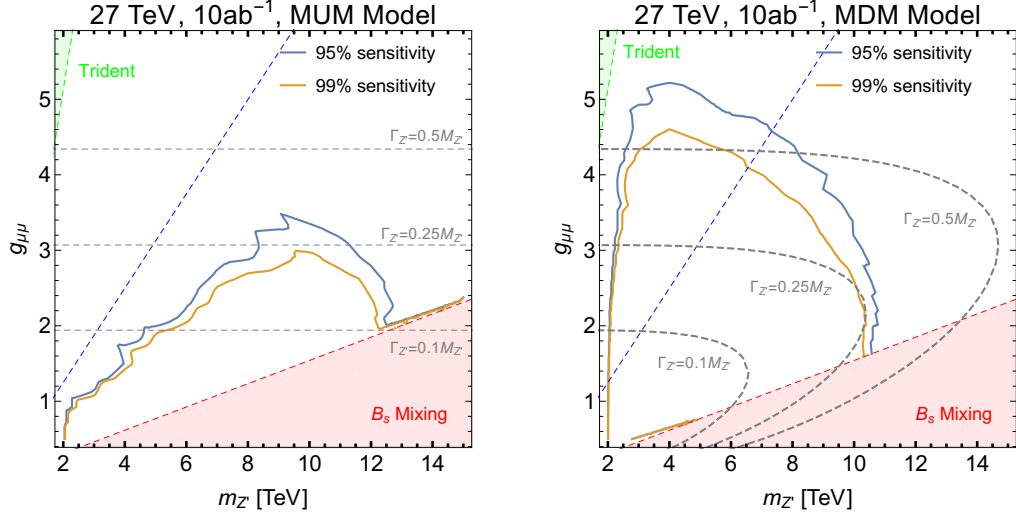


Fig. 5.3.4: HE-LHC 95% (blue) and 99% (orange) CL sensitivity contours to Z' in the “mixed-up” (left) and “mixed-down” (right) model in the parameter space of $g_{\mu\mu}$ vs Z' mass in TeV. The dashed grey contours are the width as a fraction of mass. The green and red regions are excluded by trident neutrino production and B_s mixing. The dashed blue line is the stronger B_s mixing constraint from Ref. [447]. See also Section 5.2.2.

production [450, 451], respectively. The more stringent B_s mixing constraint from Ref. [447] is denoted by the dashed blue line; see, however, Ref. [452] for further discussion regarding the implications of this bound. The dashed grey contours denote the width as a fraction of the mass. We see that the HL-LHC will only be sensitive to Z' with narrow width, up to masses of 5 TeV.

At the HE-LHC, the reach for 10 ab^{-1} is shown in Fig. 5.3.4 for the MUM and MDM on the left and right, respectively. In this case the sensitivity may reach a Z' with wider widths up to 0.25 and 0.5 of its mass, while the mass extends out to 10 to 12 TeV. We stress that this is a pessimistic estimate of the projected sensitivity, particular to the two minimal models; more realistic scenarios will typically be easier to discover.

- *Explanations at the one-loop level:*

It is possible to accommodate the $b \rightarrow s\ell^+\ell^-$ anomalies even if mediators only enter at one-loop. One possibility are the mediators coupling to right-handed top quarks and to muons [453–457]. Given the loop and CKM suppression of the NP contribution to the $b \rightarrow s\ell^+\ell^-$ amplitude, these models can explain the $b \rightarrow s\ell^+\ell^-$ anomalies for a light mediator, with mass around $\mathcal{O}(1)$ TeV or lighter. Constraints from the LHC and future projections for the HL-LHC were derived in Ref. [457] by recasting di-muon resonance, $pp \rightarrow t\bar{t}\ell\bar{\ell}$ and SUSY searches. Two scenarios were considered: *i*) a scalar LQ $R_2(3, 2, 7/6)$ combined with a vector LQ $\tilde{U}_{1\alpha}(3, 1, 5/3)$, *ii*) a vector boson Z' in the singlet representation of the SM gauge group. Reference [456] also analyzed the HL-LHC projections for the Z' . The constraints from the LHC already rule out part of the relevant parameter space and the HL-LHC will be able to cover much of the remaining regions. Dedicated searches in the $pp \rightarrow t\bar{t}\ell\bar{\ell}$ channel and a dedicated search for $t\mu$ resonances in $t\bar{t}\mu^+\mu^-$ final state can improve the sensitivity to these models [457].

6 Other BSM signatures

New physics models aimed at extending the SM either to overcome some of its theoretical puzzles, like the EW, flavour and strong CP “hierarchies”, or by the need of explaining new phenomena, such as neutrino masses, Dark Matter, and baryogenesis, often predict signatures that are very different from the common SUSY ones, due to the absence of large missing transverse energy. These signatures are instead usually characterised by on-shell resonances, singly or doubly produced, depending on their quantum numbers, that decay into visible SM particles.

The lack so far of hints of new physics at the LHC, has typically required an increased level of complication in models addressing the aforementioned puzzles. Many of these complicated, though well motivated scenarios, are not always the best reference to clearly and simply evaluate the potential of a future collider. Often, as in the case of SUSY, considering simplified models inspired by more motivated, but involved constructions, constitutes the best choice to provide target experimental signatures. These targets are perfectly suited to evaluate the potential of future collider upgrades or new future colliders, and to compare them. Moreover, one can also try to answer questions such as what is the sensitivity to discriminate models given a discovery.

Usual standard scenarios include singly-produced resonances, with integer spin, decaying to two SM fermions or bosons, and pair-produced heavy fermion resonances, decaying to SM bosons and fermions. Most of these cases will be covered in this section, where the main “metric” to evaluate collider performances is the reach in the mass of these resonances, or the reach in covering a mass vs. coupling parameter space. The experimental signatures can be rather clean, like in the case of dilepton resonances, where the reach is usually limited by statistical uncertainties, or they can instead be affected by large SM backgrounds, especially in the hadronic channels, where the reach is typically limited by systematic uncertainties.

This section presents several results considering a broad variety of signatures and new physics scenarios. Of course the list is far from complete in terms of its coverage of possible BSM scenarios. However, it provides a clear and wide enough picture of the potential of the HL- and HE-LHC in terms of reach on heavy states, and coverage of their parameter space.

Finally, notwithstanding that the presented results contain a very detailed study of future prospects, that should serve as a reference for future studies, the global message of this section is that the HL-LHC will be able to extend the present LHC mass reach on heavy objects typically by $\sim 20 - 50\%$. Furthermore, HL-LHC will also be able to constrain, and potentially discover, new physics that is presently unconstrained. Concerning the HE-LHC, the conclusion is often a doubled mass reach, beyond HL-LHC, on heavy objects.

The results are presented considering a categorisation in terms of the spin of the studied resonances, which usually reflects in the final states considered. We therefore present sections containing spin 0 and 2 (Section 6.1), spin 1 (Section 6.2) and spin 1/2 resonances (Section 6.3). Additional prospect analyses that are more signature-based and could enter in more than one of the first three sections, have been collected in the last Section 6.4.

6.1 Spin 0 and 2 resonances

We present here several results concerning the production and decay of spin 0 and 2 particles decaying into several different SM final states. These range from resonant double Higgs production through a spin-2 KK graviton, to heavy scalar singlets that could mix with the Higgs, making the interplay with Higgs coupling measurements a crucial ingredient, from light pseudoscalar and axion-like particles to colour octet scalars.

6.1.1 Resonant double Higgs production in the $4b$ final state at the HL-LHC

Contributors: S. Willocq and A. Miller, ATLAS

The projection study in Ref. [458], summarised here, uses the search for high-mass spin-2 KK gravitons decaying into two Higgs bosons, HH , as a benchmark, with each of the Higgs bosons decaying to $b\bar{b}$, thereby yielding a final state with two highly boosted $b\bar{b}$ systems, which are reconstructed as two large-radius jets. The following strategy is followed to obtain sensitivity estimates at the HL-LHC: (i) signal and background mass distributions for the pair of candidate Higgs bosons in the event are taken from the most recent ATLAS data analysis at $\sqrt{s} = 13$ TeV [267] and scaled to 3 ab^{-1} ; (ii) simulated signal and background mass distributions are used to derive mass-dependent scaling functions to extrapolate the distributions from $\sqrt{s} = 13$ TeV to 14 TeV; (iii) simulated signal and background mass distributions are used for further scaling of the distributions to reproduce the impact of additional selection criteria not included in Run 2 searches.

The dominant background for the 13 TeV data analysis stems from multijet production. This background source is estimated directly from data in that analysis and represents about 80%, 90%, and 95% of the total background in the signal region for events with 2, 3, and 4 b -tags (the classification of events based on the number of b -tags is described below). The remaining source of background originates almost completely from $t\bar{t}$ production. The shape of the dijet mass distribution for $t\bar{t}$ events is taken from MC samples. The normalisation of the $t\bar{t}$ background in Ref. [267] is extracted from a fit to the leading large- R jet mass distribution in the 13 TeV data. Samples of simulated multijet background events are generated to derive scaling functions to be applied to the background predictions from the 13 TeV data analysis. These samples are generated at both $\sqrt{s} = 13$ TeV and $\sqrt{s} = 14$ TeV. Two different sets of MC samples are used to study the impact of differences in jet flavour composition on the multijet background scaling functions. The first set of events corresponds to the $2 \rightarrow 2$ processes $pp \rightarrow jj$ (with $j = g$ or q) generated with PYTHIA 8 with truth jet p_T in the range between 400 and 2500 GeV. The second set of events corresponds to the $2 \rightarrow 4$ processes $pp \rightarrow bbbb$ generated with MADGRAPH5_aMC@NLO requiring b -quarks to have p_T above 100 GeV and the events are required to have at least one b -quark with p_T above 200 GeV.

Large-radius jets are used in the analysis. They are built from generated particles with the anti- k_t algorithm operating with a radius parameter $R = 1.0$. Previous studies indicate that the trimming effectively removes the impact of pileup up to $\mu = 300$ [459]. Small-radius jets are built from generated charged particles with the anti- k_t algorithm and a radius of $R = 0.2$. Only charged particles with $p_T > 0.5$ GeV are used in the clustering to emulate the track jets used in the 13 TeV data analysis.

The event selection applied to the truth-level analysis proceeds similarly to that used for the 13 TeV data analysis. Three regions in the plane formed by the leading large- R jet mass and the subleading large- R jet mass are used in the analysis. The signal region is defined by the requirement $X_{HH} < 1.6$, with X_{HH} defined as

$$X_{HH} = \sqrt{\left(\frac{m_J^{\text{lead}} - 125 \text{ GeV}}{0.1 m_J^{\text{lead}}}\right)^2 + \left(\frac{m_J^{\text{subl}} - 120 \text{ GeV}}{0.1 m_J^{\text{subl}}}\right)^2}, \quad (6.1.1)$$

where m_J is the large- R jet mass. The choices made to define the control and sideband regions are driven by the need to select events that are kinematically similar to those in the signal region while providing sufficiently large samples to derive the background estimate from the sideband region and validate it in the control region.

For the 13 TeV data analysis, the dominant multijet background is estimated with a data-driven approach which utilises events with a smaller number of b -tags in the sideband region. The events used for this estimation are required to have the same track-jet topology as in the event categories in which they are used to model the background. Events with 1 b -tag are used to model the background in the 2-tag category. Likewise, events with 2 b -tags are used to model the background in the 3- and 4-tag

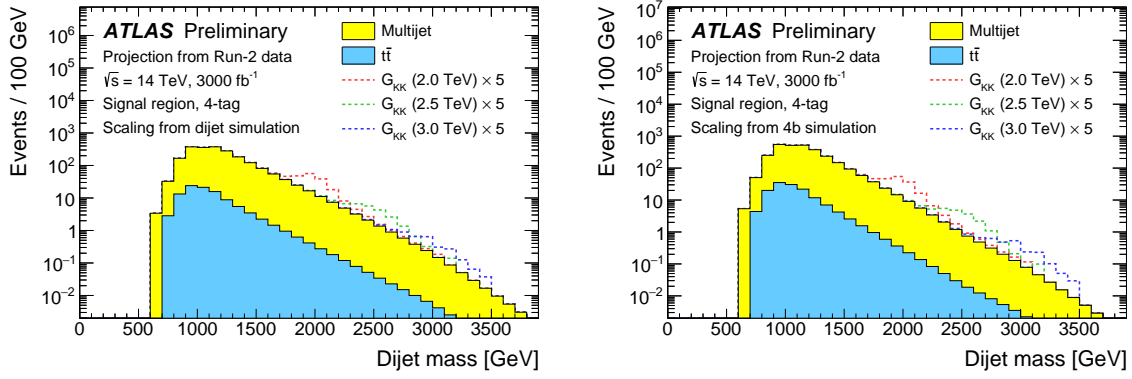


Fig. 6.1.1: Dijet mass distributions from the truth-level analysis for 4-tag events in the signal region for the expected background and signals at the HL-LHC. The multijet background is scaled using either the dijet (left) or the $4b$ multijet (right) MC samples. The event yields for signal events at G_{KK} masses of 2.0, 2.5, and 3.0 TeV are scaled up for visibility.

categories. Various checks performed show that either multijet simulation can be used reliably to predict the shape of the dijet mass distributions. However, differences in the flavour content of the large- R jets in the dijet and $4b$ multijet MC samples do affect the predicted background yields in the following study and the two samples are used to extract a range of projections at the HL-LHC.

As mentioned above, the projection for the HL-LHC proceeds in three steps. At first, the dijet mass distributions for signal and both multijet and $t\bar{t}$ background events from the 13 TeV data analysis in Run 2 are scaled from 36.1 fb^{-1} to 3 ab^{-1} . The background distributions are further scaled with mass-dependent functions to extrapolate from $\sqrt{s} = 13 \text{ TeV}$ to 14 TeV . These functions take into account both increases in cross section and changes in detector performance from the Run 2 ATLAS detector to the future upgraded detector at the HL-LHC. Further mass-dependent scaling is applied to all signal and background distributions to reflect improvements in the reconstruction of highly boosted jets, as obtained by using variable-radius track jets [460] instead of fixed-radius ($R = 0.2$) track jets, or in the background suppression by applying a requirement on the maximum number of charged particles associated with each large- R jet.

The first improvement relative to the 13 TeV data analysis arises from the use of variable-radius track jets. This circumvents the problem that $R = 0.2$ track jets from the $H \rightarrow b\bar{b}$ decay start merging for Higgs boson p_T values larger than approximately $2m_H/R = 1250 \text{ GeV}$. The second improvement relative to the 13 TeV data analysis is the requirement of a maximum number of charged particles associated with large- R jets to exploit differences between quark- and gluon-initiated jets, the latter being an important component of the multijet background. The impact of pileup at $\mu = 200$ has been studied for charged particle tracks with $p_T > 1 \text{ GeV}$ associated with the primary vertex. In the case of $t\bar{t}$ events, the average number of tracks associated with the primary vertex increases by about 15% due to pileup. Further pileup suppression is possible with additional requirements on the longitudinal impact parameter or track-vertex association probability. Both leading and subleading large- R jets are required to have fewer than 20 charged particles with $p_T > 1 \text{ GeV}$ and $\Delta R < 0.6$ with respect to the jet axis.

The dijet mass distributions at $\sqrt{s} = 14 \text{ TeV}$ with 3 ab^{-1} resulting from the scaling procedure described above, including variable-radius track jets and the requirement on the maximum number of charged particles per large- R jet, are shown in Fig. 6.1.1 for 4-tag events in the signal region using either the dijet (left) or the $4b$ multijet (right) MC samples. Systematic uncertainties are scaled down by factors of two or more (where applicable) relative to the values from the 13 TeV data analysis to account for the increased precision available with 3 ab^{-1} at the HL-LHC.

Model	$\sqrt{s} = 13 \text{ TeV}, 36.1 \text{ fb}^{-1}$ as in Ref. [267]	$\sqrt{s} = 14 \text{ TeV}, 3 \text{ ab}^{-1}$ dijet scaling	$4b$ scaling
$k/\overline{M}_{\text{Pl}} = 0.5$	no limit	2.15 TeV	2.00 TeV
$k/\overline{M}_{\text{Pl}} = 1.0$	1.36 TeV	2.95 TeV	2.75 TeV

Table 6.1.1: Expected 95% C.L. lower limits on G_{KK} mass for the 13 TeV data analysis and the extrapolation to the HL-LHC for $k/\overline{M}_{\text{Pl}} = 0.5$ and 1.0 in the bulk RS model. Different extrapolations are provided based on modeling of the changes in multijet background using either the dijet or the $4b$ multijet MC samples.

Upper limits on $\sigma \times \mathcal{B}$ at $\sqrt{s} = 14 \text{ TeV}$ range from 1.44 fb (1.82 fb) at a mass of 1.0 TeV to 0.025 fb (0.040 fb) at a mass of 3.0 TeV when dijet ($4b$) scaling and the variable-radius track jets with a maximum requirement on the number of charged particles are applied. The benefit from the use of variable-radius track jets becomes significant at the highest resonance masses considered here, with an improvement in the upper limits of at least 24% (depending on the choice of scaling) at 3.0 TeV. The additional requirement on the maximum number of charged particles further improves the upper limits by factors of about 20% and 45% at masses of 2.0 and 3.0 TeV, respectively. Systematic uncertainties have a modest impact on the limits with an effect of at most 20% at 1.0 TeV and decreasing to $\sim 5\%$ at high mass. The lower mass limits on KK gravitons are summarised in Table 6.1.1, evaluated at the 95% C.L., using either the dijet MC samples or the $4b$ multijet MC samples to model the changes in the multijet background relative to the background predictions from the 13 TeV data analysis.

6.1.2 VBF production of resonances decaying to HH in the $4b$ final state at HL-LHC

Contributors: J. Komaragiri, D. Majumder, A. Carvalho, L. Panwar, CMS

Several BSM scenarios predict the existence of resonances decaying to a pair of Higgs bosons, H [3, 4, 461], such as warped extra dimensional (WED) models [462], which have a spin-0 radion [463–465] and a spin-2 first Kaluza–Klein (KK) excitation of the graviton [466–468]. Others, such as the two-Higgs doublet models [469] (particularly, the MSSM [470]) and the Georgi–Machacek model [471] also contain spin-0 resonances. These resonances may have a sizable branching fraction to a Higgs pair.

Searches for a new particle X in the HH decay channel have been performed by the ATLAS [472–474] and CMS [475–479] Collaborations in proton-proton (pp) collisions at $\sqrt{s} = 7$ and 8 TeV. The ATLAS Collaboration has set limits on the production of a KK bulk graviton decaying to HH in the final state with a pair of b quark and antiquark, $b\bar{b}b\bar{b}$, using pp collision data at $\sqrt{s} = 13 \text{ TeV}$ [267, 480, 481]. The CMS Collaboration has also set limits on the production of a KK bulk graviton and a radion, decaying to HH , in the $b\bar{b}b\bar{b}$ final state, using pp collision data at $\sqrt{s} = 13 \text{ TeV}$, corresponding to an integrated luminosity of 35.9 fb^{-1} [482, 483]. At present, the searches from ATLAS and CMS set a limit on the production cross sections and the branching fractions $\sigma(pp \rightarrow X)\mathcal{B}(X \rightarrow HH \rightarrow b\bar{b}b\bar{b})$ for masses of X , m_X up to 3 TeV.

The searches were confined to the s -channel production of a narrow resonance X from the SM quark-antiquark or gluon-gluon interactions. The WED models that were used in the interpretations of the results have extra spatial dimension compactified between two branes (called the bulk) via an exponential metric κl , where κ is the warp factor and l the coordinate of the extra spatial dimension [484]. The reduced Planck scale, $\overline{M}_{\text{Pl}} \equiv M_{\text{Pl}}/8\pi$, M_{Pl} being the Planck scale and the ultraviolet cutoff of the theory $\Lambda_{\text{R}} \equiv \sqrt{6}e^{-\kappa l}\overline{M}_{\text{Pl}}$ [463] are fundamental scales in these models. The cross section limit of a bulk graviton decaying to $HH \rightarrow b\bar{b}b\bar{b}$ is between 1.4 and 4 fb for masses between 1.4 and 3 TeV, while a radion of mass below 1400 GeV is excluded at 95% C.L. for $\Lambda_{\text{R}} = 3 \text{ TeV}$ [482].

The search for these resonances in other production modes, such as VBF, as depicted in Fig. 6.1.2,

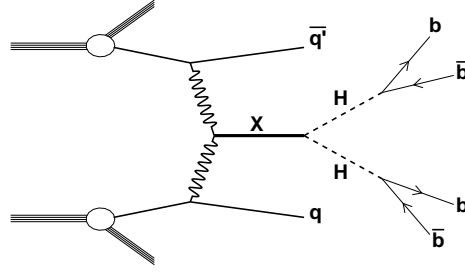


Fig. 6.1.2: Diagrammatic representation of the vector boson fusion production of a resonance X decaying to a pair of Higgs bosons H , with both Higgs bosons decaying to $b\bar{b}$ pairs.

has not yet been explored. While the s -channel production cross section of a bulk graviton, assuming $\kappa/\overline{M_{\text{Pl}}} = 0.5$, is in the range 0.05–5 fb for masses between 1.5 and 3 TeV, the VBF production mode is expected to have a cross section an order of magnitude smaller [485]. The absence of a signal from the s -channel process may point to highly suppressed couplings of X with the SM quarks and gluons, making VBF the dominant production process in pp collisions.

Here we explore the prospects for the search for a massive resonance produced through VBF and decaying to HH at the HL-LHC with the upgraded CMS detector. For a very massive resonance, highly Lorentz-boosted Higgs bosons are more efficiently reconstructed as a large-area jet (Higgs jet). In addition, a signal event will also have two energetic jets at large pseudorapidity η . This study from the CMS Collaboration is reported in detail in Ref. [486]

A simulation of the upgraded Phase 2 CMS detector was used for this study. Signal events for bulk gravitons were simulated at leading order using MADGRAPH5_aMC@NLO 2.4.2 [67] for masses in the range 1.5 to 3 TeV and for a fixed width of 1% of the mass. The NNPDF3.0 leading order PDFs [117], taken from the LHAPDF6 PDF set [487–490], with the four-flavour scheme, were used. The main background is given by multijet events, and has been simulated using PYTHIA 8.212 [68], for events containing two hard partons, with the invariant mass of the two partons required to be greater than 1000 GeV.

For both the signal and the background processes, the showering and hadronisation of partons was simulated with PYTHIA 8. The pileup events contribute to the overall event activity in the detector, the effect of which was included in the simulations assuming a pileup distribution averaging to 200. All generated samples were processed through a GEANT4-based [53, 54] simulation of the upgraded CMS detector.

The two leading- p_T large-radius anti- k_T jets with a distance parameter of 0.8 (AK8) in the event, J_1 and J_2 , are required to have $p_T > 300$ GeV and $|\eta| < 3.0$. To identify the two leading- p_T AK8 jets with the boosted $H \rightarrow b\bar{b}$ candidates from the $X \rightarrow HH$ decay (H tagging), these jets are groomed [491] to remove soft and wide-angle radiation using the modified mass drop algorithm [492, 493], with the soft radiation fraction parameter z set to 0.1 and the angular exponent parameter β set to 0, also known as the soft-drop algorithm [494, 495]. By undoing the last stage of the jet clustering, one gets two subjets each for J_1 and J_2 . The invariant mass of the two subjets is the soft-drop mass of each AK8 jet, which has a distribution with a peak near the Higgs boson mass $m_H = 125$ GeV [496, 497], and a width of about 10%. The soft-drop mass window selection was optimised using a figure of merit of S/\sqrt{B} and required to be in the range 90–140 GeV for both leading jets.

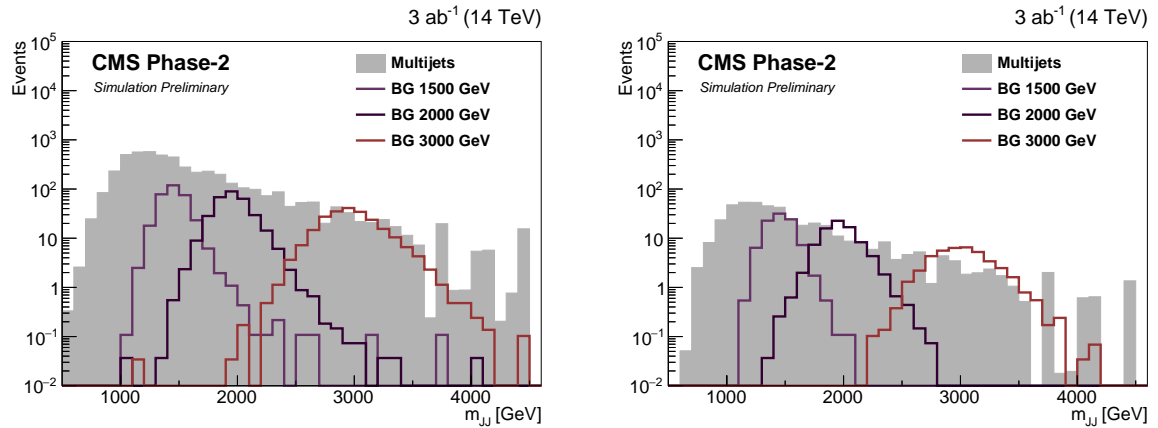


Fig. 6.1.3: Estimated multijet background and the signal m_{jj} distributions for bulk gravitons (BG) of masses 1.5, 2, and 3 TeV, assuming a signal cross section of 1 fb. The distributions on the left are for the $3b$ and those on the right are for the $4b$ subset b -tagged categories and for an average pileup of 200.

Process	$3b$ category		$4b$ category	
	Events	Efficiency (%)	Events	Efficiency (%)
Multijets	4755	1.6×10^{-3}	438	1.5×10^{-4}
BG ($m_X = 1.5$ TeV)	326	11	95.2	3.2
BG ($m_X = 2$ TeV)	316	11	81.2	2.7
BG ($m_X = 3$ TeV)	231	7.7	41.4	1.4

Table 6.1.2: Event yields and efficiencies for the signal and multijet background for an average pileup of 200. The product of the cross sections and branching fractions of the signals $\sigma(pp \rightarrow Xjj \rightarrow HHjj)$ is assumed to be 1 fb. Owing to the large sample sizes of the simulated events, the statistical uncertainties are small.

The N -subjettiness ratio $\tau_{21} \equiv \tau_2/\tau_1$ [498] has a value much smaller than unity for a jet with two subjects. For signal selection, J_1 and J_2 are required to have $\tau_{21} < 0.6$ following an optimisation of the above figure of merit.

The H tagging of J_1 and J_2 further requires identifying their subjet pairs to be b tagged with a probability of about 49% to contain at least one b hadron, and a corresponding probability of about 1% of having no b or c hadrons. Events are classified into two categories: those having exactly three out of the four b -tagged subjects ($3b$ category), and those that have all four subjects b -tagged ($4b$ category).

Events are required to have at least two AK4 jets j_1 and j_2 , which are separated from the H jets by $\Delta R > 1.2$, with $p_T > 50$ GeV and $|\eta| < 5$. To pass the VBF selections, these jets must lie in opposite η regions of the detector, and a pseudorapidity difference $|\Delta\eta(j_1, j_2)| > 5$. The invariant mass m_{jj} reconstructed using these AK4 jets is required to pass $m_{jj} > 300$ GeV.

The bulk graviton invariant mass M_{JJ} is reconstructed from the 4-momenta of the two Higgs jets in events passing the above mentioned full selection criteria. The main multijet background is smoothly falling, above which the signal is searched for as a localised excess of events for a narrow resonance X .

It is expected that the multijet background component in a true search at the HL-LHC will rely on the data for a precise estimate. Methods such as those described in Ref. [482] are known to provide an accurate prediction of the multijet background M_{JJ} shape as well as the yield.

The simulated multijet background sample consists of ~ 4 million events none of which survive the full selection. To estimate the background, the subjet b -tagging efficiency is determined using a loose

set of selection criteria which require events to have J_1 and J_2 passing only the soft-drop mass and τ_{21} requirements. The b -tagging efficiency is obtained for the different subjet flavours and as a function of p_T and η .

Multijet events passing all selection criteria except the subjet b tagging are then reweighted according to the subjet efficiencies to obtain the probability of the event to pass the three of four subjet b -tagging categories. The M_{JJ} distributions for the multijet background after the full selection are then obtained from the weighted events in these two categories.

From the analysis of current LHC data at $\sqrt{s} = 13$ TeV, it was found that the multijet backgrounds measured in data are a factor of 0.7 smaller than estimated in simulation. Accordingly, the multijet background yield from simulation has been corrected by this factor, assuming this to hold also for the simulations of the multijet processes at $\sqrt{s} = 14$ TeV. The M_{JJ} of the backgrounds thus obtained and the signals are shown in Fig. 6.1.3, while the event yields after full selection are given in Table 6.1.2.

The efficiency of events to pass the VBF jet selection depends strongly on pileup due to the combinatorial backgrounds from pileup jets, which affects both the signal and the background selection. Moreover, the VBF selection efficiency for multijets grows faster than the signal efficiency with pileup, since the latter has true VBF jets which already pass the selection in the absence of pileup. Hence, in the present search, the requirement of additional VBF jets does not result in any appreciable gain in the signal sensitivity. It is anticipated that developments in the rejection of pileup jets in the high η region will eventually help suppress the multijets background and improve the signal sensitivity further.

The expected significance of the signal, assuming a production cross section of 1 fb is estimated. Several systematic uncertainties are considered. The uncertainty in the jet energy scale amounts to 1%. The uncertainty in the subjet b -tagging efficiency difference between the data and simulations is taken to be 1%. An uncertainty of 1% is assigned to the integrated luminosity measurement. These uncertainties are based on the projected values for the full data set at the HL-LHC.

In addition, several measurement uncertainties are considered based on the 2016 search for a resonance decaying to a pair of boosted Higgs bosons [482], which are scaled down by a factor of 0.5 for the HL-LHC study. The H jet selection uncertainties include the uncertainties in the H jet mass scale and resolution (1%), the uncertainty in the data to simulation difference in the selection on τ_{21} (13%), and the uncertainty in the showering and hadronisation model for the H jet (3.5%). The uncertainties in the signal acceptance because of the parton distribution functions (1%) and the simulation of the pileup (1%) are also taken into account.

The expected signal significance of a bulk graviton of mass 2000 GeV, produced through vector boson fusion, with an assumed production cross section of 1 fb and decaying into a pair of Higgs bosons, each of which decays to a $b\bar{b}$ pair is found to be 2.6σ for an integrated luminosity of 3 ab^{-1} .

6.1.3 Heavy Higgs bosons in models with vector-like fermions at the HL- and HE-LHC

Contributors: Radovan Dermisek, Enrico Lunghi, Seodong Shin

Among the simplest extensions of the SM are models with extended Higgs sector and models with additional vectorlike matter. Although many search strategies for individual new particles were designed, there are large regions of the parameter space that HL- or HE-LHC will not be sensitive to as a result of either small production rates or large SM backgrounds. However, combined signatures of both extra sectors can lead to many new opportunities to search for heavy Higgs bosons and vectorlike matter simultaneously [499].

For example, in a type-II two Higgs doublet model, the production cross section of the 1 TeV heavy CP-even Higgs boson can be as sizable as ~ 2 pb (10 pb) at 13TeV (27TeV) c.o.m. energy, depending on the values of $\tan\beta$. However, in the decoupling limit, where $H \rightarrow ZZ$, WW are suppressed or not present, the dominant decay modes are $t\bar{t}$, hh , $b\bar{b}$ and $\tau^+\tau^-$ which suffer from large SM backgrounds or small branching fractions in some regions of $\tan\beta$. On the other hand, vectorlike leptons typically have

	ℓ_L^i	e_R^i	q_L^i	u_R^i	d_R^i	$L_{L,R}$	$E_{L,R}$	$N_{L,R}$	$Q_{L,R}$	$T_{L,R}$	$B_{L,R}$	H_d	H_u
$SU(2)_L$	2	1	2	1	1	2	1	1	2	1	1	2	2
$U(1)_Y$	$-\frac{1}{2}$	-1	$\frac{1}{6}$	$\frac{2}{3}$	$-\frac{1}{3}$	$-\frac{1}{2}$	-1	0	$\frac{1}{6}$	$\frac{2}{3}$	$-\frac{1}{3}$	$\frac{1}{2}$	$-\frac{1}{2}$
Z_2	+	-	+	+	-	+	-	+	+	+	-	-	+

Table 6.1.3: Quantum numbers of SM leptons and quarks ($\ell_L^i, e_R^i, q_L^i, u_R^i, d_R^i$ for $i = 1, 2, 3$), extra vectorlike leptons and quarks and the two Higgs doublets. The electric charge is given by $Q = T_3 + Y$, where T_3 is the weak isospin, which is $+1/2$ for the first component of a doublet and $-1/2$ for the second component.

very clean signatures but their production rates are very small. Nevertheless, since vectorlike leptons can appear in decay chains of heavy Higgs bosons, the combined signature can feature both the sizable production rate and clean final states.

We consider a type-II two Higgs doublet model augmented by vectorlike pairs of new quarks ($SU(2)$ doublets $Q_{L,R}$ and $SU(2)$ singlets $U_{L,R}$ and $D_{L,R}$) and vectorlike pairs of new leptons ($SU(2)$ doublets $L_{L,R}$, $SU(2)$ singlets $E_{L,R}$ and SM singlets $N_{L,R}$) [500]. The Q_L, U_R, D_R, L_L and E_R have the same hypercharges as quarks and leptons in the SM, as summarised in Table 6.1.3. We further assume that the new leptons mix only with one family of SM leptons in order to simply avoid strong constraints from the experiments searching for lepton flavour violation and we consider the mixing with the second family as an example [499–508] (the discovery potential in the case of mixing with the first family would be comparable [506] and in the case of mixing with the third family it would be significantly weaker [506, 509]). This can be achieved by requiring that the individual lepton number is an approximate symmetry (violated only by light neutrino masses). Similarly, we assume that the new quarks mix only with the third family of SM quarks. We consider the most general renormalisable Lagrangian consistent with these assumptions.

Details of the lepton sector of the model were worked out in Ref. [500]. After spontaneous symmetry breaking, $\langle H_u^0 \rangle = v_u$ and $\langle H_d^0 \rangle = v_d$ with $\sqrt{v_u^2 + v_d^2} = v = 174$ GeV (we also define $\tan \beta \equiv v_u/v_d$), the model can be summarised by mass matrices in the charged lepton sector, with left-handed fields $(\bar{\mu}_L, \bar{L}_L, \bar{E}_L)$ on the left and right-handed fields $(\mu_R, L_R, E_R)^T$ on the right [502],

$$M_e = \begin{pmatrix} y_\mu v_d & 0 & \lambda_E v_d \\ \lambda_L v_d & M_L & \lambda v_d \\ 0 & \bar{\lambda} v_d & M_E \end{pmatrix}, \quad (6.1.2)$$

and in the neutral lepton sector, with left-handed fields $(\bar{\nu}_\mu, \bar{L}_L^0, \bar{N}_L)$ on the left and right-handed fields $(\nu_R = 0, L_R^0, N_R)^T$ on the right [500],

$$M_\nu = \begin{pmatrix} 0 & 0 & \kappa_N v_u \\ 0 & M_L & \kappa v_u \\ 0 & \bar{\kappa} v_u & M_N \end{pmatrix}. \quad (6.1.3)$$

The superscripts on vectorlike fields represent the charged and the neutral components (we inserted $\nu_R = 0$ for the right-handed neutrino which is absent in our framework in order to keep the mass matrix 3×3 in complete analogy with the charged sector). The usual SM Yukawa coupling of the muon is denoted by y_μ , the Yukawa couplings to H_d are denoted by various λ s, the Yukawa couplings to H_u are denoted by various κ s, and finally the explicit mass terms for vectorlike leptons are given by $M_{L,E,N}$. Note that explicit mass terms between SM and vectorlike fields (*i.e.* $\bar{\mu}_L L_R$ and $\bar{E}_L \mu_R$) can be rotated away. These mass matrices can be diagonalised by bi-unitary transformations and we label the two new charged and neutral mass eigenstates by e_4, e_5 and ν_4, ν_5 respectively:

$$U_L^\dagger M_e U_R = \text{diag}(m_\mu, m_{e_4}, m_{e_5}), \quad (6.1.4)$$

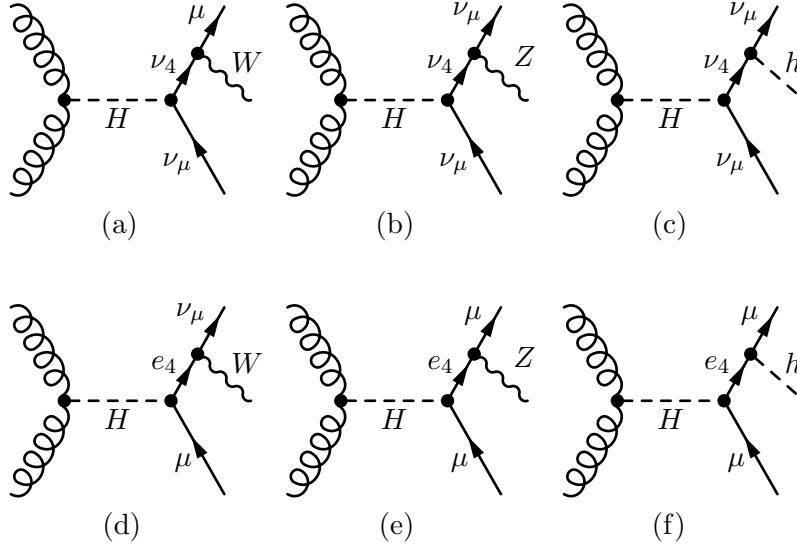


Fig. 6.1.4: Heavy Higgs boson cascade decays through vectorlike leptons.

$$V_L^\dagger M_\nu V_R = \text{diag}(0, m_{\nu_4}, m_{\nu_5}). \quad (6.1.5)$$

Since $SU(2)$ singlets mix with $SU(2)$ doublets, the couplings of all involved particles to the Z , W and Higgs bosons are in general modified. The flavour conserving couplings receive corrections and flavour changing couplings between the muon (or muon neutrino) and heavy leptons are generated. The relevant formulas for these couplings in terms of diagonalisation matrices defined above can be found in Ref.s [500, 502]. In the limit of small mixing, approximate analytic expressions for diagonalisation matrices can be obtained which are often useful for the understanding of numerical results. These are also given in Ref.s [500, 502]. Details of the quark sector of the model can be found in Ref. [510]. The mass matrix in the up and down quark sectors closely follow those for the neutrino and the charged leptons above.

The generated flavour changing couplings between heavy and light leptons lead to new decay modes of heavy CP-even (or CP-odd) Higgs boson: $H \rightarrow \nu_4 \nu_\mu$ and $H \rightarrow e_4 \mu$, where e_4 and ν_4 are the lightest new charged and neutral leptons. The BRs for these decay modes can be very large when the mass of the heavy Higgs boson is below the $t\bar{t}$ threshold and the light Higgs boson (h) is SM-like so that $H \rightarrow ZZ$, WW are suppressed or not present. In this case, flavour changing decays $H \rightarrow \nu_4 \nu_\mu$ or $H \rightarrow e_4 \mu$ compete only with $H \rightarrow b\bar{b}$, and for sufficiently heavy H , also with $H \rightarrow hh$. Subsequent decay modes of e_4 and ν_4 , $e_4 \rightarrow W\nu_\mu$, $e_4 \rightarrow Z\mu$, $e_4 \rightarrow h\mu$ and $\nu_4 \rightarrow W\mu$, $\nu_4 \rightarrow Z\nu_\mu$, $\nu_4 \rightarrow h\nu_\mu$ lead to the following 6 decay chains of the heavy Higgs boson:

$$H \rightarrow \nu_4 \nu_\mu \rightarrow W\mu\nu_\mu, Z\nu_\mu\nu_\mu, h\nu_\mu\nu_\mu, \quad (6.1.6)$$

$$H \rightarrow e_4 \mu \rightarrow W\nu_\mu\mu, Z\mu\mu, h\mu\mu, \quad (6.1.7)$$

which are also depicted in Fig. 6.1.4. In addition, H could also decay into pairs of vectorlike leptons. This is however limited to smaller ranges for masses in which these decays are kinematically open. Moreover, the final states are the same as in pair production of vectorlike leptons. We will not consider these possibilities here. Finally, although we focus on the second family of SM leptons in final states, the modification for a different family of leptons or quarks is straightforward.

In Ref. [499], it was found that in a large range of the parameter space BRs for the decay modes (6.1.6) and (6.1.7) can be sizable or even dominant while satisfying constraints from searches for heavy

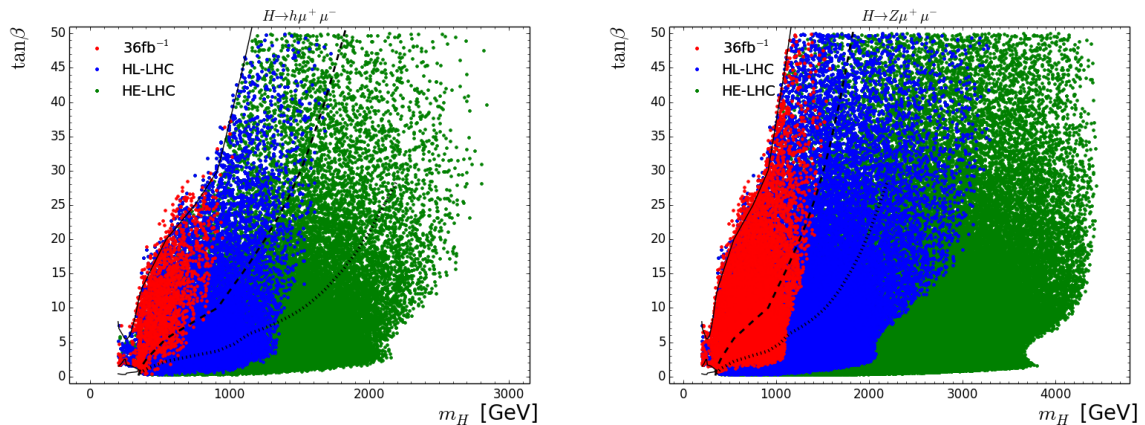


Fig. 6.1.5: Experimental sensitivities for $H \rightarrow e_4^\pm \mu^\mp \rightarrow h\mu^+\mu^-$ (left) $H \rightarrow e_4^\pm \mu^\mp \rightarrow Z\mu^+\mu^-$ (right). Red, blue and green points are the regions of the $[m_H, \tan\beta]$ plane which are accessible with LHC with 36 fb^{-1} , at the HL-LHC, and at the HE-LHC, respectively. Black solid, dashed and dotted lines represent the corresponding reaches of $H \rightarrow \tau\tau$ searches.

Higgs bosons, pair production of vectorlike leptons [506] obtained from searches for anomalous production of multilepton events, and constraints from precision EW observables [276]. Since the Higgs production cross section can be very large, for example the cross section for a 200 GeV Higgs boson at 13 TeV (27 TeV) LHC for $\tan\beta = 1$ is 18pb (67pb) [511–513], the final states above can be produced in large numbers. Thus searching for these processes could lead to the simultaneous discovery of a new Higgs boson and a new lepton. Some of the decay modes in Fig. 6.1.4 also allow for full reconstruction of the masses of both new particles in the decay chain.

The final states of the processes (6.1.6) and (6.1.7) are the same as final states of $pp \rightarrow WW, ZZ, Zh$ production or $H \rightarrow WW, ZZ$ decays with one of the gauge bosons decaying into second generation of leptons. Since searching for leptons in final states is typically advantageous, our processes contribute to a variety of existing searches. Even searches for processes with fairly large cross sections can be significantly affected. For example, the contribution of $pp \rightarrow H \rightarrow \nu_4\nu_\mu \rightarrow W\mu\nu_\mu$ to $pp \rightarrow WW$ can be close to current limits while satisfying the constraints from $H \rightarrow WW$. This has been studied in Ref. [500] in the two Higgs doublet model we consider here, and also in a more model independent way in Ref. [507].

The discussion of the main features of each of the heavy Higgs decay modes, of existing experimental searches to which these new process contribute, and of possible new searches can be found in Ref. [499]. The processes with small SM backgrounds are the best place to look for this scenario. Examples include $H \rightarrow h\nu_\mu\nu_\mu$ and $H \rightarrow h\mu\mu$ with $h \rightarrow \gamma\gamma$.

We now discuss the parameter regions of heavy Higgses and vectorlike leptons which can be accessed by dedicated searches for the modes we propose with current LHC (36 fb^{-1}), HL- and HE-LHC. Among the processes depicted in Fig. 6.1.4, we choose $H \rightarrow e_4^\pm \mu^\mp \rightarrow h\mu^+\mu^-$ and $H \rightarrow e_4^\pm \mu^\mp \rightarrow Z\mu^+\mu^-$ as representative examples. These are interesting because they result in additional resonances. The first process was analyzed in Ref. [508] for $m_H \leq 340$ GeV. The key selection criterium is an *off-Z* cut ($|m_{\mu^+\mu^-} - M_Z| > 15$ GeV) which exploits the fact that the invariant mass of the two muons in the final state is distributed mostly outside of the Z boson resonance region. This cut removes to a large extent background events from $Z +$ (heavy flavoured) jets with $Z \rightarrow \mu^+\mu^-$ and raises enormously the signal significance [508]. In order to maximise the signal cross section, we focus on $h \rightarrow b\bar{b}$ (which we studied in detail in Ref. [508]) and $Z \rightarrow b\bar{b}$.

To obtain the expected sensitivities, we estimate the number of background events for the HL-LHC

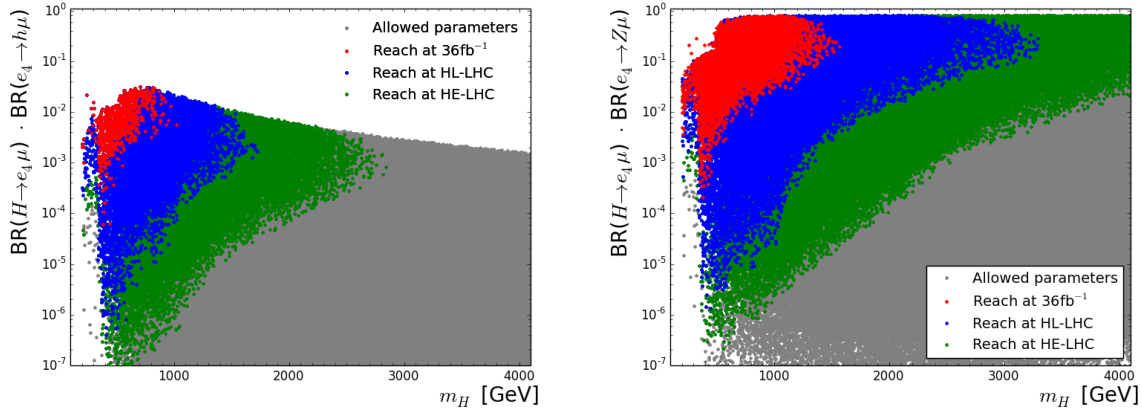


Fig. 6.1.6: Possible values of the BRs $\mathcal{B}(H \rightarrow e_4\mu) \times \mathcal{B}(e_4 \rightarrow h\mu)$ (left) and $\mathcal{B}(H \rightarrow e_4\mu) \times \mathcal{B}(e_4 \rightarrow Z\mu)$ (right) as a function of m_H . Note that $\mathcal{B}(H \rightarrow e_4\mu)$ includes both $H \rightarrow e_4^+\mu^-$ and $H \rightarrow e_4^-\mu^+$ decay modes. See the caption in Fig. 6.1.5 for further details.

by rescaling the results of Ref. [508] (which are based on the search for a heavy resonance decaying to hZ at ATLAS [514]) by the ratio of luminosities. We further estimate that the backgrounds at the HE-LHC increase by a factor 3.6×5 with respect to those at the HL-LHC, where 3.6 is the ratio of the background cross sections calculated with MadGraph5 and 5 comes from the ratio of integrated luminosities ($15 \text{ ab}^{-1} / 3 \text{ ab}^{-1}$).

We take a flat signal acceptance of about 30% for $m_H \leq 800 \text{ GeV}$ based on the analysis presented in Ref. [508] for $m_H = 450, 550, 650, 750 \text{ GeV}$ and $m_{e_4} = 250 \text{ GeV}$. For $m_H \geq 800 \text{ GeV}$ the dimuon invariant mass is much harder and concentrated above the Z resonance; in this region we assume an acceptance of about 50%. Furthermore, we consider a flat 50% detector efficiency throughout this analysis.

These estimates of background events, signal acceptances, and detector efficiencies, allow us to calculate the corresponding experimental sensitivities using the condition:

$$N_s^{95} \leq \sigma_H \cdot \mathcal{B}(H \rightarrow e_4\mu) \cdot \mathcal{B}(e_4 \rightarrow h\mu, Z\mu) \cdot A \cdot \epsilon \cdot \mathcal{L}, \quad (6.1.8)$$

where σ_H is the $pp \rightarrow H$ production cross section, A is the signal acceptance, ϵ is the experimental efficiency, and \mathcal{L} is the integrated luminosity. N_s^{95} is the 95% C.L. upper limit on the expected number of events calculated from the background estimations described above using a modified frequentist construction (CLs) [91] based on a Poisson distribution.

Among the conventional searches of neutral heavy Higgs bosons, $H \rightarrow \tau^+\tau^-$ [515] currently provides the strongest constraints on our model, especially for large $\tan\beta$ region; we expect that future analysis improvements may boost the impact of $H \rightarrow b\bar{b}$ and $H \rightarrow t\bar{t}$. Searches for $H \rightarrow WW$ and $H \rightarrow ZZ$ are not constraining because these decays are heavily suppressed in the alignment limit in which tree-level couplings of heavy Higgs and weak gauge bosons vanish. Nevertheless, the processes $H \rightarrow e_4\ell(\nu_4\nu_\ell) \rightarrow \nu_\ell\ell W$ and $H \rightarrow e_4\ell \rightarrow \ell^+\ell^-Z$ are indirectly constrained by searches for $H \rightarrow WW$ and $H \rightarrow ZZ$ albeit with different kinematic topologies [499, 500, 507]. The decay $H \rightarrow \gamma\gamma$ currently constraints our model at small $\tan\beta \lesssim 1.5$ (at the HL-LHC values of $\tan\beta$ for which we expect constraints raises to about 3.5). Here we focus on $H \rightarrow \tau^+\tau^-$ as a competitive search avenue for a heavy neutral Higgs boson.

Let us comment on the extraction of the experimental sensitivities to $H \rightarrow \tau\tau$ mentioned above. We assume that there is no change in cut acceptances and detector efficiencies for $H \rightarrow \tau\tau$ (for a given

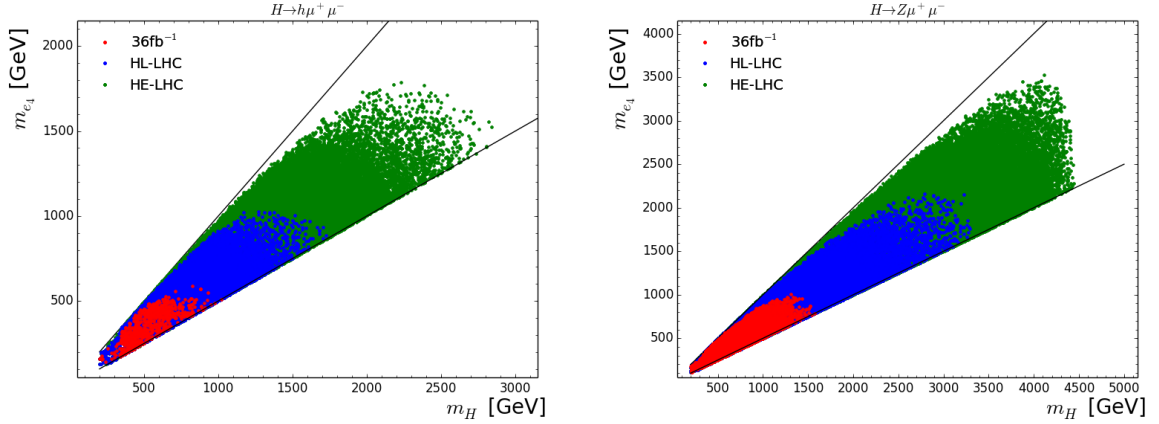


Fig. 6.1.7: Experimental sensitivities for $H \rightarrow e_4^\pm \mu^\mp \rightarrow h \mu^+ \mu^-$ (left) and $H \rightarrow e_4^\pm \mu^\mp \rightarrow Z \mu^+ \mu^-$ (right) in the $[m_H, m_{e_4}]$ plane. Note that we require $m_H > m_{e_4}$ to allow the decay channel, and that we loose sensitivity for $m_H > 2m_{e_4}$, where the $H \rightarrow e_4 e_4$ BR dominates. See the caption in Fig. 6.1.5 for further details.

m_H) for the HL-LHC and the HE-LHC,⁵ implying that S/\sqrt{B} controls to a good approximation the change in sensitivity. With this assumptions, the sensitivity at the HL-LHC increases simply by the square-root of the ratio of the integrated luminosities, *i.e.*, $\sqrt{3000./36.} = 9.13$. For the HE-LHC, we can obtain the sensitivities by further assuming that the background production cross sections ($\sigma_{\text{bkg.}}$) increase by the ratio of Higgs production cross sections for $\tan \beta = 1$, *i.e.*, $\sigma_{\text{bkg.}}^{13 \text{ TeV}} / \sigma_{\text{bkg.}}^{27 \text{ TeV}} = \sigma(pp \rightarrow H)_{\tan \beta=1}^{27 \text{ TeV}} / \sigma(pp \rightarrow H)_{\tan \beta=1}^{13 \text{ TeV}}$, and that the background cut acceptances remain constant. Then, the sensitivity increases as follows:

$$\begin{aligned}
 \frac{S^{27 \text{ TeV}, 15 \text{ ab}^{-1}}}{\sqrt{B^{27 \text{ TeV}, 15 \text{ ab}^{-1}}}} &= \frac{S^{13 \text{ TeV}, 36 \text{ fb}^{-1}}}{\sqrt{B^{13 \text{ TeV}, 36 \text{ fb}^{-1}}}} \cdot \frac{\sigma(pp \rightarrow H \rightarrow \tau^+ \tau^-)^{27 \text{ TeV}}}{\sigma(pp \rightarrow H \rightarrow \tau^+ \tau^-)^{13 \text{ TeV}}} \cdot \sqrt{\frac{\sigma_{\text{bkg.}}^{13 \text{ TeV}}}{\sigma_{\text{bkg.}}^{27 \text{ TeV}}} \cdot \frac{\mathcal{L}^{15 \text{ ab}^{-1}}}{\mathcal{L}^{36 \text{ fb}^{-1}}}} \\
 &= \frac{S^{13 \text{ TeV}, 36 \text{ fb}^{-1}}}{\sqrt{B^{13 \text{ TeV}, 36 \text{ fb}^{-1}}}} \cdot \frac{\sigma(pp \rightarrow H \rightarrow \tau^+ \tau^-)^{27 \text{ TeV}}}{\sigma(pp \rightarrow H \rightarrow \tau^+ \tau^-)^{13 \text{ TeV}}} \cdot 20.4 \cdot \sqrt{\frac{\sigma(pp \rightarrow H)_{\tan \beta=1}^{13 \text{ TeV}}}{\sigma(pp \rightarrow H)_{\tan \beta=1}^{27 \text{ TeV}}}},
 \end{aligned} \tag{6.1.9}$$

where $S^{27 \text{ TeV}, 15 \text{ ab}^{-1}}$ ($S^{13 \text{ TeV}, 36 \text{ fb}^{-1}}$) and $B^{27 \text{ TeV}, 15 \text{ ab}^{-1}}$ ($B^{13 \text{ TeV}, 36 \text{ fb}^{-1}}$) are the number of signal and background events for $H \rightarrow \tau^+ \tau^-$ at the HE-LHC (at the LHC with 36 fb^{-1}). Note that the estimated sensitivity in Eq. (6.1.9) does not include experimental systematic uncertainties, that would somewhat weaken the reach of $H \rightarrow \tau\tau$.

Our main results are presented in Figs 6.1.5, 6.1.6 and 6.1.7, where we show the experimental sensitivities for $H \rightarrow e_4^\pm \mu^\mp \rightarrow h \mu^+ \mu^-$ (left) $H \rightarrow e_4^\pm \mu^\mp \rightarrow Z \mu^+ \mu^-$ (right) obtained from reanalysing current data with integrated luminosity 36 fb^{-1} (red), our estimates for the HL-LHC (blue), and HE-LHC (green). For comparison, in Fig. 6.1.5, the reach of $H \rightarrow \tau^+ \tau^-$ searches in conventional type-II two Higgs doublet model with the current data, at the HL-LHC, and the HE-LHC are shown as black solid, dashed, and dotted lines, respectively. The scatter points satisfy constraints from EWPT, Drell-Yan pair production of vectorlike leptons [506], heavy Higgs searches in the $H \rightarrow \tau^+ \tau^-$ [515] and $H \rightarrow \gamma\gamma$ [516, 517] channels. The range of parameters that we scan over is:

$$M_{L,N} \in [100, 5000] \text{ GeV}, \tag{6.1.10}$$

⁵This is reasonable because the kinematics of H decay products depends almost exclusively on m_H .

$$\lambda_L, \lambda_E, \lambda, \bar{\lambda} \in [-1, 1], \quad (6.1.11)$$

$$\kappa_N = \kappa = \bar{\kappa} = 0, \quad (6.1.12)$$

$$\tan \beta \in [0.3, 50]. \quad (6.1.13)$$

From the inspections of Fig. 6.1.5, we see that searches for heavy Higgs cascade decays into vectorlike leptons considerably extend the reach beyond that of $H \rightarrow \tau^+ \tau^-$. Searches for $H \rightarrow h \mu^+ \mu^-$ are sensitive to m_H up to 1.7 TeV (2.9 TeV) and m_{e_4} up to 1 TeV (1.8 TeV) at the HL-LHC (HE-LHC). The decay mode $H \rightarrow Z \mu^+ \mu^-$ is even more promising and extends the sensitivity to m_H up to 3.3 TeV (4.5 TeV) and m_{e_4} up to 2.2 TeV (3.5 TeV) at the HL-LHC (HE-LHC).

6.1.4 Heavy singlet scalars at HL- and HE-LHC

Contributors: D. Buttazzo, F. Sala, A. Tesi

The existence of extended Higgs sectors is predicted in several motivated extensions of the SM. In particular, extra Higgses that are singlets under the SM gauge group arise in some of the most natural BSM constructions, like the next-to-MSSM (NMSSM, see Ref. [518] for a review), as well as in Twin [519] and Composite [520, 521] Higgs models (TH and CH models). Independently of the hierarchy problem of the Fermi scale, extra singlets constitute a minimal possibility to realise a first-order EW phase transition [522–524], which is a necessary condition to achieve EW baryogenesis. These considerations constitute a strong case for the experimental hunt of extra singlet-like scalar particles. It is the purpose of this Section, which summarises and updates the work of Ref.s [525, 526], to review the experimental status of the searches for such scalars, and to determine the reach of the HL- and HE-LHC. To keep this contribution brief, we focus on the case where the extra singlet is heavier than the Higgs boson.

Framework. We add to the SM a real scalar field ϕ , so that the most general renormalisable Lagrangian reads

$$\mathcal{L} = \mathcal{L}_{\text{SM}} + \frac{1}{2}(\partial S)^2 - \mu_S^2 S^2 - a_{HS}|H|^2 S - \lambda_{HS}|H|^2 S^2 - a_S S^3 - \lambda_S S^4, \quad (6.1.14)$$

where H is the SM Higgs doublet. Unless a Z_2 symmetry is enforced ($a_{HS} = a_S = 0$), and is not spontaneously broken, the singlet mixes with the SM Higgs as

$$\phi = -s_\gamma h_0 + c_\gamma s_0, \quad h = s_\gamma s_0 + c_\gamma h_0, \quad (6.1.15)$$

where h_0 and s_0 are the neutral CP-even degrees of freedom contained in H and S , h and ϕ are the resulting mass eigenstates, and s_γ, c_γ are the sine and cosine of their mixing angle γ . The signal strengths μ of h and ϕ into SM particles, defined as cross-section times BR, read

$$\mu_h = c_\gamma^2 \mu_{\text{SM}}, \quad \mu_{\phi \rightarrow VV, ff} = s_\gamma^2 \mu_{\text{SM}}(m_\phi) \cdot (1 - \mathcal{B}(\phi \rightarrow hh)), \quad \mu_{\phi \rightarrow hh} = s_\gamma^2 \sigma_{\text{SM}}(m_\phi) \cdot \mathcal{B}(\phi \rightarrow hh), \quad (6.1.16)$$

where σ_{SM} is the production cross-section of a SM Higgs boson, and μ_{SM} is its signal strength into the pair of SM particles of interest.

Constraints from Higgs couplings. The couplings of the SM-like Higgs boson h to other SM particles are all reduced by the same amount c_γ , independently of m_ϕ . A combined ATLAS and CMS fit to Higgs coupling measurements from 8 TeV data yields the 2σ limit [527] $s_\gamma^2 \lesssim 0.12$, and the sensitivity reached with 36 fb^{-1} of data at 13 TeV is comparable [528, 529]. The HL- and HE-LHC are expected to probe values of s_γ^2 at, and possibly slightly below, the 5% level [32]. The current exclusion and future reach from Higgs coupling measurements is shown in Fig. 6.1.8. Constraints on the mixing angle from EW precision tests are subdominant with respect to those from Higgs coupling measurements, see e.g. Ref. [530].

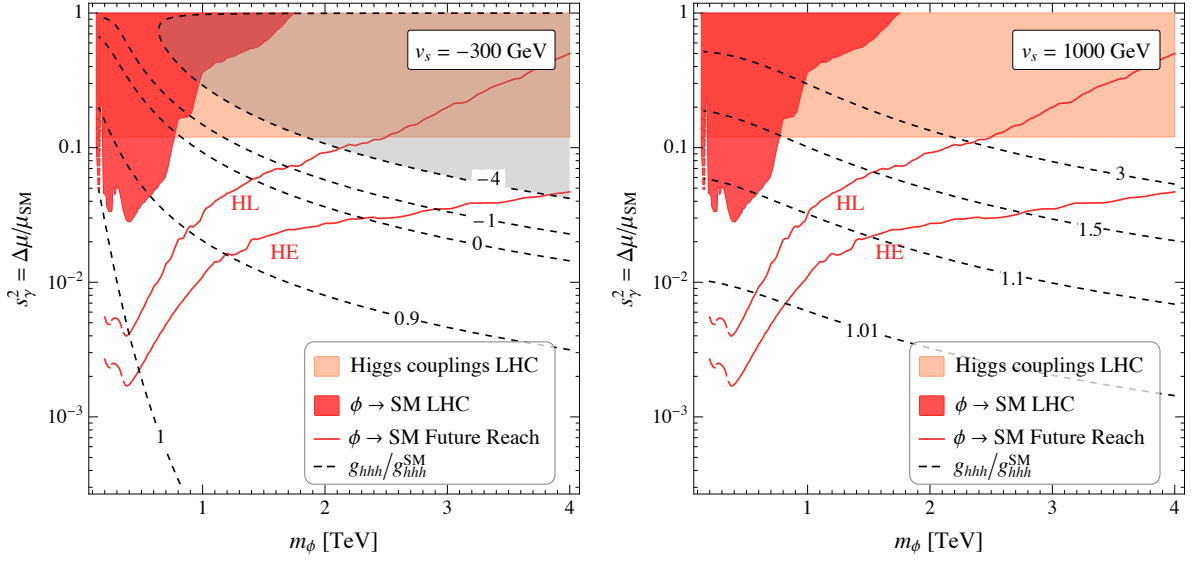


Fig. 6.1.8: Shaded: LHC exclusions from resonance searches (dark red), Higgs coupling measurements (light red) and double Higgs production (gray). Dashed black lines are contours of constant ratio between the trilinear Higgs coupling and its SM value, continuous red lines are expected sensitivities from resonance searches at the HL- and HE-LHC. The singlet VEV v_s is fixed to -300 GeV (left) and to 1000 GeV (right).

Constraints from Trilinear Higgs coupling. The trilinear Higgs coupling g_{hhh} depends on γ , m_ϕ , and on the singlet VEV v_s , while its dependence on all other parameters is very mild [525] (we fix for definiteness $\lambda_S = \lambda_{HS} = 0.5$). We show its ratio with respect to its SM value in Fig. 6.1.8, for two representative values of v_s . The gray shaded region comes from a rough bound on g_{hhh} that we extract from Ref. [267], using the prediction of Ref. [531].⁶ Deviations of order one and larger are allowed by all current and near-future constraints, motivating in particular the HE stage of the LHC, due to the increase of the sensitivity to g_{hhh} with energy [32].

Constraints from direct searches of the extra singlet. The collider phenomenology of ϕ is fully controlled by only 3 parameters, m_ϕ , γ and $\mathcal{B}(\phi \rightarrow hh)$. Analogously to the case of the triple Higgs coupling g_{hhh} , $\mathcal{B}(\phi \rightarrow hh)$ depends dominantly on the model parameters v_s , γ , and m_ϕ [525]. Moreover, because of the Goldstone boson equivalence theorem, it reaches the asymptotic value $\mathcal{B}(\phi \rightarrow hh) = \mathcal{B}(\phi \rightarrow ZZ) = 25\%$ for $m_\phi \gg m_h$, further reducing the number of parameters relevant for the phenomenology of ϕ . Current resonance searches at the LHC exclude the red shaded area in Fig. 6.1.8, and are dominated by the CMS combined ZZ search in Ref. [532] at 13 TeV with 36 fb^{-1} of data. We rescale the expected sensitivity at 13 TeV [532] at higher energies and luminosities using quark parton luminosities, with a procedure analogous to the one presented in Ref. [525]. Our results for the expected sensitivities at the HL (14 TeV, 3 ab^{-1}) and HE (27 TeV, 15 ab^{-1}) stages of the LHC are also shown in Fig. 6.1.8. Direct searches for the new scalar constitute the strongest probe of the parameter space of these models for m_ϕ below about a TeV, while larger masses are (and will be) probed more efficiently by deviations in Higgs couplings, thus making these two strategies complementary in the exploration of these models.

Implications for the NMSSM. The NMSSM adds to the MSSM particle content a singlet S , so that the superpotential reads $\bar{W} = \bar{W}_{\text{MSSM}} + \lambda S H_u H_d + f(S)$. The fine-tuning needed to reproduce the

⁶We assume that the only deviation in double Higgs production comes from deviations in g_{hhh} , the contribution from $pp \rightarrow \phi \rightarrow hh$ is negligibly small due to the large m_ϕ in the excluded region.

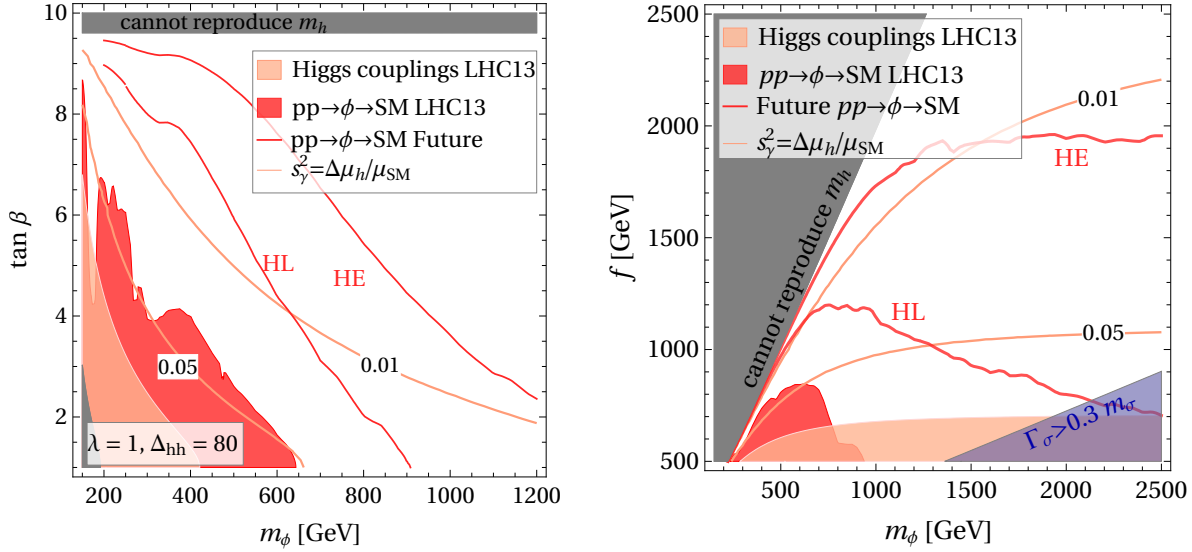


Fig. 6.1.9: Shaded: LHC exclusions from resonance searches (dark red) and Higgs coupling measurements (light red). Left: NMSSM with couplings $\lambda = 1$ and with $\Delta_{hh} = 80$ GeV. Right: Twin and Composite Higgs models. See text for more details.

EW scale is parametrically alleviated, with respect to the MSSM, and for a given value of the stop and gluino masses, by a factor λ/g , see *e.g.* Ref.s [533–536]. Naturalness arguments thus favour a large λ , that is however bounded from above by perturbativity. Assuming the masses of the extra Higgs bosons in the TeV range, a model with $\lambda \simeq 2$ becomes strongly coupled at scales of order 10 TeV, and to have a perturbative coupling up to the GUT scale one needs $\lambda \lesssim 0.7$ [537].⁷

Here we employ the economical parametrisation of the NMSSM scalar sector put forward in Ref.s [538, 539]. We then assume the extra Higgs doublet to be (slightly) decoupled, and we study the phenomenology of the Higgs-singlet scalar sector, which can be described by 4 free parameters

$$m_\phi, \quad \lambda, \quad t_\beta, \quad \Delta_{hh}, \quad (6.1.17)$$

where t_β is the ratio of the up and down Higgs VEVs, and Δ_{hh} encodes the radiative contribution to the SM-like Higgs mass $m_h^2 \lesssim m_Z^2 c_{2\beta}^2 + \lambda^2 v^2 s_{2\beta}^2/2 + \Delta_{hh}^2$. The phenomenology discussed in the previous section is displayed, for the NMSSM, in the left-hand panel of Fig. 6.1.9. We have fixed $\Delta_{hh} = 80$ GeV, a value obtainable for stop masses and mixing in the range of 1-2 TeV. The precise value of Δ_{hh} does not affect the Higgs sector phenomenology as long as it is within order 10% of 80 GeV. We have also fixed $\lambda = 1$, smaller values would make all the exclusions and sensitivities weaker, while larger values would make them stronger.

As seen in Fig. 6.1.9 left, direct searches for the extra singlet are expected to constitute the most promising probe of the $\phi - h$ parameter space. Higgs coupling measurements will give a reach at most comparable to the one of resonance searches, and they will constitute a crucial complementary access to the parameter space of NMSSM scalars. Deviations in the trilinear Higgs coupling depend on more parameters than those in Eq. (6.1.17), and can reach around 50% or more if $\lambda \gtrsim 1$, see Ref. [540] for a precise quantification.

Twin and Composite Higgs. In both TH and CH models, the SM-like Higgs boson is the pseudo-Goldstone boson associated to the spontaneous breaking of a global symmetry at a scale f . The EW fine-tuning of CH models is comparable to the one of typical SUSY constructions, while TH models

⁷It is conceivable that a strong sector exists at the scale where λ becomes non-perturbative, and without affecting the success of GUT in the NMSSM, see *e.g.* the model in Ref. [538] and references therein.

can achieve a tuning as good as the irreducible factor v^2/f^2 (mainly because the top partners are neutral under colour, and can thus be light). The radial scalar mode σ associated to the pseudo-Goldstone Higgs has a mass $m_\sigma \sim g_* f$, where the size of g_* corresponds to the typical one of the coupling of the UV completion. TH models with weakly coupled UV completions feature an extra scalar singlet that can be light, see *e.g.* Ref.s [541, 542]. The hunt for the extra scalar is a crucial test of TH models, because of the small couplings to the SM of the rest of the “Twin” states.

The scalar potential of TH and CH models has less free parameters, so that all the quantities relevant for the scalar phenomenology (including g_{hhh} and $\mathcal{B}(\phi \rightarrow hh)$) are a function of two free parameters only, that we choose to be f and m_σ . One for example obtains $s_\gamma \approx v/f$ and $g_{hhh} \approx 1$ up to terms suppressed by the small ratio v^2/f^2 . In TH, an extra freedom is given by the decay channels of ϕ into the Twin sector, whose BR in the limit $m_\sigma \gg gf$ is fixed, through the Goldstone boson equivalence theorem, by the symmetries of the model (3/7 in the cases of $SO(8)/SO(7) \simeq SU(4)/SU(3)$). For simplicity, and because such decay is absent in CH models, we do not include it in our study.

The constraints and sensitivities discussed above are displayed in the right-hand panel of Fig. 6.1.9. Given our considerations above, in the case where these models are not too strongly coupled (we show in Fig. 6.1.9 the region where $\Gamma_\sigma > 0.3m_\sigma$), they are expected to manifest themselves first via new diboson resonances. On the contrary, their strong-coupling regime is expected to show up first in deviations in the Higgs couplings.

6.1.5 Relaxion at the HL-LHC

Contributors: E. Fuchs, M. Schlaffer

The relaxion mechanism [543] addresses the hierarchy problem differently than conventional symmetry-based solutions. In this framework, the Higgs mass is stabilised dynamically by the relaxion, a pseudo-Nambu-Goldstone boson. The Higgs mass is scanned by the evolution of the relaxion field. Eventually, the relaxion stops at the field value where the Higgs mass is much smaller than the theory’s cutoff, hence addressing the fine tuning problem. Relaxion models do not require top, gauge or Higgs partners at the TeV scale. The possible mass range for the relaxion ranges from sub-eV to tens of GeV. Hence this framework can lead to signatures relevant for cosmology, for the low-energy precision frontier, for the intensity frontier, and for the high energy collider frontier. For detailed studies see Ref.s [544–546].

The aspects of the relaxion mechanism that are relevant for the phenomenology at colliders are summarised in the following. The effective scalar potential of the theory depends both on the Higgs doublet H and the relaxion ϕ ,

$$V(H, \phi) = \mu^2(\phi)H^\dagger H + \lambda(H^\dagger H)^2 + V_{\text{sr}}(\phi) + V_{\text{br}}(h, \phi), \quad (6.1.18)$$

$$\mu^2(\phi) = -\Lambda^2 + g\Lambda\phi + \dots, \quad (6.1.19)$$

where Λ is the cutoff scale of a Higgs loop. The relaxion scans μ^2 via the slow-roll potential

$$V_{\text{sr}}(\phi) = rg\Lambda^3\phi, \quad (6.1.20)$$

where g is a small dimension-less coupling and $r > 1/(16\pi^2)$ due to naturalness requirements. Once $\mu^2(\phi)$ becomes negative, the Higgs gets a VEV $v^2(\phi) = -\frac{\mu^2(\phi)}{\lambda}$. The non-zero VEV activates a periodic (model-dependent) backreaction potential V_{br} associated with the backreaction scale Λ_{br} that eventually stops the rolling of the relaxion at a value ϕ_0 , where $v(\phi_0) = 246$ GeV. Generically, the relaxion mechanism leads to CP violation and as a result, the relaxion ϕ mixes with the Higgs h and inherits its couplings to SM fields [544, 545]. The relaxion mass m_ϕ and the mixing angle $\sin\theta$ can be expressed as

$$m_\phi \simeq \frac{\Lambda_{\text{br}}^2}{f} \sqrt{c_0}, \quad (6.1.21)$$

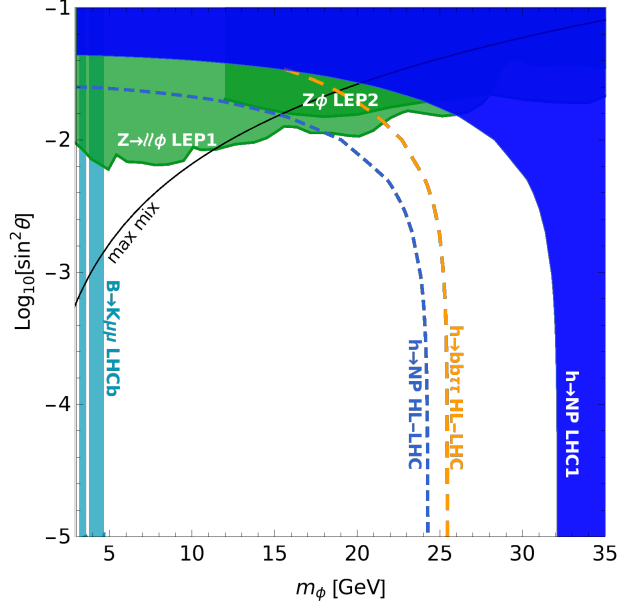


Fig. 6.1.10: Bounds and projections at the 95% C.L. for processes at hadron and lepton colliders. $Z \rightarrow Z^* \phi \rightarrow \ell \bar{\ell} \phi$ at LEP1 with $\sqrt{s} = M_Z$ [547] and $e^+ e^- \rightarrow Z \phi$ at LEP2 with $\sqrt{s} = 192\text{--}202\text{ GeV}$ [548]. Bound from $B^+ \rightarrow K^+ \mu^+ \mu^-$ at LHCb [549, 550]. Direct searches for exotic Higgs decays at the HL-LHC in the $bb\tau\tau$ channel inferred from Ref. [551] (orange, dashed). Upper bound on $\mathcal{B}(h \rightarrow \text{NP})$ from Higgs coupling fits at the LHC Run-1 (blue area) and projection for the HL-LHC with 3 ab^{-1} (blue, dashed). The maximal mixing according to Eq. (6.1.23) is indicated by the black line.

$$\sin \theta \simeq 8 \frac{\Lambda_{\text{br}}^4}{v^3 f} s_0, \quad (6.1.22)$$

where $s_0 \equiv \sin \phi_0$, $c_0 \equiv \cos \phi_0$, and f is the scale where the shift symmetry of the backreaction potential is broken. Combining Eq.s (6.1.21) and (6.1.22) with $4\Lambda_{\text{br}}^2 s_0 < v^2 \sqrt{c_0}$, which is fulfilled due to the suppressed value of s_0 at the endpoint of the rolling [545], the mixing angle as a function of the relaxion mass is approximately bounded by

$$\sin \theta \leq 2 \frac{m_\phi}{v}. \quad (6.1.23)$$

This upper bound on the relaxion-Higgs mixing is indicated by the black line in Fig. 6.1.10.

Moreover, in the broken phase a trilinear relaxion-relaxion-Higgs coupling $c_{\phi\phi h}$ is generated [544, 546],

$$c_{\phi\phi h} = \frac{\Lambda_{\text{br}}^4}{v f^2} c_0 c_\theta^3 - \frac{2\Lambda_{\text{br}}^4}{v^2 f} s_0 c_\theta^2 s_\theta - \frac{\Lambda_{\text{br}}^4}{2f^3} s_0 c_\theta^2 s_\theta - \frac{2\Lambda_{\text{br}}^4}{v f^2} c_0 c_\theta s_\theta^2 + 3v\lambda c_\theta s_\theta^2 + \frac{\Lambda_{\text{br}}^4}{v^2 f} s_0 s_\theta^3, \quad (6.1.24)$$

where $s_\theta \equiv \sin \theta$, $c_\theta \equiv \cos \theta$. Thus a bound on $c_{\phi\phi h}$ constrains the $(m_\phi, \sin \theta)$ parameter space. In the limit of small mixing, Eq. (6.1.24) reduces to $c_{\phi\phi h} \simeq m_\phi^2/v$, therefore directly constraining the mass.

There are two complementary ways to constrain $c_{\phi\phi h}$ via the exotic Higgs decay $h \rightarrow \phi\phi$: searching directly for the decay products of the ϕ pair, or bounding this BR by a global fit of Higgs couplings.

Concerning the Higgs phenomenology, the relaxion can be viewed as a singlet extension of the SM with a mixing of ϕ and h . The Higgs couplings to SM particles are reduced by the universal coupling modifier $\kappa \equiv \cos \theta$, and the total Higgs width $\Gamma_h^{\text{tot}} = \cos^2 \theta \Gamma_h^{\text{tot, SM}} + \Gamma_h^{\text{NP}}$ contains the NP contribution

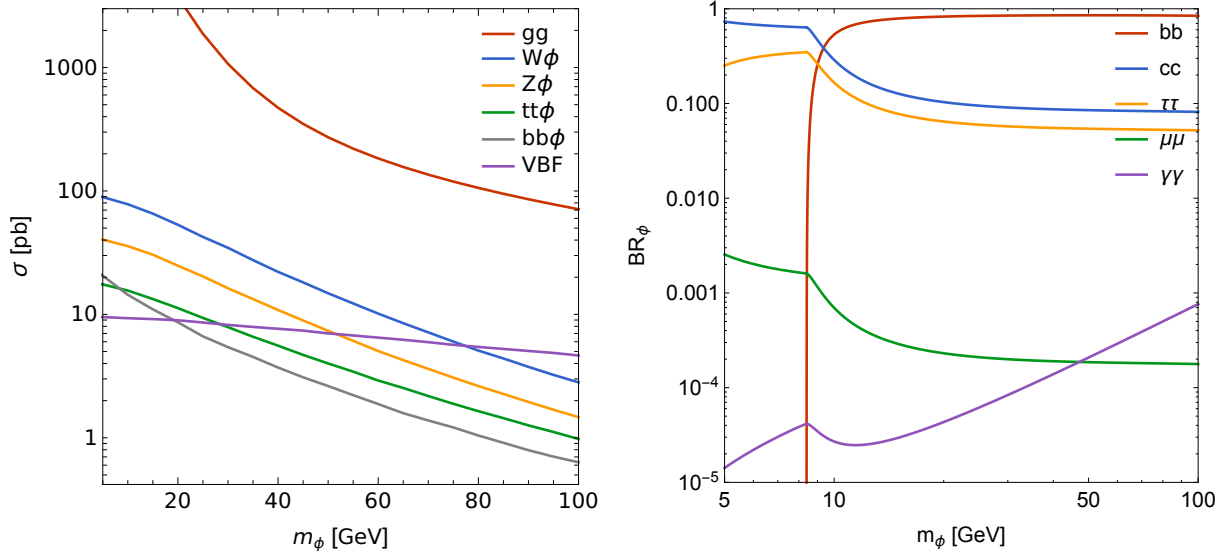


Fig. 6.1.11: Production and decay of ϕ for $\sin^2 \theta = 1$. Left: hadronic cross sections, $\sigma(pp \rightarrow X)$ at $\sqrt{s} = 14$ TeV for $X = \phi$ (via gluon fusion), $W\phi$, $Z\phi$, $t\bar{t}\phi$, $b\bar{b}\phi$, and ϕjj (via VBF). The $\sigma(pp \rightarrow \phi)$ via gluon fusion is calculated using ggHiggs v3.5 [553–556] at N³LO including N³LL resummation without a p_T -cut. The remaining hadronic cross sections are obtained from MADGRAPH5_aMC@NLO [67] at NLO with $p_T(\phi) > 20$ GeV. Right: BRs $BR(\phi \rightarrow b\bar{b}, c\bar{c}, \tau^+\tau^-, \mu^+\mu^-, \gamma\gamma)$.

$\Gamma_h^{\text{NP}} = \Gamma(h \rightarrow \phi\phi)$. For the LHC, $\mathcal{B}(h \rightarrow \text{NP})$ has been constrained via a Higgs coupling fit to Run-1 data to be at most 20% at the 95% C.L. while the HL-LHC has the potential to bound this BR to approximately 8.6% at the 95% C.L. Ref. [32, 552]. The resulting bounds in the $(m_\phi, \sin \theta)$ plane are shown in Fig. 6.1.10.

The parameter space probed by the HL-LHC enters the region below the upper bound of the mixing and is therefore relevant for the model. The HL-LHC may exclude a relaxion mass above 24 GeV for vanishing $\sin \theta$. In comparison, direct relaxion production via $B \rightarrow K\phi$, $\phi \rightarrow \mu\mu$ at LHCb excludes $2m_\mu \leq m_\phi \lesssim 5$ GeV also for $\sin \theta$ smaller than shown in Fig. 6.1.10. In contrast, the bounds set by LEP1 via the 3-body Z -decay into $f\bar{f}\phi$ and by LEP2 via relaxion strahlung in $Z\phi$ production are sensitive only to mixing angles of order $\sin^2 \theta \gtrsim 10^{-2}$ and therefore constrain mostly parameter space above the theoretically motivated maximal mixing. Furthermore, the stronger bound reachable at the HL-LHC, compared to the Run-1 one, is highly beneficial for constraining the relaxion mass space down to small mixing angles.

Regarding direct searches for the relaxion decay products, each relaxion from the Higgs decay further decays into a pair of SM particles, resulting in a four-particle final state F . The ATLAS and CMS searches for such signatures yield m_ϕ -dependent bounds on $(\sigma_h/\sigma_h^{\text{SM}}) \times BR(h \rightarrow \phi\phi \rightarrow F)$. However, none of the current searches [268, 551, 557–562] is sensitive enough to probe parts of the relaxion parameter space displayed in Fig. 6.1.10, *i.e.* $5 \text{ GeV} \leq m_\phi \leq 35 \text{ GeV}$ and $10^{-5} \leq \sin^2 \theta \leq 10^{-1}$. In contrast, the HL-LHC can probe parts of the relevant parameter space via these channels. We estimate the potential reach of the HL-LHC with 3 ab^{-1} by rescaling the current limits by the ratio of luminosities and by the ratio of the Higgs production cross sections in the dominant channels at 8 or 13 TeV with respect to 14 TeV for the search results from Run 1 or Run 2, respectively [563]. According to this scaling, we find that the strongest bound at the HL-LHC is expected in the $b\bar{b}\tau\tau$ channel (inferred from the CMS search at Run 2 [551]), excluding $m_\phi > 26$ GeV at 95% C.L. as shown in Fig. 6.1.10.

Concerning the relaxion direct production at colliders, similarly to the Higgs, the dominant production modes for the relaxion are gluon fusion ($pp \rightarrow \phi$), relaxion strahlung ($pp \rightarrow Z\phi, W\phi$), $\{t\bar{t}, b\bar{b}\}$ -associated production, and vector boson fusion (VBF, $pp \rightarrow \phi jj$). The cross sections of these processes are shown for $\sin \theta = 1$ in the left panel of Fig. 6.1.11. For the HL-LHC, a promising channel is relaxion strahlung due to the relatively large cross sections in combination with the presence of a massive gauge boson that can be tagged. Various decay modes can be considered, see the right panel of Fig. 6.1.11. So far the $Z\phi$ and $W\phi$ searches do not cover the challenging low-mass range. With high luminosity, extending these searches to lower masses could yield complementary bounds.

6.1.6 The HL-LHC and HE-LHC scope for testing compositeness of 2HDMs

Contributors: S. De Curtis, L. Delle Rose, S. Moretti, A. Tesi, K. Yagyu

Much has been written about the ability of TeV scale compositeness to naturally remedy the hierarchy problem of the SM, in particular through the pseudo-Nambu Goldstone boson (pNGB) nature of the Higgs state. This idea is borrowed from QCD: the discovered Higgs boson is the analogue of the pion. Just like there are π, η , etc. mesons predicted by QCD, though, there could be several Higgs states predicted by compositeness beyond the one discovered. In this respect, a natural setting [564] is the Composite 2-Higgs Doublet Model (C2HDM) [565–567]. It is built upon the experimentally established existence of a doublet structure triggering Electro-Weak Symmetry Breaking (EWSB), generating the W^\pm, Z and SM-like Higgs state h , yet it surpasses it by providing one more composite doublet of Higgs states that can be searched for at the LHC, alongside additional composite gauge bosons (the equivalent of the ρ, ω , etc. of QCD) and composite fermions. We concentrate here on the Higgs sector of the C2HDM (see Ref. [568] for a comparative study between the 2HDM based composite solution to the hierarchy problem and the one driven instead by Supersymmetry) based on $SO(6) \rightarrow SO(4) \times SO(2)$, in presence of so-called *partial compositeness* [569] realised through the third generation of the SM fermions. The scalar potential and, thus, the masses of the Higgs bosons are generated at one-loop level by the linear mixing between the (elementary) SM and the (composite) strong sector fields. This implies that masses and couplings are not free parameters, unlike in the elementary realisations, but they depend upon the strong sector dynamics and are strongly correlated. The compositeness scale f is within the energy domain of the LHC and the composite nature of the SM-like Higgs boson in the C2HDM can be revealed through corrections of $\mathcal{O}(\xi)$, where $\xi = v^2/f^2$, with v being the VEV of the SM Higgs field. As current lower limits on f are of order 750 GeV, this implies that such effects enter experimental observables at the 5-10% level. In order to test these effects, the best strategy is to probe gauge interactions of the SM-like Higgs boson, universally affected by $\mathcal{O}(\xi)$ corrections. In particular, these effects are expected to be larger than the corresponding ones in Elementary realisations of a 2HDM (E2HDM) [469], and therefore accessible at the HL-LHC. However, if these were to be found consistent with those of the E2HDM, the last resort in the quest to disentangle the C2HDM from the E2HDM hypothesis would be to exploit the correlation among observable processes involving extra Higgs bosons. Hence, under the above circumstances, it becomes mandatory to assess the scope of the HL- and HE-LHC, the latter being necessary for processes involving Higgs boson self-interactions, which have rather small cross-sections at the current LHC, in exploring the structure of extended Higgs sectors. We shall do so by studying under which LHC machine conditions one could access the processes $gg \rightarrow H \rightarrow hh \rightarrow b\bar{b}\gamma\gamma$ and $gg \rightarrow H \rightarrow t\bar{t}$ (followed by semi-leptonic top decays), as these will enable one to extract crucial C2HDM parameters, wherein H is the heaviest of the two CP-even (neutral) Higgs states of the C2HDM, the lightest (h) being the SM-like one.

The construction of the model and the fundamental parameters of the C2HDM are described in Ref. [568, 570]. These correspond to the scale of compositeness f , the coupling of the spin-1 resonances, the masses of the heavy top partners, and the mixing between the latter and the elementary top quark (which represents the leading contribution to the effective scalar potential). In order to have phenomenologically acceptable configurations with EW parameters consistent with data, we require: (i)

the vanishing of the two tadpoles of the CP-even Higgs bosons, (ii) the value of the top quark mass to match the measured one, and (iii) the value of the Higgs boson mass to match the measured one. Under these constraints, we explore the parameter space by scanning the scale of compositeness in the range (750, 3000) GeV and all the other parameters in the range $(-10, 10)f$. As outputs, we obtain the masses of the charged Higgs boson (m_{H^\pm}), the CP-odd Higgs boson (m_A), and the heavier CP-even Higgs boson (m_H), the mixing angle θ between the two CP-even Higgs boson states (h, H), as well as their couplings to fermions and bosons. These quantities are then combined in physics observables and tested against experimental measurements through HiggsBounds [571] and HiggsSignals [572], which include current results from void Higgs boson searches and parameter determinations from the discovered Higgs state, respectively. Further, we extrapolated the latter (at present counting on about 30 fb^{-1} of accumulated luminosity after Run 1 and in Run 2) to $\sqrt{s} = 14 \text{ TeV}$ with 300 fb^{-1} (end of Run 3) and 3 ab^{-1} (HL-LHC), by adopting the expected experimental accuracies given in Ref. [573] (scenario 2 therein). These are listed against the so-called κ 's (or 'coupling modifiers') of Ref. [574], among which those interesting us primarily are κ_{VV}^h ($V = W^\pm, Z$), $\kappa_{\gamma\gamma}^h$ and κ_{gg}^h , generally the most constraining ones.

Before proceeding with presenting our results, it is worth mentioning that a generic 2HDM Lagrangian introduces, in general, Flavour Changing Neutral Currents (FCNCs) at tree level via Higgs boson exchanges. To avoid them, we assume here an alignment (in flavour space) between the Yukawa matrices like in the elementary Aligned 2HDM (A2HDM) [575]. In this scenario, the coupling of the heavy Higgs H to the SM top quark is controlled (modulo small corrections induced by the mixing angle $\theta \sim \xi$) by

$$\zeta_t = \frac{\bar{\zeta}_t - \tan \beta}{1 + \bar{\zeta}_t \tan \beta}, \quad (6.1.25)$$

where $\bar{\zeta}_t$ and $\tan \beta$ are predicted, and correlated to each other, in terms of the aforementioned fundamental parameters of the C2HDM. Thus, being interested in the phenomenology of the H state, henceforth we will map the results of our scan in terms of m_H and ζ_t and restrict the parameter space to the region $m_{H,A,H^\pm} > 2m_h$. The ζ_t parameter and the Higgs trilinear coupling λ_{Hhh} set the hierarchy among the decay modes of the heavy state H . In particular, $H \rightarrow t\bar{t}$, when kinematically allowed, represents the main decay channel. Below the $t\bar{t}$ threshold, the diHiggs $H \rightarrow hh$ decay mode can reach, approximately, 80%, with the remaining decay space saturated by $H \rightarrow VV$. The corresponding BR observables are shown in Fig. 6.1.12 (left). Both of these can be notably different in the C2HDM with respect to the E2HDM, since the Hhh and $Ht\bar{t}$ couplings can carry the imprint of compositeness (see Fig. 6.1.12 (right) for their correlation). The hierarchy discussed above highlights the key role of the $H \rightarrow hh$ and $H \rightarrow t\bar{t}$ channels in the discovery and characterisation of the composite heavy Higgs boson.

Figures 6.1.13 and 6.1.14 illustrate the interplay between direct and indirect searches and the ability of the HL- and HE-LHC to discover both the $gg \rightarrow H \rightarrow hh \rightarrow b\bar{b}\gamma\gamma$ and the $gg \rightarrow H \rightarrow t\bar{t}$ (followed by semi-leptonic top decays) signals, respectively, over regions of the C2HDM parameter space mapped onto the (m_H, ζ_t) plane, even when no deviations are visible in the aforementioned κ 's of the SM-like Higgs state h (red points) at the LHC at $\sqrt{s} = 14 \text{ TeV}$ with $L = 300 \text{ fb}^{-1}$ and $L = 3 \text{ ab}^{-1}$. Notice that 95% C.L. exclusion limits are extracted by adopting the sensitivity projections of Ref.s [576] and [577] while compliance with the coupling modifiers is here achieved by asking that $|1 - k_i^h|$ is less than the percentage uncertainty declared in Ref. [573], where $i = VV, \gamma\gamma$ and gg . Of some relevance, while tensioning the scope of the two search channels to one another, is to note that the orange points have a large overlap with the red ones for small $|\zeta_t|$ values while the corresponding overlap of the blue region is smaller but it reaches larger H masses. Hence, the first channel enables one to cover a larger C2HDM parameter space while the second one higher H masses. Clearly, the combination of the two allows one to combine the benefits of either. The HE-LHC, assuming $\sqrt{s} = 27 \text{ TeV}$ and $L = 15 \text{ ab}^{-1}$, will improve the reach in the H high mass region up to 1.2 TeV by studying the process $gg \rightarrow H \rightarrow hh \rightarrow b\bar{b}\gamma\gamma$. For the $gg \rightarrow H \rightarrow t\bar{t}$ channel, the naive extrapolation of the sensitivity with the parton luminosities is unreliable because it is affected by the SM $t\bar{t}$ threshold effects.

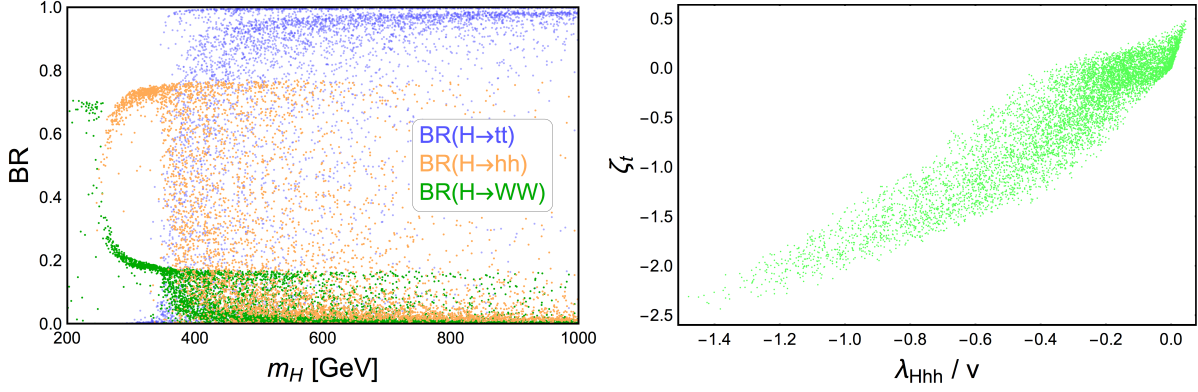


Fig. 6.1.12: Branching ratio of the H state of the C2HDM in the hh (orange) and $t\bar{t}$ (blue) channels (left) and correlation between the ζ_t and λ_{Hhh} couplings obtained upon imposing present HiggsBounds and HiggsSignals constraints at 13 TeV (right).

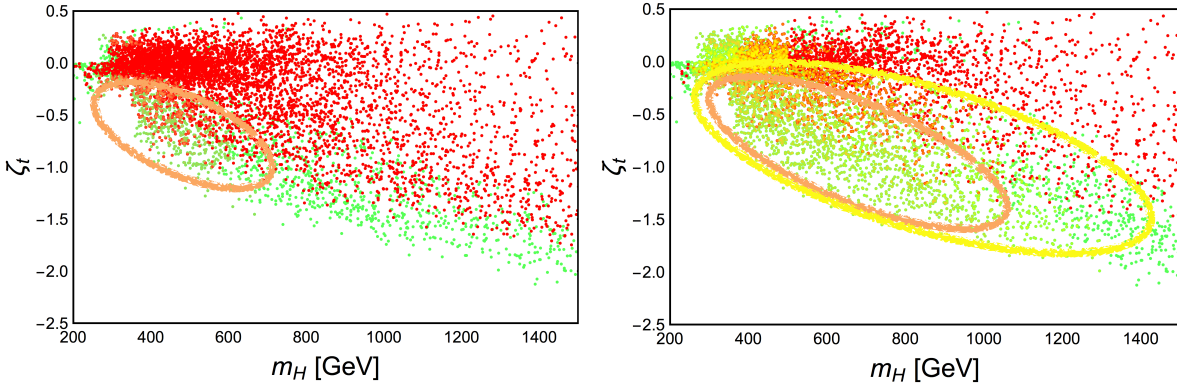


Fig. 6.1.13: Results of the C2HDM scan described in the text. Colour coding is as follows. Green: all points that pass present constraints at 13 TeV. Red: points that, in addition to the above, have κ_{VV}^h , $\kappa_{\gamma\gamma}^h$ and κ_{gg}^h within the 95% C.L. projected uncertainty at 14 TeV with $L = 300 \text{ fb}^{-1}$ (left) and $L = 3 \text{ ab}^{-1}$ (right). Orange: points that, in addition to the above, are 95% C.L. excluded by the direct search $gg \rightarrow H \rightarrow hh \rightarrow b\bar{b}\gamma\gamma$, at 14 TeV with $L = 300 \text{ fb}^{-1}$ (left) and $L = 3 \text{ ab}^{-1}$ (right). In the right plot the yellow points are 95% C.L. excluded by the same search at the HE-LHC with $L = 15 \text{ ab}^{-1}$. The orange and yellow elliptical shapes highlight the regions in which the points of the corresponding colour accumulate.

For a proper phenomenological analysis of the $t\bar{t}$ process, one should eventually account for interference effects with gg -induced (irreducible) background. For example, it is well-known that interference effects between the t, u -channel gg -induced Leading Order (LO) QCD diagrams and the one due to a Higgs boson in s -channel via gg -fusion generate a characteristic peak-dip structure of the $M_{t\bar{t}}$ spectrum. However, this contribution is only one of the many entering at the same order in perturbation theory. In fact, Ref. [578] investigated the effect of all one-loop corrections of $\mathcal{O}(\alpha_S^2\alpha_W)$ onto the $t\bar{t}$ invariant mass spectrum at the LHC in presence of both resonant and non-resonant Higgs boson effects. It was shown therein that corrections of $\mathcal{O}(\alpha_S^2\alpha_W)$ involving a non-resonant Higgs boson are comparable to or even larger than those involving interference with the s -channel resonant Higgs boson amplitude and that both of these are subleading with respect to all other (non-Higgs) diagrams through that order. Hence, a complete $\mathcal{O}(\alpha_S^2\alpha_W)$ calculation would be required to phenomenologically assess the relevance of such signal versus background effects in the C2HDM.

In summary, both the HL- and HE-LHC display clear potential in accessing production and decay channels of the heavy CP-even Higgs state of the C2HDM which can give direct access to key interactions

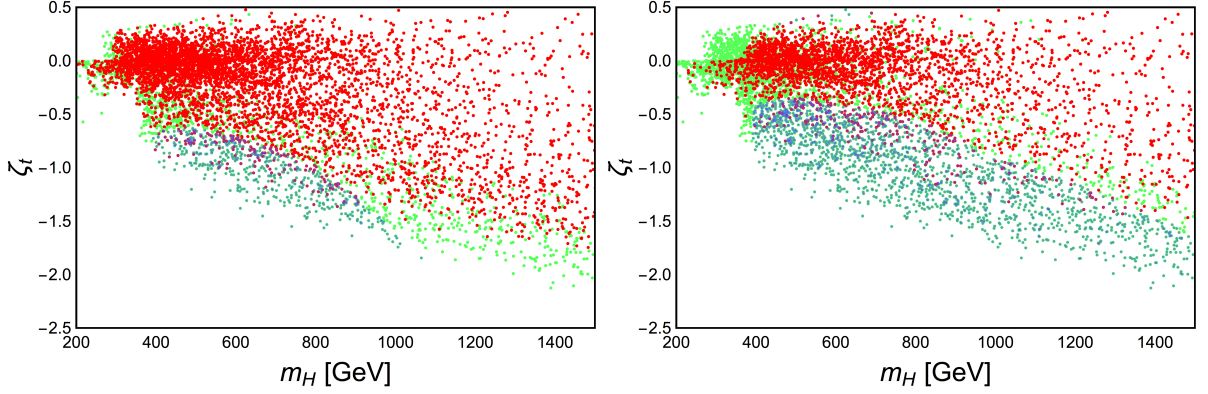


Fig. 6.1.14: Green and red points are as in the previous plot. Blue: points that, in addition to the above, are 95% C.L. excluded by the direct search $gg \rightarrow H \rightarrow t\bar{t}$, at 14 TeV with $L = 300 \text{ fb}^{-1}$ (left) and $L = 3 \text{ ab}^{-1}$ (right).

that carry the hallmark of compositeness.

6.1.7 Axion-like particles at the HL- and HE-LHC

Contributors: M. Low, A. Mariotti, D. Redigolo, F. Sala, K. Tobioka

The main focus of this contribution is future search strategies for axion-like particles (ALPs) in the mass range between 1 and 90 GeV [579–581]. For simplicity we consider an ALP, a , that couples only to gauge bosons, including a non-zero coupling to gluons. We call this type of ALP a “KSVZ-ALP” because it is inspired by the simplest QCD axion model [582–584]. Such an ALP is perhaps the most theoretically compelling case and also the natural target for hadron colliders, such as the HL-LHC and the HE-LHC. The effective Lagrangian for the KSVZ-ALP, below the Z mass, is

$$\mathcal{L}_{\text{int}} = \frac{a}{4\pi f_a} \left[\alpha_s c_3 G^a \tilde{G}^a + \alpha_2 c_2 W^i \tilde{W}^i + \alpha_1 c_1 B \tilde{B} \right], \quad (6.1.26)$$

$$= \frac{a}{4\pi f_a} \left[\alpha_s c_3 G^a \tilde{G}^a + \alpha_{\text{em}} c_\gamma F \tilde{F} + 2\alpha_2 c_W W^- \tilde{W}^+ + \frac{2\alpha_{\text{em}}}{t_w} c_{Z\gamma} Z \tilde{F} + \alpha_2 c_w^2 c_Z Z \tilde{Z} \right], \quad (6.1.27)$$

where $\tilde{F}^{\mu\nu} = (1/2) \epsilon^{\mu\nu\rho\sigma} F_{\rho\sigma}$ for any field strength, $\alpha_1 = \alpha'$ is the GUT-normalised $U(1)_Y$ coupling constant, and $t_w = s_w/c_w$ where $c_w^2 = 1 - s_w^2 = m_W^2/m_Z^2$. The coefficients c_i encode the Adler-Bell-Jackiw (ABJ) anomalies of the global $U(1)$ symmetry (of which the ALP is the pseudo-Goldstone boson) with $SU(3)$ and $SU(2) \times U(1)_Y$. After EWSB, one can write

$$c_\gamma = c_2 + \frac{5}{3}c_1, \quad c_W = c_2, \quad c_Z = c_2 + t_w^4 \frac{5}{3}c_1, \quad c_{Z\gamma} = c_2 - t_w^2 \frac{5}{3}c_1. \quad (6.1.28)$$

For $m_a \lesssim m_Z$, the relevant two-body decays of a are to two photons and to two jets, with widths

$$\Gamma_{gg} = \frac{K_g \alpha_s^2 c_3^2 m_a^3}{8\pi^3 f_a^2}, \quad \Gamma_{\gamma\gamma} = \frac{\alpha_{\text{em}}^2 c_\gamma^2 m_a^3}{64\pi^3 f_a^2}, \quad (6.1.29)$$

where K_g depends on the ALP mass and includes higher-order QCD corrections (see Appendix A in Ref. [580]). The couplings in Eq. (6.1.26) can be generated by heavy vector-like fermions with a mass at $g_* f_a$, where g_* can be as large as 4π . Explicit realisations include: i) KSVZ “heavy axion” models where the axion potential is UV-dominated, the axion mass is heavier than expected from QCD contributions alone, and the decay constant, f_a , can be as low as a TeV solving the axion quality problem (see Ref.s [585–589] for heavy axion models and Ref. [590] for a discussion of the axion quality problem);

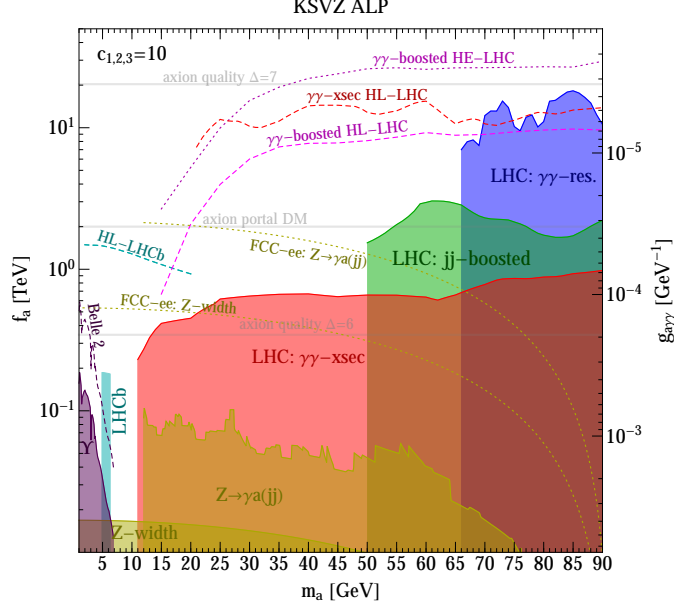


Fig. 6.1.15: Status of the current best experimental constraints on the KSVZ-ALP with ABJ anomalies $c_{1,2,3} = 10$. We include the Babar bound on $\Upsilon \rightarrow \gamma a(jj)$ [595] (**purple**) and its rescaling at Belle II [596] (**purple dotted**). LHCb bound derived in Ref. [580] from diphoton measurement around the B_s mass [597] (**cyan**). The projection for HL is also shown (**dashed cyan**). We also include LEP searches on $Z \rightarrow \gamma a(jj)$ [598] and constraints from the Z -width [276] (**yellow**) along with both of their rescalings at FCC-ee [599] (**yellow dotted**). Constraints from inclusive cross section measurements at the Tevatron [600] and the LHC [601–603] derived in Ref. [579] (**red**) and the rescaled sensitivities of the 8 TeV cross section measurement [603] at the HL-LHC (**dashed red**) are shown. Finally, LHC bounds on boosted dijet resonances [604] reinterpreted for an ALP in Ref. [579] (**green**), LHC searches for diphoton resonances [605–607] (**blue**), and the sensitivity of the boosted diphoton resonance search based on the monojet trigger at the HL-LHC (3 ab^{-1}) and the HE-LHC (15 ab^{-1}) [581] (**dashed/dotted magenta**) are plotted. We also display (**gray**) two theory benchmarks motivated by freeze-out of ALP-mediated Dark Matter and by the QCD axion quality problem, see Ref. [580]. On the r.h.s. y -axis we show $g_{a\gamma\gamma} \equiv \frac{\alpha_{\text{em}}}{\pi f_a} c_\gamma$ to make contact with the QCD axion notation.

ii) ALPs arising in standard paradigms addressing the EW hierarchy problem, such as supersymmetry, where spontaneous SUSY-breaking below M_{Pl} predicts, on general grounds, the existence of an R -axion [591, 592]. iii) Axion portal Dark Matter scenarios where the DM is freezing out through its annihilation into gluons pairs [593, 594]. In Fig. 6.1.15 we show the expected decay constant for an accidental Peccei-Quinn symmetry broken by dimension 6 operators at $M_{\text{GUT}} = 10^{15} \text{ GeV}$, and the one for an axion portal which account for all of the DM relic abundance, see Ref. [580] for more details.

Barring a huge hierarchy among the anomaly coefficients, $c_{1,2} \gtrsim 10^2 c_3$, the width into gluons dominates over the one into photons, $\Gamma_\gamma/\Gamma_{gg} = \alpha_{\text{em}}^2/(8K_g\alpha_3^2) \sim 10^{-4}$. ALPs that couple to gluons decay promptly in any kinematical configuration and mass range of interest for the LHC. When accounting for the gluon coupling, searches based on rare decays of SM particles (Higgs, Z , Υ , and B -mesons) into ALPs have a weaker bound on f_a because the dominant BR of the ALP is now into hadronic final states, while the searches look for final states with muons or photons. The only two relevant decay processes for our parameter space are $Z \rightarrow \gamma a$ and $\Upsilon_X \rightarrow \gamma a$, and the corresponding decay widths are given by

$$\Gamma(Z \rightarrow \gamma a) = \frac{\alpha_{\text{em}}^2 c_{Z\gamma}^2 m_Z^3}{96\pi^2 t_w^2 f_a^2} \left(1 - \frac{m_a^2}{m_Z^2}\right)^3, \quad (6.1.30)$$

$$\Gamma(\Upsilon_X \rightarrow \gamma a) = \frac{\alpha_{\text{em}} c_{\gamma\gamma}^2}{\pi} \left(\frac{m_{\Upsilon_X}}{4\pi f_a} \right)^2 \left(1 - \frac{m_a^2}{m_{\Upsilon_X}^2} \right)^3 \Gamma(\Upsilon_X \rightarrow ll), \quad (6.1.31)$$

where $\Gamma(\Upsilon_X \rightarrow ll) = \Gamma_{\Upsilon_X} \cdot \mathcal{B}(\Upsilon_X \rightarrow ll)$, $\mathcal{B}(\Upsilon_{2S,3S} \rightarrow ll) \simeq 3.84, 4.36\%$ and $\Gamma_{\Upsilon_{2S,3S}} \simeq 20, 32$ keV. These constraints, together with those from the LHC, are shown in Fig. 6.1.15.

The bound from Z decays, in Eq. (6.1.30), is based on the LEP search in Ref. [598] which has sensitivity down to 12 GeV. In this range, this search is more powerful than the inclusive bound from the total Z -width [276]. The bound from Υ decays, in Eq. (6.1.31), is based on BABAR data [595] corresponding to $1.21 \cdot 10^8 \Upsilon_{3S}$ and $0.98 \cdot 10^8 \Upsilon_{2S}$. “Standard” inclusive diphoton resonance searches at the LHC do not probe masses below 65 GeV [605–607].

A first example of what can be done to improve the low mass reach is the CMS search for a dijet resonance recoiling against a hard jet [604] that we rescale here for an ALP produced in gluon fusion (see Ref. [579] for more details). As we see in Fig. 6.1.15, this probes ALPs down to 50 GeV. A second example is the bound from inclusive cross section measurements, derived in Ref. [579], that reach masses of 10 GeV. References [600–603] provide tables of the measured differential diphoton cross section per invariant mass bin, $d\sigma_{\gamma\gamma}/dm_{\gamma\gamma}$, with the relative statistical (Δ_{stat}) and systematical (Δ_{sys}) uncertainties. A conservative bound was derived in Ref. [579] assuming zero knowledge of the background and requiring

$$\sigma_{\gamma\gamma}^{\text{th}}(m_a) < \left[m_{\gamma\gamma}^{\text{Bin}} \cdot \frac{d\sigma_{\gamma\gamma}}{dm_{\gamma\gamma}} \cdot (1 + 2\Delta_{\text{tot}}) \right] \cdot \frac{1}{\epsilon_S(m_a)}. \quad (6.1.32)$$

where $\Delta_{\text{tot}} = \sqrt{\Delta_{\text{stat}}^2 + \Delta_{\text{sys}}^2}$. The signal efficiency $\epsilon_S(m_a)$ (see Ref. [579] for its computation) does not go to zero below $p_{T_{\gamma_1}}^{\text{min}} + p_{T_{\gamma_2}}^{\text{min}}$ because the ALP can still pass the cuts recoiling against unvetoes jet activity in the diphoton cross section measurements. A lower limit on the invariant mass that can be measured, and thus on the testable m_a , is set by

$$m_{\gamma\gamma} > \Delta R_{\gamma\gamma}^{\text{iso}} \sqrt{p_{T_{\gamma_1}}^{\text{min}} p_{T_{\gamma_2}}^{\text{min}}} \quad (6.1.33)$$

where $p_{T_{\gamma_{1,2}}}^{\text{min}}$ are the minimal cuts on the photon transverse momenta, and $\Delta R_{\gamma\gamma}^{\text{iso}} = 0.4$ is the standard isolation requirement between the photons. A small mass range around the B_s mass is constrained by diphoton measurements at LHCb [597] as first derived in Ref. [580]. Projections for future stages of LHCb have also been derived in Ref. [580].

Here we discuss new LHC search strategies for the HL-LHC and the HE-LHC to improve the coverage in the f_a - m_a plane of KSVZ-like ALPs. The reaches of future experiments are summarised as dashed magenta lines named in Fig. 6.1.15, where we also display, for comparison, LHCb, the Belle II and FCC-ee projections.⁸

We show the reach of the HL-LHC from inclusive cross section measurements with the strategy outlined in the previous section, assuming the same diphoton trigger as in the 8 TeV run. Our signal cross section includes matching up to 2 jets and a K-factor accounting for NLO corrections computed with ggHiggs v3.5 [553–556] which includes full NNLO and approximate N³LO corrections plus threshold resummation at N³LL'. The error on the sensitivity is assumed to be dominated by the error on the measurements. In other words, we assume the MC uncertainties will be reduced below Δ_{tot} (note that, at the present moment, MC uncertainties on the low-mass bins are at the level of 40% using SHERPA [191, 603, 608]). An unexplored direction in diphoton resonance searches is to reduce the photon isolation requirements and pass the trigger making the resonance recoiling against a hard jet. In Fig. 6.1.15 we

⁸The Belle II and FCC-ee lines are obtained by rescaling of the present bounds from Babar and LEP with the future luminosities of these experiments: 100 times more Υ_{2S} s and Υ_{3S} s are assumed for Belle II and 10^{12} Z s for FCC-ee.

show the sensitivity at the HL-LHC and the HE-LHC of a search based on this idea. The signal events are required to pass the existing monojet trigger (the leading jet with $p_{T_{j_1}} > 500$ GeV and $|\eta_{j_1}| < 2.5$). As a consequence the two photons produced from the boosted ALP are collimated: $\Delta R_{\gamma\gamma} \simeq 2m_a/p_{T_{j_1}} \lesssim 0.2 \left(\frac{m_a}{50 \text{ GeV}}\right)$ where $p_{T_\gamma} \sim p_{T_{j_1}}/2$. To improve S/\sqrt{B} we then require $p_{T_{\gamma_{1,2}}} > 120$ GeV and $\Delta R_{\gamma\gamma} < 0.8$ and bin the events in invariant mass bins with a constant width of 10 GeV. Since two photons fall into one isolation cone, $\Delta R_{\gamma\gamma}^{\text{iso}} = 0.4$, standard photon isolation vetos the ALP signal. In order to access lower invariant masses, we modify the standard isolation requirement by simply subtracting the hardest photon (γ_1) in the isolation cone of every test photon, ($\gamma_{\text{test}} \neq \gamma_1$). We require⁹

$$E_T^{\text{iso}} - E_{T_{\gamma_1}} < 10 \text{ GeV} \quad \text{where} \quad E_T^{\text{iso}} \equiv \sum_{i \neq \gamma_{\text{test}}}^{\Delta R_{i,\gamma_{\text{test}}} < 0.4} E_{T_i}. \quad (6.1.34)$$

To validate our analysis we first checked that the standard isolation with $E_T^{\text{iso}} < 10$ GeV in Delphes can reproduce the photon fake rate from multijets and the real photon acceptance from the SM Higgs decay, given by Ref. [609]. We find that the isolation in Eq. (6.1.34) gives a similar fake rate and real photon acceptance to the standard ones while the photons from boosted ALP decay now pass the isolation. The modified isolation requirement allows us to go down to two-photon angular separation of $\Delta R \sim 0.1$.¹⁰ Below this value the two photon showers will start to overlap and the photon identification will have to be modified [611, 612]. A similar strategy was employed by ATLAS in $Z \rightarrow \gamma a(\gamma\gamma)$ search (see Ref. [613]).

To estimate the sensitivities in Fig. 6.1.15 we simulated the SM background from $2\gamma + nj$, matched for $n = 1, 2$, and from $j\gamma + j$ with a jet faking a photon both at 14 and 27 TeV. We expect the background from $j\gamma + j$ with two jets faking two photons to be subdominant. Finally, notice that the drop of sensitivity in the low mass range of our analysis is expected to ameliorate including the region of phase space with maximally asymmetric photon momenta $p_{T_{\gamma_2}} \ll p_{T_{\gamma_1}}$. Indeed $m_{\gamma\gamma}^{\text{min}} = \sqrt{(p_{T_{j_1}} - p_{T_{\gamma_2}})p_{T_{\gamma_2}}} \Delta R^{\text{iso}}$ after momentum conservation is imposed, so that minimising the momentum of the second photon becomes beneficial at low invariant masses (see Ref. [581]).

In conclusion, we showed how the sensitivity to KSVZ ALPs can be greatly improved at the HL-LHC and the HE-LHC. Both experiments have sensitivity that exceeds the one of FCC-ee. The type of searches discussed here will probe the parameter space of ‘‘heavy axion’’ models solving the strong CP-problem of the SM and probe SUSY scales, $g_* f_a$, as high as 100 TeV *independently* of any particular assumption on the structure of the SUSY spectrum, it will also probe well motivated scenarios of heavy Dark Matter freeze-in.

Our results have a broader application than the ones discussed here. For example, they can still be the strongest probe in ALP scenarios where the ALP also couples to fermions and the SM Higgs, such as in composite Higgs models [614, 615] where the couplings to photons and gluons are, in fact, generated by top loops. Last but not least, the invariant mass sensitivity can likely be further extended to lower masses by studying to what extent the two collimated photons themselves can trip the monophoton trigger [581], developing techniques to perform bump hunts with L1 triggers [616] and exploring the advantages of converted photons events in the inner tracker.

6.1.8 Search for light pseudoscalar with taus at HL-LH

Contributors: G. Cacciapaglia, G. Ferretti, T. Flacke, H. Serodio

The discovered Higgs boson may be accompanied by additional light (pseudo-)scalars in models

⁹ E_T^{iso} is usually calculated using calorimeter cells, while here we also include information of charged tracks. Objects with $E_{T_i} < 0.5$ GeV are not included in the sum [33].

¹⁰ As minimal angular resolution we take for reference the square towers in the Layer 2 region of ATLAS ECAL [610].

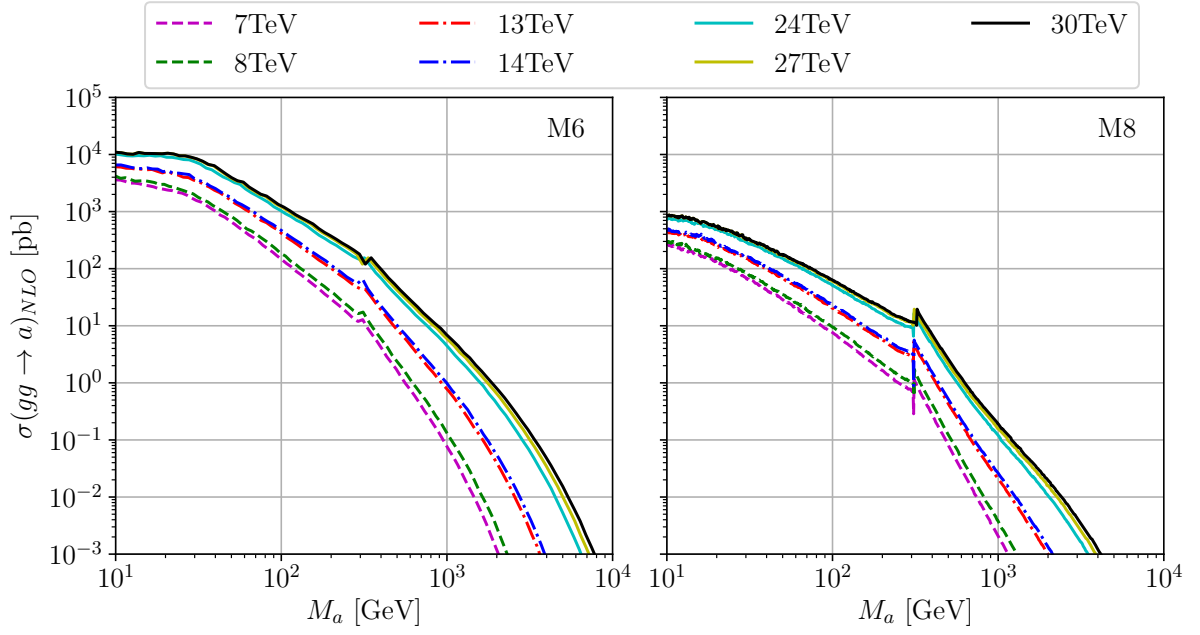


Fig. 6.1.16: Production cross section (dominated by gluon fusion) for the lightest pseudoscalar for the two benchmark models M6 (left) and M8 (right).

with an extended Higgs sector. We consider a pseudoscalar singlets ϕ , generically coupling as:

$$\mathcal{L} \supset - \sum_{\psi} \frac{iC_{\psi}^{\phi} m_{\psi} \phi}{f_{\phi}} \bar{\psi} \gamma^5 \psi + \frac{\phi}{16\pi^2 f_{\phi}} \left(K_G^{\phi} G\tilde{G} + K_W^{\phi} W\tilde{W} + K_B^{\phi} B\tilde{B} \right), \quad (6.1.35)$$

where f_{ϕ} is a “decay constant” and ψ labels the SM fermions. We focus on models of composite Higgs with partial compositeness described in terms of confining hyper-quarks [614]. A universal feature of all these models is the presence of two such pseudoscalars ($\phi = a, \eta'$), whose couplings in Eq. (6.1.35) can be computed from the underlying model. Additional couplings, including the higher dimensional couplings to the Higgs boson, not included in Eq. (6.1.35), are also determined by the underlying theory (see Ref. [617] for details). In Ref. [617] we narrowed down this class of models to a total of twelve, providing possible benchmarks in the search of new physics.

We present results for two of the twelve models [618, 619], denoted respectively M6 and M8 in Ref. [617], which are those being studied on the lattice [620, 621]. The masses of the pseudoscalars can be considered as free parameters, while their decay constants f_{ϕ} in Eq. (6.1.35) are related to the composite Higgs decay constant f , defined by $m_W = (g/2)f \sin \theta$, with $\theta \rightarrow \pi/2$ being the Technicolour limit [615, 617]. For small underlying hyper-quark masses, the lighter pseudoscalar a is nearly aligned with a spontaneously broken $U(1)$ symmetry and thus can be very light. Its total production cross-section is shown in Fig. 6.1.16 for fixed $f = 1$ TeV. The second pseudoscalar η' is related to an anomalous $U(1)$ (hence the name) and thus receives a larger mass from the strong dynamics.

We observe that the production cross-section of the pseudoscalars is rather large, in contrast to that of other light scalars arising in this class of models that only couple via EW interactions. Nevertheless, as their main decay channels suffer from large backgrounds, they are still fairly unconstrained in the low mass region, particularly between 14 and 65 GeV. In Ref. [615] we proposed a boosted search for the lighter pseudoscalar a in the (fully leptonic, opposite flavour) ditau channel between 10 and 100 GeV. Figure 6.1.17 shows the reach in the M_a/f plane for the two models above. A complementary proposed search in the diphoton channel has been discussed in the previous section, based on Ref. [579].

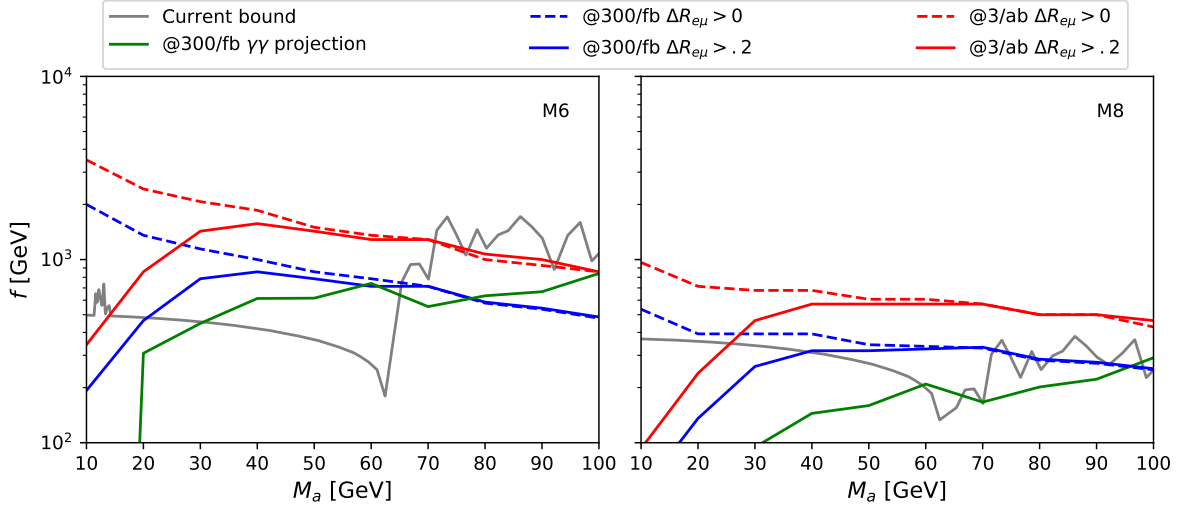


Fig. 6.1.17: Reach of the ditau search for the two models M6 (left) and M8 (right), compared to the existing bounds (gray lines). The existing bounds indicate the strongest exclusion amongst those arising from dimuon searches [622], diphoton searches [605, 607], and BSM decay width of the Higgs [527]. (The bounds from Ref. [294], that can be obtained adapting the analysis of Ref. [623] to these models, may also turn out to be competitive.) We have also indicated the current bounds obtained by adapting the results in Ref. [579] for diphotons (green). The projected reach is computed at 14 TeV using the HL-LHC detector simulation, for a luminosity of 300 fb^{-1} (blue) and 3 ab^{-1} (red), and two distinct cuts on $\Delta R_{\mu e}$.

A crucial discriminating variable in such search, particularly for the low mass region, is the angular separation $\Delta R_{e\mu}$ between the electron and the muon. We present the reach estimated from a cut-and-count simulation with the conservative choice $\Delta R_{e\mu} > 0.2$ included or removed. In the plot we have not taken into account the systematic error in the background, but it is important to remark that, in order to take full advantage of the HL-LHC run, it should be kept below 2%. The additional cuts, discussed in Ref. [615], are: $p_{T\mu} > 50 \text{ GeV}$, $p_{Te} > 10 \text{ GeV}$, $\Delta R_{\mu j} > 0.5$, $\Delta R_{ej} > 0.5$, $p_{Tj} > 200 \text{ GeV}$, $\Delta R_{\mu e} < 1$, $m_{\mu e} < 100 \text{ GeV}$. Note that we also impose an upper bound on $\Delta R_{\mu e}$ to reduce the (mostly flat) $t\bar{t}$ background.

The heavier pseudoscalar η' , not being a true Goldstone boson, could have a mass in the multi TeV range. Nevertheless, it may give observable signals at the LHC because it decays into final states such as $\gamma\gamma$, $Z\gamma$, ZZ , WW , $t\bar{t}$ and Zh (the last one via top loops). In Fig. 6.1.18 we present the lower bounds on f for the two models, in the $(M_a, M_{\eta'})$ mass plane. The white region corresponds to masses incompatible with the models [617]. The vertical band with a strong bound for $M_a \sim 215 \text{ GeV}$ corresponds to Zh searches, which were not included in Ref. [617].

Figure 6.1.18 takes into account the relevant searches performed with the 2016 data of about 36 fb^{-1} of integrated luminosity at 13 TeV. Similar analyses can of course be performed for the remaining models, but the two presented in this work are amongst the least constrained by current data.

In conclusion, the HL and HE phases of the LHC present us with newer possibilities to search for BSM physics. The models discussed here provide concrete examples where new physics could arise both in the high and low mass regime, benefiting from both improvements.

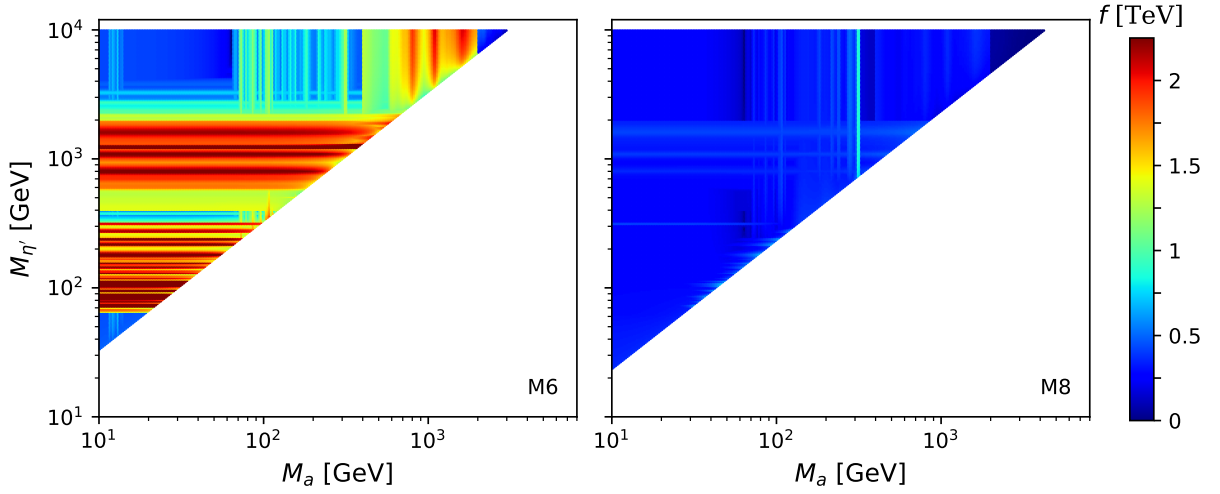


Fig. 6.1.18: Lower bound the Higgs decay constant f for the two benchmark models M6 (left) and M8 (right) in the presence of both pseudoscalars a and η' .

	$Y_\chi = 1/3$	$Y_\chi = 2/3$
$\frac{\mathcal{B}(\Phi \rightarrow g\gamma)}{\mathcal{B}(\Phi \rightarrow gg)}$	0.048	0.019

Table 6.1.4: Values of ratios of BRs in di-bosons for the pseudoscalar octet for a mass of 1 TeV. The mass fixes the dependence due to the running of the strong gauge coupling, $\alpha_s(1\text{TeV}) = 0.0881$ is used for this evaluation.

6.1.9 Colour octet scalar into gluons and photons at HL-LHC

Contributors: G. Cacciapaglia, A. Deandrea, A.M. Iyer

We consider a colour octet scalar Φ which is present in various extensions of the SM, and in particular in composite models for the EW sector, where such a state can be a composite object made of fundamental fermions. The colour octet Φ can be produced by single and pair production at the LHC by QCD processes. Due to its nature and quantum numbers, in composite models, it can couple strongly to top quarks and give rise, at one loop in the fundamental theory, to a coupling to gluons and photons via a top loop. In particular it also gives rise to an effective vertex with a photon and a gluon which is highly suppressed in SM processes, giving rise to a distinctive mode for its search at the LHC. We therefore consider the decay mode $\Phi \rightarrow \gamma g$, thereby making it an exclusive signature for such a state. The effective Lagrangian for this interaction can be written as:

$$\mathcal{L} = a_1 f_{abc} G_{\mu\nu}^a G^{b\mu\nu} \Phi^c + a_2 f_{abc} f_{ade} \Phi^b \Phi^d G_{\mu\nu}^c G_{\mu\nu}^e + c G_{\mu\nu}^a \Phi^a F^{\mu\nu}, \quad (6.1.36)$$

where a_i are proportional to the strong coupling constant α_s and are model independent, while c depends on the model under consideration. The colour octet can decay into $t\bar{t}$, gg , $g\gamma$, or gZ . We are interested in the gg and the $g\gamma$ final state. For scenarios considered in Ref. [617], where the colour octet arises as a bound state of colour-triplet fermions χ with hyper-charge 1/3 or 2/3, the branching fractions amongst the bosonic final states are fixed and given in Table 6.1.4.

We consider a single benchmark for the mass of the coloured scalar Φ : $m_\Phi = 1000$ GeV. There are existing searches for the pair production of the scalar in the multi jet channel. For the branching fractions outlined in Table 6.1.4 we compare the sensitivity for the multi jet final state corresponding to the existing searches with the following two final states corresponding to the signal: one single photon

Cut flow	4 jets	3 jets+1 photon
Efficiency (signal)	0.0067	0.0016
Efficiency (corresponding background)	0.001	0.00035
Background cross section(fb)	6800×10^3	18×10^3

Table 6.1.5: Pair production efficiencies for signal and background. The background cross-section is estimated by requiring the scalar sum of the parton $p_T > 1100$ GeV.

and three gluons; and two photons and two gluons. The parton level events are simulated at 14 TeV c.o.m. energy using MADGRAPH [67] and showering is done by PYTHIA8 [50]. We use DELPHES 3 [33] for the detector simulation. The jets are reconstructed using FASTJET [67] with the standard AK4 reconstruction algorithm with $R = 0.4$ and $p_T = 60$ GeV. The strategy for the multi-jet final state in this contribution is similar to the analysis in CMS searching in the multi-jet channel for pair produced scalars [624]:

- The jets are reconstructed using the anti-kt algorithm with $R = 0.4$ and $p_T = 60$ GeV. Minimum of 4 jets are required for each event
- Each jet is required to have a p_T of 80 GeV.
- In order to select the two best di-jet systems compatible with the signal, the four leading jets ordered in p_T are combined to create three unique combinations of di-jet pairs per event. Out of the three combinations, the di-jet configuration with the smallest $\Delta R_{dijet} = \sum_{i=1,2} |\Delta R_i - 0.8|$ is chosen where ΔR^i is the distance in the $\eta - \phi$ plane between the two jets in the i^{th} di-jet pair.
- Asymmetry parameter: Once a configurations is selected, two asymmetry parameters are constructed:

$$M_{asymm} = \frac{|m_{jj1} - m_{jj2}|}{m_{jj1} + m_{jj2}} \quad \Delta\eta_{asymm} = |\eta_{jj1} - \eta_{jj2}| \quad (6.1.37)$$

where m_{jjk} and η_{jjk} is the dijet mass and pseudorapidity combination of the k^{th} di-jet pair. Both these quantities are set < 0.1

For the 3 jets and 1 photon final state there is no existing search undertaken thus far. Thus we adapt a similar criteria described above. Table 6.1.5 gives the signal and the corresponding background efficiencies for the two topologies. To facilitate the collider comparison between the gg and the $g\gamma$ decay for the colour octet scalar we define the following ratio:

$$\delta = \frac{S_{ggg\gamma} / \sqrt{B_{jjj\gamma}}}{S_{gggg} / \sqrt{B_{jjjj}}}, \quad (6.1.38)$$

which is computed for the two hypercharge assignments in Table 6.1.4. The results are given in Table 6.1.6

The ratio in Eq. (6.1.38) eliminates the dependence on the production cross section and facilitates a transparent comparison of different decay modes. This ratio is particularly useful for single production of coloured scalars, which is model dependent. Given the large backgrounds in Table 6.1.5, the signal with the cuts used is not significant. This requires a more detailed analysis. We now discuss the more optimistic 2 gluons and 2 photons final state.

In the case of 2 jets + 2 photons, the final state is characterised by two photons and two jets, there are four combinatorial possibilities for the invariant mass reconstruction. Let the isolated photons be denoted as $\gamma_{1,2}$ and the jets as $j_{1,2}$. It is to be noted that the gluon jet and the photon from a given

	$Y_\chi = 1/3$	$Y_\chi = 2/3$
δ	0.42	1.66

Table 6.1.6: Comparison of the signal significances ratio δ (defined in Eq. (6.1.38)) between the $gg\gamma\gamma$ and $gggg$ channels.

	$Y_\chi = 1/3$	$Y_\chi = 2/3$
δ	1.38	20.78

Table 6.1.7: Comparison of signal significances ratio δ (defined in Eq. (6.1.38)) between the $gg\gamma\gamma$ and $gggg$ channels.

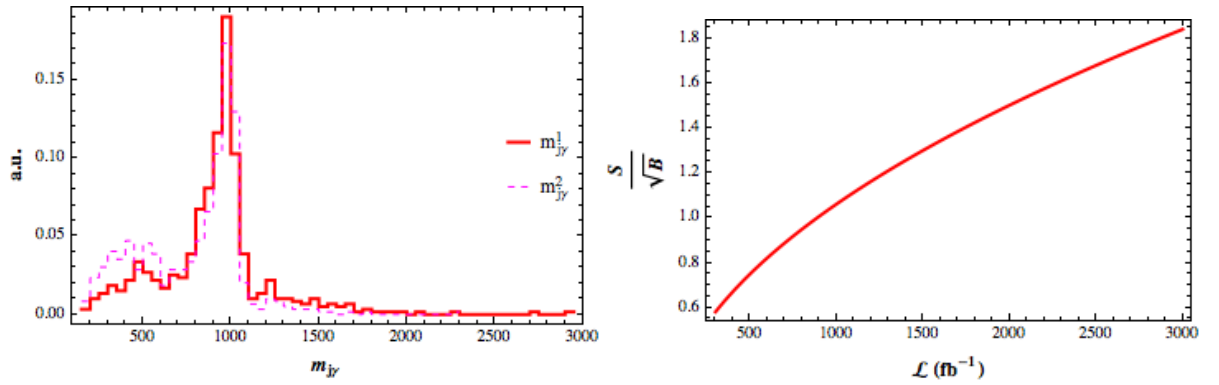


Fig. 6.1.19: Left: distribution of the two reconstructed invariant masses $m_{j\gamma}$ using the criterion in Eq. (6.1.39). Right: corresponding significance for the signal at 14 TeV c.o.m. energy up to 3 ab^{-1} .

coloured scalar are fairly collimated. Thus in order to identify the correct pair of final states we take the hardest photon γ_1 and compute, $\Delta R_{\gamma_1 j_1}$ and $\Delta R_{\gamma_1 j_2}$ and extract the following:

$$\Delta R_{min} = \min(\Delta R_{\gamma_1 j_1}, \Delta R_{\gamma_1 j_2}). \quad (6.1.39)$$

The presence of two photons limits the QCD fake rate. We further impose a hard cut of 180 GeV on the transverse momentum of each photon. Table 6.1.7 shows the comparison of signal significance between the $gg\gamma\gamma$ and $gggg$ channels, implying that they are both similar even for the pessimistic case of smaller branching fraction corresponding to $Y_\chi = 1/3$. The left plot of Fig. 6.1.19 shows the reconstructed invariant mass distribution and the right plot gives the signal significance as a function of luminosity for the optimistic case of $Y_\chi = 2/3$. With a high luminosity run one can reach a sensitivity of close to $\sim 2.0\sigma$. This can be further improved further by using information of signal kinematics and invariant mass cuts.

We have performed a simplified preliminary study of the potential for the study of pair of a colour octet scalar decaying to gluon and photon at the LHC. This opens two additional possibilities for their searches (pair production) corresponding to the $ggg\gamma$ and $gg\gamma\gamma$ final state. This not only serves as an unambiguous signature for colour octets but are also relatively cleaner than the conventional multi jet searches. We demonstrate that for the $gg\gamma\gamma$ channel, we can get a preliminary hint of the existence of the colour octet state at HL-LHC thereby strongly motivating the HE option of the LHC.

6.2 Spin 1 resonances

This section is devoted to the study of the prospects for vector resonances. These are neutral Z' and charged W' , which are among the most standard benchmarks usually considered in studying the potential of future colliders, as well as RS gluons and other resonances arising from 2HDMs models.

6.2.1 Precision predictions for new dilepton and $t\bar{t}$ resonances at HL- and HE-LHC

Contributors: M. Altakach, J. Fiaschi, T. Ježo, M. Klasen, I. Schienbein

We present higher order predictions for spin-1 resonance searches in two classes of observables, top-quark-pair production and dilepton production. In the former case, we use the PBZp code [625] which includes the NLO QCD corrections to the EW production of top-antitop pairs in the presence of a new neutral gauge boson implemented in the parton shower Monte Carlo program POWHEG [626–628]. The dilepton cross sections are calculated using the NLO+NLL code Resummino [629] which matches a soft-gluon resummation at NLL accuracy to a fixed order NLO calculation.

We consider four models: the Un-Unified (UU) [630, 631] and the Non-Universal (NU) [632, 633] models, a leptophilic topcolour model (TC) (model IV in Ref. [634]), and the SSM [635]. The UU and NU models belong to the general class of $G(221) = SU(2)_1 \times SU(2)_2 \times U(1)_X$ gauge theories with an extra $SU(2)$ gauge symmetry. In the UU model the quarks and leptons belong to different representations of the two $SU(2)$ gauge factors whereas in the NU model the first two generations transform differently than the third generation. Both models take two input parameters, the mixing angle of the first stage symmetry breaking $t = \tan \phi = g_2/g_1$ and the mass of the heavy resonance $M_{Z'}$ (or $M_{W'}$). Exclusion limits on the parameters space for the $G(221)$ models have been derived in Ref. [636] by performing a global analysis of low-energy precision data. Improved limits for the W' and Z' masses were found in Ref. [629] using LHC data at $\sqrt{s} = 7$ and 8 TeV. The TC model has three free parameters in addition to the resonance mass $M_{Z'}$: the width $\Gamma_{Z'}$, the relative strength (f_1) of the Z' coupling to right-handed up-type quarks w.r.t. left-hand up-type quarks, and similarly the relative strength (f_2) of the Z' coupling to right- and left-hand down-type quarks. Finally, in the SSM the only free parameters are the masses $M_{W'}$ and $M_{Z'}$.

We have chosen benchmark points such that the width $\Gamma_{Z'}$ in all models is the same as in the SSM. We have calculated the width in the SSM ($\Gamma_{Z'}^{\text{SSM}}$) at leading order using PYTHIA6 [68] with a running electro-magnetic coupling, $\alpha(M_{Z'})$, such that $\Gamma_{Z'}^{\text{SSM}}/M_{Z'}$ slightly increases from 3.48% at $M_{Z'} = 1$ TeV to 3.61% at $M_{Z'} = 10$ TeV. This is achieved by setting the parameter $t = 1$ in the UU and NU models. As a consequence, the W' couplings to the SM fermions are the same in the SSM and NU cases, whereas the Z' couplings are different. For the TC model we set $f_1 = 1$ and $f_2 = 0$ which maximises the fraction of Z' bosons decaying into $t\bar{t}$ pairs. For the parton distribution functions (PDFs), in the $t\bar{t}$ case, we use a NLO PDF4LHC set for Monte Carlo studies (ISET = 90000 in LHAPDF6) and the renormalisation and factorisation scales μ_R and μ_F are identified with the squared invariant mass of the system. On the other hand, in the dilepton case, we use a NLO CT14 (ISET = 13100 in LHAPDF6) and the renormalisation and factorisation scales μ_R and μ_F are identified with the invariant mass of the system.

In Fig. 6.2.1, we show the total cross section for the EW production of $t\bar{t}$ pairs ($q\bar{q} \rightarrow Z' \rightarrow t\bar{t}[+g]$) in picobarn at a c.o.m. energy $\sqrt{s} = 14$ TeV (left) and 27 TeV (right). The results are given for LO (only for SSM) and NLO cross sections together with the NLO/LO K-factors (bottom) for the SSM, UU, NU, and TC in dependence of the Z' mass. No cut on the invariant mass of the $t\bar{t}$ pair has been applied.

In Fig. 6.2.2 we show the W' production cross sections at a c.o.m. energy $\sqrt{s} = 14$ TeV at NLO and NLO+NLL in the SSM as a function of the heavy gauge boson mass (top left). The ratios of the total cross sections at LHC14 at NLO and NLO+NLL over the LO cross section as a function of the W' mass is also presented (bottom left). Similarly, in the right side of Fig. 6.2.2 we show the same for a c.o.m. energy $\sqrt{s} = 27$ TeV. Interference terms between W and W' gauge bosons are included. The

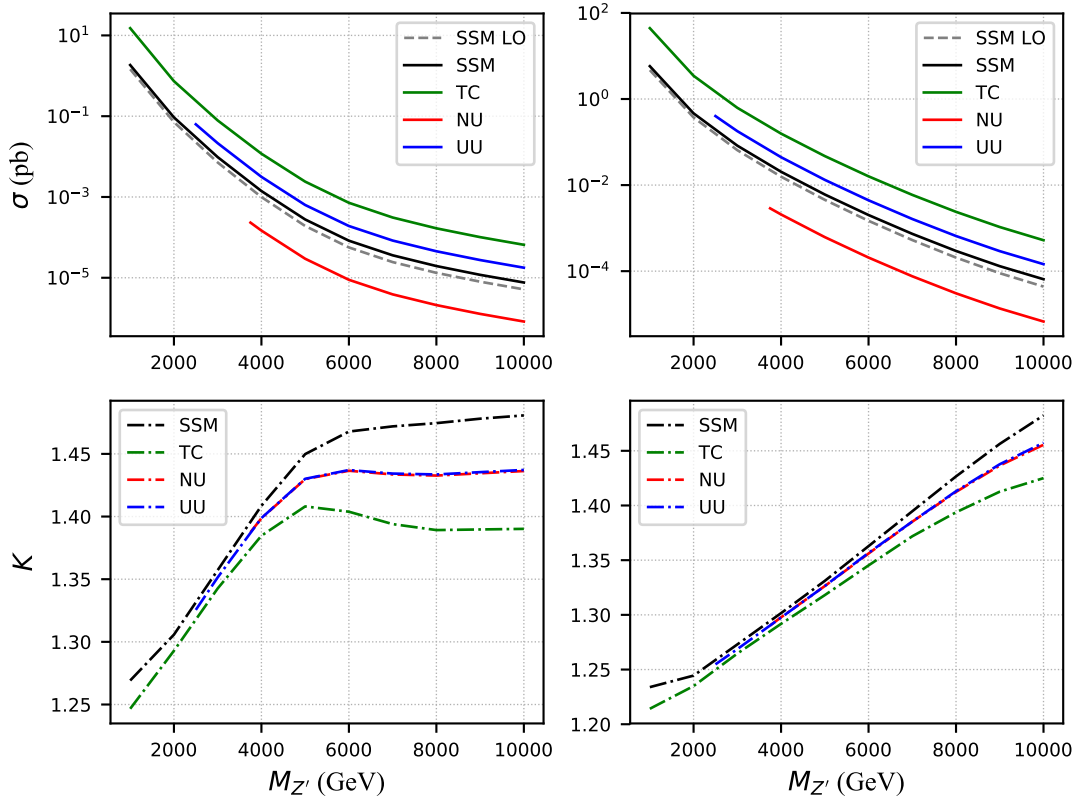


Fig. 6.2.1: Left: LO and NLO total cross section predictions in picobarns for $q\bar{q} \rightarrow Z' \rightarrow t\bar{t}[+g]$ (top) and the NLO/LO K-factors (bottom) at a c.o.m. energy $\sqrt{s} = 14$ TeV. Right: same as the left for a c.o.m. energy $\sqrt{s} = 27$ TeV.

invariant mass of the lepton pair is restricted to $m_{ll} > 3M_{W'}/4$. Increasing the mass the threshold effects become more and more important leading to almost 16% (6%) increase of the cross section at $M_{W'} = 8$ TeV for $\sqrt{s} = 14$ (27) TeV.

6.2.2 Searching for a RS gluon resonance in $t\bar{t}$ at the HL- and HE-LHC

Contributors: M. Narain, K. Pedro, S. Sagir, E. Usai, W. Zhang, CMS

Many models of new physics predict heavy resonances with enhanced couplings to the third generation of the SM [462, 637–643]. Thus, the study of the top quark can give important insight into the validity of such models. This analysis from CMS [644] presents projections for a heavy resonance, in particular a Randall–Sundrum Kaluza–Klein gluon (RSG) [462], decaying into a $t\bar{t}$ pair using the upgraded CMS Phase-2 detector design at HL-LHC, with a c.o.m. energy of 14 TeV. We also present projections for $t\bar{t}$ resonances at a c.o.m. energy of 27 TeV, accessible by the HE-LHC. Two distinct final states with either a single lepton or no leptons are considered. The topology where the hadronic decay products of the top quark are fully merged into a single jet is studied. For top quarks with a large boost (transverse momentum, p_T , greater than 400 GeV), an identification algorithm based on the soft-drop [494] jet grooming algorithm is used in combination with N -subjettiness [498] and subjet b-tagging algorithms to identify the decay of the top quark with no leptons. No lepton isolation is imposed because leptons are not expected to be well separated from other objects in final states.

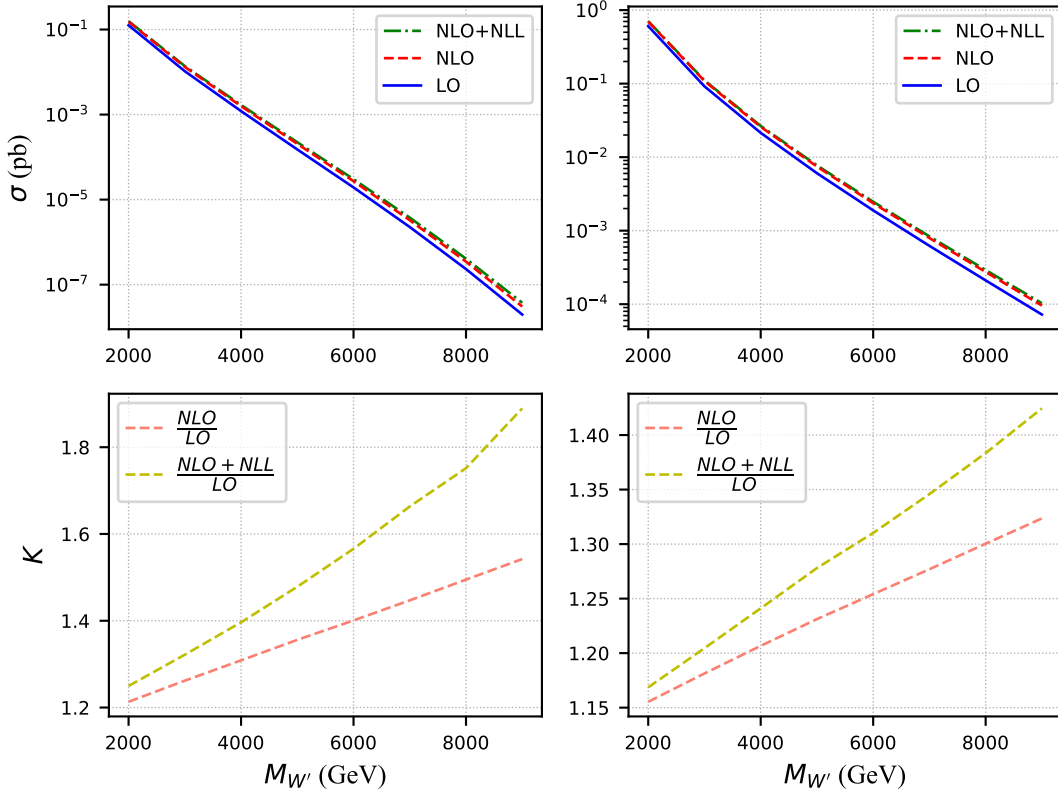


Fig. 6.2.2: Left: LO, NLO, and NLO+NLL total cross section predictions in picobarn for $q\bar{q} \rightarrow W|W' \rightarrow e\nu$ (top). The NLO/LO and the NLO+NLL/LO K-factors at a c.o.m. energy $\sqrt{s} = 14$ TeV (bottom). Right: same as the left for a c.o.m. energy $\sqrt{s} = 27$ TeV.

The RSG signal processes are generated using PYTHIA 8.212 [68] at leading order (LO), assuming a decay width of 17%, and a RS parameter k value of $0.01 \times m_{\text{Planck}}$. The POWHEG 2.0 [627, 628, 645, 646] event generator is used to generate $t\bar{t}$ and single top quark events in the t -channel and tW channel to NLO accuracy. The single top quark events in the s -channel, Z +jets, and W +jets are simulated using MADGRAPH5_aMC@NLO 2.2.2 [67]. The PYTHIA event generator is used to simulate the QCD multijet and WW events at NLO. Parton showering, hadronisation, and the underlying event are simulated with PYTHIA, using the NNPDF 3.0 parton distribution functions (PDFs) and the Khachatryan:2015pea [647, 648] tune for all Monte Carlo processes, except for the $t\bar{t}$ sample, which is produced with the CUETP8M2T4 [649] tune. The CMS Phase-2 detector simulation and the reconstruction of physics-level objects are simulated with the Delphes software package [33]. The same signal and background processes are also considered for the HE-LHC projections in both final states at $\sqrt{s} = 27$ TeV, assuming the same number of pileup interactions as the HL-LHC. The reconstruction of physics-level objects for the HE-LHC is simulated with the Delphes software package with the CMS Phase-2 detector design.

The particle flow (PF) algorithm [650] is used together with the pileup per particle identification (PUPPI) [400] method to reconstruct the final state objects such as electrons, muons, jets, and missing transverse momentum ($\mathbf{p}_T^{\text{miss}}$). In both final states, large-radius anti- k_T jets with a distance parameter of 0.8 (AK8) are used. The AK8 jets are required to have $p_T > 400$ GeV, $|\eta| < 4$, soft-drop mass between 105 and 220 GeV, and N-subjettiness ratio $\tau_3/\tau_2 < 0.65$. AK8 jets passing these requirements are

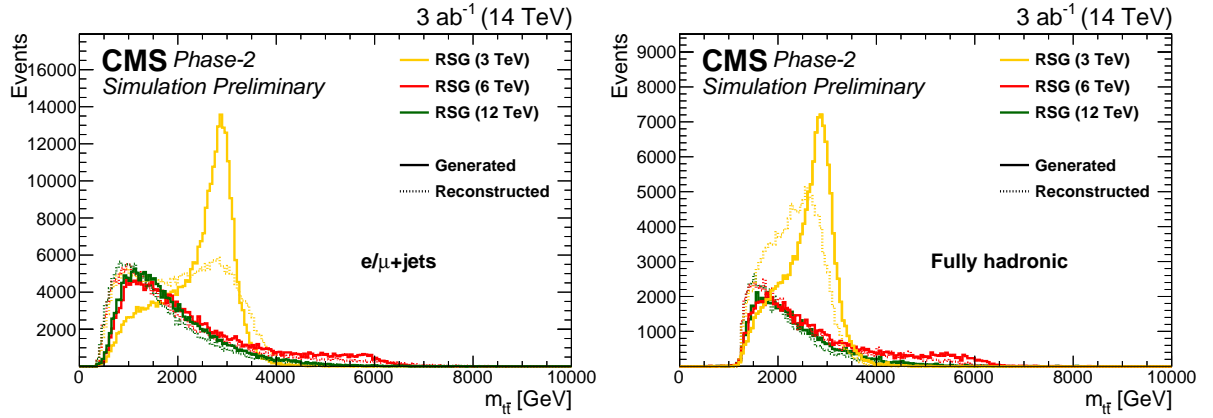


Fig. 6.2.3: Generated and reconstructed RSG mass distributions for the single-lepton (left) and fully hadronic (right) final states. The distributions are shown after full event selection in each final state. The signals are scaled to 1 pb.

referred to as t -tagged jets. In the single-lepton final state, the AK8 jets are selected if they are isolated from lepton by $\Delta R(\text{lepton, AK8 jet}) > 0.8$ and events with more than one such AK8 jets are vetoed to be orthogonal to the fully hadronic final state. In the fully hadronic final state, the sum of the p_T of the two AK8 jets, H_T , is additionally required to be > 1.2 TeV and the angle between the two AK8 jets, $\Delta\phi$, is required to be > 2.1 . We require single-lepton events to have exactly one electron with $p_T > 80$ GeV and $|\eta| < 3$ or one muon with $p_T > 55$ GeV and $|\eta| < 3$. In order to limit the background contribution from QCD multijet events, we require $\mathbf{p}_T^{\text{miss}} > 120$ (50) GeV in the electron (muon) channel, where $\mathbf{p}_T^{\text{miss}}$ is the magnitude of the missing transverse momentum defined as the the negative of the vector p_T sum of all reconstructed PF candidates.

Additionally, the single-muon events are required to have $H_T^{\text{lep}} > 150$ GeV, where $H_T^{\text{lep}} = \mathbf{p}_T^{\text{miss}} + p_T^{\text{lep}}$. The single-lepton events are further required to have at least two AK4 jets with $p_T > 30$ GeV and $|\eta| < 4$. The leading and subleading jets are required to have a p_T greater than 185 (150) and 50 (50) GeV, respectively, in the electron (muon) channel. Because no isolation requirement is imposed on leptons, we require that the AK4 jet that is closest to the lepton is either separated by $\Delta R > 0.4$, or the magnitude of the lepton momentum that is transverse to the jet axis is greater than 25 GeV.

We use the Theta package [651] to derive the expected cross section limits at 95% C.L. on the production of a RSG decaying to $t\bar{t}$. The limits are computed using the asymptotic CLs approach. A binned likelihood fit on the distributions of reconstructed $t\bar{t}$ mass ($m_{t\bar{t}}$), shown in Fig. 6.2.3, is performed in both single-lepton and fully hadronic final states. To improve the sensitivity, the events are categorised based the number of subjet b tags (0, 1, or 2) and the rapidity difference ($|\Delta y(\text{jet}_1, \text{jet}_2)| < 1$ or > 1) in the fully hadronic final state. Similarly, in the single-lepton final state, the categorisation is performed using the number of t -tagged jets (0 or 1) and the flavour of the lepton (e, μ). Example $m_{t\bar{t}}$ distributions of background and signal samples are shown in Fig. 6.2.4. Systematic uncertainties, following the recommendations in Ref. [401], are included in the fit as nuisance parameters with log-normal prior for both HL-LHC and HE-LHC. The results are limited by the statistical uncertainties in the background estimates. These uncertainties are scaled down by the projected integrated luminosity and are treated using the Barlow–Beeston light method [652, 653].

The expected limits at 95% C.L. and discovery reaches at 3 and 5σ for the combined single-lepton and fully hadronic final states are shown in Fig. 6.2.5. The RSG with masses up to 6.6 (10.7) TeV are excluded at 95% C.L. for a projected integrated luminosity of 3 (15) ab^{-1} at the HL-LHC (HE-LHC). This extends the current Run-2 limits of 4.5 TeV based on 36fb^{-1} [654]. The discovery reach for an

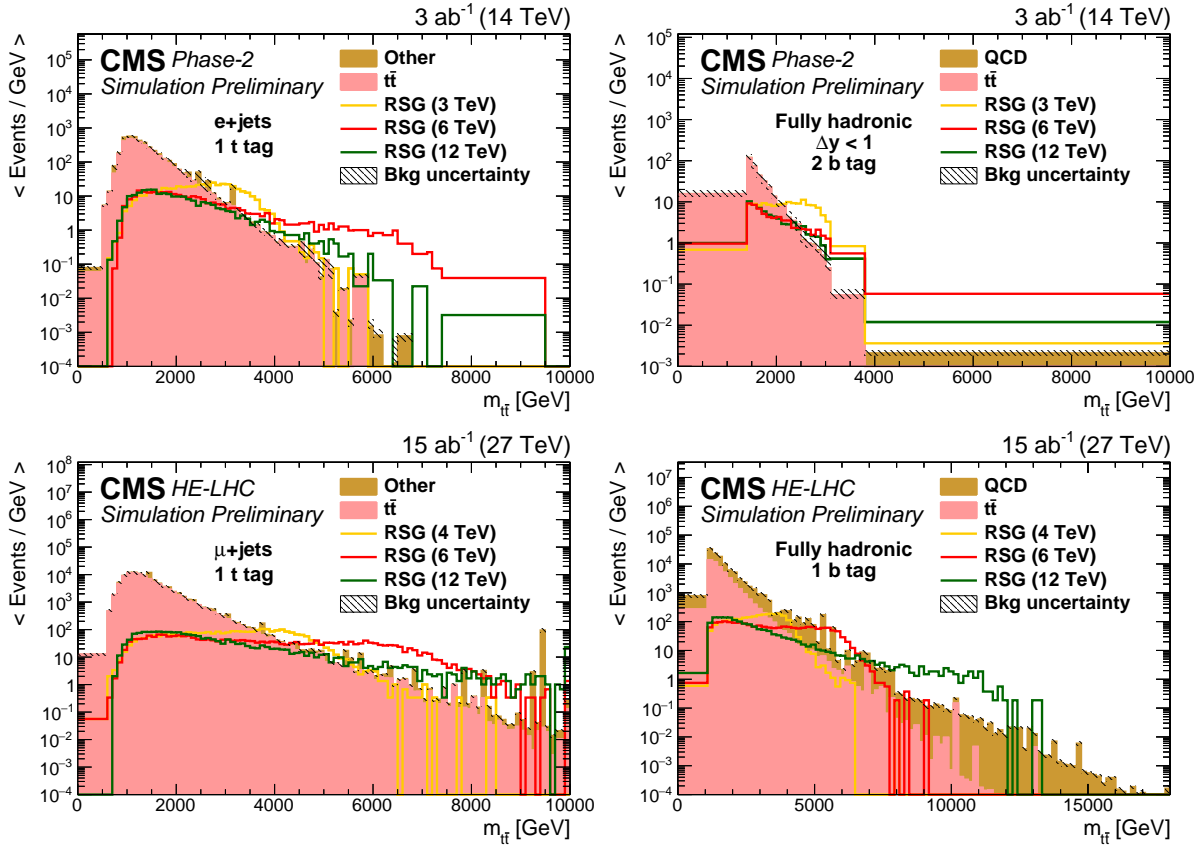


Fig. 6.2.4: Distributions of $m_{t\bar{t}}$ in events with single-electron and one t -tagged jet (top left) or zero lepton, $\Delta y < 1$ and two b tags (top right) for 3 ab^{-1} at 14 TeV. Distributions of $m_{t\bar{t}}$ in events with a single-muon and one t -tagged jet (bottom left) or zero lepton and one b -tag (bottom right) for 15 ab^{-1} at 27 TeV.

RSG is computed to be 5.7 (9.4) TeV at 5σ at the HL-LHC (HE-LHC).

6.2.3 $Z' \rightarrow t\bar{t}$ searches at HL-LHC

Contributors: A. Duncan, ATLAS

HL-LHC prospects for Z' bosons in the $t\bar{t}$ final state were presented in Ref. [655] based on the event selection and systematic uncertainties from the Run 1 analysis with 20.3 fb^{-1} collected at $\sqrt{s} = 8 \text{ TeV}$ in Ref. [656]. These results have been updated [657] using a more recent parameterisation of the b -tagging efficiencies and misidentification rates as shown in Ref. [349] and are summarised below.

The analysis looks for a narrow width Z' boson in a final state in which one of the W bosons from the top quark decays to two jets and the other decays to a lepton (electron or muon) and a neutrino ($t\bar{t} \rightarrow WbWb \rightarrow l\nu bqq'b$). Events are required to contain exactly one lepton, several jets and at least a moderate amount of missing transverse momentum must be present. Events are separated into boosted and resolved channels with most of the signal events falling in the former category. In the resolved channel the decay products of the hadronic top-quark decay are reconstructed as three separate jets and in total events must contain at least four jets. In the boosted channel, the hadronic top-quark decay products are highly boosted and end up in one broad large-radius jet. Events are selected if at least one large-radius jet and one jet (from the other top-quark decay) is present. Subsequently $m_{t\bar{t}}$ is reconstructed based on the

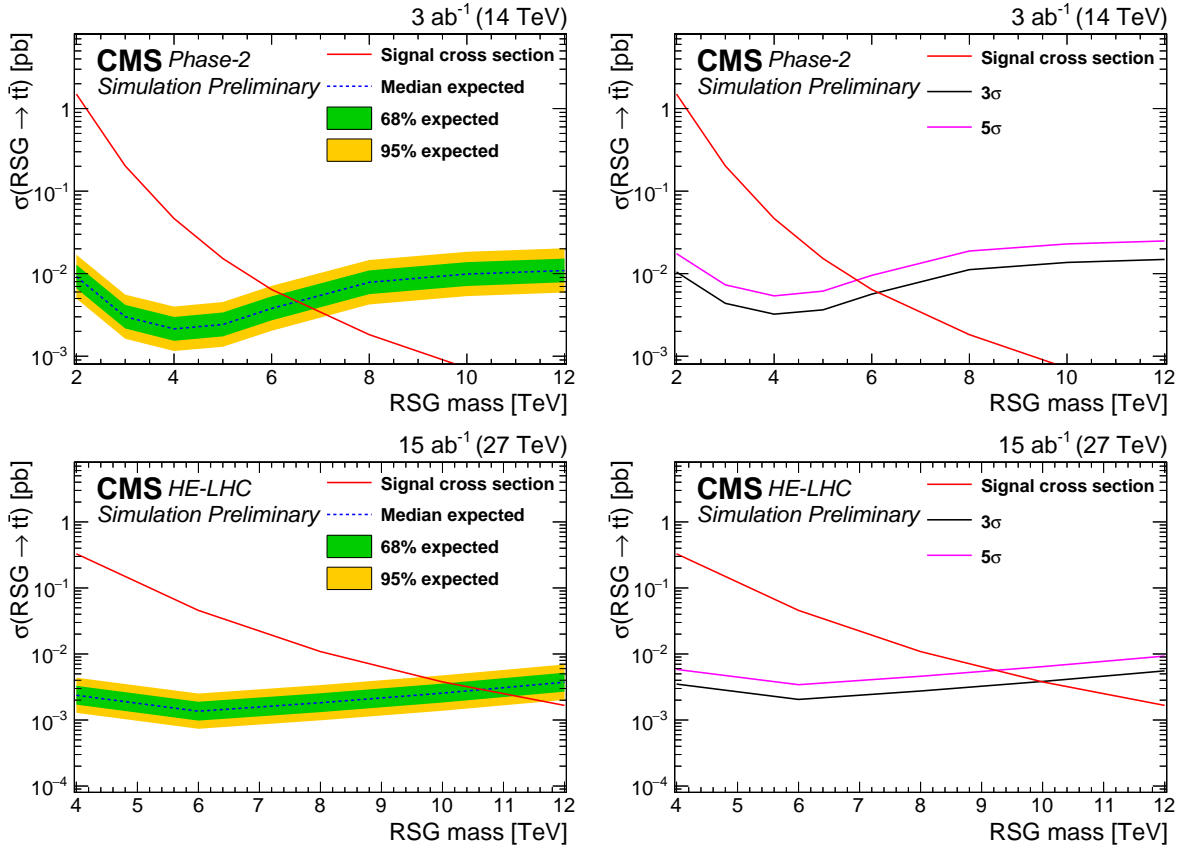


Fig. 6.2.5: 95% C.L. expected upper limits (left) and 3σ and 5σ discovery reaches (right) for a RSG decaying to $t\bar{t}$ at 3 ab^{-1} at 14 TeV (top) and 15 ab^{-1} at 27 TeV (bottom) for the combined single-lepton and fully hadronic final states.

reconstruction of the W bosons and b -jets in the event. Using $m_{t\bar{t}}$ as discriminant, upper limits are set on the signal cross section times BR as a function of the Z' boson mass. Using as benchmark a Topcolour-assisted Technicolour $Z'_{\text{TC}2}$ boson with a narrow width of 1.2%, $Z'_{\text{TC}2}$ bosons can be excluded up to masses of $\simeq 4$ TeV with 3 ab^{-1} of pp collisions as shown in Fig. 6.2.6. This mass limit is conservative due to the use of systematic uncertainties from the Run 1 analysis [656]. These uncertainties are already smaller in the Run 2 analysis [658] and will be further reduced at the time of the HL-LHC. In particular the systematic uncertainty in the boosted channel is now reduced due to the significant improvements of the performance of boosted jets in Run 2 (in particular using more tracking information to look for sub-jets within the large-radius jets). This gain in performance also improves the signal over background ratio. In addition, the usage of the top-tagger algorithm will help to further reject background.

6.2.4 High mass dilepton ($e\bar{e}$, $\mu\bar{\mu}$, $\tau\bar{\tau}$) searches at the HE-LHC

Contributors: C. Helsens, D. Jamin, M. Selvaggi

Models with extended gauge groups often feature additional $U(1)$ symmetries with corresponding heavy spin-1 bosons. These bosons, generally referred to as Z' , would manifest themselves as a narrow resonance in the dilepton invariant mass spectrum. Among these models are those inspired by Grand Unified Theories, motivated by gauge unification, or a restoration of the left-right symmetry violated by the weak interaction. Examples include the Z' bosons of the E_6 motivated theories [659–661] and Minimal models [662]. The SSM [661] posits a Z'_{SSM} boson with couplings to fermions that are identical to those of the SM Z boson.

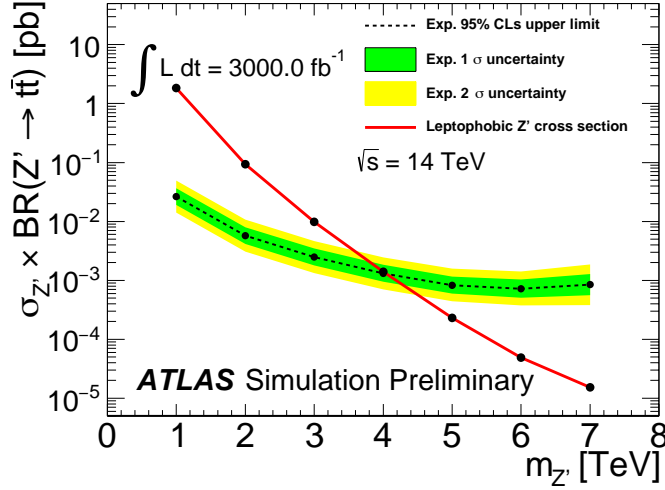


Fig. 6.2.6: Expected upper limits set on the cross section \times BR of the Topcolour Z' boson for masses 1-7 TeV, with 3 ab^{-1} of simulated 14 TeV pp collisions compared to the theoretical signal cross section.

The decay products of heavy resonances are in the multi-TeV regime and the capability to reconstruct their momentum imposes stringent requirement on the detector design. In particular, reconstructing the track curvature of multi-TeV muons requires excellent position resolution and a large lever arm. In this section, the expected sensitivity is presented for a $Z' \rightarrow \ell\ell$ (where $\ell = e, \mu$) and $Z' \rightarrow \tau\tau$ separately.

Monte Carlo simulated event samples were used to simulate the response of the future detector to signal and backgrounds. Signals are generated with PYTHIA 8.230 [68] using the leading order cross-section from the generator. All lepton flavour decays of the Z'_{SSM} are generated assuming universality of the couplings. The Drell-Yan background has been generated using MADGRAPH5_aMC@NLO 2.5.2 [67] at leading order only. A conservative overall k-factor of 2 has been applied to all the background processes to account for possibly large higher order QCD corrections.

For the $\ell\ell$ final-states events are required to contain two isolated leptons with $p_T > 500 \text{ GeV}$ and $|\eta| < 4$. For the $\tau\tau$ final state we focus solely on the fully hadronic decay mode which is expected to drive the sensitivity. The $\tau\tau$ event selection requires the presence of two reconstructed jets with $p_T > 500 \text{ GeV}$ and $|\eta| < 2.5$ identified as hadronic τ 's. To ensure orthogonality between the ℓ and τ final states, jets overlapping with isolated leptons are vetoed. Additional mass dependent selection criteria on the azimuthal angle between the two reconstructed τ 's are applied to further improve the QCD background rejection (see Table 6.2.1).

The left and central panels of Figure 6.2.7 show the invariant mass distribution for a 6 TeV Z'_{SSM} in the ee and $\mu\mu$ channels. The mass resolution is better for the ee channel, as expected. The right panel of Figure 6.2.7 shows the transverse mass¹¹ of a 6 TeV signal for the $\tau\tau$ channel. Because of the presence of neutrinos in τ decays, the true resonance mass cannot be reconstructed. Several arbitrary choices are possible to approximate the Z' mass. The transverse mass provided the best sensitivity and was therefore used to set limits and determine the discovery reach in $\tau\tau$ decay mode.

Hypothesis testing is performed using a modified frequentist method based on a profile likelihood that takes into account the systematic uncertainties as nuisance parameters that are fitted to the expected background predicted from Monte Carlo. For the ee and $\mu\mu$ analyses, the dilepton invariant mass is used as the discriminant, while for the $\tau\tau$ channel the transverse mass is used. A 50% uncertainty on the

¹¹The transverse mass is defined as $m_T = \sqrt{2p_T^{Z'} * E_T^{\text{miss}} * (1 - \cos \Delta\phi(Z', E_T^{\text{miss}}))}$.

Z' mass [TeV]	$\Delta\phi(\tau_1, \tau_2)$	$\Delta R(\tau_1, \tau_2)$	E_T^{miss}
2	> 2.4	> 2.4 and < 3.9	> 80 GeV
4	> 2.4	> 2.7 and < 4.4	> 80 GeV
6	> 2.4	> 2.9 and < 4.4	> 80 GeV
8	> 2.6	> 2.9 and < 4.6	> 80 GeV
10	> 2.8	> 2.9 and < 4.1	> 60 GeV
12	> 2.8	> 3.0 and < 3.6	> 60 GeV
14	> 3.0	> 3.0 and < 3.3	> 60 GeV

Table 6.2.1: List of mass dependent cuts optimised to maximise the sensitivity for the $Z' \rightarrow \tau\tau$ search.

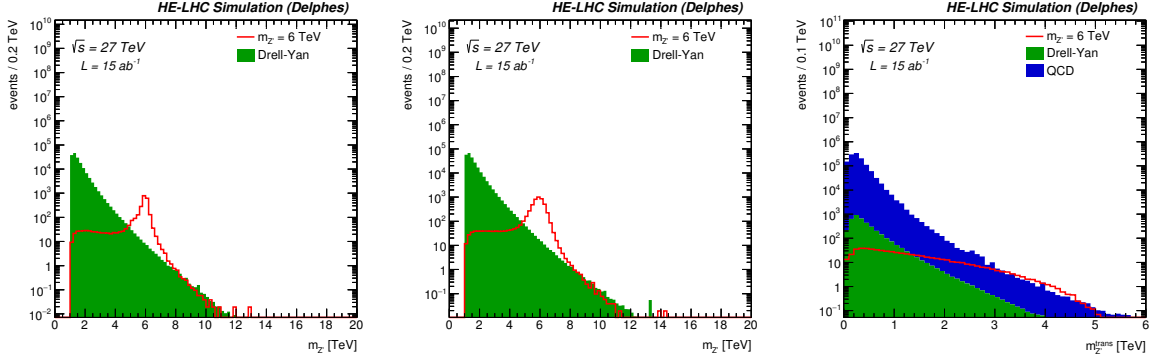


Fig. 6.2.7: Left, centre: Invariant mass for a 6 TeV signal after full event selection for ee channel (left) and $\mu\mu$ channel (centre). Right: Transverse mass for a 6 TeV signal after full event selection for the $\tau\tau$ channel.

background normalisation is assumed.

The 95% C.L. exclusion limit obtained using 15 ab^{-1} of data for the combination of the ee and $\mu\mu$ channels is shown in Figure 6.2.8 (left) for a list of 6 different Z' models. A detailed discussion on model discrimination at HE-LHC following the observation of an excess at the HL-LHC can be found in Section 6.2.8. We simply note here that it is possible to exclude a Z' with $m_{Z'} \lesssim 10 - 13$ TeV (depending on the model) at $\sqrt{s} = 27$ TeV with 15 ab^{-1} . Figure 6.2.8 (right) shows the integrated luminosity required to reach a 5σ discovery for a Z'_{SSM} decaying leptonically as a function of the mass of the heavy resonance. Despite a worse di-lepton invariant mass resolution for the $\mu\mu$ final state, the $Z' \rightarrow ee$ and $Z' \rightarrow \mu\mu$ channel display very similar performances, due to the low background rates and a higher muon reconstruction efficiency. Acceptance for electron could have been recovered by optimising the isolation criteria, but was not done in this study. With the full dataset 15 ab^{-1} , a Z'_{SSM} up to $m_{Z'} \approx 13$ TeV can be discovered. Figure 6.2.9 shows the exclusion limits for 15 ab^{-1} of data (left) and the required integrated luminosity versus mass to reach a 5σ discovery (right) for the $\tau\tau$ resonances. We find that a Z'_{SSM} with $m_{Z'} \approx 6.5$ TeV can be discovered or excluded. As expected, the $Z' \rightarrow \tau\tau$ final-state yields to a worse discovery potential compared to the ll final states because of the presence of a much larger background contribution as well as the absence of narrow mass peak.

6.2.5 Prospects for $Z' \rightarrow e^+e^-, \mu^+\mu^-$ searches at the HL- and HE-LHC

Contributors: M. Bugge, D. Hayden, S. Kubota, G. Lee, J-P Ochoa, J-C Rivera Vergara, M. Wielers, ATLAS

The sensitivity to narrow Z' bosons decaying into the e^+e^- or $\mu^+\mu^-$ final state is studied for pp collisions at several c.o.m. energies: $\sqrt{s} = 13, 14,$ and 15 TeV with 3 ab^{-1} , as well as $\sqrt{s} = 27$ TeV with 15 ab^{-1} . Results are based on studies documented in Ref. [657]. The latter is only studied in the e^+e^- channel since the work presented here is based on the latest layout of the upgraded ATLAS detector

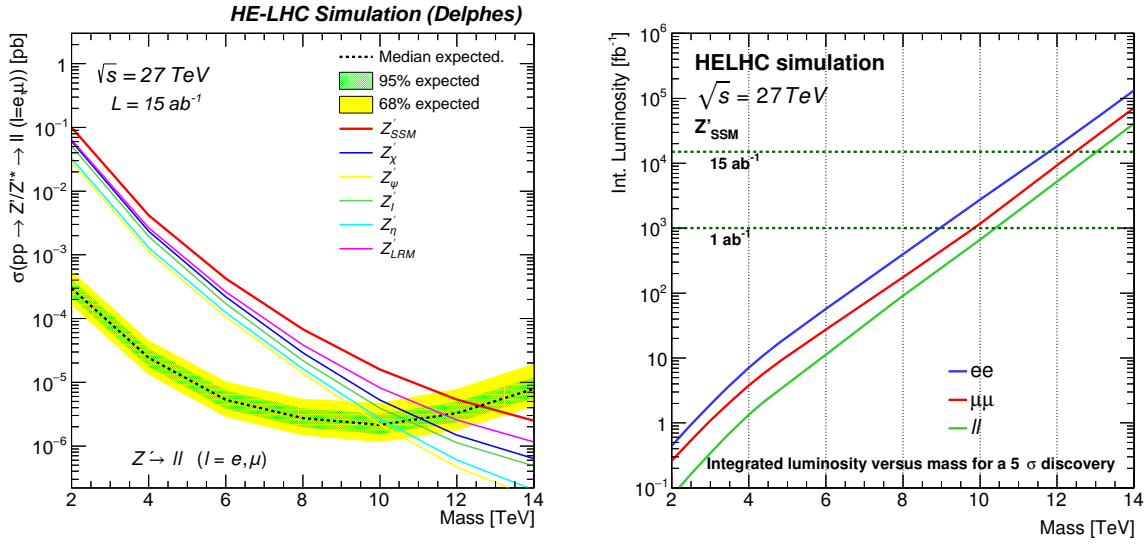


Fig. 6.2.8: Exclusion limit versus mass for the dilepton ($ee, \mu\mu$) channel (left) and luminosity for a 5σ discovery (right) comparing $ee, \mu\mu$ and combined channels.

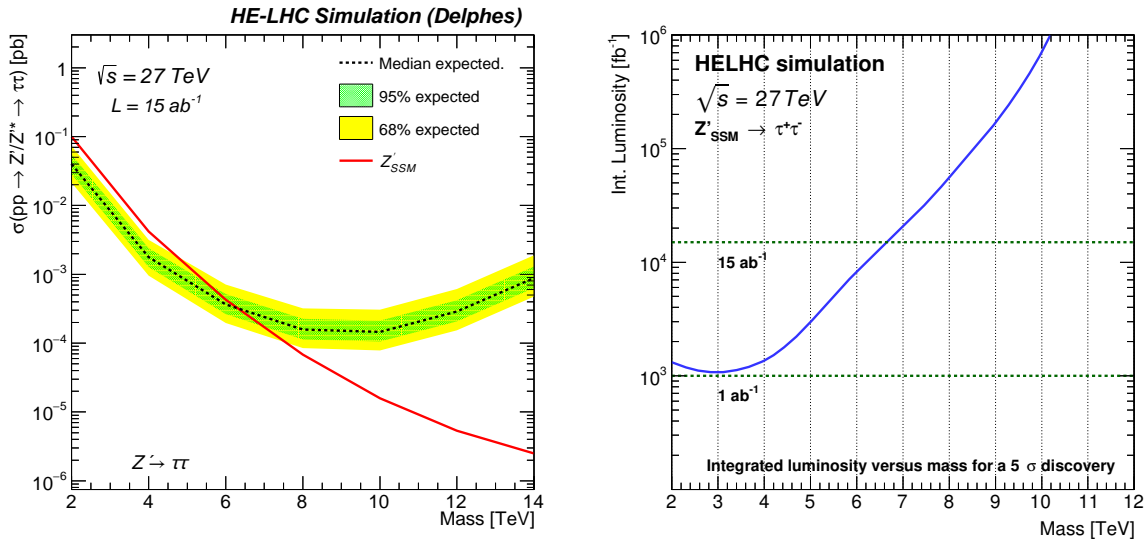


Fig. 6.2.9: Exclusion Limit versus mass for the ditau channel (left) and luminosity for a 5σ discovery (right).

for the HL-LHC which is not optimised for extremely high muon momentum measurements. The study supersedes that from Ref. [663] since it uses the latest detector layout and higher pileup conditions. In addition, it was found that the signal cross-sections used in the previous analysis were too high.

The projection study relies on MC simulation for the signal based on PYTHIA8 [50], the NNPDF23LO PDF set [664], and the A14 set of tuned parameters [665] for the parton shower, hadronisation, and the underlying event. The dominant Drell-Yan background source is generated with POWHEG-BOX [628, 646] and the CTEQ6L1 PDF set [52] interfaced with PYTHIA8 for the parton shower, hadronisation and the underlying event using the AZNLO set of tuned parameters [666]. Generated samples also include off-shell production.

The event selection proceeds in a way similar to the analysis of the 13 TeV data with 36.1 fb^{-1} [432]. Events must pass either the single-electron trigger requirements with $p_T > 22 \text{ GeV}$

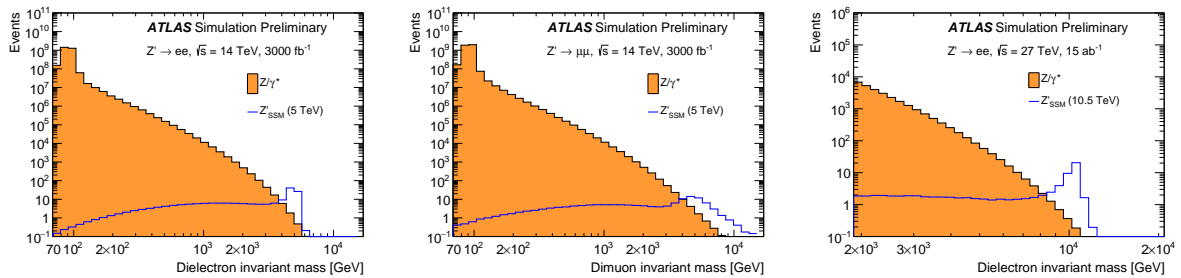


Fig. 6.2.10: Invariant mass distributions for events satisfying all selection criteria in the dielectron and dimuon channels at $\sqrt{s} = 14$ TeV and in the dielectron channel at $\sqrt{s} = 27$ TeV. Distributions of the Drell-Yan background and SSM Z' signal with a mass of 5.0 (10.5) TeV are shown for $\sqrt{s} = 14$ (27) TeV.

and $|\eta| < 2.5$ or the single-muon trigger requirements with $p_T > 20$ GeV and $|\eta| < 2.65$. Triggered events are further required to contain exactly two electrons with $p_T > 25$ GeV and $|\eta| < 2.47$ (excluding the barrel-endcap calorimeter transition region $1.37 < |\eta| < 1.52$) or two muons with $p_T > 25$ GeV and $|\eta| < 2.65$. The electrons and muons have to satisfy the *tight* and *high- p_T* identification requirements, respectively. Invariant mass distributions of the reconstructed dielectron and dimuon candidates are shown in Fig. 6.2.10 for the Z'_{SSM} signal and the dominant Drell-Yan background. Background from diboson (WW , WZ , ZZ) and top-quark production is not considered as their contribution to the overall SM background is negligible for dilepton invariant masses ($m_{\ell\ell}$) exceeding 2 TeV. This background is more pronounced at lower masses and was found to amount to around 10% (20%) of the total background for an invariant mass of 1 TeV (300 GeV), see Ref. [432]. In the dielectron channel, additional background arises from W +jets and multijet events in which at most one real electron is produced and one or more jets satisfy the electron selection criteria. While this background is negligible in the dimuon channel, it amounts to approximately 15% of the total background for $m_{\ell\ell} > 1$ TeV [432] in the dielectron channel. This source of background is neglected in the analysis below but accounted for in the systematic uncertainties. The differences in the shape of the reconstructed Z' mass distributions in the dielectron and dimuon channels arise from differences in momentum resolution for electron and muon reconstruction. The differences in the shape of the dielectron mass distributions at $\sqrt{s} = 14$ TeV and 27 TeV arise from differences in the rapidity distributions.

The experimental and theoretical uncertainties assumed in this analysis are estimated from the Run 2 results [432] but scaled down to account for the increased statistical precision available at the HL-LHC following the recommendations in Ref. [7]. Only the largest sources of uncertainties are considered. As the uncertainties vary with $m_{\ell\ell}$, the uncertainties are expressed relative to the value of $m_{\ell\ell}$ given in TeV.

The experimental systematic uncertainties due to the reconstruction, identification, and isolation of electrons are negligible while those for muons add up to approximately $2.5\% \times m_{\ell\ell}$ [TeV]. Systematic uncertainties due to the energy resolution and scale are set to $1.5\% \times m_{\ell\ell}$ [TeV]. The uncertainties due to the resolution and reconstruction of the leptons are added in quadrature to the dominant sources of theoretical uncertainty due to the PDFs. The uncertainties due to the choice of PDF set are taken to be $2.5\% \times m_{\ell\ell}$ [TeV] and the uncertainties in the parameters of the nominal PDF set are assumed to be $5\% \times m_{\ell\ell}$ [TeV]. Overall these uncertainties add up to $6.5\% \times m_{\ell\ell}$ [TeV]. As the search looks for an excess in the high $m_{\ell\ell}$ tail, the sensitivity is primarily limited by the statistical uncertainties.

The statistical analysis relies on the Bayesian approach [667] used in Ref. [432]. The same statistical model implementation is used in the following for both the calculation of the exclusion limits and the discovery reach, the latter being based on a profile likelihood ratio test assuming an asymptotic test statistic distribution. In the absence of a signal, 95% C.L. upper limits are placed on the production cross section of a Z' boson times its branching fraction $\sigma \times \mathcal{B}$ to a single lepton generation, assuming

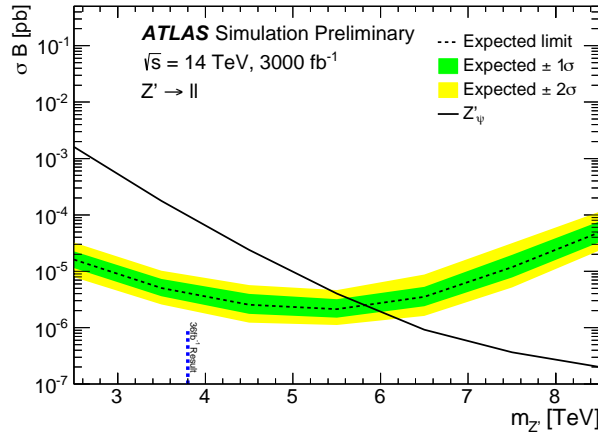


Fig. 6.2.11: Expected (dashed black line) upper limit on cross-section times branching fraction $\sigma \times \mathcal{B}$ as a function of the Z' boson mass in the combined dielectron and dimuon channels for $\sqrt{s} = 14$ TeV collisions and an integrated luminosity value of 3 ab^{-1} . The 1σ (green) and 2σ (yellow) expected limit bands are also shown. The predicted $\sigma \times \mathcal{B}$ for Z'_ψ production is shown as a black line. These limits are based on a NNLO cross-section calculation including off-shell production ($pp \rightarrow Z'/Z'^* \rightarrow \ell\ell$). The blue marker shows the current limit obtained with the Run 2 analysis based on 36 fb^{-1} of data.

lepton universality. These limits are extracted using Z' templates binned in $m_{\ell\ell}$ for a series of Z' masses in the range between 2.5 TeV and 11.5 TeV. The interpretation of results is performed in the context of the SSM and the $E_6 \psi$ model. Exclusion limits are shown in Fig. 6.2.11 assuming the $E_6 \psi$ model as a benchmark. These limits, as well as the ones presented below, are based on a NNLO cross-section calculation including off-shell production.

Lower mass limits and the discovery reach for the different models and \sqrt{s} values at the HL-LHC are summarised in Table 6.2.2. The projected exclusion limits extend the current Z'_{SSM} (Z'_ψ) lower mass limit of 4.5 (3.8) TeV obtained using 36.1 fb^{-1} of data taken at $\sqrt{s} = 13$ TeV to 6.5 (5.8) TeV for $\sqrt{s} = 14$ TeV. Higher limits are obtained in the dielectron channel due to the superior energy resolution of the calorimeter as compared with the momentum resolution for muons in the muon spectrometer. Assuming similar detector performance at the LHC and HL-LHC, a corresponding lower mass limit of 5.4 (4.8) TeV are expected with 300 fb^{-1} at the end of Run 3. The 95% C.L. limits and discovery reach are close due to the absence of background at very high $m_{\ell\ell}$. Compared to the results presented in Ref. [349] the discovery reach reported here is higher due to a change in how the reach is calculated. The analysis described here is based on the shape of the signal and background $m_{\ell\ell}$ distributions while the 5σ significance was calculated in a mass range between $m(Z')/2$ to infinity in Ref. [349].

The discovery reach and lower exclusion limits at 95% C.L. in mass are also calculated for a detector at the HE-LHC in the dielectron channel. This is done assuming the same physics performance as for the ATLAS detector at the HL-LHC. The exclusion limits and the discovery reach are summarised in Table 6.2.3.

At the HE-LHC, Z'_{SSM} and Z'_ψ bosons can be discovered up to 12.8 TeV and 11.2 TeV, respectively, thus increasing their discovery reach by 6.5 TeV compared to the HL-LHC, *i.e.* an increase in the discovery potential by a factor of two. In case Z' bosons are not discovered yet, the HE-LHC will be able to further rule out Z'_{SSM} and Z'_ψ bosons up to 12.8 TeV and 11.4 TeV, respectively.

Decay	$\sqrt{s} = 13$ TeV		$\sqrt{s} = 14$ TeV		$\sqrt{s} = 15$ TeV	
	Exclusion	Discovery	Exclusion	Discovery	Exclusion	Discovery
$Z'_{\text{SSM}} \rightarrow ee$	6.0 TeV	5.9 TeV	6.4 TeV	6.3 TeV	6.7 TeV	6.6 TeV
$Z'_{\text{SSM}} \rightarrow \mu\mu$	5.5 TeV	5.4 TeV	5.8 TeV	5.7 TeV	6.0 TeV	5.9 TeV
$Z'_{\text{SSM}} \rightarrow \ell\ell$	6.1 TeV	6.1 TeV	6.5 TeV	6.4 TeV	6.7 TeV	6.7 TeV
$Z'_{\psi} \rightarrow ee$	5.3 TeV	5.3 TeV	5.7 TeV	5.6 TeV	6.1 TeV	6.0 TeV
$Z'_{\psi} \rightarrow \mu\mu$	4.9 TeV	4.6 TeV	5.2 TeV	5.0 TeV	5.5 TeV	5.2 TeV
$Z'_{\psi} \rightarrow \ell\ell$	5.4 TeV	5.4 TeV	5.8 TeV	5.7 TeV	6.1 TeV	6.1 TeV

Table 6.2.2: Expected 95% C.L. lower limit on the Z' mass in TeV in the dielectron and dimuon channels and their combination for two benchmark Z' models for different centre of mass energies assuming 3 ab^{-1} of data to be taken at the HL-LHC. In addition, the discovery reach for finding such new heavy particles is shown.

Decay	Exclusion [TeV]	Discovery [TeV]
$Z'_{\text{SSM}} \rightarrow ee$	12.8	12.8
$Z'_{\psi} \rightarrow ee$	11.4	11.2

Table 6.2.3: Lower limits at 95% C.L. and discovery reach on the Z'_{SSM} and Z'_{ψ} boson mass in the dielectron channel assuming 15 ab^{-1} of pp data to be taken at the HE-LHC with $\sqrt{s} = 27$ TeV.

6.2.6 $W' \rightarrow e\nu, \mu\nu$ or $tb, t \rightarrow bl\nu$ searches at HL-LHC

Contributors: M. Bugge, J. Donini, D. Hayden, G. Lee, K. Lin, M. Marjanovic, L. Vaslin, M. Wielers, ATLAS

Resonances decaying into a lepton and missing transverse momentum

The sensitivity to W' resonances decaying into an electron or a muon and a neutrino is studied for $\sqrt{s} = 14$ TeV pp collisions at the HL-LHC [657]. Such resonances would manifest themselves as an excess of events above the SM background at high transverse mass m_{T} . The SM background mainly arises from processes with at least one prompt final-state electron or muon, with the largest source being off-shell charged-current Drell-Yan (DY), leading to a final state with an electron or a muon and a neutrino. Other non-negligible contributions are from top-quark pair and single-top-quark production, neutral-current DY process, diboson production, and from events in which one final-state jet or photon satisfies the lepton selection criteria. This last component of the background, referred to in the following as the multijet background, receives contributions from multijet, heavy-flavour quarks and $\gamma + \text{jet}$ production; it is one of the smallest backgrounds in this analysis. It is evaluated in a data-driven way in the Run 2 analysis and cannot be yet reliably estimated from MC samples and is therefore not considered here. It was found to be negligible in the muon channel at $m_{\text{T}} > 3$ TeV in the Run 2 analysis based on 79.8 fb^{-1} of pp collisions [668]. In the electron channel, the contribution constitutes around 10% of the total background at $m_{\text{T}} \approx 3$ TeV and mainly arises from jets misidentified as electrons.

The projection study relies on MC simulation with the SSM W' signal generated using PYTHIA8 in the same setup as for the SSM Z' signal described in Section 6.2.5. This also includes off-shell production. The charged and neutral Drell-Yan background is also generated in the same way. Background from $t\bar{t}$ events is produced with POWHEG-BOX and the NNPDFL30NNLO PDF set interfaced with PYTHIA6 using the A14 tune. Diboson events are generated with SHERPA [191] and the CT10 PDF set [669].

The event selection proceeds similarly to the Run 2 analysis described in Ref. [668]. Events are required to satisfy the single-electron or single-muon triggers. The single electron trigger selects events containing at least one electron with $p_{\text{T}} > 22$ GeV and $|\eta| < 2.5$, while the single muon trigger requires a muon with $p_{\text{T}} > 20$ GeV and $|\eta| < 2.65$. Events are required to contain exactly one lepton which

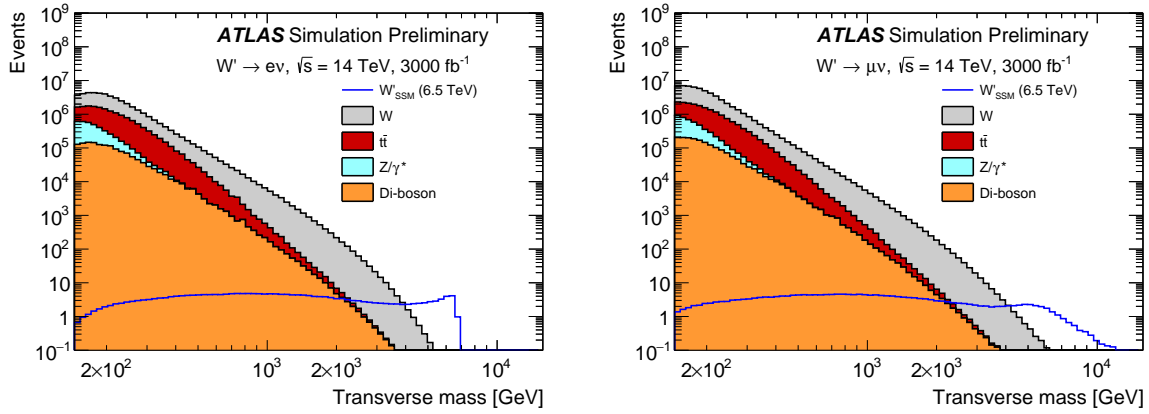


Fig. 6.2.12: Transverse mass distributions for events satisfying all selection criteria in the electron and muon channels of the $W' \rightarrow \ell\nu$ search. The different background contributions are shown as a stacked sum and the expected signal distributions for a W' boson with a mass of 6.5 TeV is shown. The bin width is constant in $\log m_T$.

can be either an electron or a muon. Muons must have $p_T > 55$ GeV and $|\eta| < 2.65$ as well as satisfy the *high- p_T* identification criteria [7]. Electrons must have $p_T > 55$ GeV and $|\eta| < 1.37$ or $1.52 < |\eta| < 2.47$, as well as satisfy the *tight* identification criteria. These p_T thresholds are the same as in the Run 2 analysis and are motivated by the triggers which select events containing leptons with loose identification criteria and without isolation requirements. Though not applied in this analysis, such events will be needed for the data-driven background subtraction methods, as employed in Run 2, to work. The p_T thresholds for these “looser” triggers are not yet available and therefore in the following it is assumed that the thresholds will be similar to those used in Run 2. The magnitude of the missing transverse momentum (E_T^{miss}) must exceed 55 GeV (65 GeV) in the electron (muon) channel. Events in both channels are vetoed if they contain additional leptons satisfying loosened selection criteria, namely electrons with $p_T > 20$ GeV satisfying the *medium* identification criteria or muons with $p_T > 20$ GeV passing the *loose* muon selection.

The total acceptance times efficiency in the electron (muon) channel decreases from a value of $\sim 85\%$ (70%) at a W' mass of 1 TeV to $\sim 65\%$ (60%) for masses between 5 and 9 TeV. The resulting m_T distributions are shown in Fig. 6.2.12 for both the expected background and the W' signal with a mass of 6.5 TeV.

Systematic uncertainties arise from both experimental and theoretical sources. Since the uncertainties from the Run 2 analysis are found to increase as a function of m_T these are parameterised as a percentage of the m_T value expressed in units of TeV. The uncertainties are then scaled down to account for the increased statistical power at the HL-LHC according to recommendations in Ref. [7]. The experimental systematic uncertainties due to the reconstruction, identification, and isolation of muons result in a value of $2.5\% \times m_T$ [TeV], while these uncertainties are negligible for electrons. Systematic uncertainties due to the energy resolution and scale are set to $2.5\% \times m_T$ [TeV]. The main systematic uncertainties in the E_T^{miss} calculation and on the jet energy scale are found to be negligible in Run 2 and are therefore not considered in this analysis. Theoretical uncertainties are related to the production cross sections estimated from MC simulation. The effects when propagated to the total background estimate are significant for charged and neutral current DY, and to some extent for top-quark production, but are negligible for diboson production. No theoretical uncertainties are considered for the W' boson signal in the statistical analysis. The largest uncertainties arise from the PDF uncertainty in the DY background. The uncertainties due to the choice of PDF set are taken to be $5\% \times m_{\ell\ell}$ [TeV] and the uncertainties in the parameters of the nominal PDF set are assumed to be $2.5\% \times m_{\ell\ell}$ [TeV]. The uncertainty in the multijet

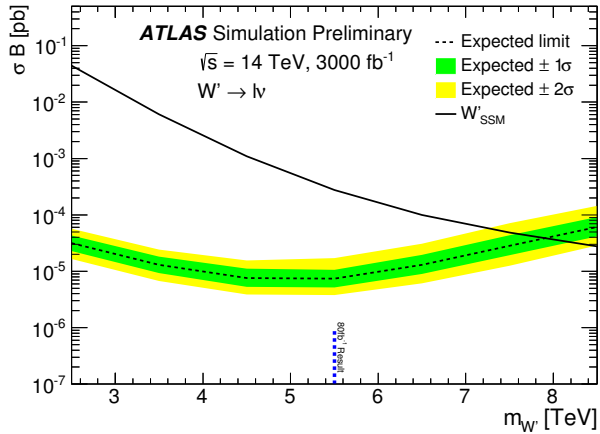


Fig. 6.2.13: Expected (dashed black line) upper limit on cross section times branching fraction ($\sigma \times \mathcal{B}$) as a function of the W' boson mass in the electron, muon, and combined electron and muon channels of the $W' \rightarrow \ell\nu$ search assuming 3 ab^{-1} of data. The 1σ (green) and 2σ (yellow) expected limit bands are also shown. The predicted $\sigma \times \mathcal{B}$ for W' production in the SSM is shown as a black line. These limits are based on a NNLO cross-section calculation including off-shell production ($pp \rightarrow W'/W'^* \rightarrow \ell\nu$). The blue marker shows the current limits obtained with the latest Run 2 analysis based on 79.8 fb^{-1} of data.

background in the electron channel is assumed to be $2.5\% \times m_T$ [TeV]. Overall these uncertainties in the background event yield add up to $\sim 7\% \times m_T$ [TeV]. As the search looks for an excess in the high m_T tail, the sensitivity is primarily limited by the statistical uncertainties.

The statistical analysis relies on a Bayesian approach to set cross section times branching fraction upper limits and a profile likelihood approach to derive the discovery reach as for the $Z' \rightarrow \ell\ell$ search described above. The branching fraction corresponds to that for decays into a single lepton generation, assumed to be universal in the combination of the two channels. The 95% C.L. upper limit on $\sigma \times \mathcal{B}$ as a function of W' mass is shown in Fig. 6.2.13 for an integrated luminosity of 3 ab^{-1} after combination of the electron and muon channels. The upper limits on $\sigma \times \mathcal{B}$ for W' bosons start to weaken above a pole mass of $\sim 5 \text{ TeV}$, which is mainly caused by the combined effect of a rapidly falling signal cross section towards the kinematic limit and the increasing proportion of the signal being produced off-shell in the low- m_T tail of the signal distribution. The W' bosons in the SSM can be excluded up to masses of 7.6 (7.3) TeV in the electron (muon) channel. These limits are based on a NNLO cross-section calculation including off-shell production for the signal. The limits in the electron channel are stronger due to the superior energy resolution of the calorimeter for high-momentum electrons as compared to that of the muon spectrometer for high-momentum muons. The combination of the two channels increases the limits to just over 7.9 TeV. This is an improvement of more than 2 TeV with respect to the current exclusion limits using 79.8 fb^{-1} of $\sqrt{s} = 13 \text{ TeV}$ data. For comparison, assuming the performance of the upgraded ATLAS detector and a luminosity of 300 fb^{-1} , W' masses up to 6.7 TeV can be excluded for the combined electron and muon channels. Though the detector resolutions for the upgraded detector at the HL-LHC are applied, this is a good approximation of the reach with the current detector at the end of LHC Run 3.

The discovery reach is based on a 5- σ significance. In the context of the SSM, W' bosons can be discovered up to masses of 7.7 TeV. The discovery reach is shown in Table 6.2.4 together with the exclusion limits discussed above. As can be seen, the discovery reach typically is only few hundred GeV lower than the mass limits obtained with a background-only hypothesis. The similarity of the values for the discovery reach and the exclusion limit is expected, as in the high- m_T tail the background contribution approaches zero, while the number of signal events is about three. The expected reach with

Decay	Exclusion [TeV]	Discovery [TeV]
$W'_{\text{SSM}} \rightarrow e\nu$	7.6	7.5
$W'_{\text{SSM}} \rightarrow \mu\nu$	7.3	7.1
$W'_{\text{SSM}} \rightarrow \ell\nu$	7.9	7.7

Table 6.2.4: Expected 95% C.L. lower limit on the W' mass in the electron and muon channels as well as their combination in the context of the SSM assuming 3 ab^{-1} of data. In addition, the discovery reach for finding such new heavy particles is shown. These limits are based on a NNLO cross-section calculation including off-shell production ($pp \rightarrow W'/W'^* \rightarrow \ell\nu$).

300 fb^{-1} of data will be 1.2 TeV lower assuming the same detector performance.

Resonances decaying into a top quark and a bottom quark

The search for W' bosons in the lepton plus neutrino channel is sensitive to large mass scales but it is not sensitive to right-handed W' bosons. This can be alleviated by searching for $W'_R \rightarrow t\bar{b}$ decays with subsequent decays $t \rightarrow Wb$ and $W \rightarrow \ell\nu$. The final-state signature consists of two b -quarks, one charged lepton (electron or muon) and $E_{\text{T}}^{\text{miss}}$ from the escaping neutrino.

Events are required to pass one of the single-lepton triggers: at least one electron with $p_{\text{T}} > 22 \text{ GeV}$ and $|\eta| < 2.5$ or at least one muon with $p_{\text{T}} > 20 \text{ GeV}$ and $|\eta| < 2.65$. Electrons must satisfy the *tight* identification requirements [670] requirements and have $p_{\text{T}} > 25 \text{ GeV}$ and $|\eta| < 2.47$ but outside the barrel–endcap transition region, $1.37 < |\eta| < 1.52$. Similarly, muon candidates must meet the *tight* identification criteria [671] and have $p_{\text{T}} > 25 \text{ GeV}$ and $|\eta| < 2.65$.

The projection study relies on MC simulation for the W' signal based on MADGRAPH5_aMC@NLO with the NNPDF23LO PDF set interfaced to PYTHIA8 and the A14 tune for the parton shower, hadronisation, and the underlying event. Background for the various top-quark production mechanisms is generated by POWHEG-BOX. In the case of the dominant $t\bar{t}$ background, events are produced with the CTEQ6L1 PDF set and interfaced to PYTHIA6 using the PERUGIA2012 tune [672]. W +jets events are produced with MADGRAPH5_aMC@NLO with the NNPDF23NLO PDF set interfaced to PYTHIA8 and the A14 tune, whereas Z +jets events are produced with POWHEG-BOX and the CT10 PDF set interfaced to PYTHIA8 and the AU2 tune [673]. Diboson events are generated as for the $W' \rightarrow \ell\nu$ search above.

The dominant background processes are the production of $t\bar{t}$ pairs and W +jets. Smaller contributions are also expected from single top quarks (t -channel, Wt and s -channel), Z +jets and diboson (WW , WZ , and ZZ) production. All background processes are modelled with MC simulation. Instrumental background coming from misidentified electrons, referred to as the multijet background, is also present but it is very small and further suppressed by applying dedicated selection criteria, and it is neglected in the following. Events are required to satisfy $E_{\text{T}}^{\text{miss}} > 80$ (30) GeV in the electron (muon) channel as well as $m_{\text{T}}^W + E_{\text{T}}^{\text{miss}} > 100 \text{ GeV}$.

The W' candidates are built from W boson and top-quark candidates. The W bosons are reconstructed from the lepton– $E_{\text{T}}^{\text{miss}}$ system with the longitudinal momentum component of the neutrino from the W decay extracted by imposing a W -boson mass constraint. This W boson candidate is then combined with all selected jets in the event to reconstruct a top-quark candidate as the W +jet combination that has a mass closest to the top-quark mass. The jet used to form the top-quark candidate is referred to as “ b_{top} ”. Finally, the candidate W' boson is reconstructed by combining the top-quark candidate with the highest- p_{T} remaining jet (referred to as “ b_1 ”). The invariant mass of the reconstructed $W' \rightarrow t\bar{b}$ system ($m_{t\bar{b}}$) is the discriminating variable of this search. An event selection common to all signal regions is defined as: lepton $p_{\text{T}} > 50 \text{ GeV}$, $p_{\text{T}}(b_1) > 200 \text{ GeV}$, and $p_{\text{T}}(\text{top}) > 200 \text{ GeV}$. As the signal events are expected to be boosted, the angular separation between the lepton and b_{top} is required to satisfy $\Delta R(\ell, b_{\text{top}}) < 1.0$.

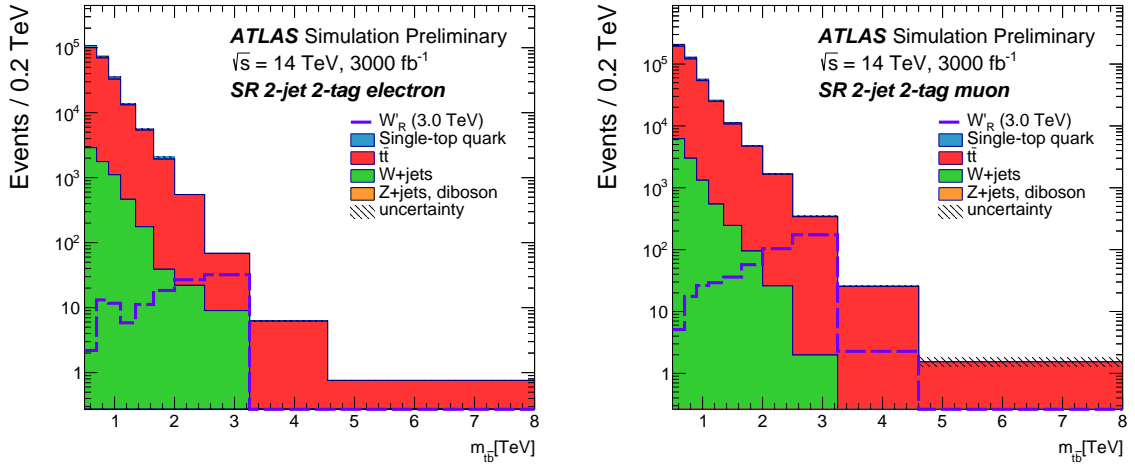


Fig. 6.2.14: Post-fit distributions of the reconstructed mass of the W'_R boson candidate in the 2-jet 2-tag signal region for the electron (left) and muon (right) channels. An expected signal contribution corresponding to a W'_R boson mass of 3 TeV is shown. Uncertainty bands include all systematic uncertainties.

The phase space is divided into eight signal regions (SR) defined by the number of jets and b -tagged jets, and are labelled as “ X -jet Y -tag” where $X = 2, 3$ and $Y = 1, 2$, that are further separated into electron and muon channels. The signal selection acceptance times efficiency rises from $\sim 4.4\%$ (7.7%) at a W'_R mass of 1 TeV to 4.6% (11.0%) at 2 TeV, then decreasing to 2.6% (8.2%) at 5 TeV in the electron (muon) channel. This decrease is due to the b -tagging performance and the higher boost at higher mass. The muon channel outperforms the electron channel due to overlap removal requirements, as they are relaxed by using a variable ΔR cone size. The variable ΔR cone size is not used for electrons because of the possible double counting of the energies of electron and jet.

Systematic uncertainties are evaluated following the analysis of 36.1 fb^{-1} of $\sqrt{s} = 13 \text{ TeV}$ pp data in Ref. [674] and then scaled according to the recommendations in Ref. [7]. The uncertainty in the luminosity (1%) and in the theory cross sections (5% for diboson, 10% for Z +jets, and 3% for single top) are included in the expected limits and significance calculation. The b -tagging and the modelling uncertainties (which are the dominant uncertainties in the shape of the discriminating variable from the previous analysis) are also included.

The presence of a massive resonance is tested by simultaneously fitting the m_{tb} templates of the signal and background simulated event samples using a binned maximum-likelihood approach (ML). Each signal region is treated as an independent search channel with correlated systematic uncertainties.

The normalisations of the $t\bar{t}$ and W +jets backgrounds were found to be different than those in the analysis of 36.1 fb^{-1} , therefore they are free parameters in the fit. They are constrained by Asimov dataset to one by construction. The other background normalisations are assigned Gaussian priors based on their respective normalisation uncertainties. The signal normalisation is a free parameter in the fit.

As an example, the m_{tb} distributions for two of the eight signal regions after the ML fit are shown in Fig. 6.2.14 for the expected background and signal contribution corresponding to a W'_R boson with a mass of 3 TeV. The binning of the m_{tb} distribution is chosen to optimise the search sensitivity while minimising statistical fluctuations.

The limits are evaluated assuming the modified frequentist CL_s method [91] with a profile-likelihood-ratio test statistic [250] and using the asymptotic approximation. The 95% C.L. upper limits on the production cross section multiplied by the branching fraction for $W'_R \rightarrow t\bar{b}$ are shown in

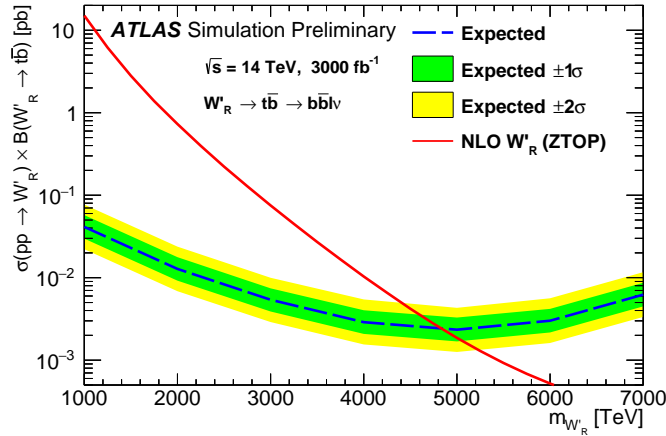


Fig. 6.2.15: Upper limits at the 95% C.L. on the W'_R production cross section times branching fraction as a function of resonance mass. The dashed curve and shaded bands correspond to the limit expected in the absence of signal and the regions enclosing one/two standard deviation (s.d.) fluctuations of the expected limit. The theory prediction is also shown.

Fig. 6.2.15 as a function of the resonance mass for 3 ab^{-1} . The expected exclusion limits range between 0.02 pb and $6 \times 10^{-3} \text{ pb}$ for W'_R boson masses from 1 TeV to 7 TeV . The existence of W'_R bosons with masses below 4.9 TeV is expected to be excluded, assuming that the W'_R coupling g' is equal to the SM weak coupling constant g . This would increase the limit obtained with 36.1 fb^{-1} [674] by 1.8 TeV .

The expected discovery significance is calculated using the profile likelihood test statistic for different mass hypotheses for a luminosity of 3 ab^{-1} with the asymptotic approximation. Based on 5σ significance, it is found that W'_R with masses up to 4.3 TeV can be discovered at the HL-LHC.

6.2.7 HL- and HE-LHC sensitivity to 2HDMs with $U(1)_X$ Gauge Symmetries

Contributors: D. A. Camargo, L. Delle Rose, S. Moretti, F. S. Queiroz

Extended Higgs sectors belonging to various BSM scenarios offer the possibility to solve some of the open problems of the SM. Such frameworks with extended Higgs sectors have recently come together with new $U(1)_X$ gauge symmetries, offering a natural solutions to the DM and the neutrino mass problems. These scenarios [675–680] predict a rich new phenomenology due to the presence of a massive Z' gauge boson arising after the $U(1)_X$ spontaneous symmetry breaking.

Our goal is to explore the potential of the HL- and HE-LHC to study such a scenario. To do so, we first use the latest available dilepton data from the LHC [432, 681] to constrain the mass and couplings of such Z' gauge bosons and, consequently, the viable parameter space of the underlying model. Then we use this result to assess the capabilities of the HL- and HE-LHC to test the existence of such heavy neutral vector bosons. An extended version of this contribution can be found in Ref. [682].

The relevant part of the Lagrangian of the model we consider is

$$\mathcal{L}_{\text{NC}} \supset -\left(\frac{g_Z}{2} J_{\text{NC}}^\mu \cos \xi\right) Z_\mu - \left(\frac{g_Z}{2} J_{\text{NC}}^\mu \sin \xi\right) Z'_\mu \quad (6.2.1)$$

$$+ \frac{1}{4} g_X \sin \xi \left[\left(Q_{Xf}^R + Q_{Xf}^L\right) \bar{\psi}_f \gamma^\mu \psi_f + \left(Q_{Xf}^R - Q_{Xf}^L\right) \bar{\psi}_f \gamma^\mu \gamma_5 \psi_f \right] Z_\mu \quad (6.2.2)$$

$$- \frac{1}{4} g_X \cos \xi \left[\left(Q_{Xf}^R + Q_{Xf}^L\right) \bar{\psi}_f \gamma^\mu \psi_f - \left(Q_{Xf}^L - Q_{Xf}^R\right) \bar{\psi}_f \gamma^\mu \gamma_5 \psi_f \right] Z'_\mu, \quad (6.2.3)$$

where ξ represents the $Z - Z'$ mixing parameter, g_X the gauge coupling of the new abelian symmetry while $Q_X^L(Q_X^R)$ are the left(right)-handed fermion charges under $U(1)_X$ defined according to Ref. [682]. This interaction Lagrangian represents the key information for the collider phenomenology we are going

Model	13 TeV, 300 fb ⁻¹	14 TeV, 3 ab ⁻¹	27 TeV, 300 fb ⁻¹	27 TeV, 3 ab ⁻¹	27 TeV, 15 ab ⁻¹
$U(1)_A$	3.07 TeV	4.3 TeV	5.02 TeV	7.03 TeV	8.51 TeV
$U(1)_B$	3.07 TeV	4.3 TeV	5.02 TeV	7.03 TeV	8.51 TeV
$U(1)_C$	2.37 TeV	3.52 TeV	3.73 TeV	5.54 TeV	6.96 TeV
$U(1)_D$	4.45 TeV	5.81 TeV	7.76 TeV	9.89 TeV	11.34 TeV
$U(1)_E$	3.18 TeV	4.45 TeV	5.24 TeV	7.27 TeV	8.75 TeV
$U(1)_F$	4.55 TeV	5.91 TeV	7.97 TeV	10.09 TeV	11.54 TeV
$U(1)_G$	1.73 TeV	2.73 TeV	2.62 TeV	4.16 TeV	5.45 TeV
$U(1)_{B-L}$	2.84 TeV	4.07 TeV	4.60 TeV	6.55 TeV	8.02 TeV

Table 6.2.5: HL-LHC and HE-LHC projected sensitivities for all $U(1)_X$ models studied in this work using dilepton data at 13 TeV, 14 TeV and 27 TeV of CM energy and for $\mathcal{L} = 300 \text{ fb}^{-1}$ and $\mathcal{L} = 3$ and 15 ab^{-1} . Here, $g_X = 0.1$.

to tackle, because it dictates Z' production rates at the LHC as well as its most prominent decays to be searched for.

Present LHC bounds are obtained here by simulating at 13 TeV of c.o.m. energy the process

$$pp \rightarrow l^+l^- + X, \quad (6.2.4)$$

where $l = e, \mu$, leading to dilepton signals, and X represents the surrounding hadronic activity. (The dijet signal case was studied in Ref. [682] and found to be less sensitive.) Since this channel is mediated by a heavy Z' , alongside γ and Z , a peak around the Z' mass would appear at large values of the invariant mass of the dilepton final state. We describe our results adopting both the Narrow Width Approximation (NWA) and also introducing Finite Width (FW) effects. In this respect, we have implemented in FEYNRULES [683] the models shown in Ref. [682], where the corresponding $U(1)_X$ charge assignment is explicitly shown, and we have simulated the partonic events with MADGRAPH5_aMC@NLO [684]. For hadronisation and detector effects we used PYTHIA8 [50] and DELPHES [33], respectively.

Assuming, for the sake of definiteness, the NWA with $g_X = 0.1, 0.2$ and 0.3 , we project the current experimental limits to the HL- and HE-LHC. In order to extrapolate the current bound to a new collider configuration, one would need to scale the relevant backgrounds and find the new point giving the same number of background events, which, assuming same efficiencies and acceptances, would lead to the same excluded signal cross section, as outlined in Ref. [685]. However, in the case of the dilepton final state, the signal and the background scale equally with energy/luminosity, so that one can employ a simpler strategy, based on a direct rescaling of the bound on the number of signal events. Therefore, in order to find the future sensitivities we just solve an equation for M_{new} (*i.e.*, the new limit on $m_{Z'}$), knowing the current bound M , as follows:

$$\frac{N_{\text{signal events}}(M_{\text{new}}^2, E_{\text{new}}, \mathcal{L}_{\text{new}})}{N_{\text{signal events}}(M^2, 13 \text{ TeV}, 36 \text{ fb}^{-1})} = 1, \quad (6.2.5)$$

with obvious meaning of the subscripts.

The results from this iteration are summarised in Tables 6.2.5, 6.2.6 and 6.2.7. The lower mass bounds found presently compared to the expected ones at the HL-LHC and/or HE-LHC clearly show how important is any LHC upgrade to test new physics models including a Z' . For some models and benchmark points, such as, *e.g.*, $U(1)_A$ with $g_X = 0.1$, the HE-LHC will potentially probe Z' masses up to 7 TeV, while for others, such as, *e.g.*, $U(1)_F$ with $g_X = 0.3$, it will potentially exclude masses up to 12 TeV. In short, both LHC upgrades can generally extend the current reach in $m_{Z'}$ by a factor 2 to 3. The results are summarised in the tables.

Model	13 TeV, 300 fb ⁻¹	14 TeV, 3 ab ⁻¹	27 TeV, 300 fb ⁻¹	27 TeV, 3 ab ⁻¹	27 TeV, 15 ab ⁻¹
$U(1)_A$	4.14 TeV	5.49 TeV	7.14 TeV	9.26 TeV	10.73 TeV
$U(1)_B$	4.14 TeV	5.49 TeV	7.17 TeV	9.26 TeV	10.73 TeV
$U(1)_C$	3.62 TeV	4.93 TeV	6.09 TeV	8.18 TeV	9.66 TeV
$U(1)_D$	5 TeV	6.43 TeV	9 TeV	11.1 TeV	12.52 TeV
$U(1)_E$	5 TeV	6.43 TeV	9 TeV	11.1 TeV	12.52 TeV
$U(1)_F$	5.53 TeV	6.94 TeV	10.02 TeV	12.09 TeV	13.511 TeV
$U(1)_G$	2.37 TeV	3.52 TeV	3.73 TeV	5.54 TeV	6.96 TeV
$U(1)_{B-L}$	3.83 TeV	5.16 TeV	6.5 TeV	8.62 TeV	10.10 TeV

Table 6.2.6: HL-LHC and HE-LHC projected sensitivities for all $U(1)_X$ models studied in this work using dilepton data at 13 TeV, 14 TeV and 27 TeV of CM energy and for $\mathcal{L} = 300 \text{ fb}^{-1}$ and $\mathcal{L} = 3$ and 15 ab^{-1} . Here, $g_X = 0.2$.

Model	13 TeV, 300 fb ⁻¹	14 TeV, 3 ab ⁻¹	27 TeV, 300 fb ⁻¹	27 TeV, 3 ab ⁻¹	27 TeV, 15 ab ⁻¹
$U(1)_A$	4.75 TeV	6.12 TeV	8.38 TeV	10.5 TeV	11.94 TeV
$U(1)_B$	4.75 TeV	6.12 TeV	8.38 TeV	10.5 TeV	11.94 TeV
$U(1)_C$	4 TeV	5.38 TeV	6.93 TeV	9.05 TeV	10.52 TeV
$U(1)_D$	5.72 TeV	7.14 TeV	10.4 TeV	12.48 TeV	13.90 TeV
$U(1)_E$	5.14 TeV	6.53 TeV	9.2 TeV	11.3 TeV	12.72 TeV
$U(1)_F$	5.91 TeV	7.34 TeV	10.84 TeV	12.87 TeV	14.28 TeV
$U(1)_G$	4 TeV	5.38 TeV	6.93 TeV	9.05 TeV	10.52 TeV
$U(1)_{B-L}$	4.35 TeV	5.70 TeV	7.55 TeV	9.68 TeV	11.14 TeV

Table 6.2.7: HL-LHC and HE-LHC projected sensitivities for all $U(1)_X$ models studied in this work using dilepton data at 13 TeV, 14 TeV and 27 TeV of CM energy and for $\mathcal{L} = 300 \text{ fb}^{-1}$ and $\mathcal{L} = 3$ and 15 ab^{-1} . Here, $g_X = 0.3$.

6.2.8 Z' discrimination at HE-LHC in case of an evidence/discovery after the HL-LHC

Contributors: C. Helsens, D. Jamin, M. L. Mangano, T. Rizzo, M. Selvaggi

Context of the study

It is still legitimate to assume that a heavy resonance could be seen at the end of HL-LHC. If that is the case a new collider with higher energy in the c.o.m. is needed to study its properties as too few events will be available at $\sqrt{s} = 14 \text{ TeV}$. In this section we present the discrimination potential between six Z' models of a HE-LHC with an assumed c.o.m. energy of 27 TeV and an integrated luminosity of $\mathcal{L} = 15 \text{ ab}^{-1}$. Under the assumption that these Z' 's decay only to SM particles, we show that there are sufficient observables to perform this model differentiation in most cases.

Bounds from HL-LHC

As a starting point it is needed to estimate what are, for $\sqrt{s} = 14 \text{ TeV}$, the typical exclusion/discovery reaches for standard reference Z' models assuming $\mathcal{L} = 3 \text{ ab}^{-1}$ employing only the e^+e^- and $\mu^+\mu^-$ channels. To address this and the other questions below we will use the same set of Z' models as employed in Ref. [686] and mostly in Ref. [687], both of which we will refer to frequently. We employ the MMHT2014 NNLO PDF set [487] throughout with an appropriate constant K -factor ($=1.27$) to account for higher order QCD corrections. The production cross section times leptonic branching fraction is shown in Figure 6.2.16 (left) for these models at $\sqrt{s} = 14 \text{ TeV}$ in the narrow width approximation (NWA). It has been and will be assumed here that these Z' states only decay to SM particles.

Using the present ATLAS and CMS results at 13 TeV, [432] and [681], it is straightforward to estimate by extrapolation the exclusion reach at $\sqrt{s} = 14 \text{ TeV}$ using the combined $ee + \mu\mu$ final states. This is given in the first column of Table 6.2.8. For discovery, only the ee channel is used due to poor

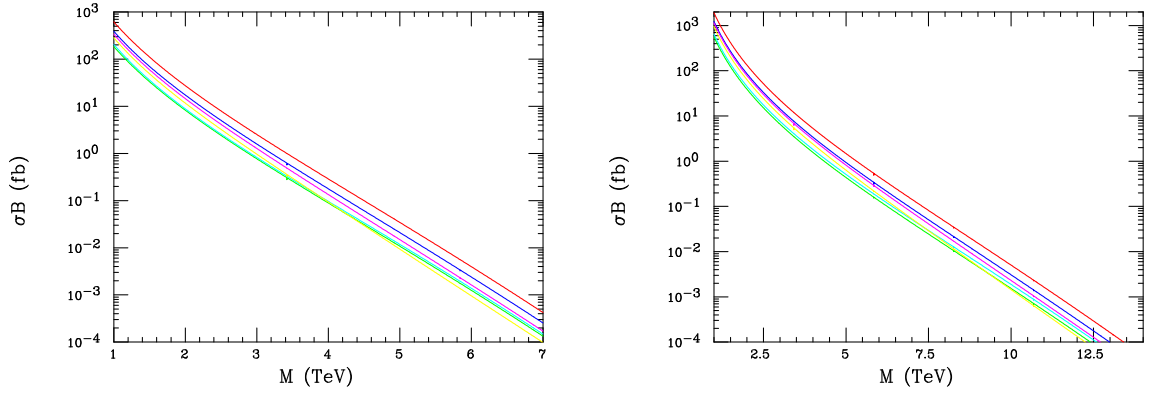


Fig. 6.2.16: Left: σB_l in the NWA for the Z' production at the $\sqrt{s} = 14$ TeV LHC as functions of the Z' mass: SSM(red), LRM (blue), ψ (green), χ (magenta), η (cyan), I(yellow). Right: σB_l of Z' in models described in (left) at $\sqrt{s} = 27$ TeV.

Model	95% C.L.	3σ	5σ
SSM	6.62	6.09	5.62
LRM	6.39	5.85	5.39
ψ	6.10	5.55	5.07
χ	6.22	5.68	5.26
η	6.15	5.59	5.16
I	5.98	5.45	5.05

Table 6.2.8: Mass reach for several Z' models at $\sqrt{s} = 14$ TeV with $\mathcal{L} = 3 \text{ ab}^{-1}$.

$\mu\mu$ -pair invariant mass resolution near $M_{Z'} = 6$ TeV. Estimates of the 3σ evidence and 5σ discovery limits are also given in Table 6.2.8. Based on these results, we will assume in our study below that we are dealing with a Z' of mass 6 TeV. Figure 6.2.16 (right) shows the NWA cross sections for the same set of models but now at $\sqrt{s} = 27$ TeV with $\mathcal{L} = 15 \text{ ab}^{-1}$. We note that very large statistical samples will be available for the case of $M_{Z'} = 6$ TeV for each dilepton channel.

Definition of the discriminating variables

The various Z' models can be disentangled with the help of 3 inclusive observables: the production cross section times leptonic branching fraction σB_l , the forward-backward asymmetry A_{FB} and the rapidity ratio r_y . The variable A_{FB} can be seen as an estimate of the charge asymmetry

$$A_{FB} = A_C = \frac{\sigma(\Delta|y| > 0) - \sigma(\Delta|y| < 0)}{\sigma(\Delta|y| > 0) + \sigma(\Delta|y| < 0)}, \quad (6.2.6)$$

where $\Delta|y| = |y_l| - |y_{\bar{l}}|$. It has been checked that this definition is equivalent to defining

$$A_{FB} = \frac{\sigma_F - \sigma_B}{\sigma_F + \sigma_B}, \quad (6.2.7)$$

with $\sigma_F = \sigma(\cos\theta_{cs}^* > 0) > 0$ and $\sigma_B = \sigma(\cos\theta_{cs}^* < 0) < 0$ where θ_{cs}^* is the Collins-Soper frame angle. The variable r_y is defined as the ratio of central over forward events:

$$r_y = \frac{\sigma(|y_{Z'}| < y_1)}{\sigma(y_1 < |y_{Z'}| < y_2)}, \quad (6.2.8)$$

where $y_1 = 0.5$ and $y_2 = 2.5$.

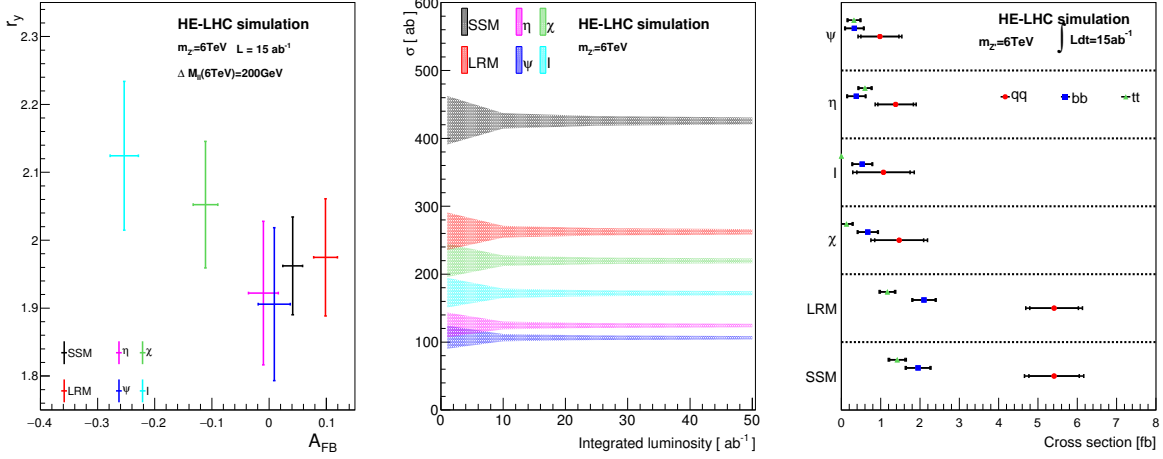


Fig. 6.2.17: Left: scatter plot of r_y versus A_{FB} with 200 GeV and mass window. The full interference is included. Centre: Fitted signal cross-section together with its corresponding error versus integrated luminosity. Right: fitted cross-section of the three hadronic analyses. Statistical and full uncertainties are shown on each point.

Model discrimination

The model discrimination presented in this section has been performed assuming the HE-LHC detector parametrisation [688] in DELPHES [33]. In such a detector, muons at $\eta \approx 0$ are assumed to be reconstructed with a resolution $\sigma(p)/p \approx 7\%$ for $p_T = 3$ TeV.

Leptonic final states The potential for discriminating various Z' models is first investigated using the leptonic ee and $\mu\mu$ final states only. The signal samples for the 6 models and the Drell-Yan backgrounds have been generated with PYTHIA 8.230 [68] including the interference between the signal and background. The Z' decays assume lepton flavour universality. For a description of the event selection and a discussion of the discovery potential in leptonic final states for the list of Z' models being discussed here, the reader should refer to Section 6.2.4. We simply point out here that with $\mathcal{L} = 15 \text{ ab}^{-1}$, all Z' models with $m_{Z'} \lesssim 10$ TeV can be excluded at $\sqrt{s} = 27$ TeV.

Figure 6.2.17 (left) shows the correlated predictions for the A_{FB} and the rapidity ratio r_y observables defined previously for these six models given the above assumptions. Although the interference with the SM background was included in the simulation, its effect is unimportant due to the narrowness of the mass window around the resonance that was employed. Furthermore, the influence of the background uncertainty on the results has been found to have little to no impact on the model discrimination potential. Therefore the displayed errors on A_{FB} and r_y are of statistical origin only. The results show that apart from a possible near degeneracy in models ψ and η , a reasonable Z' model separation can indeed be achieved.

Using a profile likelihood technique, the signal strength μ , or equivalently, σB_l , can be fitted together with its corresponding error using the di-lepton invariant mass shape. The quantity σB_l and its total estimated uncertainty is shown in Figure 6.2.17 (centre) as a function of the integrated luminosity. The σB_l measurement seems to be able to resolve the degeneracy between the ψ and η models with $\mathcal{L} = 15 \text{ ab}^{-1}$. It should be noted however that since the cross-section can easily be modified by an overall rescaling of the couplings, further handles will be needed for a convincing discrimination.

Hadronic final states Model discrimination can be improved by including an analysis involving three Z' addition hadronic final states: $t\bar{t}$, $b\bar{b}$ and $q\bar{q}$, where $q = u, d, c, s$. The sample production and

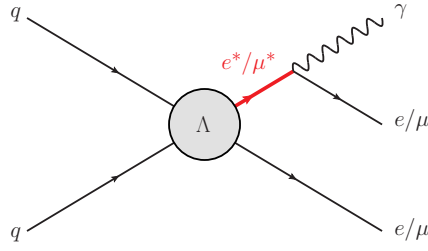


Fig. 6.3.1: Feynman diagram of the production of excited leptons in $ll\gamma$ final states.

event selection for the $t\bar{t}$, $q\bar{q}$ final states will be described to some extent in Section 6.4.6. We simply remind the reader that the analysis involves requiring the presence of two central high p_T jets. In order to ensure complete orthogonality between the various final states, jets are required to be tagged as follows. In the $Z' \rightarrow t\bar{t}$ analysis both jets should be *top-tagged*. For the $Z' \rightarrow b\bar{b}$ final state both jets are required to be *b-tagged* and we veto events containing at least one top-tagged jet. Finally, in the $Z' \rightarrow q\bar{q}$ analysis, we veto events that contain at least one b-tagged or top-tagged jet.

Figure 6.2.17 (right) summarises the discrimination potential in terms of fitted cross-section of the different models considering the three aforementioned hadronic decays, $t\bar{t}$, $b\bar{b}$ and $q\bar{q}$. A good overall discrimination among the various models can be achieved using all possible final states. For example, the SSM and ψ models, which have very close predictions for r_γ and A_{FB} , have measurably different fractions of $t\bar{t}$ or $b\bar{b}$ final states. We note however that the degeneracy between η and ψ can only be partially resolved resolved at $\approx 1\sigma$ by exploiting the difference in $t\bar{t}$ yield.

In summary, in this section we studied the discrimination potential of six Z' models at HE-LHC with an assumed c.o.m. energy of 27 TeV and an integrated luminosity of $\mathcal{L} = 15 \text{ ab}^{-1}$. The exercise has been performed assuming the evidence of an excess observed at $\sqrt{s} = 14 \text{ TeV}$ at a mass $m_{Z'} \approx 6 \text{ TeV}$. Overall it was found that it is possible to distinguish among most models. Finally, it should be noted that further studies, perhaps employing 3-body decay modes or associated Z' production will be clearly needed to be pursued in case of discovery to further characterise the resonance properties.

6.3 Spin 1/2 resonances

In this section, prospect studies for spin-1/2 resonances are presented, targeting excited leptons and heavy vector-like quarks. Resonances coupled to leptons and quarks or gauge bosons and quarks are considered.

6.3.1 Search for excited leptons at HL-LHC

Contributors: S. Ha, B. Kim, M. S. Kim, K. Nam, S. W. Lee, H. D. Yoo, CMS

A search for excited leptons (electrons and muons) is studied at the HL-LHC with the upgraded CMS detector using simulation [689]. Excited leptons are predicted by many BSM theories where quarks and leptons are not elementary but instead are themselves composite objects. The HL-LHC environment (a c.o.m.energy of 14 TeV and an integrated luminosity of 3 ab^{-1}) allows to extend the discovery potential of excited leptons. This analysis presents a search for excited leptons ($\ell^* = e^*, \mu^*$) in $ll\gamma$ ($\ell = e, \mu$) final states where the excited lepton decays to a SM lepton and a photon ($\ell^* \rightarrow \ell\gamma$). An illustration of the production decay mode is shown in Fig. 6.3.1.

In this search, a clear signature of an opposite-sign same-flavour lepton pair and a photon allows highly efficient signal selection to assess the CMS upgrade physics reach. However, an ambiguity between the lepton from the excited lepton decay and the lepton from the contact interaction makes it challenging to identify the reconstructed mass of the excited lepton due to two possible pairings of a

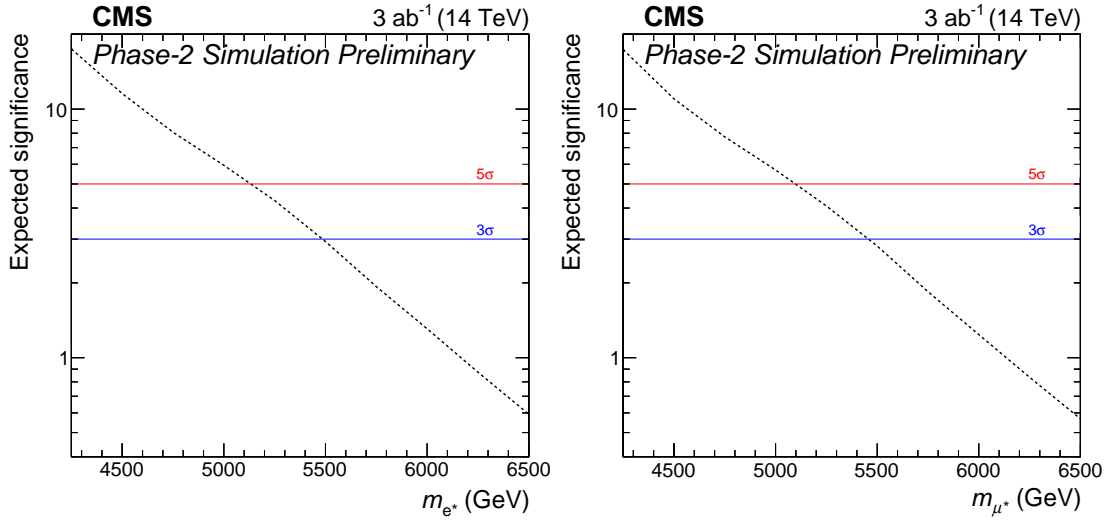


Fig. 6.3.2: Discovery significance for excited electrons (left) and muons (right) with 3 ab^{-1} at the HL-LHC.

lepton and the photon. For this search, information from both invariant mass combinations is used to discriminate the excited lepton signal from SM background processes. We consider a benchmark model based on the formalism described in Ref. [385].

The signal samples are generated with PYTHIA 8.205 [88] at $\Lambda = 10 \text{ TeV}$ for ℓ^* masses ranging from 3.5 TeV to 6.5 TeV in steps of 250 GeV, where Λ is the compositeness scale. The simulated signal samples are generated at leading order (LO) in perturbative quantum chromodynamics. The main background is the SM $Z\gamma$ process, which is generated at NLO using MADGRAPH5_aMC@NLO 2.3.3 [67,684]. The generated signal and background samples are interfaced to DELPHES [33], which features a parametric simulation of the CMS Phase 2 detector at the particle level.

We select events having two isolated electrons or muons and a photon with requirements as follows. Electron and photon candidates are required to have pseudorapidity $|\eta| < 2.5$ and transverse momentum $p_T > 35 \text{ GeV}$, and they are excluded in the electromagnetic calorimeter barrel-endcap transition region ($1.44 < |\eta| < 1.57$). Muon candidates should be isolated with $|\eta| < 2.4$ and $p_T > 35 \text{ GeV}$. The leptons are required to have opposite charge and the selected electrons and muons must be separated from the photon by $\Delta R = \sqrt{\Delta\eta^2 + \Delta\phi^2} > 0.7$. In addition, the invariant mass of the two same flavour leptons $m_{\ell\ell}$ is required to be larger than 116 GeV in order to suppress the dominant background contribution from real Z boson production (Z resonance veto criteria).

The main SM background after the event selection is Drell-Yan production associated with a photon ($Z\gamma$), which has the same signature as the final state of the signal, when the Z boson decays into two leptons. This background is significantly suppressed by the Z boson veto requirement. Contributions of other SM processes like diboson and top quark pair production in association with a photon ($t\bar{t} + \gamma$) are relatively small, in particular in the signal search region of excited lepton masses above 2 TeV. Simulated $t\bar{t} + \gamma$ events are studied in this analysis, however the background events are imperfectly estimated due to the insufficient sample size. Hence, we only consider the dominant $Z\gamma$ background in this search, and additional background contributions are considered as systematic uncertainties on the total background estimate. The photon misidentification rate under the HL-LHC conditions is studied in Ref. [690] using PHASE-2 DELPHES samples. The photon misidentification rate is expected to be about 1% when the photon p_T is on the order of 100 GeV, which is compatible with the 2016 result. In the previous CMS Run 2 ℓ^* search [691], we observed 20% and 5% contribution from $t\bar{t} + \gamma$ and misidentified photon backgrounds, respectively, at $M_{\ell^*} > 1 \text{ TeV}$; therefore a 25% systematic uncertainty is assigned for the

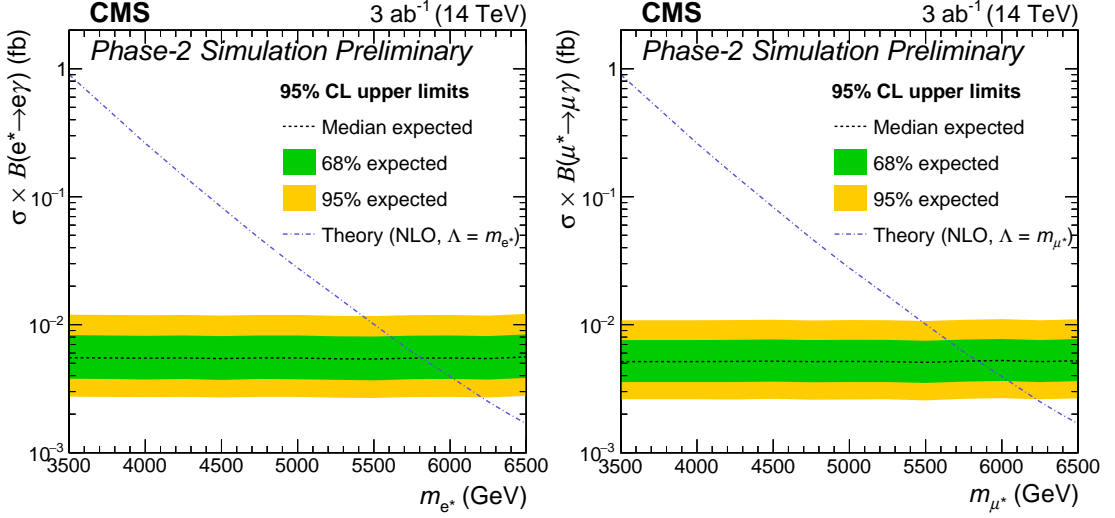


Fig. 6.3.3: Exclusion limits for excited electrons (left) and muons (right) on the product of cross section and branching fraction.

missing background contributions.

To distinguish between signal and background events, a two-dimensional distribution of the two invariant masses $M_{\ell\gamma}^{\min}$ and $M_{\ell\gamma}^{\max}$ is used. A search window is set in the two-dimensional distribution of $M_{\ell\gamma}^{\max}$ versus $M_{\ell\gamma}^{\min}$. For ℓ^* events, either $M_{\ell\gamma}^{\min}$ or $M_{\ell\gamma}^{\max}$ corresponds to the reconstructed invariant mass of ℓ^* . Therefore, the mass resonance of the signal is concentrated in an “L” shape [692, 693]. On the other hand, background events have no such correlation in $M_{\ell\gamma}^{\min}$ and $M_{\ell\gamma}^{\max}$ and are scattered around at low masses below about 2 TeV. This distinction between signal and background events in the distribution of $M_{\ell\gamma}^{\max}$ versus $M_{\ell\gamma}^{\min}$ is used to set the search window. We set the lower $M_{\ell\gamma}^{\max}$ bound at 2 TeV in the two-dimensional distribution as the search window in order to maximise the signal yields. The reason why the L-shaped search window is not applied in this analysis is due to the insufficient MC statistics. Therefore the results of the limits presented here are likely to be improved upon with an actual search. The product of signal acceptance and efficiency ($A \times \varepsilon_{\text{sig}}$) is obtained using the simulated DELPHES signal samples and the results are 58% (μ^*) and 45% (e^*) with negligible M_{ℓ^*} dependence.

Systematic uncertainties for the performance of the lepton (0.5%) and photon (2.0%) reconstruction and identification, and the integrated luminosity (1.0%) follow the recommendation for upgrade analyses [694]. The theoretical systematic uncertainty is reduced by a factor of 1/2 with respect to the 2016 result. The statistical uncertainty in the entire signal region is dominant in this analysis. The missing background contribution is considered to be the main systematic uncertainty in the background estimation.

The upper limit of the excited electrons and muons is determined under the the HL-LHC scenario, based on an integrated luminosity of 3 ab^{-1} . We set 95% confidence level (CL) upper limits on the production cross sections, which are computed with the modified frequentist CL_s method [90, 91], with a likelihood ratio used as a test statistic. The systematic uncertainties are treated as nuisance parameters with log-normal priors.

The discovery potential as a function of excited lepton mass shown in Fig. 6.3.2 indicates that 3σ evidence (5σ discovery) is possible for both excited electrons and excited muons with masses up to 5.5 (5.1) TeV. Figure 6.3.3 shows the expected upper limits for e^* (left) and μ^* (right). The expected exclusion of the excited leptons is $M_{\ell^*} < 5.8 \text{ TeV}$ for both e^* and μ^* in the case where $M_{\ell^*} = \Lambda$. While the electron channel has a lower signal yield than the muon channel, it also has lower background, and

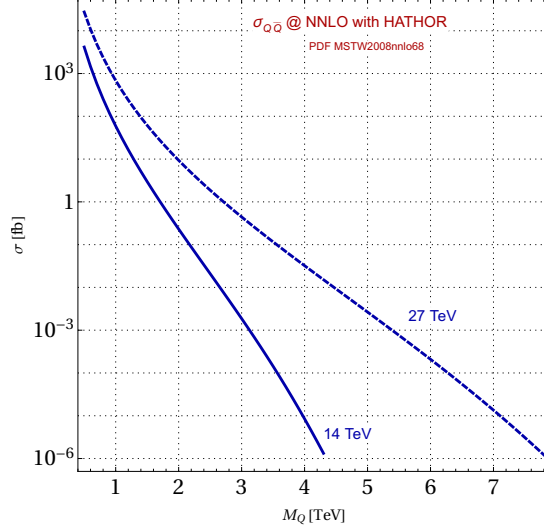


Fig. 6.3.4: VLQ pair production cross section for the 14 and 27 TeV LHC.

the net result is that the excluded cross sections differ only by about 10%, producing a similar exclusion limit on the excited lepton mass.

6.3.2 VLQs at HL- and HE-LHC: discovery and characterisation

Contributors: D. Barducci, L. Panizzi

Vector Like Quarks (VLQs) are hypothetical heavy quarks whose left- and right-handed chiral components transform under the same representation of the SM gauge group. In minimal extensions of the SM, VLQs couple to SM quarks via Yukawa-type interactions and gauge invariant renormalisable operators can be written only for the singlet, doublet and triplet representations of $SU(2)$ [695]. It can be shown that the couplings of the VLQs with the SM bosons and quarks always have a dominant chiral component [695, 696] and this depends only on whether their weak isospin is integer or half-integer, the other component being suppressed by a factor proportional to $m_q^{\text{SM}}/m_{\text{VLQ}}$, with m_q^{SM} the mass of the SM quark with which the VLQ mixes.

This property affects the polarisation of the gauge bosons and quarks arising from the VLQs decay. While the gauge bosons tend to have a dominant longitudinal polarisation, the polarisation of the final state quarks allows one to extract useful information. In particular if the VLQ decays into a top quark, its polarisation properties will affect the kinematic distributions of the final decay products. This can slightly affect the reach of new physics searches but, more importantly, in the fortunate event of a signal excess being observed, this difference can be used to probe the structure of the interactions between the VLQs and the SM sector.

In this contribution, based on the results of Ref. [697], we analyse the possibility of discriminating the chiral structure of VLQ couplings at the HL- and HE-LHC, under the hypothesis that the VLQ decays to the SM top quark. This eventually allows one to discriminate its representations under the SM $SU(2)$ gauge group.

The polar angle distribution of the top quark decay product f in the top rest frame is described by

$$\frac{1}{\Gamma_l} \frac{d\Gamma_l}{d \cos \theta_{f,\text{rest}}} = \frac{1}{2} (1 + P_t \cos \theta_{f,\text{rest}}) \quad (6.3.1)$$

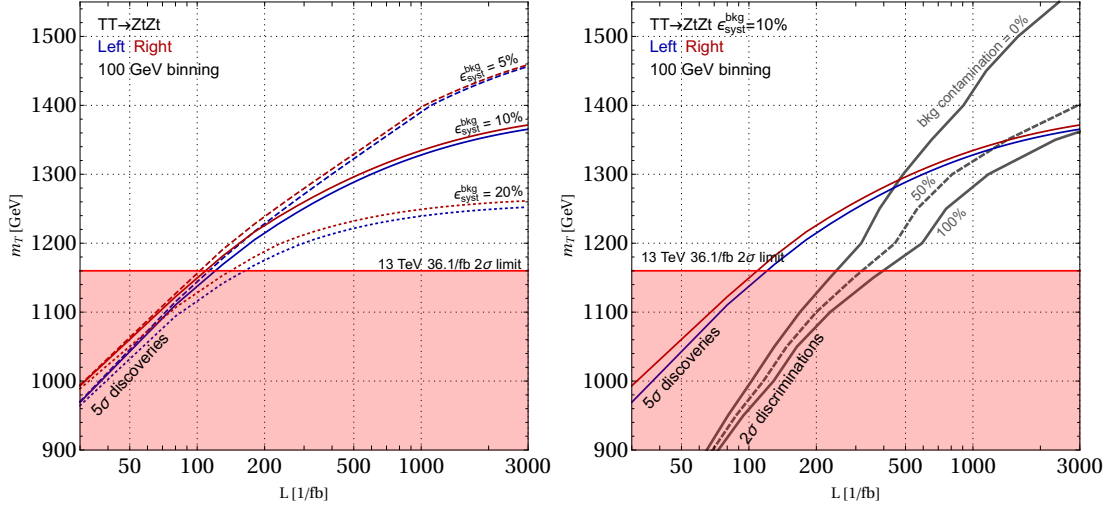


Fig. 6.3.5: Left: projected 5σ discovery (blue and red) for different assumptions for the systematic uncertainties on the background determination of the ATLAS single lepton search [698] for a T VLQ decaying with 100% BR into the Zt final state extrapolated for the 14 TeV LHC (see main text for details). The blue and red lines correspond to the discovery reach for the left-handed and right-handed coupling structure. The red shaded area correspond to the experimental limit from [698] for the 13 TeV LHC from for a VLQ decaying with 100% BR into the Zt final state, namely 1160 GeV. Right: projected 2σ discrimination (gray) reaches assuming $\epsilon_{\text{syst}}^{\text{bkg}} = 10\%$.

where Γ_l is the partial width, $\theta_{f,\text{rest}}$ is the angle between the momentum of the decay product f and the top spin vector and P_t is the polarisation of the top. From Eq. (6.3.1) one sees that for positive (negative) polarised top quarks most of the decay products come in the forward direction, that is the directions of the would-be momentum of the top quark in the laboratory frame. In the same frame the θ_f distribution is now described by Eq. (6.3.1) combined with a boost from the top rest frame to the laboratory frame. This implies that positive polarised top quarks will produce harder decay products.

To show how the polarisation information can be used to disentangle a VLQ chiral structure we focus on a VLQ with charge $2/3$ interacting exclusively with the top quark and the Z boson. We recast a search for pair produced VLQs performed by the ATLAS collaborations in the single lepton channel with an integrated luminosity of 36.1 fb^{-1} at $\sqrt{s} = 13 \text{ TeV}$ [698]. Throughout this work the VLQ pair production cross sections have been computed with HATHOR [200] and are reported in Fig. 6.3.4.

We then project the discovery and exclusion reach of the ATLAS search for the case of the 14 TeV LHC assuming the same signal acceptances than for the 13 TeV case and rescaling the backgrounds by the relevant parton luminosities ratios. We do these projections for higher values of integrated luminosities and different values of the systematic uncertainties on the background determination, $\epsilon_{\text{syst}}^{\text{bkg}}$, and then perform a χ^2 fit on the leading lepton p_T between the left- and right-handed coupling scenario considering the number of bins of the distribution as degrees of freedom, and under the simplifying assumption that the background (conservatively assumed to be distributed as the signal) can be subtracted with a certain efficiency, ranging from the extreme scenarios of 0% and 100%: the relation we use is therefore $\chi^2 = \sum_{i=1}^{\text{bins}} (L_i - R_i)^2 / \max[\{L_i, R_i\} + \epsilon_{\text{cont}}^{\text{bkg}} (B + (\epsilon_{\text{syst}}^{\text{bkg}} B)^2)]$, where L_i and R_i are the number of events in the left- and right-handed coupling scenario, $\epsilon_{\text{cont}}^{\text{bkg}}$ represents the contamination percentage of background events considered for the discrimination, and we consider Poissonian uncertainties for the signal.

The results are shown in Fig. 6.3.5, where we illustrate the 5σ discovery reaches for different $\epsilon_{\text{syst}}^{\text{bkg}}$ values (left panel) and the 2σ discrimination contours from the χ^2 fit assuming $\epsilon_{\text{syst}}^{\text{bkg}} = 10\%$ (right panel).

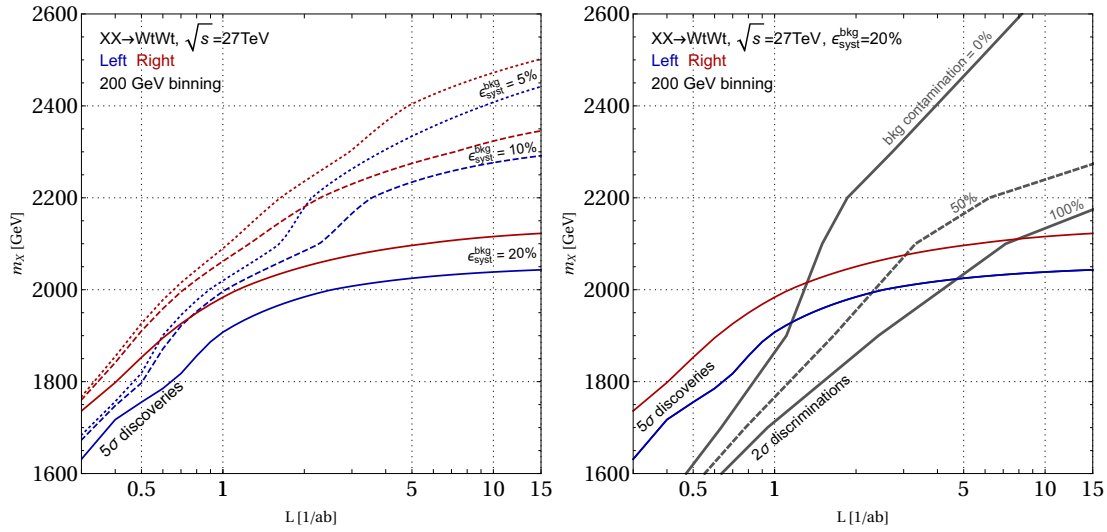


Fig. 6.3.6: Same as Fig. 6.3.5 for the 2SSL search for a X VLQ decaying with 100% BR into the Wt final state at $\sqrt{s} = 27$ TeV. We use the p_T distribution of the sub-leading lepton with a binning of 200 GeV and assume an uncertainty on the background determination of 20%. in the right panel.

We see that, if it is possible to perform a discrimination χ^2 test after removing all background events, should a VLQ with a mass lighter than around 1300 GeV be discovered, a mild increase in integrated luminosity will be needed to disentangle the two hypotheses, while the collected dataset will already be enough for the discrimination if a VLQ heavier than 1300 GeV is found with a 5σ significance. If background events cannot be removed the discrimination becomes more difficult, as the differences in the shapes become less relevant. The intersection between the discovery reach and the discrimination reach moves therefore towards higher luminosities, and in the limit of 100% background contamination we find that the discovery reach corresponds to the discrimination power at the nominal luminosity of 3 ab^{-1} .

The results obtained for the 14 TeV LHC show that with the signal region currently used in the ATLAS search we have considered, the LHC discovery reach will mildly increase when further data will be collected (unless one assumes a strong reduction of the current systematic uncertainties on the background determination), due to the fact that at hadron colliders the contribution of the PDFs drops when the transferred momentum of the process approaches the kinematic limit $\sqrt{s}/2$.¹² We then estimate here what is the mass reach of the high energy upgrade of the LHC for discovering pair-produced VLQs and discriminate their coupling structure.

We focus on the case of a VLQ with charge $5/3$ decaying into a W boson and a top quark and closely follow the search strategy defined in Ref. [699]. In this case we consider for discrimination the p_T distribution of the sub-leading lepton, which is almost always coming from the SM top decay. With the same statistical procedure adopted above, and rescaling the backgrounds yields given in Ref. [699] for $\sqrt{s} = 27$ TeV we show the results in Fig. 6.3.6. Our results show that a discrimination among the left- and right-handed coupling hypotheses is possible in all the discovery range accessible at the HE-LHC for $\epsilon_{\text{syst}}^{\text{bkg}} = 20\%$, regardless of the background contamination. In particular, if the background can be entirely subtracted, should a VLQ with mass greater than ~ 2 TeV be discovered, the collected data set will already be sufficient to exclude one of the two coupling structure, while if the background is entirely considered, discrimination is possible at the same time as discovery for a VLQ with mass greater than ~ 2100 GeV.

¹²Clearly an optimisation of the signal regions can be performed to increase the sensitivity already at the current LHC energy.

6.4 Signature based analyses

Several contributions that are constructed around experimental signatures rather than specific theoretical models are presented in this section. This includes analyses of dijets, diphotons, dibosons and ditops final state events at HL- and HE-LHC.

6.4.1 Coloured Resonance Signals at the HL- and HE-LHC

Contributors: T. Han, I. Lewis, Z. Liu

While much of the attention for new physics discovery has centred on precision measurements of the Higgs and EW sectors, the LHC is a QCD machine and most initial states are composed of coloured particles. Hence, new coloured dijet resonances that couple to partons will be produced with favorable rates at the HL-LHC and HE-LHC.

In Ref. [700] we classified the possible coloured resonances at the LHC according to their spin, electric charge, and colour representation. We now update those results for the HE-LHC. This involves comparing the cross sections of the various resonances at the LHC and HE-LHC.

Most initial states at the LHC are composed of coloured particles, *i.e.* quarks and gluons. We now review the possible interactions of coloured resonances with SM partons. A more detailed discussion, including examples of specific realisations of the various resonances in the existing literature, is given in Ref. [700]. All interactions are after EWSB.

Quark-quark annihilation can produce colour antitriplet or sextet scalars and vectors, so-called “diquarks”. Please note that the diquarks under discussion here are fundamental particles and not composite. The possible scalar diquark are denoted as E_{N_D} , U_{N_D} , and D_{N_D} with electric charges $4/3, 2/3, -1/3$ respectively. The subscript $N_D = 3, 6$ for the $\mathbf{\bar{3}}$ and $\mathbf{6}$ colour representations, respectively. Vector diquarks are represented with an additional Lorentz index μ . The interaction Lagrangian between quarks and diquarks is then

$$\begin{aligned} \mathcal{L}_{qqD} = & K_{ab}^j \left[\lambda_{\alpha\beta}^E E_{N_D}^j \overline{u_{\alpha a}^C} P_{\tau} u_{\beta b} + \lambda_{\alpha\beta}^U U_{N_D}^j \overline{d_{\alpha a}^C} P_{\tau} d_{\beta b} + \lambda_{\alpha\beta}^D D_{N_D}^j \overline{d_{\alpha a}^C} P_{\tau} u_{\beta b} \right. \\ & \left. + \lambda_{\alpha\beta}^{E'} E_{N_D}^{j\mu} \overline{u_{\alpha a}^C} \gamma_{\mu} P_R u_{\beta b} + \lambda_{\alpha\beta}^{U'} U_{N_D}^{j\mu} \overline{d_{\alpha a}^C} \gamma_{\mu} P_R d_{\beta b} + \lambda_{\alpha\beta}^{D'} D_{N_D}^{j\mu} \overline{u_{\alpha a}^C} \gamma_{\mu} P_R d_{\beta b} \right] + \text{h.c.}, \end{aligned} \quad (6.4.1)$$

where $P_{\tau} = \frac{1}{2}(1 \pm \gamma_5)$ with $\tau = R, L$ for the right- and left-chirality projection operators, a, b are colour indices for the $SU(3)_C$ fundamental representation, j are colour indices of the N_D representation of $SU(3)_C$, α, β are flavour indices, and K_{ab}^j are $SU(3)_C$ Clebsch-Gordan (CG) coefficients.

Quarks and gluons annihilate into colour triplet or antisextet fermions with $1/2$ or $3/2$ spin. It is possible to produce a $\mathbf{15}$ colour representation, but the existence of such a fermion would spoil asymptotic freedom [701]. The spin $1/2$ ($3/2$) fermion states are denoted by $d_{N_D}^*, u_{N_D}^*$ ($d_{N_D}^{*\mu}, u_{N_D}^{*\mu}$) with electric charged $-1/3$ and $2/3$, respectively. The lowest order gauge invariant interactions between a gluon, quark, and heavy fermion is dimension five:

$$\begin{aligned} \mathcal{L}_{qgF} = & \frac{g_s}{\Lambda} F^{A,\rho\sigma} \left[\bar{u} \bar{K}_{N_D,A} (\lambda_L^U P_L + \lambda_R^U P_R) \sigma_{\rho\sigma} u_{N_D}^* + \bar{d} \bar{K}_{N_D,A} (\lambda_L^D P_L + \lambda_R^D P_R) \sigma_{\rho\sigma} d_{N_D}^* \right. \\ & \left. + \bar{u} \bar{K}_{N_D,A} (\lambda_L^U P_L + \lambda_R^U P_R) \sigma_{\rho\sigma} \gamma_{\mu} u_{N_D}^{*\mu} + \bar{d} \bar{K}_{N_D,A} (\lambda_L^D P_L + \lambda_R^D P_R) \sigma_{\rho\sigma} \gamma_{\mu} d_{N_D}^{*\mu} \right] + \text{h.c.}, \end{aligned} \quad (6.4.2)$$

where A is the adjoint colour index, $F^{A,\rho\sigma}$ is the gluon field strength tensor, $\sigma_{\rho\sigma} = \frac{i}{2}[\gamma_{\rho}, \gamma_{\sigma}]$, Λ is the scale of new physics, and $K_{N_D,A}$ are $3 \times N_D$ CG coefficient matrices.

Gluon-gluon annihilation can result in many different representations, that unlike the $\mathbf{15}$ fermion do not spoil asymptotic freedom. A complete list of the possible resonances from gluon-gluon annihilation can be found in Table 1 of Ref. [700]. We will focus on the theoretically motivated colour octet resonances. Two possible resonances that can result from gluon-gluon annihilation are colour octet

Particle Names (leading coupling)	J	$SU(3)_C$	$ Q_e $	B	Related models
$E_{3,6}^\mu (uu)$	0, 1	$\mathbf{3}, \bar{\mathbf{6}}$	$\frac{4}{3}$	$-\frac{2}{3}$	scalar/vector diquarks
$D_{3,6}^\mu (ud)$	0, 1	$\mathbf{3}, \bar{\mathbf{6}}$	$\frac{1}{3}$	$-\frac{2}{3}$	scalar/vector diquarks; \tilde{d}
$U_{3,6}^\mu (dd)$	0, 1	$\mathbf{3}, \bar{\mathbf{6}}$	$\frac{2}{3}$	$-\frac{2}{3}$	scalar/vector diquarks; \tilde{u}
$u_{3,6}^* (ug)$	$\frac{1}{2}, \frac{3}{2}$	$\mathbf{3}, \bar{\mathbf{6}}$	$\frac{2}{3}$	$\frac{1}{3}$	excited u ; quixes; stringy
$d_{3,6}^* (dg)$	$\frac{1}{2}, \frac{3}{2}$	$\mathbf{3}, \bar{\mathbf{6}}$	$\frac{1}{3}$	$\frac{1}{3}$	excited d ; quixes; stringy
$S_8 (gg)$	0	$\mathbf{8}_S$	0	0	π_{TC}, η_{TC}
$T_8 (gg)$	2	$\mathbf{8}_S$	0	0	stringy
$V_8^0 (u\bar{u}, d\bar{d})$	1	$\mathbf{8}$	0	0	axigluon; g_{KK}, ρ_{TC} ; coloron
$V_8^\pm (u\bar{d})$	1	$\mathbf{8}$	1	0	ρ_{TC}^\pm ; coloron

Table 6.4.1: Summary for resonant particle names, their quantum numbers, and possible underlying models.

scalars, S_8 , and tensors, $T_8^{\mu\nu}$. These interactions can be described in a gauge invariant way by dimension five operators:

$$\mathcal{L}_{gg8} = g_s d^{ABC} \left(\frac{\kappa_S}{\Lambda_S} S_8^A F_{\mu\nu}^B F^{C,\mu\nu} + \frac{\kappa_T}{\Lambda_T} (T_8^{A,\mu\sigma} F_{\mu\nu}^B F_\sigma^{\nu C} + f T_8^A{}_\rho F^{B,\mu\nu} F_{\mu\nu}^C) \right), \quad (6.4.3)$$

where $\Lambda_{S,T}$ are the new physics scales, and the relative coupling factor f is expected to be order one.

Finally, quark-antiquark annihilation can produce colour octet or singlet scalars and vectors with zero or unit charge. The neutral vector-octet is denoted by V_8^0 and the charged vector octet states V_8^\pm . The interaction Lagrangian is then

$$\mathcal{L}_{q\bar{q}V} = g_s \left[V_8^{0,A,\mu} \bar{u} T^A \gamma_\mu (g_L^U P_L + g_R^U P_R) u + V_8^{0,A,\mu} \bar{d} T^A \gamma_\mu (g_L^D P_L + g_R^D P_R) d \right. \\ \left. + \left(V_8^{+,A,\mu} \bar{u} T^A \gamma_\mu (C_L V_L^{\text{CKM}} P_L + C_R V_R^{\text{CKM}} P_R) d + \text{h.c.} \right) \right], \quad (6.4.4)$$

where $V_{L,R}^{\text{CKM}}$ are the left- and right-handed Cabibbo-Kobayashi-Maskawa matrices, respectively. To avoid constraints from flavour physics it is assumed that the CKM matrices align with the SM CKM matrices and that there are no tree level flavour changing neutral currents, *i.e.*, $g_{L,R}^{U,D}$ and $C_{L,R}$ are flavour-diagonal. To obtain the interactions with the colour singlet bosons it is sufficient to replace the representation matrices $T^{A,a}{}_b$ with the Kronecker delta $\delta^a{}_b$. The couplings between octet and singlet scalar and light quarks is constrained to be small by minimal flavour violation [702]. It is possible for a new scalar to have substantial couplings to the third generation quarks consistent with minimal flavour violation if it has a non-trivial representation under the SM flavour groups [703]. We will only consider particles that couple to the light quarks and can be resonantly produced at the LHC. Hence, we ignore scalar singlet and octet contributions to s -channel resonances with quark/anti-quark initial states.

In Table 6.4.1 we summarise the different coloured resonances discussed in this section. We list our notation for the different states along with the leading couplings to SM partons and spin, colour representation, and electric charge of each state. The subscript S on $\mathbf{8}_S$ indicates that this colour octet representation is the symmetric combination of two other octets, as shown in Eq. (6.4.3).

Since all of the resonances listed in Table 6.4.1 couple to SM partons, they can decay back into SM partons. Hence, they can be observed as dijet resonances. We assume that the resonances decay exclusively back into (slim) dijets, *i.e.* not new particles or fat jets from top quarks. If there are additional decay channels, our results can be simply rescaled by a BR.

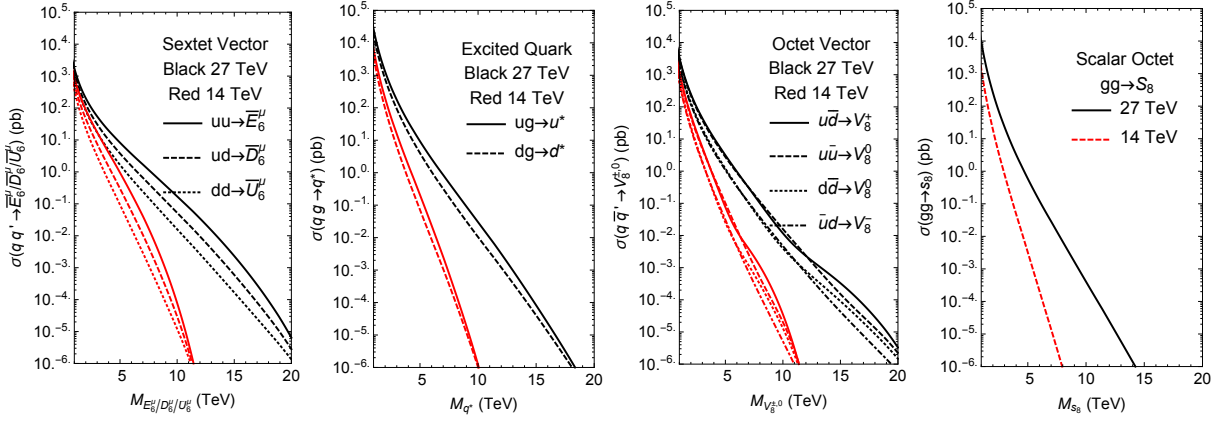


Fig. 6.4.1: Cross sections at HL- and HE-LHC shown in red and black curves, respectively, for (a) sextet diquarks, (b) excited quark, (c) octet vectors, and (d) S_8 .

The cross section for resonance R production via quark and/or gluon initial states at the LHC is

$$\sigma = \mathcal{L}_{12}(\tau_0) \frac{4\pi^2}{S_H} \frac{N_D(2J_R + 1)}{N_1 N_2} \frac{\Gamma(R \rightarrow X_1 X_2)}{M_R} (1 + \delta_{X_1 X_2}), \quad (6.4.5)$$

where X_1, X_2 are the initial state particles, M_R is the resonance mass, $S_H = 14, 27$ TeV is the c.o.m. energy, and J_R is the spin of the resonance. The dimension of the colour representation of the resonance and initial state particles are denoted by N_D and N_1, N_2 , respectively. The parton luminosity is

$$\mathcal{L}_{12}(\tau_0) = \frac{1}{1 + \delta_{X_1 X_2}} \int_{\tau_0}^1 \frac{dx}{x} (f_1(x)f_2(\tau_0/x) + f_2(x)f_1(\tau_0/x)), \quad (6.4.6)$$

where $\tau_0 = M_R^2/S_H$, f_1 is the PDF of X_1 , and f_2 is the PDF of X_2 .

In Fig. 6.4.1 we show the cross sections of (a) sextet diquarks, (b) excited quarks, (c) octet vectors, and (d) S_8 for both the (red) HL- and (black) HE-LHC. These cross sections are calculated using the NNPDF [117] PDF set, the coupling constants $\lambda^{E,U,D}$ and κ_S are set to one, and the new physics scales $\Lambda = \Lambda_S = M_R$. The sextet scalar cross sections are the largest for large resonance mass due to an enhancement from having two valence quarks in the initial state. Somewhat surprisingly, despite the LHC having a reputation as having a large gluon pdf, at very high masses the vector octets produced from quark/anti-quark initial states have larger cross sections than resonances from gluon initial states. This is because the gluon PDF drops precipitously at high momentum fraction. In fact, at the highest resonance masses, S_8 produced from gluon fusion has the lowest cross sections. Although the precise value of these rates depends on the choices of couplings and new physics scale, the gluon pdf suppression is clearly seen by how quickly the excited quark and S_8 cross sections decrease at high resonance masses as compared to the vector octets.

As can be clearly seen, the cross sections greatly increase at the HE-LHC. For a resonance mass around 10 – 11 TeV, we might expect $\mathcal{O}(1)$ events at the HL-LHC with 3 ab^{-1} of data for diquarks, excited quarks, and vector octets. For these resonances and resonance mass, at the HE-LHC with 3 ab^{-1} of data we may expect $\mathcal{O}(10^3 - 10^5)$ events. For S_8 , for a resonance mass of 8 TeV for 3 ab^{-1} we expect $\mathcal{O}(1)$ events at the HL-LHC and $\mathcal{O}(10^4)$ events at the HE-LHC. This is a factor of $\mathcal{O}(10^3 - 10^5)$ increase in the cross sections at the HE-LHC.

Additionally, at the HE-LHC, the mass reach is considerably extended. The baseline for the HE-LHC is 15 ab^{-1} by its end run. For 15 ab^{-1} we expect $\mathcal{O}(10)$ events for 21 TeV diquarks (E_6^u), 19 TeV excited quark (u^*), 21 TeV octet vectors (V_8^+), and 15 TeV octet scalar S_8 . Comparing this to the masses

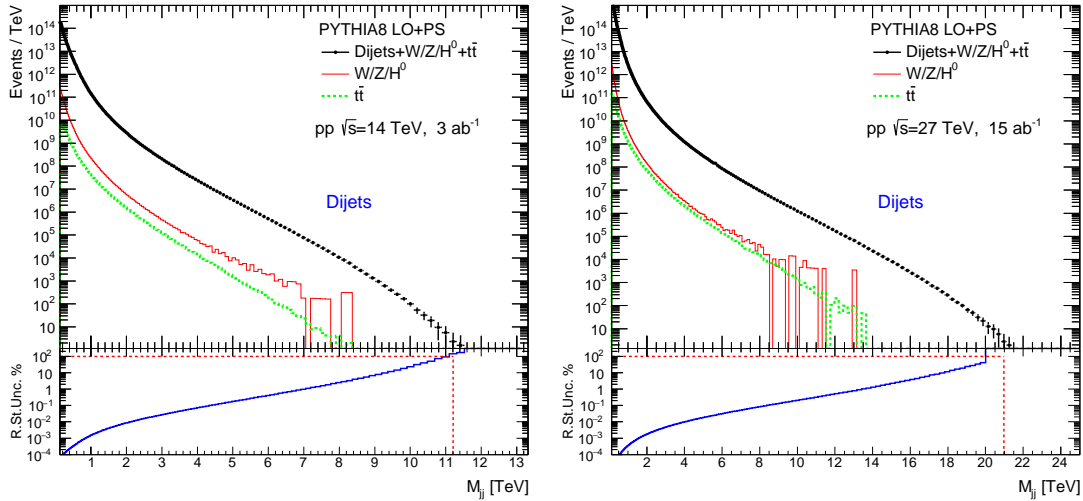


Fig. 6.4.2: Expectations for the dijet invariant mass distribution for 3 ab^{-1} at HL-LHC and 15 ab^{-1} at the HE-LHC using the Pythia generator. Contributions from $W/Z/H^0$ -boson processes and top-quark processes are shown separately (without stacking the histograms). The bottom plots show the relative statistical uncertainties in each bin, together with the line indicating the mass point at which the uncertainty is 100%. The figures are taken from [710].

for which we expect $\mathcal{O}(10)$ events by the end of the HL-LHC, we see that we may expect the mass reach of the HE-LHC to be twice that of the HL-LHC.

6.4.2 Precision searches in dijets at the HL- and HE-LHC

Contributors: S. V. Chekanov, J. T. Childers, J. Proudfoot, R. Wang, D. Frizzell

Model-independent searches for deviations in dijet invariant mass distributions (M_{jj}) predicted by the SM is one of the central studies at the LHC. The main goal of such searches is to find small deviations from background distributions, under the assumption that a new resonant state decaying to partons that form two jets may introduce an excess in dijet masses localised around the resonance mass. In recent years, such searches for new physics at the LHC have been performed by both ATLAS and CMS collaborations (see the recent studies in Ref. [110, 110, 704–709]), but no statistically significant deviations from background expectations were found. Such searches are usually performed for resonances with a width of up to 15% of the resonance mass. Searches for broader resonances are usually more difficult since the available tools to determine the background hypothesis have a number of limitations that do not allow for reliable estimates of background shapes in the presence of broad resonances. Despite the generality of dijet searches, such studies can exclude a number of BSM models, such as models with quantum black holes, excited quarks, and Z' bosons and so on. Currently, the LHC run II data provide the 95% C.L. exclusion limits on BSM resonances up to 6.5 TeV in masses.

Shapes of the background M_{jj} distributions can be affected by several instrumental factors, making such studies difficult for low-mass regions where statistics are large. In the case of inclusive jet production, the rate of dijets is reduced due to triggers with low acceptance rate, which leads to complicated shapes of in the region of M_{jj} below 1 TeV. This leads to difficulties in interpretation of the shapes of the M_{jj} distributions using QCD-motivated fit functions. Recently, such searches have been extended to less inclusive events, such as events with b -jets and associated leptons [711, 712]. These studies rely on less inclusive triggers with low thresholds, thus accessing regions with small dijet masses.

With the increase of the LHC luminosity, searches for new physics beyond the SM in the invariant

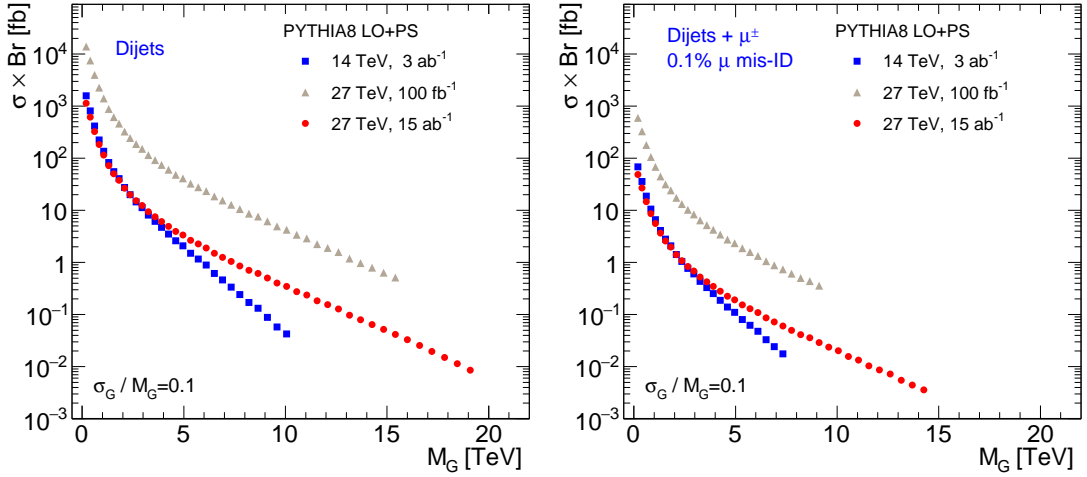


Fig. 6.4.3: Expected 95% C.L. upper limits obtained from the M_{jj} distribution on fiducial cross-section times the BR to two jets for a hypothetical BSM signal approximated by a Gaussian contribution to the dijet mass spectrum. The limits are obtained for the HL-LHC and HE-LHC energies. The figure shows the limits for inclusive dijet production (left) and for events with at least one isolated muon with $p_T > 60$ GeV.

mass of two jets become increasingly important since the large event rate allows one to explore a large M_{jj} phase space with improved statistics. The proposed HL-LHC and HE-LHC experiments will open a new chapter in model independent searches, both in terms of the physics reach and the complexity of derivations of data-driven backgrounds. Here we will give an overview of the physics potential for model-independent searches [710] in dijets for the HE-LHC and HL-LHC experiments, as well as describe some technical problems in understanding of "signal-like" feature on a smoothly falling dijet mass distributions. We will cover searches in inclusive jets, as well as more exclusive searches in events with b -jets and leptons.

The presented studies use MC event generation with representative for the HL-LHC experiment event statistics. This was achieved using high-performance computers at NERSC. The Pythia8 [50] generator with the default parameter settings and the ATLAS A14 tune [665] was used. The c.o.m. collision energy of pp collisions was set to 14 TeV and 27 TeV for the HL-LHC and HE-LHC respectively. About 100 billion MC events with the multi-jet QCD, $t\bar{t}$ and $W + jet$ categories of processes were simulated using the HepSim software [713] deployed on supercomputers at NERSC. Such a large number of events is required in order to obtain M_{jj} distributions which are sufficiently smooth for calculations of limits. In addition, a phase-space re-weighting was used for $2 \rightarrow 2$ processes to increase the statistics in the tail of the M_{jj} distribution as discussed in Ref. [50]. The jets were reconstructed with the anti- k_T algorithm [34], as implemented in the FastJet package [35], using a distance parameter of $R = 0.4$. The minimum transverse momenta of jets was 40 GeV, and the pseudorapidity range was $|\eta| < 2.4$. Dijet invariant masses were reconstructed by combining the two leading jets having the highest transverse momentum. The b -jets are selected by requiring a distance, defined in pseudorapidity and azimuthal angle, between the b -quark and jet to be less than 0.4 and the b -quark p_T to be at least 50% of the jet p_T . A constant 10% mis-tag rate was assumed, which is sufficiently realistic [714] for large $p_T(jet)$.

In addition to jets, muons were also used for such studies. They are required to be isolated using a cone of the size 0.2 in the azimuthal angle and pseudorapidity is defined around the true direction of the lepton. A lepton is considered to be isolated if it carries more than 90% of the cone energy. We also simulated a misidentification rate of muons (or "fake" rate) assuming that a muon can be mis-identified with a rate of 0.1% [715].

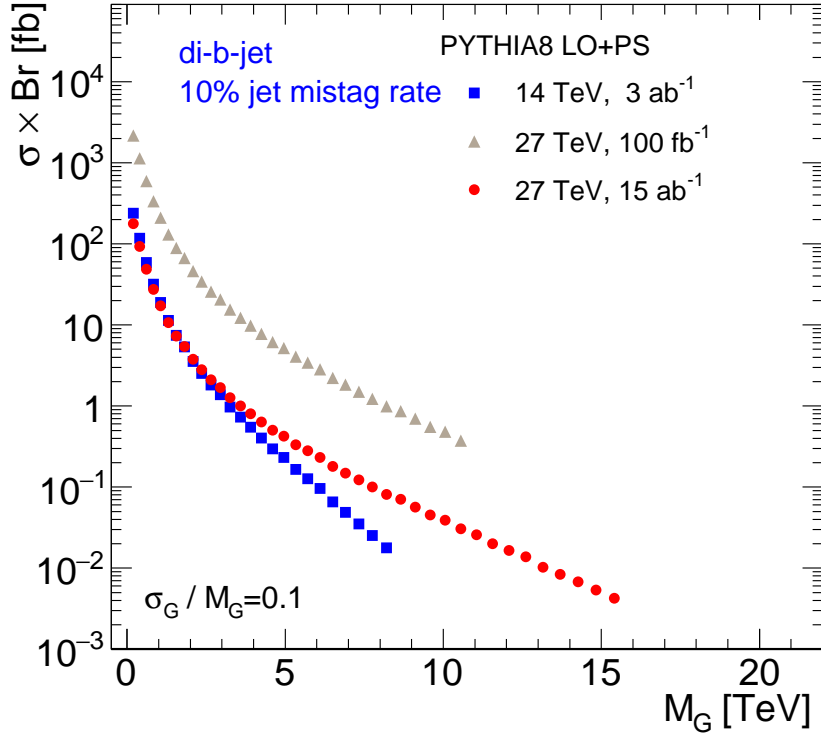


Fig. 6.4.4: Expected 95% C.L. upper limits obtained from the M_{jj} distribution for jets identified as b -jets. The limits are set on fiducial cross-section times the BR to two jets for a hypothetical BSM signal approximated by a Gaussian contribution to the dijet mass spectrum. The limits are obtained for the HL-LHC and HE-LHC energies.

Figure 6.4.2 shows two representative M_{jj} distributions using the simulations discussed above. The results are shown for the HL-LHC and HE-LHC colliders using different integrated luminosities, 3 ab^{-1} (for HL-LHC) and 15 ab^{-1} (for HE-LHC). The figure also shows contributions to the total event rate from $W/Z/H^0$ -boson processes combined and top-quark processes from the hard interactions (shown separately). The lower panel shows the relative statistical uncertainty on the data points, *i.e.* $\Delta d_i/d_i$, where d_i is the number of the events in the bins, and Δd_i its statistical uncertainty (which is $\sqrt{d_i}$ in the case of counting statistics). For a quantitative characterisation of the dijet mass reach, the dash lines on the lower panel show the M_{jj} point at which statistical uncertainty in a bin is 100% (or $\Delta d_i/d_i = 1$). We have chosen this point to define the statistical reach for the measurements using the M_{jj} distributions. The M_{jj} mass reach at the HL-LHC is 11.2 TeV, while the mass reach at the c.o.m. of 27 TeV is close to 21 TeV for the the nominal luminosity of 15 ab^{-1} .

The dijet distributions discussed above were used to set the 95% C.L. upper limit on fiducial cross-section times the BR for a generic Gaussian signal with the width (σ_G) being 10% of the Gaussian peak position. Figure 6.4.3 shows the obtained limits. In addition to inclusive dijet events, this figure shows the upper limits for events with at least one isolated muon with transverse momentum above 60 GeV. The results show that even the HE-LHC experiment with an integrated luminosity of 100 fb^{-1} has advantages over the HL-LHC (with the nominal luminosity of 3 ab^{-1}) in terms of statistical sensitivity to high-mass states. When using the nominal integrated luminosity of 15 ab^{-1} for HE-LHC, the HE-LHC provides a factor of two larger reach for dijet masses compared to the HL-LHC with the nominal luminosity.

Figure 6.4.4 shows the 95% C.L. upper limits obtained from the M_{jj} distribution for events where both leading jets were identified as b -jets. As for the previous simulation based on inclusive jets, the

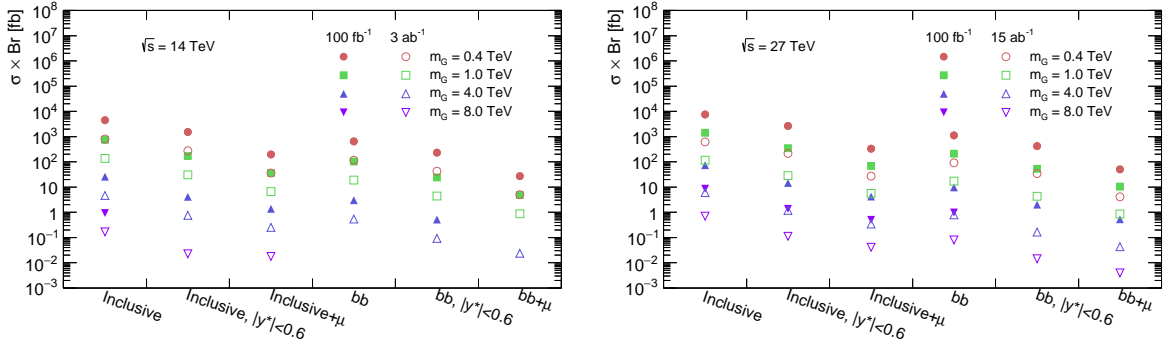


Fig. 6.4.5: Comparisons of the 95% C.L. upper limits obtained from the M_{jj} distribution for the HL-LHC at 14 TeV (left) and the HE-LHC at 27 TeV (right). The limits for the masses 0.4 TeV, 1 TeV, 4 TeV and 8 TeV are shown for 100 fb^{-1} , 3 ab^{-1} and 15 ab^{-1} for different channels with different selections.

physics reach of the HE-LHC with the nominal luminosity is a factor two larger than that of the HL-LHC.

Figure 6.4.5 shows the comparisons of the limits for dijet and muon associated dijet channels with inclusive or b -tagging selections for the 14 TeV and 27 TeV collision energies. In addition to the inclusive jet case, we also calculated the upper limits after applying the rapidity difference requirement $|y^*| < 0.6$ between two jets [716] in order to enhance the sensitivity to heavy BSM particles decaying to jets.

The studies discussed [710] have also shown that searches for signals in dijets invariant masses require well-understood estimates for the M_{jj} background shape. An example of such challenging background shape is shown in Fig. 6.4.2. A data-driven determination of the shape background at the HL-LHC and HE-LHC should be performed with the relative statistical precision of 0.01% per data point for $M_{jj} < 1 \text{ TeV}$. Currently, it is difficult to achieve such precision using the available tools used for the LHC run 2 data.

In conclusion, it was illustrated that the HE-LHC provides substantial improvements for searches of new physics in dijet invariant masses, compared to searches at the HL-LHC. Even for a rather modest 100 fb^{-1} luminosity of the HE-LHC project, the simulations show that the mass reach for dijet searches is about 50% larger than that from the HL-LHC with the nominal luminosity of 3 ab^{-1} . It was also shown that the HE-LHC project with the nominal luminosity of 15 ab^{-1} will extend the HL-LHC mass reach by a factor two. The reported limits can be used for exclusions of BSM resonances decaying that decay to form two jets in inclusive dijet events, events with di- b -jets, and events with associated muons. Note that the actual exclusion ranges significantly depend on expected cross-sections and BRs of BSM models for the HL-LHC and HE-LHC collision energies.

6.4.3 Dissecting heavy diphoton resonances at HL- and HE-LHC

Contributors: B. Allanach, D. Bhatia, A. Iyer

We examine the phenomenology of the production of a heavy resonance X , which decays via other new on-shell particles n into multi- (i.e. three or more) photon final states. In the limit that n has a much smaller mass than X , the multi-photon final state may dominantly appear as a two photon final state because the γ s from the n decay are highly collinear and remain unresolved. We discuss how to discriminate this scenario from $X \rightarrow \gamma\gamma$: rather than discarding non-isolated photons, it is better instead to relax the isolation criterion and instead form photon jet substructure variables. The spins of X and n leave their imprint upon the distribution of pseudorapidity gap $\Delta\eta$ between the apparent two photon states. In some models, the heavy resonance X may decay into nn or $n\gamma$, where n is an additional light

particle, may further decay into photons leading to a multi-photon¹³ final state. Examples of such models include hidden valley models [338, 717], the NMSSM [518] or Higgs portal scenarios [718]. Describing angles in terms of the pseudorapidity η and the azimuthal angle around the beam ϕ , the angular separation between two photons may be quantified by $\Delta R = \sqrt{(\Delta\eta)^2 + (\Delta\phi)^2}$. Neglecting its mass, the opening angle between the two photons coming from a highly boosted on-shell n is

$$\Delta R = \frac{m_n}{\sqrt{z(1-z)}p_T(n)}, \quad (6.4.7)$$

purely from kinematics (this was calculated already in the context of boosted Higgs to $b\bar{b}$ decays [492]), where z and $(1-z)$ are the momentum fractions of the photons¹⁴. Thus,

$$\Delta R = \frac{m_n}{M_X} \frac{2 \cosh \eta(n)}{\sqrt{z(1-z)}}. \quad (6.4.8)$$

In the limit $m_n/M_X \rightarrow 0$, $\Delta R \rightarrow 0$ and the two photons from n are collinear, appearing as one photon; thus several possible interpretations can be ascribed to an apparent diphoton signal.

We assume that any couplings of new particles such as the X (and the n , to be introduced later) to Higgs fields or W^\pm, Z^0 bosons are negligible. Eq. (6.4.9) gives an effective field theoretic interaction Lagrangian for the coupling of X to a pair of photons, when X is a scalar (first line) or a graviton (second line).

$$\begin{aligned} \mathcal{L}_{X=\text{spin } 0}^{int} &= -\eta_{GX} \frac{1}{4} G_{\mu\nu}^a G^{\mu\nu a} X - \eta_{\gamma X} \frac{1}{4} F_{\mu\nu} F^{\mu\nu} X, \\ \mathcal{L}_{X=\text{spin } 2}^{int} &= -\eta_{T\psi X} T_{fermion}^{\alpha\beta} X_{\alpha\beta} - \eta_{TGX} T_{gluon}^{\alpha\beta} X_{\alpha\beta} - \eta_{T\gamma X} T_{photon}^{\alpha\beta} X_{\alpha\beta}. \end{aligned} \quad (6.4.9)$$

where $T_i^{\alpha\beta}$ is the stress-energy tensor for the field i and the η_j are effective couplings of mass dimension -1. $F_{\mu\nu}$ is the field strength tensor of the photon (this may be obtained in a SM invariant way from a coupling involving the field strength tensor of the hypercharge gauge boson), whereas $G_{\mu\nu}^a$ is the field strength tensor of a gluon of adjoint colour index $a \in \{1, \dots, 8\}$. As noted earlier, the direct decay of a vector boson into two photons is forbidden by the Landau-Yang theorem [720, 721].

Although we assume that n is electrically neutral, it may decay to two photons through a loop-level process (as is the case for the SM Higgs boson, for instance). Alternatively, if X is a spin 1 particle, it could be produced by quarks in the proton and then decay into $n\gamma$. The Lagrangian terms would be

$$\mathcal{L}_{X=\text{spin } 1, n}^{int} = -(\lambda_{\bar{q}Xq} \bar{q}_R \gamma_\mu X^\mu q_R + \lambda_{\bar{Q}XQ} \bar{Q}_L \gamma_\mu X^\mu Q_L + H.c.) - \frac{1}{4} \eta_{nX\gamma} n \tilde{X}_{\mu\nu} F^{\mu\nu}, \quad (6.4.10)$$

where λ_i are dimensionless couplings, q_R is a right-handed quark, Q_L is a left-handed quark doublet and $\tilde{X}_{\mu\nu} = \partial_\mu X_\nu - \partial_\nu X_\mu$. The decay $X_{\text{spin}=1} \rightarrow n\gamma$ would have to be a loop-level process, as explicitly exemplified in Ref. [719], since electromagnetic gauge invariance forbids it at tree level. The possible different spins involved in multi-photon production processes, along with our nomenclature for them, are listed in Table 6.4.2. The first tool for model discrimination is the photon sub-jet variable $\lambda_J = \log(1 - p_{T_L}/p_{T_J})$, where P_{T_L} denotes the transverse momentum of the leading photon sub-jet whilst p_{T_J} is the transverse momentum of the whole photon jet. Double pronged photon jets have a peak at $\lambda_J = -0.3$. This may be observed when the signal is multi-photon and m_n is not too small, as Fig. 6.4.6 shows.

Here, we neglect backgrounds and only focus on the signal. This is a good approximation for heavy resonances where backgrounds die off exponentially with invariant mass of the apparent diphoton

¹³In the present paper, whenever we refer to multi-photon final states, we refer to three or more photons.

¹⁴The decay is strongly peaked towards the minimum opening angle $\Delta R = 2m_n/p_T$ [719].

Model	Process
$S2$	$pp \rightarrow S \rightarrow \gamma\gamma$
$S4$	$pp \rightarrow S \rightarrow nn \rightarrow \gamma\gamma + \gamma\gamma$
$V3$	$pp \rightarrow Z' \rightarrow n\gamma \rightarrow \gamma + \gamma\gamma$
$G2_{ff}$	$q\bar{q} \rightarrow G \rightarrow \gamma\gamma$
$G4_{gg}$	$gg \rightarrow G \rightarrow nn \rightarrow \gamma\gamma + \gamma\gamma$
$G4_{ff}$	$\bar{q}q \rightarrow G \rightarrow nn \rightarrow \gamma\gamma + \gamma\gamma$

Table 6.4.2: Cases to discriminate with a scalar n and a heavy resonance which is: scalar (S), spin 1 (Z') or spin 2 (G). We have listed the main signal processes to discriminate between in the second column, ignoring any proton remnants. The notation used for a given model is Xk : $X = S, V, G$ labels the spin of the resonance and k denotes the number of signal photons at the parton level in the final state.

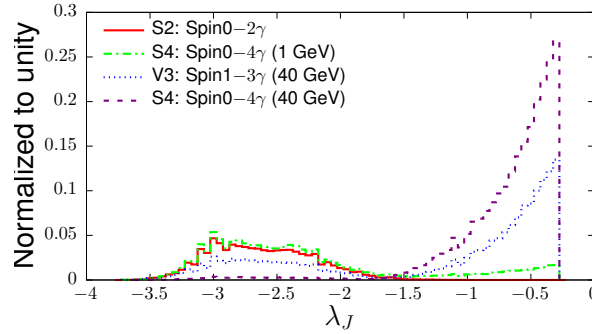


Fig. 6.4.6: Distribution of λ_J variable for various signal hypotheses. m_n is noted in parentheses in the legend for the relevant cases.

pair, provided that the signal cross-section is large enough. The signal cross-section is of course set by the size of the couplings in Eq.s (6.4.9) and (6.4.10), which may be adjusted as required. Here, we consider one of the cases in Table 6.4.2 at a time, with cross-sections of all other cases set to zero.

If there is a sizable peak at $\lambda_J = -0.3$, the model possibilities are $S4, V3, G4_{gg}$ and $G4_{ff}$. Further to this, $V3$ may be further discriminated owing to its double peak structure: at ~ -3 and at -0.3 . We call this case A. If there is no sizable peak, we can either have $S2$ or m_n very small. This latter case we call case B.

After categorisation into case A or B, we can use the fact that each case in Ref. 6.4.2 corresponds to a different distribution in $\Delta\eta$, the difference in pseudorapidity between the two initially identified photons. We plot the $\Delta\eta$ distributions for the different spin cases in Fig. 6.4.7. We calculate N_R , the expected number of signal events required to disfavor a hypothesis H_S over another hypothesis H_T to an odds factor of $R = 20$ from the $\Delta\eta$ distributions in the discretised Kullback-Leibler method proposed in Ref. [722]. From Tables 6.4.3, 6.4.4, we see that our estimate of the required number of signal events to discriminate two signal hypotheses does not change much between the HL-LHC and the HE-LHC. For identical input parameters, we would expect the number of signal events to be higher at the higher energies, meaning that spins can be more effectively discriminated to smaller production cross-sections at the HE-LHC.

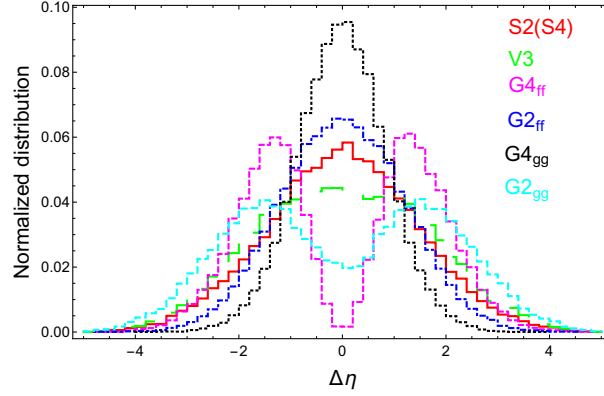


Fig. 6.4.7: Signal $\Delta\eta$ distribution for various different spin combinations at $\sqrt{s} = 27$ TeV, $m_X = 2.5$ TeV. The cases S2 and S4 are practically indistinguishable by eye and so we only plot one histogram for them.

N_R	Ecm	S4	$G4_{gg}$	$G4_{ff}$
S4	14 TeV	∞	23	12
	27 TeV	∞	17	8
$G4_{gg}$	14 TeV	34	∞	5
	27 TeV	24	∞	3
$G4_{ff}$	14 TeV	18	5	∞
	27 TeV	11	4	∞

Table 6.4.3: Spin discrimination in case A: $N_R = \mathcal{L}\sigma_{tot}^{(X)}$, the expected number of total signal events required to be produced to discriminate against the ‘true’ row model versus a column model by a factor of 20 for $m_n = 100$ GeV.

6.4.4 Prospects for diboson resonances at the HL- and HE-LHC

Contributors: R. Les, V. Cavaliere, T. Nitta, K. Terashi, ATLAS

Prospects are presented [723] for the search for resonances decaying to diboson (WW or WZ , collectively called VV where $V = W$ or Z) in the semileptonic channel where one W -boson decays leptonically and the other W or Z -boson decays to quarks ($\ell\nu qq$ channel). The results include sensitivity for such new resonances based on an integrated luminosity of 300 fb^{-1} or 3 ab^{-1} of pp collisions at $\sqrt{s} = 14$ TeV using the ATLAS upgraded detector. Searches in other semileptonic and fully hadronic decay channels are expected to have similar sensitivities at high masses, as observed in the ATLAS searches with Run-2 data. The analysis is based on event selection and classification similar to those used in the Run-1 and Run-2 ATLAS searches.

The prospect for resonance searches presented in this article are interpreted in the context of three different models: a heavy vector triplet (HVT) [724], a RS model and a narrow heavy scalar resonance. The parameters of these models are chosen such that along the whole generated mass range, the resonance widths are less than 6% of the mass value, which is smaller than the detector resolution. The main background sources are W bosons produced in association with jets (W +jets), with significant contributions from top-quark production (both $t\bar{t}$ pair and single-top), non-resonant vector-boson pair production (ZZ , WZ and WW) and Z bosons produced in association with jets (Z +jets). Background originating from multi-jet processes are expected to be negligible due to the event selection requirements.

Small- and Large- R jets (denoted by j and J) are used in the analysis, reconstructed with the anti- k_t algorithm and radius 0.4 and 1.0 respectively. It is assumed that the performance of a future

N_R	Ecm	S_2	S_4	V_3	G_{gg}^2	G_{gg}^4	G_{ff}^2	G_{ff}^4
S_2	14 TeV	∞	19270	198	25	13	85	12
	27 TeV	∞	8676	269	26	16	92	14
S_4	14 TeV	19256	∞	202	25	13	81	13
	27 TeV	8713	∞	311	28	15	83	14
V_3	14 TeV	186	190	∞	55	7	30	19
	27 TeV	261	299	∞	51	10	40	20
G_{gg}^2	14 TeV	28	28	66	∞	4	11	35
	27 TeV	31	33	63	∞	5	13	41
G_{gg}^4	14 TeV	21	21	12	6	∞	47	4
	27 TeV	26	25	16	7	∞	55	5
G_{ff}^2	14 TeV	101	97	37	11	33	∞	8
	27 TeV	103	93	46	12	39	∞	9
G_{ff}^4	14 TeV	18	18	26	36	4	12	∞
	27 TeV	19	20	29	41	5	13	∞

Table 6.4.4: Spin discrimination for case B: $N_R = \mathcal{L}\sigma_{tot}^{(X)}$, the expected number of total signal events required to be produced to discriminate against the ‘true’ row model versus a column model by a factor of 20 at the 14 TeV LHC for $m_n = 10$ GeV.

W/Z -boson tagger at the HL-LHC conditions will have similar, if not better, performance as existing boson taggers.

Events are required to have exactly one lepton satisfying the selection criteria. It is assumed that the effect of trigger thresholds is negligible for the selected leptons with p_T studied in this note. Events are further required to contain a hadronically-decaying W/Z candidate, reconstructed either from two small- R jets, defined as the resolved channel, or from one large- R jet, designated the boosted channel. The missing transverse energy E_T^{miss} has to be greater than 60 GeV, which suppresses multijet background to a negligible level. By constraining the E_T^{miss} + lepton system to be consistent with the W mass, the z component of the neutrino momentum can be reconstructed by solving a quadratic equation. The smallest solution is chosen and in the case where the solution is imaginary, only the real part is taken.

The presence of narrow resonances is searched for in the distribution of reconstructed diboson mass using the signal shapes extracted from simulation of benchmark models. The invariant mass of the diboson system ($m(WV)$) is reconstructed from the leptonic W candidate and hadronic W/Z candidate, the latter of which is obtained from two small- R jets in the resolved channel ($m(\ell\nu jj)$) or large- R jet in the boosted channel ($m(\ell\nu J)$). The background shape and normalisation are obtained from MC simulation with dedicated control regions to constrain systematic uncertainties of the background modeling and normalisation. The search is divided into two orthogonal categories to identify the ggF/q \bar{q} and VBF production modes by identifying additional forward jets. If an event passes the VBF category selection for the additional forward jets (defined below) it is categorised as a VBF candidate event, otherwise as a ggF/q \bar{q} candidate event. Events are then processed by a merged-jet selection then a two resolved-jet selection if they fail the merged selection. This prioritization strategy provides the optimum signal sensitivity as it favors the merged selection which contains less background contributions. Examples of the final distributions can be seen in Fig. 6.4.8 for the merged ggF/q \bar{q} and VBF signal region.

The results are extracted by performing a simultaneous binned maximum-likelihood fit to the $m(WV)$ distributions in the signal regions and the W +jets and $t\bar{t}$ control regions.

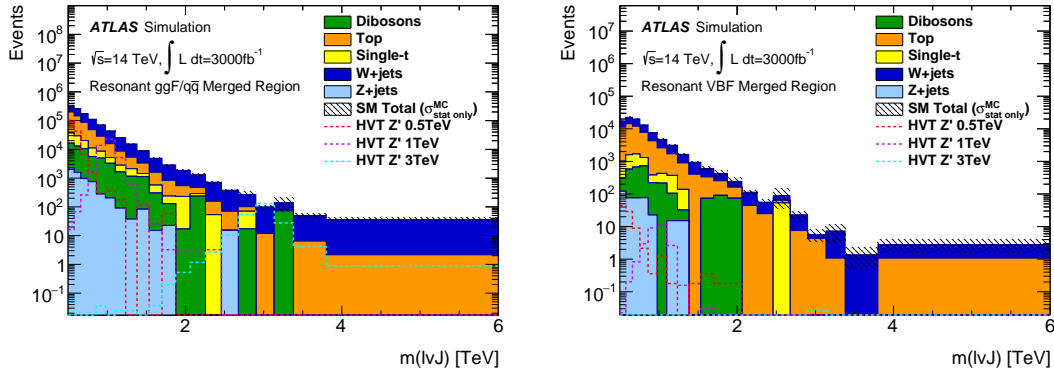


Fig. 6.4.8: Left: final $m(\ell\nu J)$ distribution in the merged signal region for the $ggF/q\bar{q}$ search. Right: final $m(\ell\nu J)$ distributions in the merged signal region for the VBF search. Background distributions are separated into production type. HVT signals are superimposed as dashed curves where appropriate.

The fit includes five background contributions, corresponding to W +jets, $t\bar{t}$, single-top, Z +jets, and diboson. Systematic uncertainties are taken into account as constrained nuisance parameters with Gaussian or log-normal distributions. For each source of systematic uncertainty, the correlations across bins of $m(WV)$ distributions and between different kinematic regions, as well as those between signal and background, are taken into account. The main background modelling systematics, namely the W +jets and $t\bar{t}$ shape uncertainties, are constrained by the corresponding control regions and are treated as uncorrelated among the resolved and merged signal regions.

The expected upper limits are set on the signal cross section times BR as a function of the signal mass. For the HVT W' and Z' the limits are estimated to be 4.3 TeV with $\mathcal{L} = 300 \text{ fb}^{-1}$ and 4.9 TeV with $\mathcal{L} = 3 \text{ ab}^{-1}$ of pp collisions, using the same detector configuration and pileup conditions. For the Bulk graviton the expected limits are estimated as 2.8 and 3.3 TeV at $\mathcal{L} = 300 \text{ fb}^{-1}$ and $\mathcal{L} = 3 \text{ ab}^{-1}$. The values at $\mathcal{L} = 3 \text{ ab}^{-1}$ show an expected increase to the sensitivity of the search to the benchmark signals by ~ 1 TeV with respect to existing limits in this channel in Run-2.

Figure 6.4.9 (left) shows one of the upper limit plots for the $ggF/q\bar{q}$ category at $\mathcal{L} = 3 \text{ ab}^{-1}$. A line showing the theoretical cross section for the HVT Z' decaying into WW via $ggF/q\bar{q}$ production at each mass is superimposed and indicates the mass reach of the search. In the circumstance that HL-LHC sees an excess, the expected sensitivity can also be characterised. The discovery significance is defined as the luminosity required to see a 5σ effect of the signal. Figure 6.4.9 (right) shows the expected discovery significance for the resonant search. The signal significance is the quadratic sum of $s/\sqrt{s+b}$, for each bin of the final discriminant distribution at that luminosity, $s(b)$ representing the number of signal(background) events in the bin. In addition to the expected values, dashed curves shows the expected values for a future W/Z -tagger which has a 50% increase in signal efficiency and a further factor of 2 in background rejection. These values are representative of improvements seen in a recent diboson resonance search in the fully-hadronic $VV \rightarrow qq\bar{q}\bar{q}$ analysis by using track-calorimeter clusters as opposed to locally-calibrated topologically-clustered calorimeter jets. Other possible improvements in W/Z -tagging in the HL-LHC era can originate from usage of more advanced machine-learning techniques to discriminate against the background contribution and better understanding of jet substructure variables with measurements at higher integrated luminosities.

Resonance search at HE-LHC

The prospect analysis [725] at HE-LHC mimics the analysis at HL-LHC but the Delphes simulation is used. Results are interpreted in the context of the heavy vector triplet (HVT) model [724]. The major backgrounds W +jets and $t\bar{t}$ production are simulated with MADGRAPH and AMC@NLO respectively,

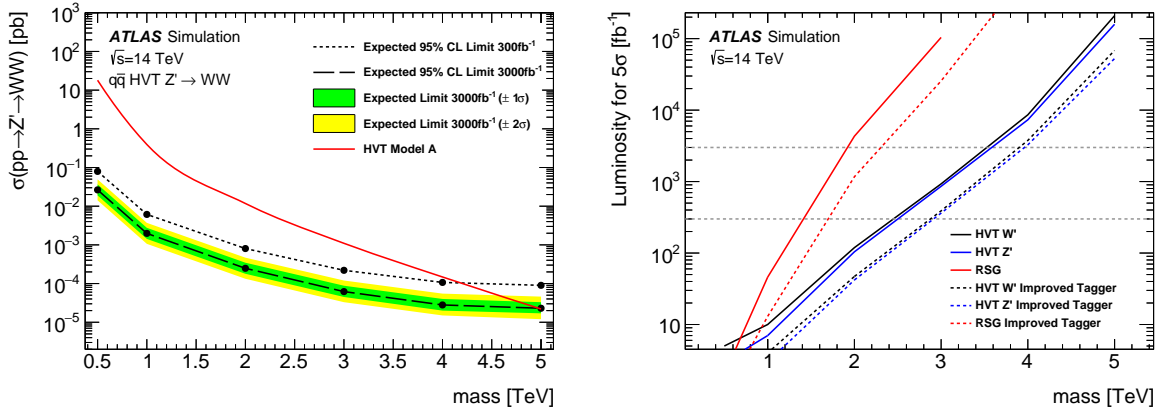


Fig. 6.4.9: Left: 95% C.L. upper limit for the HVT Z' via $ggF/q\bar{q}$ production. Right: expected luminosity required to observe a 5σ signal significance for the HVT W' (black), HVT Z' (blue) and G_{RS} (red). The solid curves shows the sensitivity using the current W/Z -tagger and the dashed curves for a future tagger that has a 50% increased signal efficiency and a factor 2 increased rejection of background.

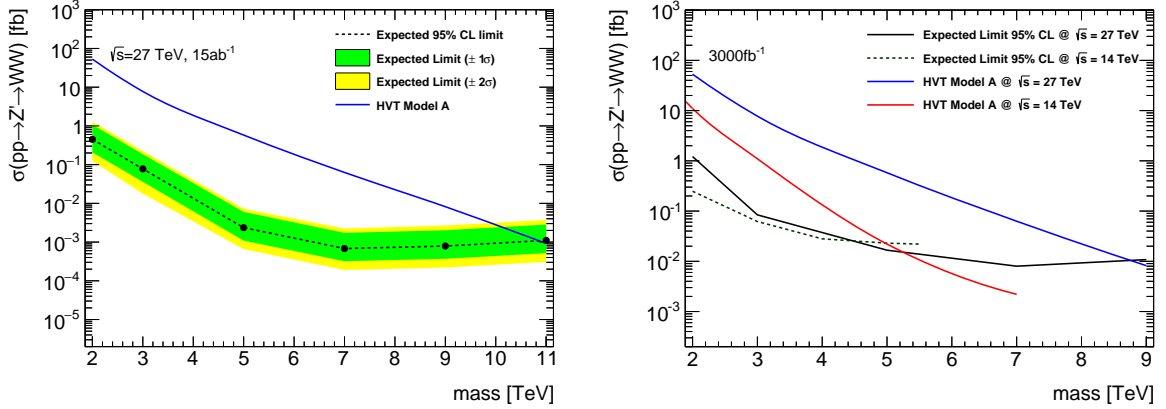


Fig. 6.4.10: 95% C.L. upper limit for the HVT Z' via $ggF/q\bar{q}$ production for the (left) HE-LHC and (right) HL-LHC.

interfaced with Pythia. Z +jets, single top and diboson contribution are not simulated and are expected to contribute at most 10% to the total background.

The analysis sensitivities to the resonance signals are extracted by performing a simultaneous binned maximum-likelihood fit to the m_{WW} distributions as in the HL-LHC in the signal regions and the W +jets and $t\bar{t}$ control regions. The signal region and control regions are defined in the same way.

The expected upper limits set on the signal cross section times BR as a function of the signal mass are shown in Fig. 6.4.10 at 27 TeV and compared to the limits obtained for HL-LHC. Based on the Z' production cross section from the HVT signal model the exclusion mass reach is extracted to be 9 and 11 TeV for integrated luminosities of 3 and 15 ab^{-1} at 27 TeV, using Delphes simulation of a potential detector configuration under no pileup condition.

6.4.5 Prospects for Boosted Object Tagging with Timing Layers at HL-LHC

Contributors: M. D. Klimek

Both CMS and ATLAS are studying new timing detectors to be installed for the high luminosity phase of the LHC. The primary motivation for these new detectors is to aid in mitigating the increased

level of pileup that comes along with the increased luminosity. The $\mathcal{O}(30 \text{ ps})$ timing resolution will permit individual proton-proton interactions within a single bunch crossing to be temporally resolved. Beyond pileup mitigation, these detectors may be useful for novel kinds of searches. For example, it has been proposed in Ref. [726] that they could be used to set limits on long-lived particles. In this section, we point out that this level of timing precision provides the capability of temporally resolving jets for the first time. Currently, jet substructure techniques play a major role in the search for BSM physics. These exploit correlations in momentum and angular distribution of jet constituents to distinguish standard QCD jets from other objects. The capabilities of the new timing layers open up the possibility of extending jet substructure techniques to the time domain. In this section, we will introduce the relevant concepts and suggest that time domain jet substructure can play a complementary role to existing techniques in the search of boosted resonances at the HL-LHC.

Of the various physics objects that are reconstructed by the LHC experiments, jets are unique in that they are collections of particles. The individual jet constituents have some spread in velocity and therefore arrive at the detector over some finite span of time. On dimensional grounds, we can estimate that the typical scale of Lorentz boosts of the jet constituents is $\gamma = E/m \sim E_j/n\Lambda_{\text{QCD}}$, where E_j is the jet energy, n is the hadron multiplicity of the jet, and Λ_{QCD} sets the typical hadron mass. The corresponding scale of the spread in arrival times at a detector a distance R from the interaction point is then of order $\delta t \sim R\delta v \sim R\gamma^{-2}$. For $R \sim 1 \text{ m}$, $E_j \sim 100 \text{ GeV}$, $n \sim 10$, and $\Lambda_{\text{QCD}} \sim 1 \text{ GeV}$, we have $\delta t \sim 100 \text{ ps}$. Thus we see that at typical LHC energies, the proposed timing detectors with $\mathcal{O}(30 \text{ ps})$ resolution should be sensitive to the temporal structure of jets.

We note that this effect is entirely due to the hadronisation process. Any time differences inherent to the perturbative parton shower should be of order $\Lambda_{\text{QCD}}^{-1}$ and will be far below the resolution of the timing detectors. (In practice, the distance from the interaction point to the timing detector will have some dependence on pseudorapidity η . Because the showering process produces radiation in a cone around the original parton direction, the various jet constituents will then have slightly different distances to travel to the detector. However, for reasonably central jets, this will be a small effect.) If, in the hadronisation process, jet constituents are produced with rapidities y distributed according to $dN/dy = f(y)$, then it is easy to verify that at a detector a distance R in any direction from the interaction point, they will arrive distributed in time according to

$$\frac{dN}{dt} = \frac{cRf(y(t))}{(ct)^2 - R^2}, \quad (6.4.11)$$

with $ct > R$, where c is the speed of light and $y(t) = \text{arctanh}(R/ct)$. Although it is not possible to calculate $f(y)$ from first principles, we note that for any reasonably well-behaved $f(y)$ the arrival time distribution will indicate a burst of jet constituents arriving promptly with a tail extending out to later times.

The hadronisation process is treated phenomenologically by a number of models, and we can verify that this behavior is borne out. For example, the simplest form of the Lund string hadronisation model [727] predicts $f(y) = \text{constant}$. PYTHIA implements a more complete version of the Lund model, and we use it to verify the predictions of the preceding paragraphs. We generated a sample of 50 GeV quark jets from e^+e^- annihilation in PYTHIA8, and computed the arrival times of all charged hadrons in each jet at a distance of 1 meter from the interaction point. A histogram with 100 ps bin size of the averaged arrival time profile is shown in Fig. 6.4.11. We can see that the PYTHIA output displays the expected behavior, and we verify that the typical width of the profile is indeed $\mathcal{O}(100\text{ps})$.

A study of the rapidity distribution of jet constituents from arrival time profile of QCD jets could provide additional data with which to tune our models of hadronisation. However, we will now argue that this information also provides a novel method for distinguishing normal QCD jets from jets produced by boosted objects. As described in the preceding paragraphs, in a typical jet we expect most hadrons to arrive together and a few to arrive at later times. Note that under a boost, the ordering of the jet constituents in velocity or rapidity is unchanged. Consider a massive particle that decays in its rest frame

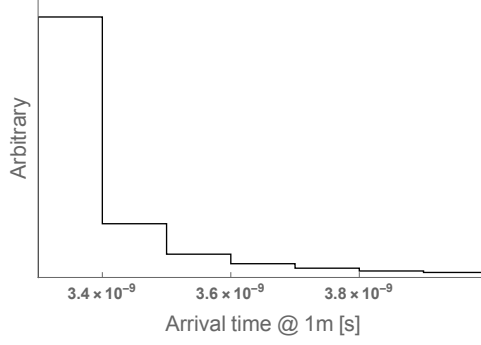


Fig. 6.4.11: Average arrival time profile at 1 meter for charged hadrons in 50 GeV quark jets from e^+e^- annihilation as simulated by PYTHIA8.

producing a jet pointing along the negative x axis. The particles in the tail of its velocity distribution have velocities along the x direction that are less negative than the rest of the jet. Now consider the same massive particle but with a large boost in the positive x direction so that this jet is boosted forward into the positive direction as well. Despite the change in direction, the ordering of the velocities in the jet is the same. The velocities of all jet constituents are now positive, and the tail of the distribution is more positive. We see that if a jet is sufficiently boosted, the tail of its hadron distribution can arrive at the detector first.

In order to quantify this effect, we make use of a simple diagnostic that can distinguish the boosted from the unboosted jets based on their arrival time profiles. Recall that for an unboosted jet, we expect the majority of the charged hadrons to arrive in close temporal proximity with a few arriving later, whereas for a sufficiently boosted jet, one or more charged hadrons may arrive before most of the others. Let t_i and p_i be the arrival times and momenta of the charged hadrons in a jet and \bar{t} be the median charged hadron arrival time. We define the diagnostic function

$$D_\tau = \frac{\sum p_i \Theta(t_i - \bar{t} - \tau)}{\sum p_i}. \quad (6.4.12)$$

The parameter τ should be a value of order the time resolution of the detector. For an unboosted jet, the median arrival time will be in the prompt burst of hadrons. For an appropriate value of τ , none of these hadrons nor any that arrive later will satisfy the theta function, and we will obtain $D_\tau = 0$. However, for boosted jets, some hadrons from the boosted tail may arrive before the main burst. Because the median will still be in the main burst, the early hadrons can satisfy the theta function, in which case we will find $D_\tau > 0$.

To verify this behavior, we generate two samples of jets in PYTHIA8. The first is a sample of 500 GeV quark jets from e^+e^- annihilation. For comparison, we also generate a similar sample of 50 GeV jets, but then boost them by $v = 0.98$. This is comparable to jets that would be observed from Z decay, where the Z has been produced in the decay of a 1 TeV diboson resonance. We choose a conservative value of $\tau = 200$ ps, which is several times the expected timing detector resolution. In the first sample, we find that our diagnostic is zero in all but 1% of events. However, for the boosted jet sample, we obtain non-zero values in 25% of events.

The actual operating environment of the HL-LHC will present additional challenges coming from the noisy hadronic environment. Jet contamination from pileup and underlying event radiation could mimic the early arrival of the tail of a boosted jet. The information from the timing layers will be used to mitigate pileup and jet grooming techniques can be used to remove stray radiation from the jets before their temporal characteristic are analyzed. The timing substructure information can then be combined with existing jet substructure techniques to increase the efficiency for tagging boosted objects, in turn

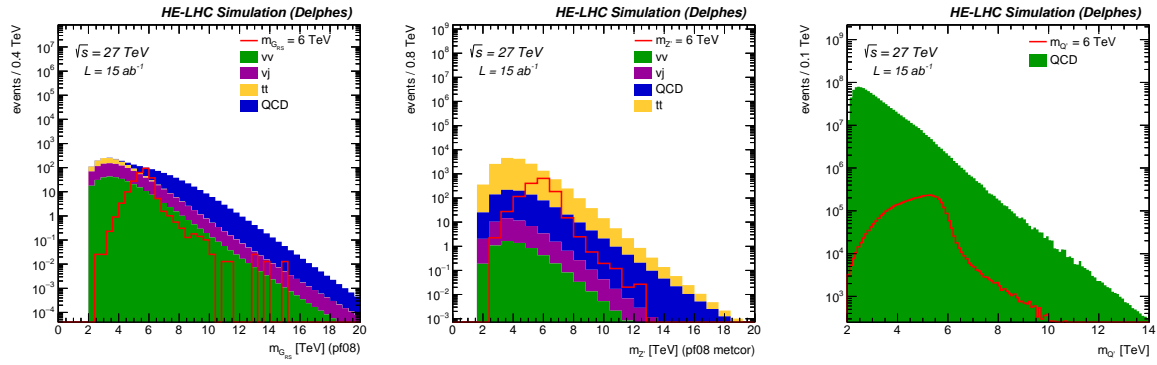


Fig. 6.4.12: Invariant mass distribution of the two selected jets for the full selection for a 6 TeV signal for the three benchmark analyses $Z' \rightarrow t\bar{t}$ (left), $G_{RS} \rightarrow WW$ (centre) and $Q' \rightarrow jj$ (right)

improving the reach of BSM searches. During an HE-LHC phase, even higher boosts can be expected, demanding effective techniques for boosted object tagging. Further details are presented in Ref. [728].

6.4.6 High mass resonance searches at HE-LHC using hadronic final states

Contributors: C. Helsens, D. Jamin, M. Selvaggi

The presence of new resonant states [462, 469, 729–735] decaying to two highly boosted particles decaying hadronically could be observed as an excess in the invariant mass spectrum of two jets over the large SM background. In this section we present the reach at the HE-LHC for three distinct hadronic signatures: $Z' \rightarrow t\bar{t}$, $G_{RS} \rightarrow WW$ and $Q' \rightarrow jj$. For the $Z' \rightarrow t\bar{t}$ decay mode the SSM Z'_{SSM} [661] and a leptophobic Z'_{TC2} [634, 736] have been considered as benchmarks Z' models. For the $G_{RS} \rightarrow WW$ and $Q' \rightarrow jj$ decay modes, a Randall-Sundrum graviton [462] and excited heavy quarks [385, 737] have been taken as a benchmarks respectively.

The decay products of the heavy resonances are typically in the multi-TeV regime and their reconstruction imposes stringent requirements on the detector design. Precise jet energy resolution requires full longitudinal shower containment. Highly boosted W bosons and top quarks decay into highly collimated jets that need to be disentangled from standard QCD jets by characterising their substructure. Thus, in order to achieve high sensitivity excellent granularity is needed both in the tracking detectors and in the calorimeters.

Signal events were generated at LO with PYTHIA 8.230 [68]. The considered SM backgrounds are dijet (QCD), top pairs ($t\bar{t}$), VV and $V + \text{jets}$ where $V = W/Z$, and were generated at LO using MADGRAPH5_aMC@NLO [67]. A conservative constant k-factor of 2 is applied to all the background processes to account for possibly large higher order corrections. The detector simulation was performed with DELPHES [33] assuming an HE-LHC generic detector [688].

An important ingredient of the $Z' \rightarrow t\bar{t}$ and $G_{RS} \rightarrow WW$ searches is the identification of hadronically decaying boosted tops and W bosons. To this end, a tagger using jet substructure observables was developed to discriminate W and top jets against QCD jets. It was found that jets using tracking only information (*track-jets*) feature better angular resolution compared to pure calorimeter based jets. Therefore, track-jets are the optimal choice to build jet substructure observables. The boosted top tagger is built from the following jet substructure observables: the soft-dropped jet mass [494] and N-subjettiness [738] variables $\tau_{1,2,3}$ and their ratios τ_2/τ_1 and τ_3/τ_2 . In addition, the W -jet versus QCD-jet tagger also uses an “isolation-like” variable that exploits the absence of high p_T final state-radiation (FSR) in the vicinity of the W decay products. Following the strategy defined in Ref. [26], we call these variables $E_F(n, \alpha)$ and define them as:

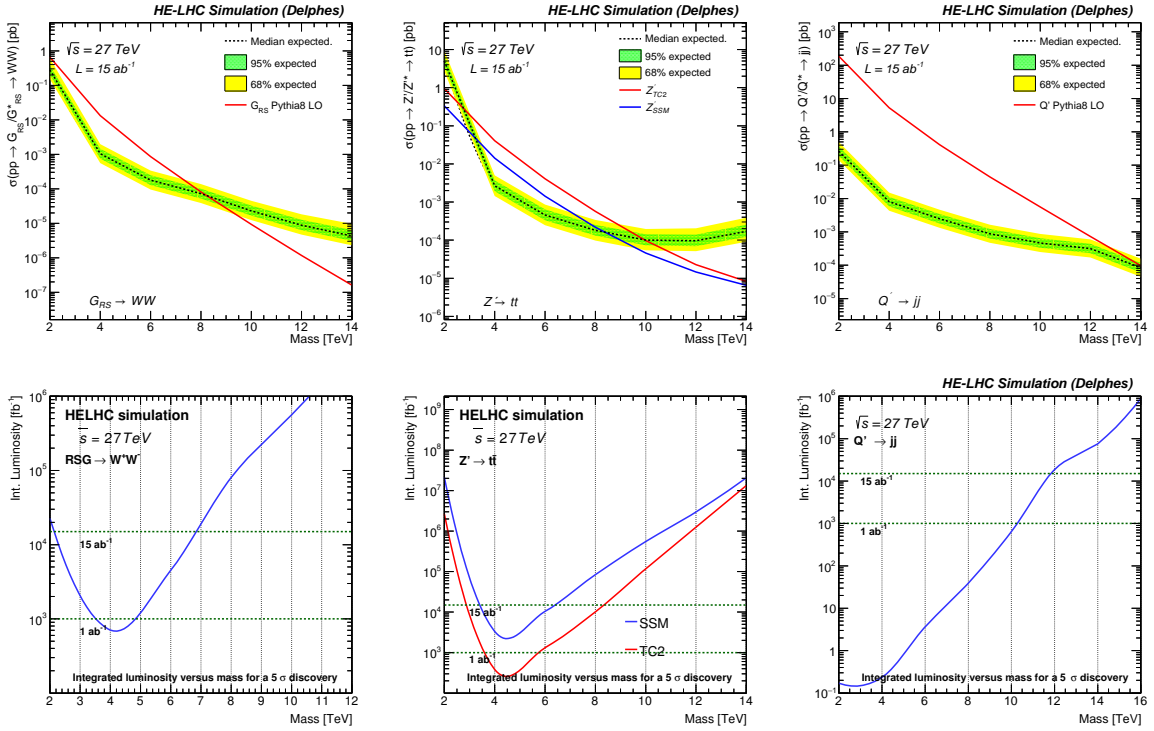


Fig. 6.4.13: Top: exclusion limit at 95% C.L. versus heavy resonance mass for the three benchmark models: $Z' \rightarrow t\bar{t}$ (left), $G_{RS} \rightarrow WW$ (centre) and $Q' \rightarrow jj$ (right). Bottom: integrated luminosity needed for a 5σ discovery as a function of the heavy resonance mass for the three benchmark models.

$$E_F(n, \alpha) = \frac{\sum_{\frac{n-1}{5}\alpha < \Delta R(k, jet) < \frac{n}{5}\alpha} p_T^{(k)}}{\sum_{\Delta R(k, jet) < \alpha} p_T^{(k)}} \quad (6.4.13)$$

We choose $\alpha = 0.05$, construct 5 variables $E_F(n, \alpha)$ with $n = 1..5$ and use them as input to the multivariate tagger. The W tagging performance has significantly better performance than the top-tagging due to the use of the energy-flow variables. We choose our working points with a top and W tagging efficiencies of $\epsilon_S^{\text{top}} = 60\%$ and $\epsilon_S^W = 90\%$ corresponding respectively to a background efficiency of $\epsilon_B^{\text{top}} = \epsilon_B^W = 10\%$.

The event selection proceeds as follows: we require two jets with $p_T > 1$ TeV, $|\eta| < 3$ and a small rapidity gap $\Delta\eta < 1.5$ between the two high p_T jets. For the $Z' \rightarrow t\bar{t}$ and $G_{RS} \rightarrow WW$ searches, the rapidity gap selection is relaxed to $\Delta\eta < 2.4$, both jets are required to be respectively top or W -tagged, and, to further reject background QCD jets, we require for both jets a large soft-dropped mass $m_{SD} > 40$ GeV. Finally, for the $Z' \rightarrow t\bar{t}$ search alone, we require that both selected jets must also be b -tagged. Since no lepton veto is applied, there is also some acceptance for leptonic decays. The sensitivity to semi-leptonic $t\bar{t}$ decays is enhanced by adding the \vec{p}_T^{miss} vector to the closest jet 4-momentum (among the two leading jets). The invariant mass of the two selected jets is used as a discriminant and is shown for the three benchmark analyses in Fig. 6.4.12.

Hypothesis testing is performed using a modified frequentist method based on a profile likelihood fit that takes into account the systematic uncertainties (mostly the background normalisations) as nuisance parameters. The expected exclusion limit at 95% C.L. and discovery reach at 5σ are shown in Fig. 6.4.13 (top and bottom) for the various scenarios that have been considered. At $\sqrt{s} = 27$ TeV, and

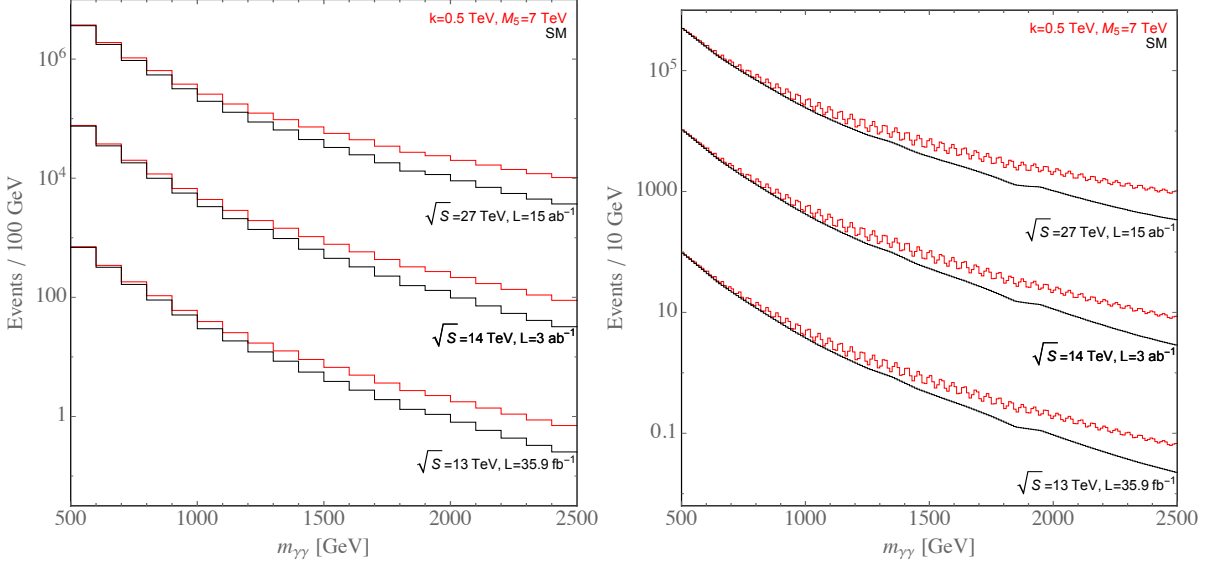


Fig. 6.4.14: Event rates for current integrated luminosity, HL-LHC, and HE-LHC, for the choice $k = 0.5$ TeV and $M_5 = 7$ TeV, which is a parameter point currently on the 95% exclusion contour of a recent CMS analysis [739]. Left: events are shown for a bin width of 100 GeV, as in Ref. [739]. Right: events are shown for a bin width of 10 GeV, which is close to the current experimental resolution, and reveals the oscillating nature of the signal arising due to the closely spaced resonances.

with an integrated luminosity $\mathcal{L} = 15 \text{ ab}^{-1}$, it is possible to discover a G_{RS} up to $m_G \approx 7$ TeV, and to exclude $m_G \lesssim 8$ TeV. For the $Z' \rightarrow t\bar{t}$ search the exclusion reach is $m_{Z'} \lesssim 10(8.5)$ TeV and it is possible to discover it up to $m_{Z'} \approx 8(6.5)$ TeV for the TC2 and SSM models respectively. Finally, for the excited quark model, the exclusion reach is $m_{Q'} \lesssim 14$ TeV and the discovery reach is $m_{Q'} \approx 12$ TeV.

6.4.7 On the power (spectrum) of HL/HE-LHC

Contributors: G. Giudice, Y. Kats, M. McCullough, R. Torre, A. Urbano

Typical searches for heavy new physics beyond the SM focus on particular forms of kinematic features in differential event distributions, such as isolated resonant structures, edges, and fat tails, to name a few. However the space of theoretically consistent BSM signatures extends well beyond these classic signatures.

Recently, in Ref. [740], it was suggested that new physics signatures could give rise to peculiar oscillating patterns in collider data. These signatures may be revealed as a resonance, however rather than being a resonance in the invariant mass distribution within some SM final state, this resonance would show up in Fourier space, after performing a Fourier transform on the relevant collider data.

The particular model studied in Ref. [740], which provides a theoretically robust example of such a signature, is the ‘Linear Dilaton Model’ which is known to be connected to continuum limit of ‘Clockwork’ models. We will refer to all classes of models of this form as CW/LD. The CW/LD models can all give rise to various forms of oscillating patterns within SM final states. In particular, the LD model predicts closely packed resonances, starting at some threshold determined by a parameter ‘ k ’ which is related to an extra-dimensional geometry. These resonances are predicted to have mass splittings at the $\mathcal{O}(\text{few}\%)$ level. Such mass splittings are still greater than the detector energy resolution in some high-resolution final states, such as $\gamma\gamma$ and l^+l^- .

Motivated by this, in Ref. [740] a detailed proposal for a class of collider searches in Fourier space was discussed. In this contribution we provide a simple extension of this proposal to estimate

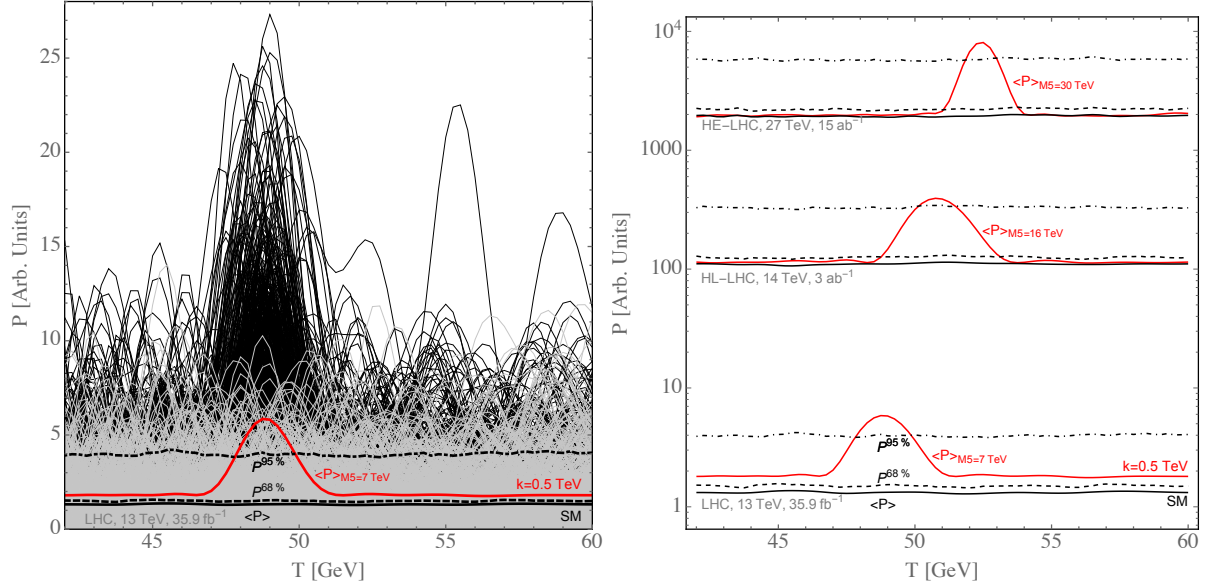


Fig. 6.4.15: Left: example power spectra for 1000 fake experiments at the LHC. The individual SM lines are shown in grey, alongside the mean and confidence intervals. The power with signal ($k = 500$ GeV, $M_5 = 7$ TeV) included is shown in black, alongside the mean in red. Right: the power spectrum, defined in [740], for current integrated luminosity of 35.9 fb^{-1} , HL-LHC, and HE-LHC, for $k = 0.5$ TeV and a variety of values of M_5 . The red lines show the average power in the presence of signal and background. The significance of the peak in the power spectrum at $T \approx 50$ GeV, which corresponds to $T = 1/R$, is clearly seen for higher energy and integrated luminosity colliders.

the expected reach of the HL-LHC and HE-LHC. The analysis is basic and has not been systematically optimised, thus the search reach based on the Fourier space analysis presented here should be considered as a preliminary estimate, however it is likely that a dedicated study could perform better.

In Fig. 6.4.14 we show the spectrum of events in the diphoton final state expected for two choices of binning, to reveal the oscillating nature of the signal. The spectrum is calculated for the EBEB selections of the recent analysis [739]. The SM events are taken from the NNLO prediction calculated in Ref. [739]. In Ref. [739] the normalisation of the NNLO prediction is determined by fitting to the data, which is dominated by the low energy events. To obtain the corresponding prediction at 14 TeV and 27 TeV the SM events are rescaled by the ratio of $q\bar{q}$ PDFs at the same $m_{\gamma\gamma}$, relative to 13 TeV. We adopt the diphoton energy resolution detailed in Ref. [740].

Signal events are generated and passed through the acceptance curves for the EBEB category shown in Ref. [739] and we find good agreement with Ref. [739] for the same signal parameters shown in Figure 5 of Ref. [739]. Similarly to the SM events, 14 TeV and 27 TeV predictions are obtained by reweighting according to the PDF ratio.

In Fig. 6.4.14 the oscillatory pattern due to the multiple closely-spaced resonances is clear. We now move to Fourier space, which is suited to searching for such oscillating patterns. We adopt an analogous diphoton ‘Power’ to the function detailed in Ref. [740], with the modification that, rather than integrating over bins, a discrete Fourier transform, which sums over bin heights at the midpoint energy, is employed. A second modification is that rather than subtracting a fitted curve to find the residuals, we subtract the NNLO prediction detailed in Ref. [739], where the systematics related to the overall normalisation are removed by floating the distribution and fitting to the data.

The resulting power spectrum is illustrated in Fig. 6.4.15. Figure 6.4.15 (right) was obtained by generating 5000 sets of fake experiments, where the number of events in each bin is generated from

a Poisson distribution, for both the SM only and SM + signal hypotheses, before subtracting the SM prediction. The curves for $\langle P \rangle$, $P^{68\%}$, and $P^{95\%}$ represent the mean value of $P(T)$ at a given value of T , over all fake experiments, and also the corresponding upper limits at a given C.L. derived from the distributions. The average value, when signal is included, is also shown for a variety of M_5 values.

In each case, the peak in Fourier space is clearly visible and approaches the $P^{95\%}$ line. We will not attempt a robust statistical analysis here, which would require a thorough treatment of systematics in a likelihood ratio test. Rather, we will focus on the comparison between different colliders. Clearly, if the current LHC data can exclude a parameter point in the ballpark of $k = 0.5$ TeV and $M_5 \approx 7$ TeV, then at the HL-LHC one should be sensitive to $M_5 \approx 16$ TeV, and at the HE-LHC $M_5 \approx 30$ TeV. Furthermore, since the statistics are much higher at these colliders one would presumably benefit from widening the range of $m_{\gamma\gamma}$ considered, thus we expect the reach to exceed these values in a dedicated analysis.

To summarise, in this contribution we have estimated the reach of the HL-LHC and HE-LHC for detecting oscillating patterns in BSM contributions to the differential diphoton spectrum. Such searches have not yet been performed at the LHC and they provide a new target in the search for BSM physics. This estimate is performed in the context of the linear dilaton model, as described in Ref. [740].

We have found that for a warping parameter of $k = 500$ GeV, which sets the mass scale of the first KK graviton resonance, if current limits on the extra-dimensional Planck scale are at the level of $M_5 \approx 7$ TeV, then with HL-LHC they should extend considerably, to around $M_5 \approx 16$ TeV, and at HE-LHC further still, to $M_5 \approx 30$ TeV.

7 Conclusions and Outlook

The LHC is performing superbly and has already moved on from discovering the Higgs boson to accurately measuring its properties. As yet there are no clear deviations from the SM, in Higgs measurements or elsewhere. Nonetheless, with only a fraction of the 150 fb^{-1} recorded data so far analysed, it is possible that surprises await, or that some of the existing small deviations grow. It is also possible that the new physics has small production cross sections either because it is weakly coupled to the initial state at the LHC, or that it is heavy, or both. Weakly coupled states within kinematic reach of the LHC may require increased data sets to uncover, such as the 3 ab^{-1} of the HL-LHC each for ATLAS and CMS, and up to 300 fb^{-1} for the Upgrade II of LHCb. Heavy states instead might require both increased centre-of-mass energy and increased luminosity, such as the 27 TeV and 15 ab^{-1} of the HE-LHC.

The HL- and HE-LHC will both offer new possibilities to test many BSM scenarios, motivated by long-standing problems such as EW Naturalness, dark matter, the flavour problem, neutrino masses, the strong CP problem, and baryogenesis. All these new physics manifestations predict the existence of new particles, which can be searched for at HL-LHC, profiting from the much larger statistics and slightly higher energy, and at the HE-LHC, profiting from the much larger statistics and much higher energy. In both cases the searches will also benefit from detector upgrades. Careful attention has been paid to the impact of these upgrades and the assessment of the future systematic uncertainties, especially for HL-LHC where concrete proposals for the ATLAS, CMS and LHCb experiments exist.

This document contains numerous studies of the increased reach for many BSM scenarios that can be explored at the HL- and HE-LHC options. As well as determining the reach in sensitivity, several studies analyse the ability for HL- and HE-LHC to characterise potential discoveries and distinguish between possible BSM explanations. Rather than give a complete summary of all prospect analyses in this report, we instead provide representative examples of the scope of the BSM searches for the HL-LHC and HE-LHC. Broadly speaking, in most BSM scenarios, we expect the HL-LHC will increase the present reach in mass and coupling by 20 – 50% and potentially discover new physics that is currently unconstrained. The reach of the HE-LHC is generically more than double that of the HL-LHC.

HL-LHC

Supersymmetry

The extension of the kinematic reach for supersymmetry searches at the HL-LHC is reflected foremost in the sensitivity to EW states, including sleptons, but also for gluinos and squarks. Studies under various hypothesis were made, including prompt and long-lived SUSY particle decays. Wino-like chargino pair production processes are studied considering dilepton final states. Masses up to 840 (660) GeV can be excluded (discovered) for charginos decaying as $\tilde{\chi}_1^\pm \rightarrow W^{(*)} \tilde{\chi}_1^0$, in R-parity conserving scenarios with $\tilde{\chi}_1^0$ as the lightest supersymmetric particle. The results extend by about 500 GeV the mass reach obtained with 80 fb^{-1} of 13 TeV pp collisions, and extend beyond the LEP limit by almost an order of magnitude in case of massless neutralinos. Compressed SUSY spectra are theoretically well motivated but are among the most challenging scenarios experimentally, and are barely covered by the Run 2 analyses. HL-LHC searches for low momentum leptons will be sensitive to $\tilde{\chi}^\pm$ masses up to 350 GeV for $\Delta m(\tilde{\chi}_1^\pm, \tilde{\chi}_1^0) \approx 5 \text{ GeV}$, and to mass splittings between 2 and 50 GeV, thus bringing significant new reach to Higgsino models. Similar search techniques can also be used to target pair produced \tilde{e} and $\tilde{\mu}$ in compressed scenarios. If $\Delta m(\tilde{\chi}_1^\pm, \tilde{\chi}_1^0) < 1 \text{ GeV}$, charginos can decay after the inner layers of the pixel detectors.

Dedicated searches for sleptons, characterised by the presence of at least one hadronically-decaying τ and missing E_T , will be sensitive to *currently unconstrained* pair-produced $\tilde{\tau}$: exclusion (discovery) for $m_{\tilde{\tau}}$ up to around 700 (500) GeV can be achieved under realistic assumptions of performance and systematic uncertainties.

In the strong SUSY sector, HL-LHC will probe gluino masses up to 3.2 TeV, with discovery reach

around 3 TeV, in R-parity conserving scenarios and under a variety of assumptions on the \tilde{g} prompt decay mode. This is about 0.8-1 TeV above the Run 2 \tilde{g} mass reach for 80 fb^{-1} . Pair-production of top squarks has been studied assuming $\tilde{t}_1 \rightarrow t\tilde{\chi}_1^0$ and fully hadronic final states with large missing E_T . Top squarks can be discovered (excluded) up to masses of 1.25 (1.7) TeV for massless neutralinos, i.e. $\Delta m(\tilde{t}_1, \tilde{\chi}_1^0) \gg m_t$, under realistic uncertainty assumptions. This extends by about 700 GeV the reach of Run 2 for 80 fb^{-1} . The reach in $m_{\tilde{t}}$ degrades for larger $\tilde{\chi}_1^0$ masses. If $\Delta m(\tilde{t}_1, \tilde{\chi}_1^0) \sim m_t$, the discovery (exclusion) reach is 650 (850) GeV.

Dark Matter and Dark Sectors

Compressed SUSY scenarios, as well as other DM models, can be targeted using signatures such as mono-jet, mono-photon and vector-boson-fusion production. Mono-photon and VBF events allow targeting an EW fermionic triplet (minimal DM), equivalent to a wino-like signature in SUSY, for which there is no sensitivity in Run 2 searches with 36 fb^{-1} . Masses of the $\tilde{\chi}_1^0$ up to 310 GeV (130 GeV) can be excluded by the mono-photon (VBF) channel, with improvements possible, reducing the theoretical uncertainties. Projections for searches for a mono- Z signature, with $Z \rightarrow \ell^+\ell^-$ recoiling against missing E_T , have been interpreted in terms of models with a spin-1 mediator, and models with two Higgs doublets and an additional pseudoscalar mediator a coupling to DM (2HDMa). The exclusion is expected for mediator masses up to 1.5 TeV, and for DM and pseudoscalar masses up to 600 GeV, a factor of ~ 3 better than the 36 fb^{-1} Run-2 constraints. The case of 2HDMa models is complemented by 4-top final states, searched in events with two same-charge leptons, or with at least three leptons. While searches using 36 fb^{-1} Run 2 data have limited sensitivity considering the most favourable signal scenarios (e.g. $\tan\beta = 0.5$), HL-LHC will probe possible evidence of a signal with $\tan\beta = 1$, $m_H = 600 \text{ GeV}$ and mixing angle of $\sin\theta = 0.35$, assuming m_a masses between 400 GeV and 1 TeV, and will allow exclusion for all $200 \text{ GeV} < m_a < 1 \text{ TeV}$. For DM produced in association with bottom or top quarks, where a (pseudo)scalar mediator decays to a DM pair, the HL-LHC will improve the sensitivity to mediator masses by a factor of 3-8 relative to the Run 2 searches with 36 fb^{-1} .

A compelling scenario in the search for portals between the visible and dark sectors is that of the dark photon A' . Prospects for an inclusive search for dark photons decaying into muon or electron pairs indicate that the HL-LHC could cover a large fraction of the theoretically favored $\epsilon - m_{A'}$ space, where ϵ is the kinetic mixing between the photon and the dark photon and $m_{A'}$ the dark photon mass.

Resonances

Several studies of resonance searches, in a variety of final states, have been performed and were presented here. A right-handed gauge boson with SM couplings, decaying as $W_R \rightarrow bt(\rightarrow b\nu)$, can be excluded (discovered) for masses up to 4.9 (4.3) TeV, 1.8 TeV larger than the 36 fb^{-1} Run 2 result. For a sequential SM W' boson in $\ell\nu$ final states ($\ell = e, \mu$), the mass reach improves by more than 2 TeV w.r.t. Run 2 (80 fb^{-1}) reach, and by more than 1 TeV w.r.t. 300 fb^{-1} . The HL-LHC bound will be $M_{W'} = 7.9 \text{ TeV}$, with discovery potential up to $M_{W'} = 7.7 \text{ TeV}$. Projections for searches of SSM Z' bosons in the dilepton final state predict exclusion (discovery) up to masses of 6.5 TeV (6.4 TeV). The 36 fb^{-1} Run-2 exclusion is 4.5 TeV, expected to grow to 5.4 TeV after 300 fb^{-1} . Using top-tagging techniques, a Randall–Sundrum Kaluza–Klein gluon decaying to $t\bar{t}$ is expected to be excluded up to 6.6 TeV and discovered up to 5.7 TeV, extending by over 2 TeV the 36 fb^{-1} bounds.

Models related to the apparent flavour anomalies in B decays suggest the presence of heavy resonances, either Z' or leptoquarks (LQ), coupling to second and/or third generation SM fermions. The HL-LHC will be able to cover a significant portion of the parameter space allowed by flavour constraints, with an exclusion reach up to 4 TeV for the Z' , depending on the structure and size of the Z' couplings. Pair produced scalar LQs coupling to μ (τ) and b-quarks, on the other hand, can be excluded up to masses of 2.5 (1.5) TeV, depending on assumptions on couplings. Finally, prospect studies for third generation

LQ in the $t\mu$ and $t\tau$ channels deliver mass limits (discovery potential) increased by 500 (400) GeV with respect to 36 fb^{-1} , with prospect discovery in the $t\mu$ channel up to 1.7 TeV.

Long-lived particles

In addition to the significant expansion of expected luminosity, new detector upgrades will enable searches in the long-lived particle regime. Muons displaced from the beamline, such as found in SUSY models with $\tilde{\mu}$ lifetimes of $c\tau > 25\text{ cm}$, can be excluded at 95% CL. New fast timing detectors will also be sensitive to displaced photon signatures arising from LLP in the $0.1 < c\tau < 300\text{ cm}$ range.

Prospect studies for disappearing tracks searches using simplified models of $\tilde{\chi}_1^\pm$ production lead to exclusions of chargino masses up to $m(\tilde{\chi}_1^\pm) = 750\text{ GeV}$ (1100 GeV) for lifetimes of 1 ns for the higgsino (wino) hypothesis. When considering the lifetime predicted by theory, masses up to 300 GeV and 830 GeV can be excluded in higgsino and wino models, respectively. This improves the 36 fb^{-1} Run 2 mass reach by a factor of 2-3. The discovery reach is reduced to 160 GeV and 500 GeV respectively, due to the loss in acceptance at low lifetime (0.2 ns), but sensitivity is expected to be recovered with dedicated optimisations.

Several studies are available also for long-lived \tilde{g} . As an example, we expect a 1 TeV extension of the 36 fb^{-1} Run 2 mass reach, for models with \tilde{g} lifetimes $\tau > 0.1\text{ ns}$, and an exclusion of $m_{\tilde{g}}$ up to 3.4-3.5 TeV. Finally, the signature of long-lived dark photons decaying to displaced muons can be reconstructed with dedicated algorithms and is sensitive to very small coupling $\epsilon^2 \sim 10^{-14}$ for masses of the dark photons between 10 and 35 GeV. Complementarities in long-lived particle searches and enhancements in sensitivity might be achieved if new proposals of detectors and experiments such as MATHUSLA, FASER, Codex-B, MilliQan and LHeC are realised in parallel to the HL-LHC.

HE-LHC

Supersymmetry

The increase in energy from 14 TeV to 27 TeV leads to a large increase in the production cross section of heavy coloured states, a 3.5 TeV gluino has nearly a 400-fold increase in production cross section. For supersymmetric spectra without compression the HE-LHC has sensitivity to gluinos up to masses of 6 TeV and discovery potential of 5.5 TeV. The corresponding numbers for stop squarks are 3.5 TeV and 3 TeV, respectively. These results allow to put in perspective the question to what extent classes of “natural” supersymmetric models are within the reach of HE-LHC and can be discovered or excluded conclusively. Examples of specific model scenarios were studied during the Workshop: while HL-LHC can only cover part of the parameter space of the models considered, HE-LHC covers it entirely. The HE-LHC would allow for a 5σ discovery of most natural SUSY models via the observation of both gluinos and stops.

If the coloured states are close in mass to the lightest supersymmetric particle (LSP), the amount of missing transverse momentum (E_T^{miss}) in the event is decreased. The typical multijet + E_T^{miss} SUSY searches are less sensitive and must be replaced with monojet-like analyses. Prospect studies show that if for example the gluino-LSP mass splitting is held at 10 GeV, gluino masses can be excluded up to 2.6 TeV. If the lightest coloured state is the stop, and the \tilde{t} -LSP splitting is such that final states include very off-shell W and b -jets, \tilde{t} masses up to about 1 TeV could be excluded, extending the HL-LHC reach by about a factor of two.

The electroweakino sector of supersymmetry presents a particular challenge for hadronic machines. If the LSP is pure higgsino or wino, there is a very small neutralino-chargino mass splitting ($\sim 340\text{ MeV}$, $\sim 160\text{ MeV}$ respectively) and the chargino has a correspondingly long lifetime ($c\tau \sim 5, 1\text{ cm}$ respectively). The E_T^{miss} is again small unless the pair produced electroweakinos recoil against an ISR jet. Taking into account contributions from both chargino and neutralino production the monojet search will deliver a sensitivity for exclusion (discovery) of winos up to $\sim 600\text{ GeV}$ (300 GeV) and

higgsinos up to ~ 400 GeV (150 GeV). Taking advantage of the long lifetime of the charginos allows searches to be done for disappearing charged tracks. Considering a detector similar to the ones available for HL-LHC, winos below ~ 1800 GeV (1500 GeV) can be excluded (discovered), while the equivalent masses for Higgsinos are ~ 500 (450) GeV.

While these results come short of covering the full range of masses for electroweakinos to be a thermal relic and account for all of DM, the mass range accessible to HE-LHC greatly extends the HL-LHC potential and can be complementary to the indirect detection probes using gamma rays from dwarf-spheroidal galaxies.

Dark Matter

Monojet searches, as well as monophoton and vector-boson-fusion production searches, might be sensitive to generic weakly interactive dark matter candidates beyond compressed SUSY scenarios. Analyses of the reach of the HE-LHC under various assumptions of the structure of the DM-SM coupling have been carried out. Models characterised by the presence of an extended Higgs sector, with Higgs doublets mixing with an additional scalar or pseudoscalar mediator that couples to DM have been studied assuming associate production of DM with a pair of top quarks.

Using leptonic decays of the tops, a fit to the distribution of the opening angle between the two leptons can help distinguish signal from SM processes, after other background-suppressing selections. Assuming the DM is lighter than half the mediator mass, a scalar or pseudoscalar mediator can be ruled out at 95% CL up to 900 GeV using this technique, a factor of 2 higher in mass compared to the HL-LHC bounds.

If a dark sector exists and contains heavy coloured particles, Q , nearly degenerate with the DM and decaying to DM and SM coloured particles, a monojet topology could be again the most sensitive. The rate and shape of the monojet distribution depend upon the mass, spin and colour representation of Q . Fermionic colour triplet Q could be discovered up to 1.1 TeV at the HE-LHC, a fermionic octet will be ruled out if lighter than 1.8 TeV, and a scalar colour triplet almost degenerate in mass to the DM could be probed up to masses of 600 GeV. Should an excess be observed identifying the spin and colour representation, NNLO precision will be needed for the predictions of the SM backgrounds. Analyses of double-ratios of cross sections at varying p_T could be utilised to partially cancel uncertainties.

Resonances

Searches for heavy resonances will greatly benefit from the increased partonic energy of a 27 TeV machine. If the resonance is narrow the search can be data driven but if the resonance is wide it will require a precise understanding of the backgrounds, which presents a formidable challenge. The HE-LHC can expect to approximately double the mass reach on dijet resonances of the HL-LHC. For instance, the reach for an excited quark decaying to dijets will be 14 TeV.

Dilepton resonances, *e.g.* Z' , are present in many gauge extensions of the SM. The exact reach in any model depends upon the coupling to light quarks and BR to charged leptons. A Z' whose couplings to SM quarks and leptons are as in the SM, a so called sequential Z'_{SSM} , will be discoverable in the dilepton channel up to ~ 13 TeV. In the di-tau channel the reconstruction is harder, reducing the reach to ~ 6 TeV. In the di-top channel a Z'_{SSM} will be discovered up to 6 TeV and excluded up to 8 TeV. It is an interesting question to ask: if a resonance is discovered can we determine the nature of the model? Considering a 6 TeV Z' decaying into e, μ, t, b, q final states, it is sufficient to consider three observables ($\sigma \cdot B$, the forward-backward asymmetry, and the rapidity asymmetry) to distinguish between six Z' models in most cases.

Gauge extensions of the SM also often contain new heavy charged vector bosons, W' . One promising search channel for these new particles is the WZ final state. More generally BSM models can contain resonances decaying to di-bosons WZ/WW . Searching for a RS graviton G_{RS} resonance in WW fi-

nal states exploiting the all-hadronic signature presents a considerable challenge and requires dedicated identification of boosted W -jets. The estimated reach is ~ 8 TeV, almost a factor of two increase with respect to the HL-LHC. Diboson searches in $WW \rightarrow \ell\nu qq$ final states are sensitive also to heavy vector triplet (HVT) model produced via $ggF/q\bar{q}$. HVT Z' masses up to 11 TeV can be excluded by HE-LHC, extending the HL-LHC reach by about 6 TeV.

Searches for top partners decaying to a top and a W boson in the same-sign dilepton signature can lead to discovery up to more than 2 TeV, with the possibility to discriminate left- and right-handed couplings at the 2σ level in all the accessible discovery range.

Models related to the generation of the observed pattern of neutrino masses and mixings offer a variety of signatures that could profit from the high energy available at HE-LHC. For instance, searches for lepton flavour violating (LFV) final states with two opposite-sign different-flavour leptons and two jets arising from the production of a heavy pseudo-Dirac neutrino and a SM lepton could test heavy neutrino masses in seesaw models up to more than 1 TeV. In left-right symmetric models, a right-handed heavy W_R boson decaying to a Majorana neutrinos can be discovered with 5 ab^{-1} up to ~ 10.5 TeV and excluded up to masses of around ~ 16 TeV with an integrated luminosity of 15 ab^{-1} . This increases the reach of HL-LHC by about 10 TeV. Doubly charged scalars in type-II seesaw models, can also be searched for in multi-lepton signatures, with a reach in the 1.5 TeV region. Heavy leptons in type-III seesaw models, giving rise to final states with two leptons, jets and b -jets can be excluded (discovered) up to 3.8 (3.2) TeV. For comparison, the exclusion reach for the HL-LHC is about 1.6 TeV.

Finally, models related to observed flavour anomalies in neutral-current B decays, suggest the presence of heavy resonances, either Z' or leptoquarks, coupling to muons and b -quarks. The HE-LHC will be able to cover an ample region of the parameter space allowed by flavour constraints, with an exclusion (discovery) reach up to 10 (7) TeV for the Z' , depending on the assumptions on the Z' couplings structure and size. Pair produced leptoquarks, on the other hand, can be excluded up to masses of 4.2 TeV, again depending on assumptions on couplings. These masses are typically a factor of 2 to 2.5 higher than the HL-LHC sensitivity.

8 Acknowledgements

We would like to thank the LHC experimental Collaborations and the WLCG for their essential support. We are especially grateful for the efforts by the computing, generator and validation groups who were instrumental for the creation of large simulation samples. We thank the detector upgrade groups as well as the physics and performance groups for their input. Not least, we thank the many colleagues who have provided useful comments on the analyses. The research of A. Aboubrahim and P. Nath was supported in part by NSF Grant PHY-1620575. The research of J. Kalinowski and W. Kotlarski was supported in part by the National Science Centre, Poland, HARMONIA project under contract UMO-2015/18/M/ST2/00518 (2016-2019). The work of T. Han, S. Mukhopadhyay, and X. Wang was supported in part by the U.S. Department of Energy under grant No. DE-FG02-95ER40896 and by the PITT PACC. T. Han also acknowledges the hospitality of the Aspen Center for Physics, which is supported by National Science Foundation grant PHY-1607611. The work of S. Chekanov, J. Childers, J. Proudfoot, R. Wang, and D. Frizzell has been created by UChicago Argonne, LLC, Operator of Argonne National Laboratory (“Argonne”). Argonne, a U.S. Department of Energy Office of Science laboratory, is operated under Contract No. DE-AC02-06CH11357. It was also made possible by an allocation of computing time through the ASCR Leadership Computing Challenge (ALCC) program and used resources of the National Energy Research Scientific Computing Center, a DOE Office of Science User Facility supported by the Office of Science of the U.S. Department of Energy under Contract No. DE-AC02-05CH11231. The work of B. Allanach, D. Bhatia, B. Gripaios, A. Iyer, and T. Tevong You has been partially supported by STFC consolidated grants ST/L000385/1, ST/P000681/1. The work of M. Klasen has been supported by the BMBF under contract 05H15PMCCA and the DFG through the Research Training Network 2149 “Strong and weak interactions - from hadrons to dark matter”. T. Jezo was supported by the Swiss National Science Foundation (SNF) under contracts BSCGI0-157722 and CRSII2-160814. The work of F. Sala is partly supported by a PIER Seed Project funding (Project ID PIF-2017-72). The work of M. Heikinheimo has been supported by the Academy of Finland, Grant NO. 31013 G. Cacciapaglia is supported by Institut Franco-Suedois (project Tör) and the Labex-LIO (Lyon Institute of Origins) under grant ANR-10-LABX-66, FRAMA (FR3127, Fédération de Recherche “André Marie Ampère”). G. Ferretti is supported by The Knut and Alice Wallenberg Foundation and the Lars Hierta Memorial Foundation. T. Flacke is supported by the IBS under the project code, IBS-R018-D1. H. Serodio is supported by the ERC under the European Union’s Horizon 2020 research and innovation programme (grant agreement No 668679). D. Camargo and F. S. Queiroz acknowledge financial support from MEC and UFRN. F. S. Queiroz also acknowledges the ICTP-SAIFR FAPESP grant 2016/01343-7 for additional financial support. S. Moretti is supported in part by the NExT Institute and acknowledges partial financial support from the STFC Consolidated Grant ST/L000296/1 and STFC CG ST/P000711/1, and the H2020-MSCA-RISE-2014 grant no. 645722 (NonMinimal-Higgs).

References

- [1] *Final Report of the Workshop on "Physics at HL-LHC, and perspectives on HE-LHC"*, 2018. [CDS].
- [2] A. Dainese, M. Mangano, A. Meyer, A. Nisati, G. Salam, M. Vesterinen, et al., *Physics at HL-LHC, and perspectives on HE-LHC*, 2018. [Twiki].
- [3] ATLAS Collaboration, G. Aad et al., *Observation of a new particle in the search for the Standard Model Higgs boson with the ATLAS detector at the LHC*, *Phys. Lett. B* **716** (2012) 1–29, [arXiv:1207.7214 \[hep-ex\]](#). [Inspire].
- [4] CMS Collaboration, S. Chatrchyan, V. Khachatryan, A. M. Sirunyan, A. Tumasyan, W. Adam, E. Aguilo, T. Bergauer, M. Dragicevic, J. Ero", and C. Fabjan, *Observation of a new boson at a mass of 125 GeV with the CMS experiment at the LHC*, *Phys. Lett. B* **716** (2012) 30–61, [arXiv:1207.7235 \[hep-ex\]](#). [Inspire].
- [5] *The High-Luminosity LHC*, [Webpage].
- [6] G. Apollinari, I. Béjar Alonso, O. Brüning, P. Fessia, M. Lamont, L. Rossi, and L. Taviani, *High-Luminosity Large Hadron Collider (HL-LHC)*, *CERN Yellow Report* **004** (2017). [Inspire].
- [7] ATLAS Collaboration, *Expected performance of the ATLAS detector at the HL-LHC*, in progress, 2018.
- [8] CMS Collaboration, *Expected performance of the physics objects with the upgraded CMS detector at the HL-LHC*, CMS-NOTE-2018-006, 2018. [CDS].
- [9] *HL-LHC CERN Council approval*, [Webpage].
- [10] T. Behnke, J. E. Brau, B. Foster, J. Fuster, M. Harrison, J. M. Paterson, M. Peskin, M. Stanitzki, N. Walker, and H. Yamamoto, *The International Linear Collider Technical Design Report - Volume 1: Executive Summary*, [arXiv:1306.6327 \[physics.acc-ph\]](#). [Inspire].
- [11] H. Baer, T. Barklow, K. Fujii, Y. Gao, A. Hoang, S. Kanemura, J. List, H. E. Logan, A. Nomerotski, and M. Perelstein, *The International Linear Collider Technical Design Report - Volume 2: Physics*, [arXiv:1306.6352 \[hep-ph\]](#). [Inspire].
- [12] C. Adolphsen, M. Barone, B. Barish, K. Buesser, P. Burrows, J. Carwardine, J. Clark, H. Mainaud Durand, G. Dugan, and E. Elsen, *The International Linear Collider Technical Design Report - Volume 3.I: Accelerator & in the Technical Design Phase*, [arXiv:1306.6353 \[physics.acc-ph\]](#). [Inspire].
- [13] C. Adolphsen, M. Barone, B. Barish, K. Buesser, P. Burrows, J. Carwardine, J. Clark, H. Mainaud Durand, G. Dugan, and E. Elsen, *The International Linear Collider Technical Design Report - Volume 3.II: Accelerator Baseline Design*, [arXiv:1306.6328 \[physics.acc-ph\]](#). [Inspire].
- [14] T. Behnke, J. E. Brau, P. N. Burrows, J. Fuster, M. Peskin, M. Stanitzki, Y. Sugimoto, S. Yamada, H. Yamamoto, and H. Abramowicz, *The International Linear Collider Technical Design Report - Volume 4: Detectors*, [arXiv:1306.6329 \[physics.ins-det\]](#). [Inspire].
- [15] L. Linssen, A. Miyamoto, M. Stanitzki, and H. Weerts, *Physics and Detectors at CLIC: CLIC Conceptual Design Report*, [arXiv:1202.5940 \[physics.ins-det\]](#). [Inspire].
- [16] M. Aicheler, P. Burrows, M. Draper, T. Garvey, P. Lebrun, K. Peach, N. Phinney, H. Schmickler, D. Schulte, and N. Toge, *A Multi-TeV Linear Collider Based on CLIC Technology*, *CERN Yellow Report* **007** (2012). [Inspire].
- [17] *The FCC-ee design study*, [Webpage].
- [18] *CEPC-SPPC Preliminary Conceptual Design Report. 1. Physics and Detector*, IHEP-CEPC-DR-2015-01, IHEP-TH-2015-01, IHEP-EP-2015-01, 2015. [Inspire].
- [19] *CEPC-SPPC Preliminary Conceptual Design Report. 2. Accelerator*, IHEP-CEPC-DR-2015-01, IHEP-AC-2015-01, 2015. [Inspire].

- [20] *Muon Accelerator Program*, [Webpage].
- [21] M. Antonelli, M. Boscolo, R. D. Nardo, and P. Raimondi, *Novel proposal for a low emittance muon beam using positron beam on target*, *Nucl. Instrum. Meth. A* **807** (2016) 101–107, [arXiv:1509.04454 \[physics.acc-ph\]](#). [Inspire].
- [22] M. Boscolo, M. Antonelli, O. Blanco-García, S. Guiducci, S. Liuzzo, P. Raimondi, and F. Collamati, *Low emittance muon accelerator studies with production from positrons on target*, *Phys. Rev. Accel. Beams* **21** (2018) no. 6, [arXiv:1803.06696 \[physics.acc-ph\]](#). [Inspire].
- [23] *FCC Conceptual Design Report: Volume 4: The High-Energy LHC (HE-LHC)*, 2018. [Indico].
- [24] *FCC Conceptual Design Report*, 2018. [Indico].
- [25] M. Mangano et al., *Physics at the FCC-hh, a 100 TeV pp collider*, *CERN Yellow Report* **003** (2017), [arXiv:1710.06353 \[hep-ph\]](#). [Inspire].
- [26] M. Mangano, G. Zanderighi, J. A. Aguilar-Saavedra, S. Alekhin, S. Badger, C. Bauer, T. Becher, V. Bertone, M. Bonvini, and S. Boselli, *Physics at a 100 TeV pp Collider: Standard Model Processes*, *CERN Yellow Report* (2017) 1–254, [arXiv:1607.01831 \[hep-ph\]](#). [Inspire].
- [27] R. Contino, D. Curtin, A. Katz, M. Mangano, G. Panico, M. Ramsey-Musolf, G. Zanderighi, C. Anastasiou, W. Astill, and G. Bambhaniya, *Physics at a 100 TeV pp collider: Higgs and EW symmetry breaking studies*, *CERN Yellow Report* **003** (2017) 255–440, [arXiv:1606.09408 \[hep-ph\]](#). [Inspire].
- [28] T. Golling, M. Hance, P. Harris, M. Mangano, M. McCullough, F. Moortgat, P. Schwaller, R. Torre, P. Agrawal, and D. Alves, *Physics at a 100 TeV pp collider: beyond the Standard Model phenomena*, *CERN Yellow Report* **003** (2017) 441–634, [arXiv:1606.00947 \[hep-ph\]](#). [Inspire].
- [29] LHeC Study Group Collaboration, J. L. Abelleira Fernandez et al., *A Large Hadron Electron Collider at CERN Report on the Physics and Design Concepts for Machine and Detector*, *J. Phys. G* **39** (2012) 075001. [Inspire].
- [30] P. Azzi, S. Farry, P. Nason, A. Tricoli, and D. c. Zeppenfeld, *QCD and Standard Model Physics at the HL-LHC and HE-LHC*, CERN-LPCC-2018-03, 2018. [CDS].
- [31] A. Cerri, V. Gligorov, S. Malvezzi, J. Martin Camalich, and J. c. Zupan, *Flavour Physics at the HL-LHC and HE-LHC*, CERN-LPCC-2018-06, 2018. [CDS].
- [32] S. Gori, F. Riva, M. Kado, M. Cepeda, and P. J. c. Iiten, *Higgs Physics at the HL-LHC and HE-LHC*, CERN-LPCC-2018-04, 2018. [CDS].
- [33] DELPHES 3 Collaboration, J. de Favereau, , C. Delaere, P. Demin, A. Giammanco, V. Lemaître, A. Mertens, and M. Selvaggi, *DELPHES 3: a modular framework for fast simulation of a generic collider experiment*, *JHEP* **02** (2014) 57, [arXiv:1307.6346 \[hep-ex\]](#). [Inspire].
- [34] M. Cacciari, G. P. Salam, and G. Soyez, *The anti- k_t jet clustering algorithm*, *JHEP* **04** (2008) 63, [arXiv:0802.1189 \[hep-ph\]](#). [Inspire].
- [35] M. Cacciari, G. P. Salam, and G. Soyez, *FastJet User Manual*, *EPJC* **72** (2012) no. 3, 1896, [arXiv:1111.6097 \[hep-ph\]](#). [Inspire].
- [36] ATLAS Collaboration, *Technical Design Report for the Phase-II Upgrade of the ATLAS TDAQ System*, CERN-LHCC-2017-020, ATLAS-TDR-029, 2017. [CDS].
- [37] CMS Collaboration, *The Phase-2 Upgrade of the CMS L1 Trigger Interim Technical Design Report*, CERN-LHCC-2017-013, CMS-TDR-017, 2017. [CDS].
- [38] ATLAS Collaboration, *Technical Design Report for the ATLAS Inner Tracker Pixel Detector*, CERN-LHCC-2017-021, ATLAS-TDR-030, 2017. [CDS].
- [39] ATLAS Collaboration, *Technical Design Report for the ATLAS Inner Tracker Strip Detector*, CERN-LHCC-2017-005, ATLAS-TDR-025, 2017. [CDS].
- [40] CMS Collaboration, *The Phase-2 Upgrade of the CMS Tracker*, CERN-LHCC-2017-009,

- CMS-TDR-014, 2017. [[CDS](#)].
- [41] ATLAS Collaboration, *Technical Design Report for the Phase-II Upgrade of the ATLAS LAr Calorimeter*, CERN-LHCC-2017-018, ATLAS-TDR-027, 2017. [[CDS](#)].
- [42] CMS Collaboration, *The Phase-2 Upgrade of the CMS Barrel Calorimeters Technical Design Report*, CERN-LHCC-2017-011, CMS-TDR-015, 2017. [[CDS](#)].
- [43] CMS Collaboration, *The Phase-2 Upgrade of the CMS Endcap Calorimeter*, CERN-LHCC-2017-023, CMS-TDR-019, 2017. [[CDS](#)].
- [44] CMS Collaboration, *Technical Proposal for a MIP Timing Detector in the CMS Experiment Phase-2 Upgrade*, CERN-LHCC-2017-027, LHCC-P-009, 2017. [[CDS](#)].
- [45] ATLAS Collaboration, *Technical Design Report for the Phase-II Upgrade of the ATLAS Muon Spectrometer*, CERN-LHCC-2017-017, ATLAS-TDR-026, 2017. [[CDS](#)].
- [46] CMS Collaboration, *The Phase-2 Upgrade of the CMS Muon Detectors*, CERN-LHCC-2017-012, CMS-TDR-016, 2017. [[CDS](#)].
- [47] ATLAS Collaboration, *Technical Design Report for the Phase-II Upgrade of the ATLAS Tile Calorimeter*, CERN-LHCC-2017-019, ATLAS-TDR-028, 2017. [[CDS](#)].
- [48] CMS Collaboration, D. Contardo, M. Klute, J. Mans, L. Silvestris, and J. Butler, *Technical Proposal for the Phase-II Upgrade of the CMS Detector*, CERN-LHCC-2015-010, LHCC-P-008, CMS-TDR-15-02, 2015. [[Inspire](#)].
- [49] ATLAS Collaboration, *Technical Proposal: A High-Granularity Timing Detector for the ATLAS Phase-II Upgrade*, CERN-LHCC-2018-023, LHCC-P-012, 2018. [[CDS](#)].
- [50] T. Sjöstrand, S. Mrenna, and P. Skands, *A Brief Introduction to PYTHIA 8.1*, *Comput. Phys. Commun.* **178** (2008) no. 11, 852–867, [arXiv:0710.3820](#) [[hep-ph](#)]. [[Inspire](#)].
- [51] LHCb Collaboration, I. Belyaev et al., *Handling of the generation of primary events in Gauss, the LHCb simulation framework*, *J. Phys. Conf. Ser.* **331** (2011) 032047. [[Inspire](#)].
- [52] J. Pumplin, D. R. Stump, J. Huston, H.-L. Lai, P. Nadolsky, and W.-K. Tung, *New generation of parton distributions with uncertainties from global QCD analysis*, *JHEP* **07** (2002) 12, [arXiv:hep-ph/0201195](#) [[hep-ph](#)]. [[Inspire](#)].
- [53] J. Allison, K. Amako, J. Apostolakis, H. Araujo, P. Dubois, M. Asai, G. Barrand, R. Capra, S. Chauvie, and R. Chytrcek, *GEANT4 developments and applications*, *IEEE Trans. Nucl. Sci.* **53** (2006) no. 1, 270. [[Inspire](#)].
- [54] GEANT4 Collaboration, S. Agostinelli, J. Allison, K. Amako, J. Apostolakis, H. Araujo, P. Arce, M. Asai, D. Axen, S. Banerjee, and G. Barrand, *GEANT4: A Simulation toolkit*, *Nucl. Instrum. Meth. A* **506** (2003) 250–303. [[Inspire](#)].
- [55] LHCb Collaboration, M. Clemencic et al., *The LHCb simulation application, Gauss: Design, evolution and experience*, *J. Phys. Conf. Ser.* **331** (2011) 032023. [[Inspire](#)].
- [56] R. A. Khalek, S. Bailey, J. Gao, L. Harland-Lang, and J. Rojo, *Towards Ultimate Parton Distributions at the High-Luminosity LHC*, *EPJC* **78** (2018) no. 11, 962, [arXiv:1810.03639](#) [[hep-ph](#)]. [[Inspire](#)].
- [57] T. Han, A. Ismail, and B. Shams Es Haghi, *To appear*, .
- [58] C. Borschensky, M. Krämer, A. Kulesza, M. Mangano, S. Padhi, T. Plehn, and X. Portell, *Squark and gluino production cross sections in pp collisions at $\sqrt{s} = 13, 14, 33$ and 100 TeV*, *EPJC* **74** (2014) no. 12, 3174, [arXiv:1407.5066](#) [[hep-ph](#)]. [[Inspire](#)].
- [59] B. Fuks, M. Klasen, D. R. Lamprea, and M. Rothering, *Gaugino production in proton-proton collisions at a center-of-mass energy of 8 TeV*, *JHEP* **10** (2012) 81, [arXiv:1207.2159](#) [[hep-ph](#)]. [[Inspire](#)].
- [60] B. Fuks, M. Klasen, D. R. Lamprea, and M. Rothering, *Precision predictions for electroweak superpartner production at hadron colliders with Resummino*, *EPJC* **73** (2013) no. 7, 2480,

- [arXiv:1304.0790 \[hep-ph\]](#). [[Inspire](#)].
- [61] B. Fuks, M. Klasen, D. R. Lamprea, and M. Rothering, *Revisiting slepton pair production at the Large Hadron Collider*, *JHEP* **01** (2014) 168, [arXiv:1310.2621 \[hep-ph\]](#). [[Inspire](#)].
- [62] ATLAS Collaboration, *Search for Supersymmetry at the high luminosity LHC with the ATLAS experiment*, ATL-PHYS-PUB-2014-010, 2014. [[CDS](#)].
- [63] ATLAS Collaboration, *Prospects for a search for direct pair production of top squarks in scenarios with compressed mass spectra at the high luminosity LHC with the ATLAS Detector*, ATL-PHYS-PUB-2016-022, 2016. [[CDS](#)].
- [64] ATLAS Collaboration, M. Aaboud, G. Aad, B. Abbott, O. Abdinov, B. Abeloos, S. H. Abidi, O. AbouZeid, N. Abraham, H. Abramowicz, and H. Abreu, *Search for squarks and gluinos in final states with jets and missing transverse momentum using 36 fb^{-1} of $\sqrt{s} = 13\text{ TeV}$ pp collision data with the ATLAS detector*, *Phys. Rev. D* **97** (2018) 112001, [arXiv:1712.02332 \[hep-ex\]](#). [[Inspire](#)].
- [65] CMS Collaboration, A. M. Sirunyan, A. Tumasyan, W. Adam, F. Ambrogi, E. Asilar, T. Bergauer, J. Brandstetter, E. Brondolin, M. Dragicevic, and J. Ero", *Search for natural and split supersymmetry in proton-proton collisions at $\sqrt{s} = 13\text{ TeV}$ in final states with jets and missing transverse momentum*, *JHEP* **05** (2018) 25, [arXiv:1802.02110 \[hep-ex\]](#). [[Inspire](#)].
- [66] T. Cohen, T. Golling, M. Hance, A. Henrichs, K. Howe, J. Loyal, S. Padhi, and J. G. Wacker, *SUSY Simplified Models at 14, 33, and 100 TeV Proton Colliders*, *JHEP* **04** (2014) 117, [arXiv:1311.6480 \[hep-ph\]](#). [[Inspire](#)].
- [67] J. Alwall, R. Frederix, S. Frixione, V. Hirschi, F. Maltoni, O. Mattelaer, H. S. Shao, T. Stelzer, P. Torrielli, and M. Zaro, *The automated computation of tree-level and next-to-leading order differential cross sections, and their matching to parton shower simulations*, *JHEP* **07** (2014) 79, [arXiv:1405.0301 \[hep-ph\]](#). [[Inspire](#)].
- [68] T. Sjöstrand, S. Ask, J. R. Christiansen, R. Corke, N. Desai, P. Ilten, S. Mrenna, S. Prestel, C. O. Rasmussen, and P. Z. Skands, *An Introduction to PYTHIA 8.2*, *Comput. Phys. Commun.* **191** (2015) 159–177, [arXiv:1410.3012 \[hep-ph\]](#). [[Inspire](#)].
- [69] ATLAS Collaboration, M. Aaboud, G. Aad, B. Abbott, J. Abdallah, O. Abdinov, B. Abeloos, R. Aben, O. AbouZeid, N. Abraham, and H. Abramowicz, *Search for squarks and gluinos in final states with jets and missing transverse momentum at $\sqrt{s} = 13\text{ TeV}$ with the ATLAS detector*, *EPJC* **76** (2016) no. 7, 392, [arXiv:1605.03814 \[hep-ex\]](#). [[Inspire](#)].
- [70] ATLAS Collaboration, *ATLAS sensitivity to top squark pair production at the HL-LHC*, ATL-PHYS-PUB-2018-021, 2018. [[CDS](#)].
- [71] ATLAS Collaboration, M. Aaboud et al., *Search for a scalar partner of the top quark in the jets plus missing transverse momentum final state at $\sqrt{s} = 13\text{ TeV}$ with the ATLAS detector*, *JHEP* **12** (2017) 085, [arXiv:1709.04183 \[hep-ex\]](#). [[Inspire](#)].
- [72] A. Pierce and B. Shakya, *Implications of a Stop Sector Signal at the LHC*, *JHEP* **06** (2018) 91, [arXiv:1611.00771 \[hep-ph\]](#). [[Inspire](#)].
- [73] S. P. Martin, *A Supersymmetry primer*, *Adv. Ser. Direct. High Energy Phys.* **2118** (1997) 1–98, [arXiv:hep-ph/9709356 \[hep-ph\]](#). [[Inspire](#)].
- [74] CMS Collaboration, V. Khachatryan, A. M. Sirunyan, A. Tumasyan, W. Adam, E. Asilar, T. Bergauer, J. Brandstetter, E. Brondolin, M. Dragicevic, and J. Ero", *Search for new physics in same-sign dilepton events in proton-proton collisions at $\sqrt{s} = 13\text{ TeV}$* , *EPJC* **76** (2016) no. 8, 439, [arXiv:1605.03171 \[hep-ex\]](#). [[Inspire](#)].
- [75] CMS Collaboration, *Search for SUSY in same-sign dilepton events at 13 TeV*, CMS-PAS-SUS-16-020, 2016. [[Inspire](#)].
- [76] CMS Collaboration, *Search for SUSY with multileptons in 13 TeV data*, CMS-PAS-SUS-16-003, 2016. [[Inspire](#)].

- [77] CMS Collaboration, *Search for SUSY with multileptons in 13 TeV data*, CMS-PAS-SUS-16-022, 2016. [[Inspire](#)].
- [78] H. Baer and X. Tata, *Weak scale supersymmetry: From superfields to scattering events*. 2006. [[Inspire](#)].
- [79] D. Ghosh, *Boosted dibosons from mixed heavy top squarks*, *Phys. Rev. D* **88** (2013) 115013, [arXiv:1308.0320 \[hep-ph\]](#). [[Inspire](#)].
- [80] ATLAS Collaboration, *Prospects for searches for staus, charginos and neutralinos at the high luminosity LHC with the ATLAS Detector*, ATL-PHYS-PUB-2018-048, Geneva, Dec, 2018. [[CDS](#)].
- [81] ATLAS Collaboration, G. Aad et al., *Search for direct production of charginos, neutralinos and sleptons in final states with two leptons and missing transverse momentum in pp collisions at $\sqrt{s} = 8$ TeV with the ATLAS detector*, *JHEP* **05** (2014) 71, [arXiv:1403.5294 \[hep-ex\]](#). [[Inspire](#)].
- [82] ATLAS Collaboration, *Search for direct chargino pair production with W-boson mediated decays in events with two leptons and missing transverse momentum at $\sqrt{s} = 13$ TeV with the ATLAS detector*, ATLAS-CONF-2018-042, 2018. [[Inspire](#)].
- [83] ATLAS Collaboration, M. Aaboud et al., *Search for electroweak production of supersymmetric particles in final states with two or three leptons at $\sqrt{s} = 13$ TeV with the ATLAS detector*, *EPJC* **78** (2018) no. 12, 995, [arXiv:1803.02762 \[hep-ex\]](#). [[Inspire](#)].
- [84] ATLAS Collaboration, *Prospect for a search for direct pair production of a chargino and a neutralino decaying via a W boson and the lightest Higgs boson in final states with one lepton, two b-jets and missing transverse momentum at the high luminosity LHC with the ATLAS Detector*, ATL-PHYS-PUB-2015-032, 2015. [[CDS](#)].
- [85] H. Baer, V. Barger, P. Huang, D. Mickelson, A. Mustafayev, W. Sreethawong, and X. Tata, *Radiatively-driven natural supersymmetry at the LHC*, *JHEP* **1206** (2013) 13, [arXiv:1310.4858 \[hep-ph\]](#). [[Inspire](#)].
- [86] H. Baer, V. Barger, M. Savoy, and X. Tata, *Multichannel assault on natural supersymmetry at the high luminosity LHC*, *Phys. Rev. D* **94** (2016) 035025, [arXiv:1604.07438 \[hep-ph\]](#). [[Inspire](#)].
- [87] CMS Collaboration, *The Phase-2 Upgrade of the CMS Endcap Calorimeter*, CERN-LHCC-2017-023, CMS-TDR-019, 2017. Technical Design Report of the endcap calorimeter for the Phase-2 upgrade of the CMS experiment, in view of the HL-LHC run.
- [88] T. Sjöstrand, S. Mrenna, and P. Skands, *PYTHIA 6.4 Physics and Manual*, *JHEP* **05** (2006) 26, [arXiv:hep-ph/0603175 \[hep-ph\]](#). [[Inspire](#)].
- [89] CMS Collaboration, A. Sirunyan, A. Tumasyan, W. Adam, F. Ambroggi, E. Asilar, T. Bergauer, J. Brandstetter, E. Brondolin, M. Dragicevic, and J. Ero", *Search for electroweak production of charginos and neutralinos in multilepton final states in proton-proton collisions at $\sqrt{s} = 13$ TeV*, *JHEP* **03** (2018) 166, [arXiv:1709.05406 \[hep-ex\]](#). [[Inspire](#)].
- [90] T. Junk, *Confidence level computation for combining searches with small statistics*, *Nucl. Instrum. Meth. A* **434** (1999) 435–443, [arXiv:hep-ex/9902006 \[hep-ex\]](#). [[Inspire](#)].
- [91] A. L. Read, *Presentation of search results: The CL_s technique*, *J. Phys. G* **28** (2002) 2693–2704. [[Inspire](#)].
- [92] CMS Collaboration, A. M. Sirunyan, A. Tumasyan, W. Adam, F. Ambroggi, E. Asilar, T. Bergauer, J. Brandstetter, E. Brondolin, M. Dragicevic, and J. Ero", *Search for new physics in events with two soft oppositely charged leptons and missing transverse momentum in proton-proton collisions at $\sqrt{s} = 13$ TeV*, *Phys. Lett. B* **782** (2018) 440–467, [arXiv:1801.01846 \[hep-ex\]](#). [[Inspire](#)].
- [93] H. Baer, V. Barger, J. S. Gainer, M. Savoy, D. Sengupta, and X. Tata, *Aspects of the same-sign*

- diboson signature from wino pair production with light higgsinos at the high luminosity LHC*, *Phys. Rev. D* **97** (2018) 035012, [arXiv:1710.09103 \[hep-ph\]](#). [[Inspire](#)].
- [94] ATLAS Collaboration, M. Aaboud et al., *Search for electroweak production of supersymmetric states in scenarios with compressed mass spectra at $\sqrt{s} = 13$ TeV with the ATLAS detector*, *Phys. Rev. D* **97** (2018) 052010, [1712.08119](#). [[Inspire](#)].
- [95] ALEPH Collaboration, A. Heister et al., *Search for charginos nearly mass degenerate with the lightest neutralino in e^+e^- collisions at center-of-mass energies up to 209 GeV*, *Phys. Lett. B* **533** (2002) 223–236, [arXiv:hep-ex/0203020 \[hep-ex\]](#). [[Inspire](#)].
- [96] A. G. Akeroyd, S. Moretti, and M. Song, *Light charged Higgs boson with dominant decay to quarks and its search at LHC and future colliders*, [arXiv:1810.05403 \[hep-ph\]](#). [[Inspire](#)].
- [97] CMS Collaboration, *Searches for light higgsino-like charginos and neutralinos at the HL-LHC with the Phase-2 CMS detector*, CMS-PAS-FTR-18-001, 2018. [[Inspire](#)].
- [98] ATLAS Collaboration, *ATLAS sensitivity to winos and higgsinos with a highly compressed mass spectrum at the HL-LHC*, ATL-PHYS-PUB-2018-031, 2018. [[CDS](#)].
- [99] J. C. Pati and A. Salam, *Lepton Number as the Fourth Color*, *Phys. Rev. D* **1011** (1974) 275–289. [[Inspire](#)].
- [100] R. N. Mohapatra and J. C. Pati, *Left-Right Gauge Symmetry and an Isoconjugate Model of CP Violation*, *Phys. Rev. D* **11** (1975) 566–571. [[Inspire](#)].
- [101] R. Kuchimanchi and R. N. Mohapatra, *No parity violation without R-parity violation*, *Phys. Rev. D* **48** (1993) 4352–4360, [arXiv:hep-ph/9306290 \[hep-ph\]](#). [[Inspire](#)].
- [102] K. Babu and R. N. Mohapatra, *Minimal Supersymmetric Left-Right Model*, *Phys. Lett. B* **668** (2008) 404–409, [arXiv:0807.0481 \[hep-ph\]](#). [[Inspire](#)].
- [103] R. N. Mohapatra and A. Rašin, *Simple supersymmetric solution to the strong CP problem*, *Phys. Rev. Lett.* **76** (1996) no. 19, 3490–3493, [arXiv:hep-ph/9511391 \[hep-ph\]](#). [[Inspire](#)].
- [104] C. S. Aulakh, K. Benakli, and G. Senjanović, *Reconciling supersymmetry and left-right symmetry*, *Phys. Rev. Lett.* **79** (1997) no. 12, 2188–2191, [arXiv:hep-ph/9703434 \[hep-ph\]](#). [[Inspire](#)].
- [105] M. Frank, B. Fuks, K. Huitu, S. K. Rai, and H. Waltari, *Resonant slepton production and right sneutrino dark matter in left-right supersymmetry*, *JHEP* **05** (2017) 15, [arXiv:1702.02112 \[hep-ph\]](#). [[Inspire](#)].
- [106] S. Bhattacharya, E. Ma, and D. Wegman, *Supersymmetric left-right model with radiative neutrino mass and multipartite dark matter*, *EPJC* **74** (2014) no. 6, 2902, [arXiv:1308.4177 \[hep-ph\]](#). [[Inspire](#)].
- [107] XENON Collaboration, E. Aprile, J. Aalbers, F. Agostini, M. Alfonsi, L. Althueser, F. Amaro, M. Anthony, F. Arneodo, L. Baudis, and B. Bauermeister, *Dark Matter Search Results from a One Ton-Year Exposure of XENON1T*, *Phys. Rev. Lett.* **121** (2018), [arXiv:1805.12562 \[astro-ph.CO\]](#). [[Inspire](#)].
- [108] PandaX-II Collaboration, X. Cui, A. Abdukerim, W. Chen, X. Chen, Y. Chen, B. Dong, D. Fang, C. Fu, K. Giboni, and F. Giuliani, *Dark Matter Results From 54-Ton-Day Exposure of PandaX-II Experiment*, *Phys. Rev. Lett.* **119** (2017), [arXiv:1708.06917 \[astro-ph.CO\]](#). [[Inspire](#)].
- [109] CMS Collaboration, A. M. Sirunyan, A. Tumasyan, W. Adam, F. Ambroggi, E. Asilar, T. Bergauer, J. Brandstetter, E. Brondolin, M. Dragicic, and J. Ero", *Search for a heavy right-handed W boson and a heavy neutrino in events with two same-flavor leptons and two jets at $\sqrt{s} = 13$ TeV*, *JHEP* **05** (2018) 148, [arXiv:1803.11116 \[hep-ex\]](#). [[Inspire](#)].
- [110] ATLAS Collaboration, M. Aaboud, G. Aad, B. Abbott, J. Abdallah, O. Abdinov, B. Abeloos, S. H. Abidi, O. AbouZeid, N. Abraham, and H. Abramowicz, *Search for new phenomena in dijet events using 37 fb^{-1} of pp collision data collected at $\sqrt{s} = 13$ TeV with the ATLAS detector*,

- Phys. Rev. D **96** (2017) 052004, [arXiv:1703.09127 \[hep-ex\]](#). [[Inspire](#)].
- [111] CMS Collaboration, A. M. Sirunyan, A. Tumasyan, W. Adam, F. Ambrogi, E. Asilar, T. Bergauer, J. Brandstetter, E. Brondolin, M. Dragicevic, and J. Ero", *Search for narrow and broad dijet resonances in proton-proton collisions at $\sqrt{s} = 13$ TeV and constraints on dark matter mediators and other new particles*, **JHEP** **08** (2018) 130, [arXiv:1806.00843 \[hep-ex\]](#). [[Inspire](#)].
- [112] F. Staub, *SARAH 4 : A tool for (not only SUSY) model builders*, **Comput. Phys. Commun.** **185** (2014) no. 6, 1773–1790, [arXiv:1309.7223 \[hep-ph\]](#). [[Inspire](#)].
- [113] L. Basso, B. Fuks, M. E. Krauss, and W. Porod, *Doubly-charged Higgs and vacuum stability in left-right supersymmetry*, **JHEP** **07** (2015) 147, [arXiv:1503.08211 \[hep-ph\]](#). [[Inspire](#)].
- [114] W. Porod, *SPheno, a program for calculating supersymmetric spectra, SUSY particle decays and SUSY particle production at e^+e^- colliders*, **Comput. Phys. Commun.** **153** (2003) no. 2, 275–315, [arXiv:hep-ph/0301101 \[hep-ph\]](#). [[Inspire](#)].
- [115] F. Ambrogi, C. Arina, M. Backovic, J. Heisig, F. Maltoni, L. Mantani, O. Mattelaer, and G. Mohlabeng, *MadDM v.3.0: a Comprehensive Tool for Dark Matter Studies*, [arXiv:1804.00044 \[hep-ph\]](#). [[Inspire](#)].
- [116] C. Degrande, C. Duhr, B. Fuks, D. Grellscheid, O. Mattelaer, and T. Reiter, *UFO - The Universal FeynRules Output*, **Comput. Phys. Commun.** **183** (2012) no. 6, 1201–1214, [arXiv:1108.2040 \[hep-ph\]](#). [[Inspire](#)].
- [117] NNPDF Collaboration, R. D. Ball, V. Bertone, S. Carrazza, C. S. Deans, L. Del Debbio, S. Forte, A. Guffanti, N. P. Hartland, J. I. Latorre, and J. Rojo, *Parton distributions for the LHC Run II*, **JHEP** **04** (2015) 40, [arXiv:1410.8849 \[hep-ph\]](#). [[Inspire](#)].
- [118] E. Conte, B. Fuks, and G. Serret, *MadAnalysis 5, A User-Friendly Framework for Collider Phenomenology*, **Comput. Phys. Commun.** **184** (2013) no. 1, 222–256, [arXiv:1206.1599 \[hep-ph\]](#). [[Inspire](#)].
- [119] E. Conte, B. Dumont, B. Fuks, and C. Wymant, *Designing and recasting LHC analyses with MadAnalysis 5*, **EPJC** **74** (2014) no. 10, 3103, [arXiv:1405.3982 \[hep-ph\]](#). [[Inspire](#)].
- [120] B. Dumont, B. Fuks, S. Kraml, S. Bein, G. Chalons, E. Conte, S. Kulkarni, D. Sengupta, and C. Wymant, *Toward a public analysis database for LHC new physics searches using MADANALYSIS 5*, **EPJC** **75** (2015) no. 2, 56, [arXiv:1407.3278 \[hep-ph\]](#). [[Inspire](#)].
- [121] B. Fuks and S. Mondal, *MadAnalysis 5 implementation of the CMS search for supersymmetry in the multilepton channel with 35.9 fb^{-1} of 13 TeV LHC data (CMS-SUS-16-039)*, . [[Inspire](#)].
- [122] ATLAS Collaboration, G. Aad et al., *Search for the electroweak production of supersymmetric particles in $\sqrt{s} = 8$ TeV pp collisions with the ATLAS detector*, **Phys. Rev. D** **93** (2016) 052002, [arXiv:1509.07152 \[hep-ex\]](#). [[Inspire](#)].
- [123] ATLAS Collaboration, M. Aaboud et al., *Search for the direct production of charginos and neutralinos in final states with tau leptons in $\sqrt{s} = 13$ TeV pp collisions with the ATLAS detector*, **EPJC** **78** (2018) no. 2, 154, [arXiv:1708.07875 \[hep-ex\]](#). [[Inspire](#)].
- [124] CMS Collaboration, *Search for supersymmetry with direct stau production at the HL-LHC with the CMS Phase-2 detector*, CMS-PAS-FTR-18-010, 2018. [[Inspire](#)].
- [125] W. Beenakker, R. Hoepker, and M. Spira, *PROSPINO: A Program for the production of supersymmetric particles in next-to-leading order QCD*, [arXiv:hep-ph/9611232 \[hep-ph\]](#). [[Inspire](#)].
- [126] C. Lester and D. Summers, *Measuring masses of semiinvisibly decaying particles pair produced at hadron colliders*, **Phys. Lett. B** **463** (1999) 99–103, [arXiv:hep-ph/9906349 \[hep-ph\]](#). [[Inspire](#)].
- [127] A. Barr, C. Lester, and P. Stephens, *m_{T2} : the truth behind the glamour*, **J. Phys. G** **29** (2003)

- 2343–2363, [arXiv:hep-ph/0304226 \[hep-ph\]](#). [[Inspire](#)].
- [128] A. Aboubrahim and P. Nath, *Supersymmetry at a 28 TeV hadron collider: HE-LHC*, *Phys. Rev. D* **98** (2018) 015009, [arXiv:1804.08642 \[hep-ph\]](#). [[Inspire](#)].
- [129] A. H. Chamseddine, R. L. Arnowitt, and P. Nath, *Locally Supersymmetric Grand Unification*, *Phys. Rev. Lett.* **49** (1982) 970. [[Inspire](#)].
- [130] P. Nath, R. L. Arnowitt, and A. H. Chamseddine, *Gauge Hierarchy in Supergravity Guts*, *Nucl. Phys. B* **227** (1983) 121–133. [[Inspire](#)].
- [131] L. Hall, J. Lykken, and S. Weinberg, *Supergravity as the Messenger of Supersymmetry Breaking*, *Phys. Rev. D* **27** (1983) 2359–2378. [[Inspire](#)].
- [132] R. L. Arnowitt and P. Nath, *SUSY mass spectrum in $SU(5)$ supergravity grand unification*, *Phys. Rev. Lett.* **69** (1992) 725–728. [[Inspire](#)].
- [133] K. L. Chan, U. Chattopadhyay, and P. Nath, *Naturalness, weak scale supersymmetry and the prospect for the observation of supersymmetry at the Tevatron and at the CERN LHC*, *Phys. Rev. D* **58** (1998) 096004, [arXiv:hep-ph/9710473 \[hep-ph\]](#). [[Inspire](#)].
- [134] A. Aboubrahim and P. Nath, *Supergravity models with 50 – 100 TeV scalars, supersymmetry discovery at the LHC, and gravitino decay constraints*, *Phys. Rev. D* **96** (2017) 075015, [arXiv:1708.02830 \[hep-ph\]](#). [[Inspire](#)].
- [135] A. Aboubrahim, P. Nath, and A. B. Spisak, *Stau coannihilation, compressed spectrum, and SUSY discovery potential at the LHC*, *Phys. Rev. D* **95** (2017) 115030, [arXiv:1704.04669 \[hep-ph\]](#). [[Inspire](#)].
- [136] P. Nath and A. B. Spisak, *Gluino Coannihilation and Observability of Gluinos at LHC RUN II*, *Phys. Rev. D* **93** (2016) 095023, [arXiv:1603.04854 \[hep-ph\]](#). [[Inspire](#)].
- [137] H. Baer, V. Barger, J. S. Gainer, P. Huang, M. Savoy, D. Sengupta, and X. Tata, *Gluino reach and mass extraction at the LHC in radiatively-driven natural SUSY*, *EPJC* **77** (2017) no. 7, 499, [arXiv:1612.00795 \[hep-ph\]](#). [[Inspire](#)].
- [138] H. Baer, V. Barger, J. S. Gainer, H. Serce, and X. Tata, *Reach of the high-energy LHC for gluinos and top squarks in SUSY models with light Higgsinos*, *Phys. Rev. D* **96** (2017) 115008, [arXiv:1708.09054 \[hep-ph\]](#). [[Inspire](#)].
- [139] H. Baer, V. Barger, J. S. Gainer, D. Sengupta, H. Serce, and X. Tata, *LHC luminosity and energy upgrades confront natural supersymmetry models*, *Phys. Rev. D* **98** (2018) 075010, [arXiv:1808.04844 \[hep-ph\]](#). [[Inspire](#)].
- [140] H. Baer, V. Barger, N. Nagata, and S. Michael, *Phenomenological profile of top squarks from natural supersymmetry at the LHC*, *Phys. Rev. D* **95** (2017) 055012, [arXiv:1611.08511 \[hep-ph\]](#). [[Inspire](#)].
- [141] ATLAS Collaboration, *Prospects for benchmark Supersymmetry searches at the high luminosity LHC with the ATLAS Detector*, ATLAS-PHYS-PUB-2013-011, 2013. [[CDS](#)].
- [142] H. Baer, V. Barger, P. Huang, A. Mustafayev, and X. Tata, *Radiative natural SUSY with a 125 GeV Higgs boson*, *Phys. Rev. Lett.* **109** (2012) no. 16, [arXiv:1207.3343 \[hep-ph\]](#). [[Inspire](#)].
- [143] H. Baer, V. Barger, P. Huang, D. Mickelson, A. Mustafayev, and X. Tata, *Radiative natural supersymmetry: Reconciling electroweak fine-tuning and the Higgs boson mass*, *Phys. Rev. D* **87** (2013) 115028, [arXiv:1212.2655 \[hep-ph\]](#). [[Inspire](#)].
- [144] H. Baer, V. Barger, and M. Savoy, *Upper bounds on sparticle masses from naturalness or how to disprove weak scale supersymmetry*, *Phys. Rev. D* **93** (2016) 035016, [arXiv:1509.02929 \[hep-ph\]](#). [[Inspire](#)].
- [145] H. Baer, A. Mustafayev, S. Profumo, A. Belyaev, and X. Tata, *Direct, indirect and collider detection of neutralino dark matter in SUSY models with non-universal Higgs masses*, *JHEP* **07** (2005) 65, [arXiv:hep-ph/0504001 \[hep-ph\]](#). [[Inspire](#)].

- [146] H. Baer, V. Barger, H. Serce, and X. Tata, *Natural generalized mirage mediation*, *Phys. Rev. D* **94** (2016) 115017, [arXiv:1610.06205 \[hep-ph\]](#). [[Inspire](#)].
- [147] H. Baer, V. Barger, and D. Sengupta, *Anomaly mediated SUSY breaking model retrofitted for naturalness*, *Phys. Rev. D* **98** (2018) 015039, [arXiv:1801.09730 \[hep-ph\]](#). [[Inspire](#)].
- [148] H. Baer, V. Barger, P. Huang, D. Mickelson, A. Mustafayev, W. Sreethawong, and X. Tata, *Same sign diboson signature from supersymmetry models with light higgsinos at the LHC*, *Phys. Rev. Lett.* **110** (2013) no. 15, [arXiv:1302.5816 \[hep-ph\]](#). [[Inspire](#)].
- [149] H. Baer, V. Barger, D. Sengupta, and X. Tata, *Is natural higgsino-only dark matter excluded?*, *EPJC* **78** (2018) no. 10, 838, [arXiv:1803.11210 \[hep-ph\]](#). [[Inspire](#)].
- [150] H. Baer, A. Mustafayev, and X. Tata, *Monojets and mono-photons from light higgsino pair production at LHC14*, *Phys. Rev. D* **89** (2014) 055007, [arXiv:1401.1162 \[hep-ph\]](#). [[Inspire](#)].
- [151] T. Han, S. Mukhopadhyay, and X. Wang, *Electroweak Dark Matter at Future Hadron Colliders*, *Phys. Rev. D* **98** (2018) 035026, [arXiv:1805.00015 \[hep-ph\]](#). [[Inspire](#)].
- [152] H. Baer, A. Mustafayev, and X. Tata, *Monojet plus soft dilepton signal from light higgsino pair production at LHC14*, *Phys. Rev. D* **90** (2014) 115007, [arXiv:1409.7058 \[hep-ph\]](#). [[Inspire](#)].
- [153] H. Baer, V. Barger, H. Serce, and K. Sinha, *Higgs and superparticle mass predictions from the landscape*, *JHEP* **03** (2018) 2, [arXiv:1712.01399 \[hep-ph\]](#). [[Inspire](#)].
- [154] MSSM Working Group Collaboration, A. Djouadi, S. Rosier-Lees, M. Bezouh, M. Bizouard, C. Boehm, F. Borzumati, C. Briot, J. Carr, M. Causse, and F. Charles, *The Minimal supersymmetric standard model: Group summary report*, [arXiv:hep-ph/9901246 \[hep-ph\]](#). [[Inspire](#)].
- [155] A. Arbey, M. Battaglia, and F. Mahmoudi, *Implications of LHC Searches on SUSY Particle Spectra: The p MSSM Parameter Space with Neutralino Dark Matter*, *EPJC* **72** (2012) no. 1, 1847, [arXiv:1110.3726 \[hep-ph\]](#). [[Inspire](#)].
- [156] A. Arbey, M. Battaglia, and F. Mahmoudi, *Constraints on the MSSM from the Higgs Sector: A p MSSM Study of Higgs Searches, $B_s^0 \rightarrow \mu^+ \mu^-$ and Dark Matter Direct Detection*, *EPJC* **72** (2012) no. 3, 1906, [arXiv:1112.3032 \[hep-ph\]](#). [[Inspire](#)].
- [157] A. Arbey, M. Battaglia, and F. Mahmoudi, *The Higgs boson, Supersymmetry and Dark Matter: Relations and Perspectives*, *Annalen Phys.* **528** (2016) no. 1-2, 179–186, [arXiv:1504.05091 \[hep-ph\]](#). [[Inspire](#)].
- [158] ATLAS Collaboration, G. Aad et al., *Search for squarks and gluinos with the ATLAS detector in final states with jets and missing transverse momentum using $\sqrt{s} = 8$ TeV proton–proton collision data*, *JHEP* **09** (2014) 176, [arXiv:1405.7875 \[hep-ex\]](#). [[Inspire](#)].
- [159] ATLAS Collaboration, G. Aad et al., *ATLAS Run 1 searches for direct pair production of third-generation squarks at the Large Hadron Collider*, *EPJC* **75** (2015) no. 10, 510, [arXiv:1506.08616 \[hep-ex\]](#). [Erratum: *Eur. Phys. J.C*76,no.3,153(2016)] [[Inspire](#)].
- [160] ATLAS Collaboration, G. Aad et al., *Search for direct top-squark pair production in final states with two leptons in pp collisions at $\sqrt{s} = 8$ TeV with the ATLAS detector*, *JHEP* **06** (2014) 124, [arXiv:1403.4853 \[hep-ex\]](#). [[Inspire](#)].
- [161] ATLAS Collaboration, G. Aad et al., *Search for squarks and gluinos in events with isolated leptons, jets and missing transverse momentum at $\sqrt{s} = 8$ TeV with the ATLAS detector*, *JHEP* **04** (2015) 116, [arXiv:1501.03555 \[hep-ex\]](#). [[Inspire](#)].
- [162] ATLAS Collaboration, G. Aad et al., *Search for direct pair production of a chargino and a neutralino decaying to the 125 GeV Higgs boson in $\sqrt{s} = 8$ TeV pp collisions with the ATLAS detector*, *EPJC* **75** (2015) no. 5, 208, [arXiv:1501.07110 \[hep-ex\]](#). [[Inspire](#)].
- [163] ATLAS Collaboration, G. Aad et al., *Search for direct production of charginos and neutralinos in events with three leptons and missing transverse momentum in $\sqrt{s} = 8$ TeV pp collisions with the*

- ATLAS detector, *JHEP* **04** (2014) 169, [arXiv:1402.7029 \[hep-ex\]](#). [[Inspire](#)].
- [164] ATLAS Collaboration, G. Aad et al., *Search for pair-produced third-generation squarks decaying via charm quarks or in compressed supersymmetric scenarios in pp collisions at $\sqrt{s} = 8$ TeV with the ATLAS detector*, *Phys. Rev. D* **90** (2014) 052008, [arXiv:1407.0608 \[hep-ex\]](#). [[Inspire](#)].
- [165] CMS Collaboration, V. Khachatryan et al., *Search for dark matter, extra dimensions, and unparticles in monojet events in protonproton collisions at $\sqrt{s} = 8$ TeV*, *EPJC* **75** (2015) no. 5, 235, [arXiv:1408.3583 \[hep-ex\]](#). [[Inspire](#)].
- [166] A. Arbey, M. Battaglia, L. Covi, J. Hasenkamp, and F. Mahmoudi, *LHC constraints on Gravitino Dark Matter*, *Phys. Rev. D* **92** (2015) 115008, [arXiv:1505.04595 \[hep-ph\]](#). [[Inspire](#)].
- [167] S. Dawson et al., *Working Group Report: Higgs Boson*, *FERMILAB-CONF-13-671-T*, 2013. [arXiv:1310.8361 \[hep-ex\]](#). [[Inspire](#)].
- [168] A. Arbey, M. Battaglia, and F. Mahmoudi, *Monojet Searches for MSSM Simplified Models*, *Phys. Rev. D* **94** (2016) 055015, [arXiv:1506.02148 \[hep-ph\]](#). [[Inspire](#)].
- [169] G. Corcella and S. Gentile, *Heavy Neutral Gauge Bosons at the LHC in an Extended MSSM*, *Nucl. Phys. B* **866868** (2013) 293–336, [arXiv:1205.5780 \[hep-ph\]](#). [[Inspire](#)].
- [170] G. Corcella, *Phenomenology of supersymmetric Z' decays at the Large Hadron Collider*, *EPJC* **75** (2015) no. 6, 264, [arXiv:1412.6831 \[hep-ph\]](#). [[Inspire](#)].
- [171] J. Y. Araz, G. Corcella, M. Frank, and B. Fuks, *Loopholes in Z' searches at the LHC: exploring supersymmetric and leptophobic scenarios*, *JHEP* **02** (2018) 92, [arXiv:1711.06302 \[hep-ph\]](#). [[Inspire](#)].
- [172] J. Erler, P. Langacker, and T. Li, *The $Z - Z'$ mass hierarchy in a supersymmetric model with a secluded $U(1)'$ breaking sector*, *Phys. Rev. D* **66** (2002) 015002, [arXiv:hep-ph/0205001 \[hep-ph\]](#). [[Inspire](#)].
- [173] K. S. Babu, C. Kolda, and J. March-Russell, *Leptophobic $U(1)'$ s and the $R_b - R_c$ crisis*, *Phys. Rev. D* **54** (1996) 4635–4647, [arXiv:hep-ph/9603212 \[hep-ph\]](#). [[Inspire](#)].
- [174] W. Porod and F. Staub, *SPheno 3.1: Extensions including flavour, CP-phases and models beyond the MSSM*, *Comput. Phys. Commun.* **183** (2012) no. 11, 2458–2469, [arXiv:1104.1573 \[hep-ph\]](#). [[Inspire](#)].
- [175] J. Anderson, A. Avetisyan, R. Brock, S. Chekanov, T. Cohen, N. Dhingra, J. Dolen, J. Hirschauer, K. Howe, and A. Kotwal, *Snowmass Energy Frontier Simulations*, [arXiv:1309.1057 \[hep-ex\]](#). [[Inspire](#)].
- [176] A. Avetisyan, J. M. Campbell, T. Cohen, N. Dhingra, J. Hirschauer, K. Howe, S. Malik, M. Narain, S. Padhi, and M. E. Peskin, *Methods and Results for Standard Model Event Generation at $\sqrt{s} = 14$ TeV, 33 TeV and 100 TeV Proton Colliders (A Snowmass Whitepaper)*, [arXiv:1308.1636 \[hep-ex\]](#). [[Inspire](#)].
- [177] M. W. Goodman and E. Witten, *Detectability of Certain Dark Matter Candidates*, *Phys. Rev. D* **31** (1985) 3059. [[Inspire](#)].
- [178] J. E. Gunn, B. W. Lee, I. Lerche, D. N. Schramm, and G. Steigman, *Some Astrophysical Consequences of the Existence of a Heavy Stable Neutral Lepton*, *Astrophys. J.* **223** (1978) 1015–1031. [[Inspire](#)].
- [179] F. W. Stecker, *The Cosmic Gamma-Ray Background from the Annihilation of Primordial Stable Neutral Heavy Leptons*, *Astrophys. J.* **223** (1978) 1032–1036. [[Inspire](#)].
- [180] J. Silk and M. Srednicki, *Cosmic Ray anti-Protons as a Probe of a Photino Dominated Universe*, *Phys. Rev. Lett.* **53** (1984) 624. [[Inspire](#)].
- [181] L. M. Krauss, K. Freese, W. Press, and D. Spergel, *Cold dark matter candidates and the solar neutrino problem*, *Astrophys. J.* **299** (1985) 1001. [[Inspire](#)].

- [182] J. Silk, K. A. Olive, and M. Srednicki, *The Photino, the Sun and High-Energy Neutrinos*, *Phys. Rev. Lett.* **55** (1985) 257–259. [[Inspire](#)].
- [183] D. N. Spergel and P. J. Steinhardt, *Observational evidence for selfinteracting cold dark matter*, *Phys. Rev. Lett.* **84** (2000) 3760–3763, [arXiv:astro-ph/9909386](#) [[astro-ph](#)]. [[Inspire](#)].
- [184] O. Buchmueller, C. Doglioni, and L. T. Wang, *Search for dark matter at colliders*, *Nature Phys.* **13** (2017) no. 3, 217–223. [[Inspire](#)].
- [185] B. Penning, *The pursuit of dark matter at colliders—an overview*, *J. Phys. G* **45** (2018) 063001, [arxiv:1712.01391](#) [[hep-ex](#)]. [[Inspire](#)].
- [186] ATLAS Collaboration, *Extrapolation of E_T^{miss} + jet search results to an integrated luminosity of 300 fb^{-1} and 3000 fb^{-1}* , ATL-PHYS-PUB-2018-043, 2018. [[CDS](#)].
- [187] ATLAS Collaboration, M. Aaboud, G. Aad, B. Abbott, O. Abidinov, B. Abeloos, S. H. Abidi, O. AbouZeid, N. Abraham, H. Abramowicz, and H. Abreu, *Search for dark matter and other new phenomena in events with an energetic jet and large missing transverse momentum using the ATLAS detector*, *JHEP* **01** (2018) 126, [arXiv:1711.03301](#) [[hep-ex](#)]. [[Inspire](#)].
- [188] J. Lindert, S. Pozzorini, R. Boughezal, J. Campbell, A. Denner, S. Dittmaier, A. Gehrmann-De Ridder, T. Gehrmann, N. Glover, and A. Huss, *Precise predictions for V +jets dark matter backgrounds*, *EPJC* **77** (2017) no. 12, 829, [arXiv:1705.04664](#) [[hep-ph](#)]. [[Inspire](#)].
- [189] U. Haisch, F. Kahlhoefer, and E. Re, *QCD effects in mono-jet searches for dark matter*, *JHEP* **12** (2013) 7, [arXiv:1310.4491](#) [[hep-ph](#)]. [[Inspire](#)].
- [190] J. Bellm, S. Gieseke, D. Grellscheid, S. Pla"tzer, M. Rauch, C. Reuschle, P. Richardson, P. Schichtel, M. H. Seymour, and A. Sio'dmok, *Herwig 7.0/Herwig++ 3.0 release note*, *EPJC* **76** (2016) no. 4, 196, [arXiv:1512.01178](#) [[hep-ph](#)]. [[Inspire](#)].
- [191] T. Gleisberg, S. Höche, F. Krauss, M. Schönherr, S. Schumann, F. Siegert, and J. Winter, *Event generation with SHERPA 1.1*, *JHEP* **02** (2009) 7, [arXiv:0811.4622](#) [[hep-ph](#)]. [[Inspire](#)].
- [192] C. Degrande, *Automatic evaluation of UV and R_2 terms for beyond the Standard Model Lagrangians: a proof-of-principle*, *Comput. Phys. Commun.* **197** (2015) 239–262, [arXiv:1406.3030](#) [[hep-ph](#)]. [[Inspire](#)].
- [193] A. Chakraborty, S. Kuttimalai, S. H. Lim, M. M. Nojiri, and R. Ruiz, *Monojet Signatures from Heavy Colored Particles: Future Collider Sensitivities and Theoretical Uncertainties*, *EPJC* **78** (2018) no. 8, 679, [arXiv:1805.05346](#) [[hep-ph](#)]. [[Inspire](#)].
- [194] ATLAS Collaboration, *Search for dark matter and other new phenomena in events with an energetic jet and large missing transverse momentum using the ATLAS detector*, ATLAS-CONF-2017-060, 2017. [[Inspire](#)].
- [195] CMS Collaboration, A. M. Sirunyan, A. Tumasyan, W. Adam, F. Ambrogio, E. Asilar, T. Bergauer, J. Brandstetter, E. Brondolin, M. Dragicevic, and J. Ero", *Search for new physics in final states with an energetic jet or a hadronically decaying W or Z boson and transverse momentum imbalance at $\sqrt{s} = 13\text{ TeV}$* , *Phys. Rev. D* **97** (2018) 092005, [arXiv:1712.02345](#) [[hep-ex](#)]. [[Inspire](#)].
- [196] B. Fuks and H.-S. Shao, *QCD next-to-leading-order predictions matched to parton showers for vector-like quark models*, *EPJC* **77** (2017) no. 2, 135, [arXiv:1610.04622](#) [[hep-ph](#)]. [[Inspire](#)].
- [197] *FeynRules models to be used for NLO calculations with aMC@NLO*, . [[Webpage](#)].
- [198] C. Degrande, B. Fuks, V. Hirschi, J. Proudom, and H.-S. Shao, *Matching next-to-leading order predictions to parton showers in supersymmetric QCD*, *Phys. Lett. B* **755** (2016) 82–87, [arXiv:1510.00391](#) [[hep-ph](#)]. [[Inspire](#)].
- [199] *Workshop on the physics of HL-LHC, and perspectives at HE-LHC*, . [[Indico](#)].
- [200] M. Aliev, H. Lacker, U. Langenfeld, S. Moch, P. Uwer, and M. Wiedermann, *HATHOR*:

- HAdronic Top and Heavy quarks crOss section calculatoR*, *Comput. Phys. Commun.* **182** (2011) no. 4, 1034–1046, [arXiv:1007.1327 \[hep-ph\]](#). [[Inspire](#)].
- [201] M. Czakon and A. Mitov, *Top++: A Program for the Calculation of the Top-Pair Cross-Section at Hadron Colliders*, *Comput. Phys. Commun.* **185** (2014) no. 11, 2930, [arXiv:1112.5675 \[hep-ph\]](#). [[Inspire](#)].
- [202] J. Hisano, S. Matsumoto, and M. M. Nojiri, *Explosive dark matter annihilation*, *Phys. Rev. Lett.* **92** (2004) no. 3, [arXiv:hep-ph/0307216 \[hep-ph\]](#). [[Inspire](#)].
- [203] J. Hisano, S. Matsumoto, M. M. Nojiri, and O. Saito, *Non-perturbative effect on dark matter annihilation and gamma ray signature from galactic center*, *Phys. Rev. D* **71** (2005) 063528, [arXiv:hep-ph/0412403 \[hep-ph\]](#). [[Inspire](#)].
- [204] J. Hisano, S. Matsumot, M. Nagai, O. Saito, and M. Senami, *Non-perturbative effect on thermal relic abundance of dark matter*, *Phys. Lett. B* **646** (2007) 34–38, [arXiv:hep-ph/0610249 \[hep-ph\]](#). [[Inspire](#)].
- [205] S. Mizuta and M. Yamaguchi, *Coannihilation effects and relic abundance of Higgsino-dominant LSPs*, *Phys. Lett. B* **298** (1993) 120–126, [arXiv:hep-ph/9208251 \[hep-ph\]](#). [[Inspire](#)].
- [206] M. Ibe, S. Matsumoto, and R. Sato, *Mass Splitting between Charged and Neutral Winos at Two-Loop Level*, *Phys. Lett. B* **721** (2013) 252–260, [arXiv:1212.5989 \[hep-ph\]](#). [[Inspire](#)].
- [207] S. Thomas and J. D. Wells, *Phenomenology of Massive Vectorlike Doublet Leptons*, *Phys. Rev. Lett.* **81** (1998) no. 1, 34–37, [arXiv:hep-ph/9804359 \[hep-ph\]](#). [[Inspire](#)].
- [208] ATLAS Collaboration, *ATLAS sensitivity to dark matter produced in association with heavy quarks at the HL-LHC*, ATL-PHYS-PUB-2018-036, 2018. [[CDS](#)].
- [209] ATLAS Collaboration, M. Aaboud, G. Aad, B. Abbott, O. Abdinov, B. Abeloos, S. H. Abidi, O. AbouZeid, N. Abraham, H. Abramowicz, and H. Abreu, *Search for dark matter produced in association with bottom or top quarks in $\sqrt{s} = 13$ TeV pp collisions with the ATLAS detector*, *EPJC* **78** (2018) no. 1, 18, [arXiv:1710.11412 \[hep-ex\]](#). [[Inspire](#)].
- [210] CMS Collaboration, A. M. Sirunyan, A. Tumasyan, W. Adam, F. Ambroggi, E. Asilar, T. Bergauer, J. Brandstetter, M. Dragicevic, J. Ero", and A. Escalante Del Valle, *Search for dark matter particles produced in association with a top quark pair at $\sqrt{s} = 13$ TeV*, [arXiv:1807.06522 \[hep-ex\]](#). [[Inspire](#)].
- [211] A. Boveia, O. Buchmueller, G. Busoni, F. D’Eramo, A. De Roeck, A. De Simone, C. Doglioni, M. J. Dolan, M.-H. Genest, and K. Hahn, *Recommendations on presenting LHC searches for missing transverse energy signals using simplified s -channel models of dark matter*, [arXiv:1603.04156 \[hep-ex\]](#). [[Inspire](#)].
- [212] U. Haisch, P. Pani, and G. Polesello, *Determining the CP nature of spin-0 mediators in associated production of dark matter and $t\bar{t}$ pairs*, *JHEP* **02** (2017) 131, [arXiv:1611.09841 \[hep-ph\]](#). [[Inspire](#)].
- [213] P. Pani and G. Polesello, *Dark matter production in association with a single top-quark at the LHC in a two-Higgs-doublet model with a pseudoscalar mediator*, *Phys. Dark Univ.* **21** (2018) 8–15, [arXiv:1712.03874 \[hep-ph\]](#). [[Inspire](#)].
- [214] G. Brooijmans, M. Dolan, S. Gori, F. Maltoni, M. McCullough, P. Musella, L. Perrozzi, P. Richardson, F. Riva, and A. Angelescu, *Les Houches 2017: Physics at TeV Colliders New Physics Working Group Report*, [arXiv:1803.10379 \[hep-ph\]](#). [[Inspire](#)].
- [215] D. Abercrombie, N. Akchurin, E. Akilli, J. Alcaraz Maestre, B. Allen, B. Alvarez Gonzalez, J. Andrea, A. Arbey, G. Azuelos, and P. Azzi, *Dark Matter Benchmark Models for Early LHC Run-2 Searches: Report of the ATLAS/CMS Dark Matter Forum*, [arXiv:1507.00966 \[hep-ex\]](#). [[Inspire](#)].
- [216] LHC Dark Matter Working Group Collaboration, T. Abe, Y. Afik, A. Albert, C. R. Anelli, L. Barak, M. Bauer, J. Katharina Behr, N. F. Bell, A. Boveia, and O. Brandt, *LHC Dark Matter*

- Working Group: Next-generation spin-0 dark matter models*, [arXiv:1810.09420](#) [[hep-ex](#)]. [[Inspire](#)].
- [217] S. Ipek, D. McKeen, and A. E. Nelson, *A Renormalizable Model for the Galactic Center Gamma Ray Excess from Dark Matter Annihilation*, [Phys. Rev. D **90** \(2014\) 055021](#), [arXiv:1404.3716](#) [[hep-ph](#)]. [[Inspire](#)].
- [218] J. M. No, *Looking through the pseudoscalar portal into dark matter: Novel mono-Higgs and mono-Z signatures at the LHC*, [Phys. Rev. D **93** \(2016\) 031701](#), [arXiv:1509.01110](#) [[hep-ph](#)]. [[Inspire](#)].
- [219] D. Gonçalves, P. A. Machado, and J. M. No, *Simplified Models for Dark Matter Face their Consistent Completions*, [Phys. Rev. D **95** \(2017\) 055027](#), [arXiv:1611.04593](#) [[hep-ph](#)]. [[Inspire](#)].
- [220] M. Bauer, U. Haisch, and F. Kahlhoefer, *Simplified dark matter models with two Higgs doublets: I. Pseudoscalar mediators*, [JHEP **05** \(2017\) 138](#), [arXiv:1701.07427](#) [[hep-ph](#)]. [[Inspire](#)].
- [221] P. Tunney, J. M. No, and M. Fairbairn, *Probing the pseudoscalar portal to dark matter via $\bar{b}bZ(\rightarrow \ell\ell) + E_T^{\text{miss}}$: From the LHC to the Galactic Center excess*, [Phys. Rev. D **96** \(2017\) 095020](#), [arXiv:1705.09670](#) [[hep-ph](#)]. [[Inspire](#)].
- [222] ATLAS Collaboration, *Search for charged Higgs bosons in the $H^\pm \rightarrow tb$ decay channel in pp collisions at $\sqrt{s} = 13$ TeV using the ATLAS detector*, ATLAS-CONF-2016-089, 2016. [[Inspire](#)].
- [223] ATLAS Collaboration, *Prospects for a search of invisible particles produced in association with single-top quarks with the ATLAS detector at the HL-LHC*, ATL-PHYS-PUB-2018-024, 2018. [[CDS](#)].
- [224] J. Andrea, B. Fuks, and F. Maltoni, *Monotops at the LHC*, [Phys. Rev. D **84** \(2011\) 074025](#), [arXiv:1106.6199](#) [[hep-ph](#)]. [[Inspire](#)].
- [225] P. Speckmayer, A. Hocker, J. Stelzer, and H. Voss, *The toolkit for multivariate data analysis, TMVA 4*, [J. Phys. Conf. Ser. **219** \(2010\) 032057](#). [[Inspire](#)].
- [226] ATLAS Collaboration, *ATLAS sensitivity to Two-Higgs-Doublet models with an additional pseudoscalar exploiting four top quark signatures with 3 ab^{-1} of $\sqrt{s} = 14$ TeV proton-proton collisions*, ATL-PHYS-PUB-2018-027, 2018. [[CDS](#)].
- [227] CMS Collaboration, A. Sirunyan, A. Tumasyan, W. Adam, F. Ambrogio, E. Asilar, T. Bergauer, J. Brandstetter, E. Brondolin, M. Dragicevic, and J. Ero", *Search for new physics in events with a leptonically decaying Z boson and a large transverse momentum imbalance in proton-proton collisions at $\sqrt{s} = 13$ TeV*, [EPJC **78** \(2018\) no. 4, 291](#), [arXiv:1711.00431](#) [[hep-ex](#)]. [[Inspire](#)].
- [228] CMS Collaboration, *Projection of the Mono-Z search for dark matter to the HL-LHC*, CMS-PAS-FTR-18-007, 2018. [[Inspire](#)].
- [229] Planck Collaboration, P. Ade, N. Aghanim, M. Arnaud, M. Ashdown, J. Aumont, C. Baccigalupi, A. Banday, R. Barreiro, J. Bartlett, and N. Bartolo, *Planck 2015 results. XIII. Cosmological parameters*, [Astron. Astrophys. **594** \(2016\) A13](#), [arXiv:1502.01589](#) [[astro-ph.CO](#)]. [[Inspire](#)].
- [230] A. Albert, M. Backovic', A. Boveia, O. Buchmueller, G. Busoni, A. De Roeck, C. Doglioni, T. DuPree, M. Fairbairn, and M.-H. Genest, *Recommendations of the LHC Dark Matter Working Group: Comparing LHC searches for heavy mediators of dark matter production in visible and invisible decay channels*, [arXiv:1703.05703](#) [[hep-ex](#)]. [[Inspire](#)].
- [231] ATLAS Collaboration, *Prospects for Dark Matter searches in mono-photon and VBF+ E_T^{miss} final states in ATLAS*, ATL-PHYS-PUB-2018-038, 2018. [[CDS](#)].
- [232] L. Randall and R. Sundrum, *Out of this world supersymmetry breaking*, [Nucl. Phys. B **557** \(1999\) 79–118](#), [arXiv:hep-th/9810155](#) [[hep-th](#)]. [[Inspire](#)].

- [233] G. F. Giudice, R. Rattazzi, M. A. Luty, and H. Murayama, *Gaugino mass without singlets*, *JHEP* **12** (1998) 27, [arXiv:hep-ph/9810442](#) [[hep-ph](#)]. [[Inspire](#)].
- [234] T. Moroi and L. Randall, *Wino cold dark matter from anomaly mediated SUSY breaking*, *Nucl. Phys. B* **570** (2000) 455–472, [arXiv:hep-ph/9906527](#) [[hep-ph](#)]. [[Inspire](#)].
- [235] M. Cirelli, N. Fornengo, and A. Strumia, *Minimal dark matter*, *Nucl. Phys. B* **753** (2006) 178–194, [arXiv:hep-ph/0512090](#) [[hep-ph](#)]. [[Inspire](#)].
- [236] M. Cirelli, A. Strumia, and M. Tamburini, *Cosmology and astrophysics of minimal dark matter*, *Nucl. Phys. B* **787** (2007) 152–175, [arXiv:hep-ph/07064071](#) [[hep-ph](#)]. [[Inspire](#)].
- [237] M. Cirelli and A. Strumia, *Minimal Dark Matter: Model and results*, *New J. Phys.* **11** (2009) 105005, [arXiv:0903.3381](#) [[hep-ph](#)]. [[Inspire](#)].
- [238] ATLAS Collaboration, M. Aaboud et al., *Search for dark matter at $\sqrt{s} = 13$ TeV in final states containing an energetic photon and large missing transverse momentum with the ATLAS detector*, *EPJC* **77** (2017) no. 6, 393, [arXiv:1704.03848](#) [[hep-ex](#)]. [[Inspire](#)].
- [239] ATLAS Collaboration, M. Aaboud et al., *Search for invisible Higgs boson decays in vector boson fusion at $\sqrt{s} = 13$ TeV with the ATLAS detector*, [arXiv:1809.06682](#) [[hep-ex](#)]. [[Inspire](#)].
- [240] M. Cirelli, F. Sala, and M. Taoso, *Wino-like Minimal Dark Matter and future colliders*, *JHEP* **10** (2014) 033, [arXiv:1407.7058](#) [[hep-ph](#)]. [Erratum: *JHEP*01, 041 (2015)] [[Inspire](#)].
- [241] M. Low and L.-T. Wang, *Neutralino dark matter at 14 TeV and 100 TeV*, *JHEP* **08** (2014) 161, [arXiv:1404.0682](#) [[hep-ph](#)]. [[Inspire](#)].
- [242] A. Berlin, T. Lin, M. Low, and L.-T. Wang, *Neutralinos in Vector Boson Fusion at High Energy Colliders*, *Phys. Rev. D* **91** (2015) 115002, [arXiv:1502.05044](#) [[hep-ph](#)]. [[Inspire](#)].
- [243] J. L. Feng, T. Moroi, L. Randall, M. Strassler, and S.-f. Su, *Discovering supersymmetry at the Tevatron in wino LSP scenarios*, *Phys. Rev. Lett.* **83** (1999) 1731–1734, [arXiv:hep-ph/9904250](#) [[hep-ph](#)]. [[Inspire](#)].
- [244] OPAL Collaboration, G. Abbiendi et al., *Search for nearly mass degenerate charginos and neutralinos at LEP*, *EPJC* **C29** (2003) 479–489, [arXiv:hep-ex/0210043](#) [[hep-ex](#)]. [[Inspire](#)].
- [245] J. L. Feng, J.-F. Grivaz, and J. Nachtman, *Searches for Supersymmetry at High-Energy Colliders*, *Rev. Mod. Phys.* **82** (2010) 699–727, [arXiv:0903.0046](#) [[hep-ex](#)]. [Reprint: *Adv. Ser. Direct. High Energy Phys.* 21, 351 (2010)].
- [246] ATLAS Collaboration, *The simulation principle and performance of the ATLAS fast calorimeter simulation FastCaloSim*, ATL-PHYS-PUB-2010-013, 2010. [[CDS](#)].
- [247] ATLAS Collaboration, G. Aad et al., *The ATLAS simulation Infrastructure*, *EPJC* **70** (2010) 823, [arXiv:1005.4568](#) [[hep-ex](#)]. [[Inspire](#)].
- [248] ATLAS Collaboration, *Technical Design Report for the ATLAS Inner Tracker Strip Detector*, CERN-LHCC-2017-005, ATLAS-TDR-025, 2017. [[CDS](#)].
- [249] ATLAS Collaboration, *Technical Design Report for the ATLAS Inner Tracker Pixel Detector*, CERN-LHCC-2017-021, ATLAS-TDR-030, 2017. [[CDS](#)].
- [250] G. Cowan, K. Cranmer, E. Gross, and O. Vitells, *Asymptotic formulae for likelihood-based tests of new physics*, *EPJC* **7173** (2011) no. 2, 1554, [arXiv:1007.1727](#) [[physics.data-an](#)]. [Erratum: *Eur. Phys. J.*C73,2501(2013)] [[Inspire](#)].
- [251] ATLAS Collaboration, M. Aaboud et al., *Jet energy scale measurements and their systematic uncertainties in proton–proton collisions at $\sqrt{s} = 13$ TeV with the ATLAS detector*, *Phys. Rev. D* **96** (2017) 072002, [arXiv:1703.09665](#) [[hep-ex](#)]. [[Inspire](#)].
- [252] ATLAS Collaboration, M. Aaboud, G. Aad, B. Abbott, J. Abdallah, O. Abidinov, B. Abeloos, S. H. Abidi, O. AbouZeid, N. Abraham, and H. Abramowicz, *Jet reconstruction and performance using particle flow with the ATLAS Detector*, *EPJC* **77** (2017) no. 7, 466, [arXiv:1703.10485](#) [[hep-ex](#)]. [[Inspire](#)].

- [253] ATLAS Collaboration, G. Aad, B. Abbott, J. Abdallah, O. Abidinov, R. Aben, M. Abolins, O. AbouZeid, H. Abramowicz, H. Abreu, and R. Abreu, *Performance of pile-up mitigation techniques for jets in pp collisions at $\sqrt{s} = 8$ TeV using the ATLAS detector*, *EPJC* **76** (2016) no. 11, 581, [arXiv:1510.03823 \[hep-ex\]](#). [[Inspire](#)].
- [254] V. Silveira and A. Zee, *Scalar Phantoms*, *Phys. Lett. B* **161** (1985) 136–140. [[Inspire](#)].
- [255] C. Burgess, M. Pospelov, and T. ter Veldhuis, *The Minimal model of nonbaryonic dark matter: A Singlet scalar*, *Nucl. Phys. B* **619** (2001) 709–728, [arXiv:hep-ph/0011335 \[hep-ph\]](#). [[Inspire](#)].
- [256] Y. G. Kim and K. Y. Lee, *The Minimal model of fermionic dark matter*, *Phys. Rev. D* **75** (2007) 115012, [arXiv:hep-ph/0611069 \[hep-ph\]](#). [[Inspire](#)].
- [257] K. Y. Lee, Y. G. Kim, and S. Shin, *Singlet fermionic dark matter*, *JHEP* **05** (2008) 100, [arXiv:0803.2932 \[hep-ph\]](#). [[Inspire](#)].
- [258] L. Lopez-Honorez, T. Schwetz, and J. Zupan, *Higgs portal, fermionic dark matter, and a Standard Model like Higgs at 125 GeV*, *Phys. Lett. B* **716** (2012) 179–185, [arXiv:1203.2064 \[hep-ph\]](#). [[Inspire](#)].
- [259] M. A. Fedderke, J.-Y. Chen, E. W. Kolb, and L.-T. Wang, *The Fermionic Dark Matter Higgs Portal: an effective field theory approach*, *JHEP* **08** (2014) 122, [arXiv:1404.2283 \[hep-ph\]](#). [[Inspire](#)].
- [260] K. Ghorbani, *Fermionic dark matter with pseudo-scalar Yukawa interaction*, *JCAP* **01** (2015) 015, [arXiv:1408.4929 \[hep-ph\]](#). [[Inspire](#)].
- [261] Y. G. Kim, K. Y. Lee, C. B. Park, and S. Shin, *Secluded singlet fermionic dark matter driven by the Fermi gamma-ray excess*, *Phys. Rev. D* **93** (2016) 075023, [arXiv:1601.05089 \[hep-ph\]](#). [[Inspire](#)].
- [262] Y. G. Kim, C. B. Park, and S. Shin, *Collider probes of singlet fermionic dark matter scenarios for the Fermi gamma-ray excess*, [arXiv:1809.01143 \[hep-ph\]](#). [[Inspire](#)].
- [263] Y. G. Kim and S. Shin, *Singlet Fermionic Dark Matter explains DAMA signal*, *JHEP* **05** (2009) 036, [arXiv:0901.2609 \[hep-ph\]](#). [[Inspire](#)].
- [264] W. Chao and M. J. Ramsey-Musolf, *Catalysis of Electroweak Baryogenesis via Fermionic Higgs Portal Dark Matter*, [arXiv:1503.00028 \[hep-ph\]](#). [[Inspire](#)].
- [265] O. Lebedev, H. M. Lee, and Y. Mambrini, *Vector Higgs-portal dark matter and the invisible Higgs*, *Phys. Lett. B* **707** (2012) 570–576, [arXiv:1111.4482 \[hep-ph\]](#). [[Inspire](#)].
- [266] S. Shin, *Light neutralino dark matter in light Higgs scenario related with the CoGeNT and DAMA/LIBRA results*, *PoS IDM2010* (2011) 94, [arXiv:1011.6377 \[hep-ph\]](#). [[Inspire](#)].
- [267] ATLAS Collaboration, M. Aaboud et al., *Search for pair production of Higgs bosons in the $b\bar{b}b\bar{b}$ final state using proton-proton collisions at $\sqrt{s} = 13$ TeV with the ATLAS detector*, [arXiv:1804.06174 \[hep-ex\]](#). [[Inspire](#)].
- [268] ATLAS Collaboration, M. Aaboud, G. Aad, B. Abbott, O. Abidinov, B. Abeloos, D. K. Abhayasinghe, S. H. Abidi, O. Abouzeid, N. Abraham, and H. Abramowicz, *Search for the Higgs boson produced in association with a vector boson and decaying into two spin-zero particles in the $H \rightarrow aa \rightarrow 4b$ channel in pp collisions at $\sqrt{s} = 13$ TeV with the ATLAS detector*, *JHEP* **10** (2018) 31, [arXiv:1806.07355 \[hep-ex\]](#). [[Inspire](#)].
- [269] M. J. Baker and A. Thamm, *Leptonic WIMP Coannihilation and the Current Dark Matter Search Strategy*, *JHEP* **10** (2018) 187, [arXiv:1806.07896 \[hep-ph\]](#). [[Inspire](#)].
- [270] G. Bélanger, F. Boudjema, A. Pukhov, and A. Semenov, *micrOMEGAs4.1: two dark matter candidates*, *Comput. Phys. Commun.* **192** (2015) 322–329, [arXiv:1407.6129 \[hep-ph\]](#). [[Inspire](#)].
- [271] *Workshop Physics of the HL-LHC, and Perspectives at the HE-LHC*, 2018. [[Twiki](#)].

- [272] I. Hinchliffe, A. Kotwal, M. L. Mangano, C. Quigg, and L.-T. Wang, *Luminosity goals for a 100-TeV pp collider*, *Int. J. Mod. Phys. A* **30** (2015) no. 23, 1544002, [arXiv:1504.06108 \[hep-ph\]](#). [[Inspire](#)].
- [273] F. Staub, *SARAH*, [arXiv:0806.0538 \[hep-ph\]](#). [[Inspire](#)].
- [274] FCC Working Group Collaboration, Z. Drasal, *FCCSW Main page for documentation and resources.*, .
- [275] A. J. Barr, B. Gripaios, and C. G. Lester, *Transverse masses and kinematic constraints: from the boundary to the crease*, *JHEP* **11** (2009) 96, [arXiv:0908.3779 \[hep-ph\]](#). [[Inspire](#)].
- [276] Particle Data Group Collaboration, C. Patrignani, K. Agashe, G. Aielli, C. Amsler, M. Antonelli, D. Asner, H. Baer, S. Banerjee, R. Barnett, and T. Basaglia, *Review of Particle Physics*, *Chin. Phys. C* **40** (2016) no. 10, 100001. [[Inspire](#)].
- [277] S. Gori, S. Jung, and L.-T. Wang, *Cornering electroweakinos at the LHC*, *JHEP* **10** (2013) 191, [arXiv:1307.5952 \[hep-ph\]](#). [[Inspire](#)].
- [278] P. Schwaller and J. Zurita, *Compressed electroweakino spectra at the LHC*, *JHEP* **03** (2014) 60, [arXiv:1312.7350 \[hep-ph\]](#). [[Inspire](#)].
- [279] J. A. Evans and J. Shelton, *Long-Lived Staus and Displaced Leptons at the LHC*, *JHEP* **04** (2016) 56, [arXiv:1601.01326 \[hep-ph\]](#). [[Inspire](#)].
- [280] V. V. Khoze, A. D. Plascencia, and K. Sakurai, *Simplified models of dark matter with a long-lived co-annihilation partner*, *JHEP* **06** (2017) 41, [arXiv:1702.00750 \[hep-ph\]](#). [[Inspire](#)].
- [281] R. Mahbubani, P. Schwaller, and J. Zurita, *Closing the window for compressed Dark Sectors with disappearing charged tracks*, *JHEP* **0610** (2017) 119, [arXiv:1703.05327 \[hep-ph\]](#). [[Inspire](#)].
- [282] LUX Collaboration, D. S. Akerib et al., *Improved Limits on Scattering of Weakly Interacting Massive Particles from Reanalysis of 2013 LUX Data*, *Phys. Rev. Lett.* **116** (2016) no. 16, 161301, [arXiv:1512.03506 \[astro-ph.CO\]](#). [[Inspire](#)].
- [283] DARWIN Collaboration, J. Aalbers et al., *DARWIN: towards the ultimate dark matter detector*, *JCAP* **1611** (2016) 017, [arXiv:1606.07001 \[astro-ph.IM\]](#). [[Inspire](#)].
- [284] B.-A. Gradwohl and J. A. Frieman, *Dark matter, long range forces, and large scale structure*, *Astrophys. J.* **398** (1992) 407–424. [[Inspire](#)].
- [285] E. D. Carlson, M. E. Machacek, and L. J. Hall, *Self-interacting dark matter*, *Astrophys. J.* **398** (1992) 43–52. [[Inspire](#)].
- [286] R. FOOT, *Mirror matter-type dark matter*, *Int. J. Mod. Phys. D* **13** (2004) no. 10, 2161–2192, [arXiv:astro-ph/0407623 \[astro-ph\]](#). [[Inspire](#)].
- [287] L. Ackerman, M. R. Buckley, S. M. Carroll, and M. Kamionkowski, *Dark Matter and Dark Radiation*, *Phys. Rev. D* **79** (2009) 277–286, [arXiv:0810.5126 \[hep-ph\]](#). [[Inspire](#)].
- [288] J. Fan, A. Katz, L. Randall, and M. Reece, *Dark-Disk Universe*, *Phys. Rev. Lett.* **110** (2013) no. 21, [arXiv:1303.3271 \[hep-ph\]](#). [[Inspire](#)].
- [289] P. Agrawal, F.-Y. Cyr-Racine, L. Randall, and J. Scholtz, *Make Dark Matter Charged Again*, *JCAP* **05** (2017) no. 05, 22, [arXiv:1610.04611 \[hep-ph\]](#). [[Inspire](#)].
- [290] R. Foot and S. Vagnozzi, *Dissipative hidden sector dark matter*, *Phys. Rev. D* **91** (2015) 023512, [arXiv:1409.7174 \[hep-ph\]](#). [[Inspire](#)].
- [291] M. Heikinheimo, M. Raidal, C. Spethmann, and H. Veermäe, *Dark matter self-interactions via collisionless shocks in cluster mergers*, *Phys. Lett. B* **749** (2015) 236–241, [arXiv:1504.04371 \[hep-ph\]](#). [[Inspire](#)].
- [292] P. Ilten, Y. Soreq, M. Williams, and W. Xue, *Serendipity in dark photon searches*, *JHEP* **06** (2018) 4, [arXiv:1801.04847 \[hep-ph\]](#). [[Inspire](#)].
- [293] J. Alexander, M. Battaglieri, B. Echenard, R. Essig, M. Graham, E. Izaguirre, J. Jaros, G. Krnjaic, J. Mardon, and D. Morrissey, *Dark Sectors 2016 Workshop: Community Report*,

- [arXiv:1608.08632](#) [[hep-ph](#)]. [[Inspire](#)].
- [294] LHCb Collaboration, R. Aaij, B. Adeva, M. Adinolfi, Z. Ajaltouni, S. Akar, J. Albrecht, F. Alessio, M. Alexander, A. Alfonso Albero, and S. Ali, *Search for Dark Photons Produced in 13 TeV pp Collisions*, *Phys. Rev. Lett.* **120** (2018), [arXiv:1710.02867](#) [[hep-ex](#)]. [[Inspire](#)].
- [295] P. Ilten, J. Thaler, M. Williams, and W. Xue, *Dark photons from charm mesons at LHCb*, *Phys. Rev. D* **92** (2015) 115017, [arXiv:1509.06765](#) [[hep-ph](#)]. [[Inspire](#)].
- [296] P. Ilten, Y. Soreq, J. Thaler, M. Williams, and W. Xue, *Proposed Inclusive Dark Photon Search at LHCb*, *Phys. Rev. Lett.* **116** (2016) no. 25, [arXiv:1603.08926](#) [[hep-ph](#)]. [[Inspire](#)].
- [297] M. Baumgart, C. Cheung, J. T. Ruderman, L.-T. Wang, and I. Yavin, *Non-Abelian Dark Sectors and Their Collider Signatures*, *JHEP* **04** (2009) 14, [arXiv:0901.0283](#) [[hep-ph](#)]. [[Inspire](#)].
- [298] A. Falkowski, J. T. Ruderman, T. Volansky, and J. Zupan, *Hidden Higgs Decaying to Lepton Jets*, *JHEP* **05** (2010) 77, [arXiv:1002.2952](#) [[hep-ph](#)]. [[Inspire](#)].
- [299] CMS Collaboration, *Search sensitivity for dark photons decaying to displaced muons with CMS at the high-luminosity LHC*, CMS-PAS-FTR-18-002, 2018. [[Inspire](#)].
- [300] CMS Collaboration, *Muon Reconstruction and Identification Improvements for Run-2 and First Results with 2015 Run Data*, CMS Detector Performance Note CMS-DP-2015-015, 2015. [[CDS](#)].
- [301] CMS Collaboration, *A search for pair production of new light bosons decaying into muons at $\sqrt{s} = 13$ TeV*, CMS-PAS-HIG-18-003, 2018. [[Inspire](#)].
- [302] CMS Collaboration, V. Khachatryan, A. M. Sirunyan, A. Tumasyan, W. Adam, E. Asilar, T. Bergauer, J. Brandstetter, E. Brondolin, M. Dragicevic, and J. Ero", *Searches for invisible decays of the Higgs boson in pp collisions at $\sqrt{s} = 7, 8,$ and 13 TeV*, *JHEP* **02** (2017) 135, [arXiv:1610.09218](#) [[hep-ex](#)]. [[Inspire](#)].
- [303] LHC Higgs Cross Section Working Group Collaboration, S. Dittmaier, C. Mariotti, G. Passarino, R. Tanaka, J. Baglio, P. Bolzoni, R. Boughezal, O. Brein, C. Collins-Tooth, and S. Dawson, *Handbook of LHC Higgs Cross Sections: 1. Inclusive Observables*, [arXiv:1101.0593](#) [[hep-ph](#)]. [[Inspire](#)].
- [304] E. Gabrielli and M. Raidal, *Exponentially spread dynamical Yukawa couplings from nonperturbative chiral symmetry breaking in the dark sector*, *Phys. Rev. D* **89** (2014) 015008, [arXiv:1310.1090](#) [[hep-ph](#)]. [[Inspire](#)].
- [305] E. Gabrielli, L. Marzola, and M. Raidal, *Radiative Yukawa Couplings in the Simplest Left-Right Symmetric Model*, *Phys. Rev. D* **95** (2017) 035005, [arXiv:1611.00009](#) [[hep-ph](#)]. [[Inspire](#)].
- [306] B. Holdom, *Two $U(1)$'s and Epsilon Charge Shifts*, *Phys. Lett. B* **166** (1986) 196–198. [[Inspire](#)].
- [307] E. Gabrielli, M. Heikinheimo, B. Mele, and M. Raidal, *Dark photons and resonant monophoton signatures in Higgs boson decays at the LHC*, *Phys. Rev. D* **90** (2014) 055032, [arXiv:1405.5196](#) [[hep-ph](#)]. [[Inspire](#)].
- [308] S. Biswas, E. Gabrielli, M. Heikinheimo, and B. Mele, *Dark-photon searches via ZH production at e^+e^- colliders*, *Phys. Rev. D* **96** (2017) 055012, [arXiv:1703.00402](#) [[hep-ph](#)]. [[Inspire](#)].
- [309] S. Biswas, E. Gabrielli, M. Heikinheimo, and B. Mele, *Dark-Photon searches via Higgs-boson production at the LHC*, *Phys. Rev. D* **93** (2016) 093011, [arXiv:1603.01377](#) [[hep-ph](#)]. [[Inspire](#)].
- [310] CMS Collaboration, V. Khachatryan, A. M. Sirunyan, A. Tumasyan, W. Adam, E. Asilar, T. Bergauer, J. Brandstetter, E. Brondolin, M. Dragicevic, and J. Ero", *Search for exotic decays of a Higgs boson into undetectable particles and one or more photons*, *Phys. Lett. B* **753** (2016) 363–388, [arXiv:1507.00359](#) [[hep-ex](#)]. [[Inspire](#)].
- [311] V. V. Gligorov, S. Knapen, B. Nachman, M. Papucci, and D. J. Robinson, *Leveraging the ALICE/L3 cavern for long-lived exotics*, [arXiv:1810.03636](#) [[hep-ph](#)]. [[Inspire](#)].

- [312] V. V. Gligorov, S. Knapen, M. Papucci, and D. J. Robinson, *Searching for Long-lived Particles: A Compact Detector for Exotics at LHCb*, *Phys. Rev. D* **97** (2018) 015023, [arXiv:1708.09395 \[hep-ph\]](#). [[Inspire](#)].
- [313] J. L. Feng, I. Galon, F. Kling, and S. Trojanowski, *ForwArd Search ExpeRiment at the LHC*, *Phys. Rev. D* **97** (2018) 035001, [arXiv:1708.09389 \[hep-ph\]](#). [[Inspire](#)].
- [314] J. L. Feng, I. Galon, F. Kling, and S. Trojanowski, *Dark Higgs bosons at the ForwArd Search ExpeRiment*, *Phys. Rev. D* **97** (2018) 055034, [arXiv:1710.09387 \[hep-ph\]](#). [[Inspire](#)].
- [315] F. Kling and S. Trojanowski, *Heavy Neutral Leptons at FASER*, *Phys. Rev. D* **97** (2018) 095016, [arXiv:1801.08947 \[hep-ph\]](#). [[Inspire](#)].
- [316] A. Haas, C. S. Hill, E. Izaguirre, and I. Yavin, *Looking for milli-charged particles with a new experiment at the LHC*, *Phys. Lett. B* **746** (2015) 117–120, [arXiv:1410.6816 \[hep-ph\]](#). [[Inspire](#)].
- [317] A. Ball, J. Brooke, C. Campagnari, A. De Roeck, B. Francis, M. Gastal, F. Golf, J. Goldstein, A. Haas, and C. S. Hill, *A Letter of Intent to Install a milli-charged Particle Detector at LHC P5*, [arXiv:1607.04669 \[physics.ins-det\]](#). [[Inspire](#)].
- [318] J. P. Chou, D. Curtin, and H. Lubatti, *New Detectors to Explore the Lifetime Frontier*, *Phys. Lett. B* **767** (2017) 29–36, [arXiv:1606.06298 \[hep-ph\]](#). [[Inspire](#)].
- [319] D. Curtin, M. Drewes, M. McCullough, P. Meade, R. Mohapatra, J. Shelton, B. Shuve, E. Accomando, C. Alpigiani, and S. Antusch, *Long-Lived Particles at the Energy Frontier: The MATHUSLA Physics Case*, [arXiv:1806.07396 \[hep-ph\]](#). [[Inspire](#)].
- [320] S. Alekhin, W. Altmannshofer, T. Asaka, B. Batell, F. Bezrukov, K. Bondarenko, A. Boyarsky, K.-Y. Choi, C. Corral, and N. Craig, *A facility to Search for Hidden Particles at the CERN SPS: the SHiP physics case*, *Rept. Prog. Phys.* **79** (2016), [arXiv:1504.04855 \[hep-ph\]](#). [[Inspire](#)].
- [321] SHiP Collaboration, M. Anelli, S. Aoki, G. Arduini, J. Back, A. Bagulya, W. Baldini, A. Baranov, G. Barker, S. Barsuk, and M. Battistin, *A facility to Search for Hidden Particles (SHiP) at the CERN SPS*, [arXiv:1504.04956 \[physics.ins-det\]](#). [[Inspire](#)].
- [322] D. Curtin, K. Deshpande, O. Fischer, and J. Zurita, *New Physics Opportunities for Long-Lived Particles at Electron-Proton Colliders*, *JHEP* **07** (2018) 24, [arXiv:1712.07135 \[hep-ph\]](#). [[Inspire](#)].
- [323] ATLAS Collaboration, *Search for long-lived charginos based on a disappearing-track signature in pp collisions at $\sqrt{s} = 13$ TeV with the ATLAS detector*, ATLAS-CONF-2017-017, 2017. [[Inspire](#)].
- [324] ATLAS Collaboration, M. Aaboud, G. Aad, B. Abbott, O. Abdinov, B. Abeloos, S. H. Abidi, O. AbouZeid, N. Abraham, H. Abramowicz, and H. Abreu, *Search for long-lived charginos based on a disappearing-track signature in pp collisions at $\sqrt{s} = 13$ TeV with the ATLAS detector*, *JHEP* **06** (2018) 22, [arXiv:1712.02118 \[hep-ex\]](#). [[Inspire](#)].
- [325] ATLAS Collaboration, M. Aaboud et al., *Search for long-lived, massive particles in events with displaced vertices and missing transverse momentum in $\sqrt{s} = 13$ TeV pp collisions with the ATLAS detector*, *Phys. Rev. D* **97** (2018) 052012, [arXiv:1710.04901 \[hep-ex\]](#). [[Inspire](#)].
- [326] CMS Collaboration, A. M. Sirunyan, A. Tumasyan, W. Adam, F. Ambrogi, E. Asilar, T. Bergauer, J. Brandstetter, E. Brondolin, M. Dragicovic, and J. Ero", *Search for new long-lived particles at $\sqrt{s} = 13$ TeV*, *Phys. Lett. B* **780** (2018) 432–454, [arXiv:1711.09120 \[hep-ex\]](#). [[Inspire](#)].
- [327] CMS Collaboration, A. M. Sirunyan, A. Tumasyan, W. Adam, F. Ambrogi, E. Asilar, T. Bergauer, J. Brandstetter, M. Dragicovic, J. Ero", and A. Escalante Del Valle, *Search for long-lived particles decaying into displaced jets in proton-proton collisions at $\sqrt{s} = 13$ TeV*, [arXiv:1811.07991 \[hep-ex\]](#). [[Inspire](#)].
- [328] ATLAS Collaboration, *Sensitivity of the ATLAS experiment to long-lived particles with a*

- displaced vertex and E_T^{miss} signature at the HL-LHC*, ATL-PHYS-PUB-2018-033, 2018. [CDS].
- [329] G. Giudice and A. Romanino, *Split supersymmetry*, *Nucl. Phys. B* **699706** (2004) 65–89, [arXiv:hep-ph/0406088](#) [hep-ph]. [Inspire].
- [330] ATLAS Collaboration, *Further ATLAS tunes of PYTHIA6 and Pythia 8*, ATL-PHYS-PUB-2011-014, ATL-COM-PHYS-2011-1507, 2011. [Inspire].
- [331] HL-LHC Physics WG 3, *Gluino pair cross-sections*, 2018. [Twiki].
- [332] ATLAS Collaboration, *HepData record for Search for long-lived, massive particles in events with displaced vertices and missing transverse momentum in $\sqrt{s} = 13$ TeV pp collisions with the ATLAS detector*, 2017. [HepData].
- [333] CMS Collaboration, *The Phase-2 Upgrade of the CMS Muon Detectors*, CERN-LHCC-2017-012, CMS-TDR-016, 2017. [CDS].
- [334] L. Lee, C. Ohm, A. Soffer, and T.-T. Yu, *Collider Searches for Long-Lived Particles Beyond the Standard Model*, [arXiv:1810.12602](#) [hep-ph]. [Inspire].
- [335] LHCb Collaboration, *Prospects for searches for long-lived particles after the LHCb detector upgrades*, LHCb-CONF-2018-006, CERN-LHCb-CONF-2018-006, 2018. [Inspire].
- [336] LHCb Collaboration, R. Aaij, B. Adeva, M. Adinolfi, Z. Ajaltouni, S. Akar, J. Albrecht, F. Alessio, M. Alexander, S. Ali, and G. Alkhazov, *Search for massive long-lived particles decaying semileptonically in the LHCb detector*, *EPJC* **77** (2017) no. 4, 224, [arXiv:1612.00945](#) [hep-ex]. [Inspire].
- [337] LHC Higgs Cross Section Working Group Collaboration, D. de Florian, C. Grojean, F. Maltoni, C. Mariotti, A. Nikitenko, M. Pieri, P. Savard, M. Schumacher, R. Tanaka, and R. Aggleton, *Handbook of LHC Higgs Cross Sections: 4. Deciphering the Nature of the Higgs Sector*, *CERN Yellow Report* **002** (2017), [arXiv:1610.07922](#) [hep-ph]. [Inspire].
- [338] M. J. Strassler and K. M. Zurek, *Echoes of a hidden valley at hadron colliders*, *Phys. Lett. B* **651** (2007) 374–379, [arXiv:hep-ph/0604261](#) [hep-ph]. [Inspire].
- [339] A. Pierce, B. Shakya, Y. Tsai, and Y. Zhao, *Searching for confining hidden valleys at LHCb, ATLAS, and CMS*, *Phys. Rev. D* **97** (2018) 095033, [arXiv:1708.05389](#) [hep-ph]. [Inspire].
- [340] LHCb Collaboration, R. Aaij, B. Adeva, M. Adinolfi, Z. Ajaltouni, S. Akar, J. Albrecht, F. Alessio, M. Alexander, S. Ali, and G. Alkhazov, *Updated search for long-lived particles decaying to jet pairs*, *EPJC* **77** (2017) no. 12, 812, [arXiv:1705.07332](#) [hep-ex]. [Inspire].
- [341] P. Bokaň, *Reconstructing low mass boosted $A \rightarrow bb$ at LHCb. A: scalar particle in low mass region.*, . [CDS].
- [342] CMS Collaboration, V. Khachatryan, A. M. Sirunyan, A. Tumasyan, W. Adam, T. Bergauer, M. Dragicevic, J. Ero", M. Friedl, R. Fruehwirth, and V. M. Ghete, *Constraints on the pMSSM, AMSB model and on other models from the search for long-lived charged particles in proton-proton collisions at $\sqrt{s} = 8$ TeV*, *EPJC* **75** (2015) no. 7, 325, [arXiv:1502.02522](#) [hep-ex]. [Inspire].
- [343] CMS Collaboration, *Search for heavy stable charged particles with 12.9 fb^{-1} of 2016 data*, CMS-PAS-EXO-16-036, 2016. [Inspire].
- [344] CMS Collaboration, *The Phase-2 Upgrade of the CMS Tracker*, CERN-LHCC-2017-009, CMS-TDR-014, 2017. [CDS].
- [345] CMS Collaboration, *Technical proposal for a MIP timing detector in the CMS experiment Phase-2 upgrade*, CERN-LHCC-2017-027, LHCC-P-009, 2017. [CDS].
- [346] P. Meade, M. Reece, and D. Shih, *Long-Lived Neutralino NLSPs*, *JHEP* **10** (2010) 67, [arXiv:1006.4575](#) [hep-ph]. [Inspire].
- [347] CMS Collaboration, S. Chatrchyan, V. Khachatryan, A. M. Sirunyan, A. Tumasyan, W. Adam, T. Bergauer, M. Dragicevic, J. Ero", C. Fabjan, and M. Friedl, *Description and performance of*

- track and primary-vertex reconstruction with the CMS tracker*, *JINST* **9** (2014), [arXiv:1405.6569](#) [[physics.ins-det](#)]. [[Inspire](#)].
- [348] CMS Collaboration, S. Chatrchyan, V. Khachatryan, A. M. Sirunyan, A. Tumasyan, W. Adam, E. Aguilo, T. Bergauer, M. Dragicevic, J. Ero", and C. Fabjan, *Search for long-lived particles decaying to photons and missing energy in proton-proton collisions at $\sqrt{s} = 7$ TeV*, *Phys. Lett. B* **722** (2013) 273–294, [arXiv:1212.1838](#) [[hep-ex](#)]. [[Inspire](#)].
- [349] ATLAS Collaboration, *Technical Design Report for the ATLAS LAr Calorimeter Phase-II Upgrade*, CERN-LHCC-2017-018, ATLAS-TDR-027, 2017. [[CDS](#)].
- [350] R. Alonso, M. Dhen, M. B. Gavela, and T. Hambye, *Muon conversion to electron in nuclei in type-I seesaw models*, *JHEP* **01** (2013) 118, [arXiv:1209.2679](#) [[hep-ph](#)]. [[Inspire](#)].
- [351] CMS Collaboration, V. Khachatryan et al., *Search for heavy Majorana neutrinos in $e^\pm e^\pm + jets$ and $e^\pm \mu^\pm + jets$ events in proton-proton collisions at $\sqrt{s} = 8$ TeV*, *JHEP* **04** (2016) 169, [arXiv:1603.02248](#) [[hep-ex](#)]. [[Inspire](#)].
- [352] A. Atre, T. Han, S. Pascoli, and B. Zhang, *The Search for Heavy Majorana Neutrinos*, *JHEP* **05** (2009) 30, [arXiv:0901.3589](#) [[hep-ph](#)]. [[Inspire](#)].
- [353] Y. Cai, T. Han, T. Li, and R. Ruiz, *Lepton Number Violation: Seesaw Models and Their Collider Tests*, *Front. in Phys.* **6** (2018) 40, [arXiv:1711.02180](#) [[hep-ph](#)]. [[Inspire](#)].
- [354] S. Antusch, E. Cazzato, and O. Fischer, *Sterile neutrino searches at future e^-e^+ , pp , and e^-p colliders*, *Int. J. Mod. Phys. A* **32** (2017) no. 14, 1750078, [arXiv:1612.02728](#) [[hep-ph](#)]. [[Inspire](#)].
- [355] C. Weiland, *Effects of fermionic singlet neutrinos on high- and low-energy observables*, Master's thesis, 2013. [[Inspire](#)].
- [356] R. E. Ruiz, *Hadron Collider Tests of Neutrino Mass-Generating Mechanisms*, Master's thesis, 2015. [[Inspire](#)].
- [357] X. Marcano, *Lepton flavor violation from low scale seesaw neutrinos with masses reachable at the LHC*, Master's thesis, 2017. [[Inspire](#)].
- [358] J. Kersten and A. Y. Smirnov, *Right-Handed Neutrinos at CERN LHC and the Mechanism of Neutrino Mass Generation*, *Phys. Rev. D* **76** (2007) 073005, [arXiv:0705.3221](#) [[hep-ph](#)]. [[Inspire](#)].
- [359] *Equivalence between massless neutrinos and lepton number conservation in fermionic singlet extensions of the Standard Model*, [arXiv:1712.07611](#) [[hep-ph](#)]. [[Inspire](#)].
- [360] R. Ruiz, M. Spannowsky, and P. Waite, *Heavy neutrinos from gluon fusion*, *Phys. Rev. D* **96** (2017) 055042, [arXiv:1706.02298](#) [[hep-ph](#)]. [[Inspire](#)].
- [361] C. Degrande, O. Mattelaer, R. Ruiz, and J. Turner, *Fully-Automated Precision Predictions for Heavy Neutrino Production Mechanisms at Hadron Colliders*, *Phys. Rev. D* **94** (2016) 053002, [arXiv:1602.06957](#) [[hep-ph](#)]. [[Inspire](#)].
- [362] D. Alva, T. Han, and R. Ruiz, *Heavy Majorana neutrinos from $W\gamma$ fusion at hadron colliders*, *JHEP* **02** (2015) 72, [arXiv:1411.7305](#) [[hep-ph](#)]. [[Inspire](#)].
- [363] A. Hessler, A. Ibarra, E. Molinaro, and S. Vogl, *Impact of the Higgs boson on the production of exotic particles at the LHC*, *Phys. Rev. D* **91** (2015) 115004, [arXiv:1408.0983](#) [[hep-ph](#)]. [[Inspire](#)].
- [364] S. Pascoli, R. Ruiz, and C. Weiland, *Safe Jet Vetoes*, *Phys. Lett. B* **786** (2018) 106–113, [arXiv:1805.09335](#) [[hep-ph](#)]. [[Inspire](#)].
- [365] E. Fernandez-Martinez, J. Hernandez-Garcia, and J. Lopez-Pavon, *Global constraints on heavy neutrino mixing*, *JHEP* **08** (2016) 33, [arXiv:1605.08774](#) [[hep-ph](#)]. [[Inspire](#)].
- [366] E. Arganda, M. Herrero, X. Marcano, and C. Weiland, *Exotic $\mu\tau jj$ events from heavy ISS neutrinos at the LHC*, *Phys. Lett. B* **752** (2016) 46–50, [arXiv:1508.05074](#) [[hep-ph](#)].

- [Inspire].
- [367] MEG Collaboration, J. Adam, X. Bai, A. Baldini, E. Baracchini, C. Bemporad, G. Boca, P. Cattaneo, G. Cavoto, F. Cei, and C. Cerri, *New constraint on the existence of the $\mu^+ \rightarrow e^+ \gamma$ decay*, *Phys. Rev. Lett.* **110** (2013), arXiv:1303.0754 [hep-ex]. [Inspire].
- [368] E. Arganda, M. Herrero, X. Marcano, and C. Weiland, *Imprints of massive inverse seesaw model neutrinos in lepton flavor violating Higgs boson decays*, *Phys. Rev. D* **91** (2015) 015001, arXiv:1405.4300 [hep-ph]. [Inspire].
- [369] *Lepton Number Violation at Colliders from Kinematically Inaccessible Gauge Bosons*, *EPJC* **77** (2017) no. 6, 375, arXiv:1703.04669 [hep-ph]. [Inspire].
- [370] W.-Y. Keung and G. Senjanović, *Majorana Neutrinos and the Production of the Right-handed Charged Gauge Boson*, *Phys. Rev. Lett.* **50** (1983) no. 19, 1427. [Inspire].
- [371] M. Mitra, R. Ruiz, D. J. Scott, and M. Spannowsky, *Neutrino Jets from High-Mass W_R Gauge Bosons in TeV-Scale Left-Right Symmetric Models*, *Phys. Rev. D* **94** (2016) 095016, arXiv:1607.03504 [hep-ph]. [Inspire].
- [372] *Automated Neutrino Jet and Top Jet Predictions at Next-to-Leading-Order with Parton Shower Matching in Effective Left-Right Symmetric Models*, arXiv:1610.08985 [hep-ph]. [Inspire].
- [373] B. Fuks and R. Ruiz, *A comprehensive framework for studying W' and Z' bosons at hadron colliders with automated jet veto resummation*, *JHEP* **05** (2017) 32, arXiv:1701.05263 [hep-ph]. [Inspire].
- [374] T. Han, I. Lewis, R. Ruiz, and Z. guo Si, *Lepton Number Violation and W' Chiral Couplings at the LHC*, *Phys. Rev. D* **8787** (2013) 035011, arXiv:1211.6447 [hep-ph]. [Inspire].
- [375] A. Ferrari, J. Collot, M.-L. Andrieux, B. Belhorma, P. de Saintignon, J.-Y. Hostachy, P. Martin, and M. Wielers, *Sensitivity study for new gauge bosons and right-handed Majorana neutrinos in pp collisions at $\sqrt{s} = 14$ TeV*, *Phys. Rev. D* **62** (2000) 013001. [Inspire].
- [376] P. F. Pérez, T. Han, G. Huang, T. Li, and K. Wang, *Neutrino Masses and the CERN LHC: Testing Type II Seesaw*, *Phys. Rev. D* **78** (2008) 015018, arXiv:0805.3536 [hep-ph]. [Inspire].
- [377] T. Li, *Type II Seesaw and tau lepton at the HL-LHC, HE-LHC and FCC-hh*, *JHEP* **09** (2018) 79, arXiv:1802.00945 [hep-ph]. [Inspire].
- [378] H. Sugiyama, K. Tsumura, and H. Yokoya, *Discrimination of models including doubly charged scalar bosons by using tau lepton decay distributions*, *Phys. Lett. B* **717** (2012) 229–234, arXiv:1207.0179 [hep-ph]. [Inspire].
- [379] R. Ruiz, *QCD Corrections to Pair Production of Type III Seesaw Leptons at Hadron Colliders*, *JHEP* **12** (2015) 165, arXiv:1509.05416 [hep-ph]. [Inspire].
- [380] A. Arhrib, B. Bajc, D. K. Ghosh, T. Han, G.-Y. Huang, I. Puljak, and G. Senjanović, *Collider Signatures for Heavy Lepton Triplet in Type I+III Seesaw*, *Phys. Rev. D* **82** (2010) 053004, arXiv:0904.2390 [hep-ph]. [Inspire].
- [381] T. Li and X.-G. He, *Neutrino Masses and Heavy Triplet Leptons at the LHC: Testability of Type III Seesaw*, *Phys. Rev. D* **80** (2009) 093003, arXiv:0907.4193 [hep-ph]. [Inspire].
- [382] E. Eichten, K. D. Lane, and M. E. Peskin, *New Tests for Quark and Lepton Substructure*, *Phys. Rev. Lett.* **50** (1983) 811–814. [Inspire].
- [383] M. E. Peskin, *Substructure and strong interactions at the TeV scale*, *SLAC-PUB-3852*, 1985. [Inspire].
- [384] N. Cabibbo, L. Maiani, and Y. Srivastava, *Anomalous Z Decays: Excited Leptons?*, *Phys. Lett. B* **139** (1984) 459–463. [Inspire].
- [385] U. Baur, M. Spira, and P. M. Zerwas, *Excited quark and lepton production at hadron colliders*, *Phys. Rev. D* **42** (1990) 815–824. [Inspire].
- [386] O. Panella, R. Leonardi, G. Pancheri, Y. Srivastava, M. Narain, and U. Heintz, *Production of*

- exotic composite quarks at the LHC*, *Phys. Rev. D* **96** (2017) 075034, [arXiv:1703.06913 \[hep-ph\]](#). [[Inspire](#)].
- [387] S. Biondini, O. Panella, G. Pancheri, Y. N. Srivastava, and L. Fanò, *Phenomenology of excited doubly charged heavy leptons at LHC*, *Phys. Rev. D* **85** (2012) 095018, [arXiv:1201.3764 \[hep-ph\]](#). [[Inspire](#)].
- [388] R. Leonardi, O. Panella, and L. Fanò, *Doubly charged heavy leptons at LHC via contact interactions*, *Phys. Rev. D* **90** (2014) 035001, [arXiv:1405.3911 \[hep-ph\]](#). [[Inspire](#)].
- [389] ATLAS Collaboration, G. Aad et al., *Search for excited electrons and muons in $\sqrt{s} = 8$ TeV proton-proton collisions with the ATLAS detector*, *New J. Phys.* **15** (2013) 093011, [arXiv:1308.1364 \[hep-ex\]](#). [[Inspire](#)].
- [390] CMS Collaboration, V. Khachatryan et al., *Search for excited leptons in proton-proton collisions at $\sqrt{s} = 8$ TeV*, *JHEP* **03** (2016) 125, [arXiv:1511.01407 \[hep-ex\]](#). [[Inspire](#)].
- [391] R. Leonardi, L. Alunni, F. Romeo, L. Fanò, and O. Panella, *Hunting for heavy composite Majorana neutrinos at the LHC*, *EPJC* **76** (2016) no. 11, 593, [arXiv:1510.07988 \[hep-ph\]](#). [[Inspire](#)].
- [392] CMS Collaboration, *Search for heavy composite Majorana neutrinos produced in association with a lepton and decaying into a same-flavour lepton plus two quarks at $\sqrt{s} = 13$ TeV with the CMS detector*, CMS-PAS-EXO-16-026, 2016. [[Inspire](#)].
- [393] CMS Collaboration, A. Sirunyan, A. Tumasyan, W. Adam, F. Ambroggi, E. Asilar, T. Bergauer, J. Brandstetter, E. Brondolin, M. Dragicevic, and J. Ero", *Search for a heavy composite Majorana neutrino in the final state with two leptons and two quarks at $\sqrt{s} = 13$ TeV*, *Phys. Lett. B* **775** (2017) 315–337, [arXiv:1706.08578 \[hep-ex\]](#). [[Inspire](#)].
- [394] *Like-sign dileptons with mirror type composite neutrinos at the HL-LHC*, [arXiv:1811.00374 \[hep-ph\]](#). [[Inspire](#)].
- [395] E. Takasugi, *Composite neutrinos and double beta decay*, *Prog. Theor. Phys.* **94** (1995) no. 6, 1097–1104, [arXiv:hep-ph/9506379 \[hep-ph\]](#). [[Inspire](#)].
- [396] Particle Data Group Collaboration, K. A. Olive et al., *Review of Particle Physics*, *Chin. Phys. C* **38** (2014) no. 9, 090001. [[Inspire](#)].
- [397] A. Belyaev, N. D. Christensen, and A. Pukhov, *CalcHEP 3.4 for collider physics within and beyond the Standard Model*, *Comput. Phys. Commun.* **184** (2013) no. 7, 1729–1769, [arXiv:1207.6082 \[hep-ph\]](#). [[Inspire](#)].
- [398] P. S. B. Dev and R. Mohapatra, *Unified explanation of the $eejj$, diboson and dijet resonances at the LHC*, *Phys. Rev. Lett.* **115** (2015) no. 18, [arXiv:1508.02277 \[hep-ph\]](#). [[Inspire](#)].
- [399] CMS Collaboration, *Search for heavy composite Majorana neutrinos at the High-Luminosity and the High-Energy LHC*, CMS-PAS-FTR-18-006, 2018. [[Inspire](#)].
- [400] D. Bertolini, P. Harris, M. Low, and N. Tran, *Pileup Per Particle Identification*, *JHEP* **10** (2014) 59, [arXiv:1407.6013 \[hep-ph\]](#). [[Inspire](#)].
- [401] *Recommendations for Systematic Uncertainties HL-LHC*, 2018. [[Twiki](#)].
- [402] M. Krämer, T. Plehn, M. Spira, and P. M. Zerwas, *Pair production of scalar leptoquarks at the CERN LHC*, *Phys. Rev. D* **71** (2005) 057503, [arXiv:hep-ph/0411038 \[hep-ph\]](#). [[Inspire](#)].
- [403] CMS Collaboration, *Projection of searches for pair production of scalar leptoquarks decaying to a top quark and a charged lepton at the HL-LHC*, CMS-PAS-FTR-18-008, 2018. [[Inspire](#)].
- [404] CMS Collaboration, A. M. Sirunyan, A. Tumasyan, W. Adam, F. Ambroggi, E. Asilar, T. Bergauer, J. Brandstetter, M. Dragicevic, J. Ero", and A. Escalante Del Valle, *Search for leptoquarks coupled to third-generation quarks in proton-proton collisions at $\sqrt{s} = 13$ TeV*, [arXiv:1809.05558 \[hep-ex\]](#). [[Inspire](#)].
- [405] CMS Collaboration, A. M. Sirunyan, A. Tumasyan, W. Adam, F. Ambroggi, E. Asilar,

- T. Bergauer, J. Brandstetter, E. Brondolin, M. Dragicevic, and J. Ero", *Search for third-generation scalar leptoquarks decaying to a top quark and a τ lepton at $\sqrt{s} = 13$ TeV*, *EPJC* **78** (2018) 707, [arXiv:1803.02864 \[hep-ex\]](#). [[Inspire](#)].
- [406] G. D'Amico, M. Nardecchia, P. Panci, F. Sannino, A. Strumia, R. Torre, and A. Urbano, *Flavour anomalies after the R_{K^*} measurement*, *JHEP* **09** (2017) 10, [arXiv:1704.05438 \[hep-ph\]](#). [[Inspire](#)].
- [407] G. Hiller and I. Nišandžić, *R_K and R_{K^*} beyond the standard model*, *Phys. Rev. D* **96** (2017) 035003, [arXiv:1704.05444 \[hep-ph\]](#). [[Inspire](#)].
- [408] B. Capdevila, A. Crivellin, S. Descotes-Genon, J. Matias, and J. Virto, *Patterns of New Physics in $b \rightarrow s\ell^+\ell^-$ transitions in the light of recent data*, *JHEP* **01** (2018) 93, [arXiv:1704.05340 \[hep-ph\]](#). [[Inspire](#)].
- [409] ATLAS Collaboration, M. Aaboud, G. Aad, B. Abbott, J. Abdallah, O. Abdinov, B. Abeloos, R. Aben, O. AbouZeid, N. Abraham, and H. Abramowicz, *Search for high-mass new phenomena in the dilepton final state using proton-proton collisions at $\sqrt{s} = 13$ TeV with the ATLAS detector*, *Phys. Lett. B* **761** (2016) 372–392, [arXiv:1607.03669 \[hep-ex\]](#). [[Inspire](#)].
- [410] B. C. Allanach, B. Gripaios, and T. You, *The case for future hadron colliders from $B \rightarrow K^{(*)}\mu^+\mu^-$ decays*, *JHEP* **03** (2018) 21, [arXiv:1710.06363 \[hep-ph\]](#). [[Inspire](#)].
- [411] BaBar Collaboration, J. Lees, V. Poireau, V. Tisserand, J. Garra Tico, E. Grauges, A. Palano, G. Eigen, B. Stugu, D. N. Brown, and L. Kerth, *Evidence for an excess of $\bar{B} \rightarrow D^{(*)}\tau^-\bar{\nu}_\tau$ decays*, *Phys. Rev. Lett.* **109** (2012), [arXiv:1205.5442 \[hep-ex\]](#). [[Inspire](#)].
- [412] BaBar Collaboration, J. Lees, V. Poireau, V. Tisserand, E. Grauges, A. Palano, G. Eigen, B. Stugu, D. N. Brown, L. Kerth, and Y. Kolomensky, *Measurement of an Excess of $\bar{B} \rightarrow D^{(*)}\tau^-\bar{\nu}_\tau$ Decays and Implications for Charged Higgs Bosons*, *Phys. Rev. D* **88** (2013) 072012, [arXiv:1303.0571 \[hep-ex\]](#). [[Inspire](#)].
- [413] Belle Collaboration, A. Matyja, M. Rozanska, I. Adachi, H. Aihara, V. Aulchenko, T. Aushev, S. Bahinipati, A. Bakich, V. Balagura, and E. Barberio, *Observation of $B^0 \rightarrow D^{*+}\tau^-\nu_\tau$ decay at Belle*, *Phys. Rev. Lett.* **99** (2007), [arXiv:0706.4429 \[hep-ex\]](#). [[Inspire](#)].
- [414] Belle Collaboration, A. Bozek, M. Rozanska, I. Adachi, H. Aihara, K. Arinstein, V. Aulchenko, T. Aushev, T. Aziz, A. Bakich, and V. Bhardwaj, *Observation of $B^+ \rightarrow \bar{D}^{*0}\tau^+\nu_\tau$ and Evidence for $B^+ \rightarrow \bar{D}^0\tau^+\nu_\tau$ at Belle*, *Phys. Rev. D* **82** (2010) 072005, [arXiv:1005.2302 \[hep-ex\]](#). [[Inspire](#)].
- [415] Belle Collaboration, M. Huschle, T. Kuhr, M. Heck, P. Goldenzweig, A. Abdesselam, I. Adachi, K. Adamczyk, H. Aihara, S. Said, and K. Arinstein, *Measurement of the branching ratio of $\bar{B} \rightarrow D^{(*)}\tau^-\bar{\nu}_\tau$ relative to $\bar{B} \rightarrow D^{(*)}\ell^-\bar{\nu}_\ell$ decays with hadronic tagging at Belle*, *Phys. Rev. D* **92** (2015) 072014, [arXiv:1507.03233 \[hep-ex\]](#). [[Inspire](#)].
- [416] Belle Collaboration, Y. Sato, T. Iijima, K. Adamczyk, H. Aihara, D. Asner, H. Atmacan, T. Aushev, R. Ayad, T. Aziz, and V. Babu, *Measurement of the branching ratio of $\bar{B}^0 \rightarrow D^{*+}\tau^-\bar{\nu}_\tau$ relative to $\bar{B}^0 \rightarrow D^{*+}\ell^-\bar{\nu}_\ell$ decays with a semileptonic tagging method*, *Phys. Rev. D* **94** (2016) 072007, [arXiv:1607.07923 \[hep-ex\]](#). [[Inspire](#)].
- [417] Belle Collaboration, S. Hirose, T. Iijima, I. Adachi, K. Adamczyk, H. Aihara, S. Al Said, D. Asner, H. Atmacan, V. Aulchenko, and T. Aushev, *Measurement of the τ lepton polarization and $R(D^*)$ in the decay $\bar{B} \rightarrow D^*\tau^-\bar{\nu}_\tau$* , *Phys. Rev. Lett.* **118** (2017), [arXiv:1612.00529 \[hep-ex\]](#). [[Inspire](#)].
- [418] Belle Collaboration, S. Hirose, T. Iijima, I. Adachi, K. Adamczyk, H. Aihara, S. Al Said, D. Asner, H. Atmacan, T. Aushev, and R. Ayad, *Measurement of the τ lepton polarization and R_{D^*} in the decay $\bar{B} \rightarrow D^*\tau^-\bar{\nu}_\tau$ with one-prong hadronic τ decays at Belle*, *Phys. Rev. D* **97** (2018) 012004, [arXiv:1709.00129 \[hep-ex\]](#). [[Inspire](#)].
- [419] LHCb Collaboration, R. Aaij, B. Adeva, M. Adinolfi, A. Affolder, Z. Ajaltouni, S. Akar,

- J. Albrecht, F. Alessio, M. Alexander, and S. Ali, *Measurement of the ratio of branching fractions $\mathcal{B}(\bar{B}^0 \rightarrow D^{*+} \tau^- \bar{\nu}_\tau) / \mathcal{B}(\bar{B}^0 \rightarrow D^{*+} \mu^- \bar{\nu}_\mu)$* , *Phys. Rev. Lett.* **115**115 (2015), [arXiv:1506.08614 \[hep-ex\]](#). [[Inspire](#)].
- [420] CMS Collaboration, *Prospects for exclusion or discovery of a third generation leptoquark decaying into a τ lepton and a b quark at CMS*, CMS-PAS-FTR-18-028, in preparation.
- [421] T. Plehn, H. Spiesberger, M. Spira, and P. Zerwas, *Formation and decay of scalar leptoquarks / squarks in ep collisions*, *Z. Phys. C* **74** (1997) no. 4, 611–614, [arXiv:hep-ph/9703433 \[hep-ph\]](#). [[Inspire](#)].
- [422] I. Doršner and A. Greljo, *Leptoquark toolbox for precision collider studies*, *JHEP* **05** (2018) 126, [arXiv:1801.07641 \[hep-ph\]](#). [[Inspire](#)].
- [423] ATLAS and CMS and LHC Higgs Combination Group Collaborations, *Procedure for the LHC Higgs boson search combination in summer 2011*, ATL-PHYS-PUB-2011-011, CMS-NOTE-2011-005, 2011. [[Inspire](#)].
- [424] D. Buttazzo, A. Greljo, G. Isidori, and D. Marzocca, *B-physics anomalies: a guide to combined explanations*, *JHEP* **11** (2017) 44, [arXiv:1706.07808 \[hep-ph\]](#). [[Inspire](#)].
- [425] CMS Collaboration, A. M. Sirunyan, A. Tumasyan, W. Adam, E. Asilar, T. Bergauer, J. Brandstetter, E. Brondolin, M. Dragicevic, J. Ero", and M. Flechl, *Search for third-generation scalar leptoquarks and heavy right-handed neutrinos in final states with two tau leptons and two jets in proton-proton collisions at $\sqrt{s} = 13$ TeV*, *JHEP* **07** (2017) 121, [arXiv:1703.03995 \[hep-ex\]](#). [[Inspire](#)].
- [426] L. D. Luzio and M. Nardecchia, *What is the scale of new physics behind the B-flavour anomalies?*, *EPJC* **77** (2017) no. 8, 536, [arXiv:1706.01868 \[hep-ph\]](#). [[Inspire](#)].
- [427] ATLAS Collaboration, M. Aaboud, G. Aad, B. Abbott, J. Abdallah, O. Abdinov, B. Abeloos, R. Aben, O. AbouZeid, N. Abraham, and H. Abramowicz, *Search for Minimal Supersymmetric Standard Model Higgs bosons H/A and for a $'$ boson in the $\tau\tau$ final state produced in pp collisions at $\sqrt{s} = 13$ TeV with the ATLAS Detector*, *EPJC* **76** (2016) no. 11, 585, [arXiv:1608.00890 \[hep-ex\]](#). [[Inspire](#)].
- [428] D. A. Faroughy, A. Greljo, and J. F. Kamenik, *Confronting lepton flavor universality violation in B decays with high- p_T tau lepton searches at LHC*, *Phys. Lett. B* **764** (2017) 126–134, [arXiv:1609.07138 \[hep-ph\]](#). [[Inspire](#)].
- [429] A. Greljo, J. M. Camalich, and J. D. Ruiz-Álvarez, *The Mono-Tau Menace: From B Decays to High- p_T Tails*, [arXiv:1811.07920 \[hep-ph\]](#). [[Inspire](#)].
- [430] A. Greljo and D. Marzocca, *High- p_T dilepton tails and flavor physics*, *EPJC* **77** (2017) no. 8, 548, [arXiv:1704.09015 \[hep-ph\]](#). [[Inspire](#)].
- [431] ATLAS Collaboration, *Search for new high-mass phenomena in the dilepton final state using 36.1 fb^{-1} of proton-proton collision data at $\sqrt{s} = 13$ TeV with the ATLAS detector*, ATLAS-CONF-2017-027, 2017. [[Inspire](#)].
- [432] ATLAS Collaboration, M. Aaboud, G. Aad, B. Abbott, O. Abdinov, B. Abeloos, S. H. Abidi, O. AbouZeid, N. Abraham, H. Abramowicz, and H. Abreu, *Search for new high-mass phenomena in the dilepton final state using 36 fb^{-1} of proton-proton collision data at $\sqrt{s} = 13$ TeV with the ATLAS detector*, *JHEP* **10** (2017) 182, [arXiv:1707.02424 \[hep-ex\]](#). [[Inspire](#)].
- [433] Y. Afik, J. Cohen, E. Gozani, E. Kajomovitz, and Y. Rozen, *Establishing a Search for $b \rightarrow s \ell^+ \ell^-$ Anomalies at the LHC*, *JHEP* **08** (2018) 56, [arXiv:1805.11402 \[hep-ph\]](#). [[Inspire](#)].
- [434] A. Greljo, G. Isidori, and D. Marzocca, *On the breaking of Lepton Flavor Universality in B decays*, *JHEP* **07** (2015) 142, [arXiv:1506.01705 \[hep-ph\]](#). [[Inspire](#)].
- [435] S. M. Boucenna, A. Celis, J. Fuentes-Martín, A. Vicente, and J. Virto, *Phenomenology of an $SU(2) \times SU(2) \times U(1)$ model with lepton-flavour non-universality*, *JHEP* **12** (2016) 59, [arXiv:1608.01349 \[hep-ph\]](#). [[Inspire](#)].

- [436] M. Abdullah, J. Calle, B. Dutta, A. Flórez, and D. Restrepo, *Probing a simplified, W' model of $R_{D^{(*)}}$ anomalies using b -tags, τ leptons and missing energy*, *Phys. Rev. D* **98** (2018) 055016, [arXiv:1805.01869 \[hep-ph\]](#). [[Inspire](#)].
- [437] A. Greljo, D. J. Robinson, B. Shakya, and J. Zupan, *$R_{D^{(*)}}$ from W' and right-handed neutrinos*, *JHEP* **09** (2018) 169, [arXiv:1804.04642 \[hep-ph\]](#). [[Inspire](#)].
- [438] P. Asadi, M. R. Buckley, and D. Shih, *It's all right(-handed neutrinos): a new W' model for the $R_{D^{(*)}}$ anomaly*, *JHEP* **09** (2018) 10, [arXiv:1804.04135 \[hep-ph\]](#). [[Inspire](#)].
- [439] X.-Q. Li, Y.-D. Yang, and X. Zhang, *Revisiting the one leptoquark solution to the $R_{D^{(*)}}$ anomalies and its phenomenological implications*, *JHEP* **08** (2016) 54, [arXiv:1605.09308 \[hep-ph\]](#). [[Inspire](#)].
- [440] R. Alonso, B. Grinstein, and J. M. Camalich, *Lifetime of B_c^- Constrains Explanations for Anomalies in $B \rightarrow D^{(*)}\tau\nu$* , *Phys. Rev. Lett.* **118** (2017) no. 8, [arXiv:1611.06676 \[hep-ph\]](#). [[Inspire](#)].
- [441] A. Celis, M. Jung, X.-Q. Li, and A. Pich, *Scalar contributions to $b \rightarrow c(u)\tau\nu$ transitions*, *Phys. Lett. B* **771** (2017) 168–179, [arXiv:1612.07757 \[hep-ph\]](#). [[Inspire](#)].
- [442] A. Akeroyd and C.-H. Chen, *Constraint on the branching ratio of $B_c \rightarrow \tau\bar{\nu}$ from LEP1 and consequences for $R_{D^{(*)}}$ anomaly*, *Phys. Rev. D* **96** (2017) 075011, [arXiv:1708.04072 \[hep-ph\]](#). [[Inspire](#)].
- [443] A. Crivellin, D. Müller, and T. Ota, *Simultaneous explanation of $R(D^{*})$ and $b \rightarrow s\mu^+\mu^-$: the last scalar leptoquarks standing*, *JHEP* **09** (2017) 40, [arXiv:1703.09226 \[hep-ph\]](#). [[Inspire](#)].
- [444] D. Marzocca, *Addressing the B -physics anomalies in a fundamental Composite Higgs Model*, *JHEP* **07** (2018) 121, [arXiv:1803.10972 \[hep-ph\]](#). [[Inspire](#)].
- [445] L. D. Luzio, A. Greljo, and M. Nardecchia, *Gauge leptoquark as the origin of B -physics anomalies*, *Phys. Rev. D* **96** (2017) 115011, [arXiv:1708.08450 \[hep-ph\]](#). [[Inspire](#)].
- [446] L. D. Luzio, J. Fuentes-Martin, A. Greljo, M. Nardecchia, and S. Renner, *Maximal Flavour Violation: a Cabibbo mechanism for leptoquarks*, *JHEP* **11** (2018) 81, [arXiv:1808.00942 \[hep-ph\]](#). [[Inspire](#)].
- [447] Fermilab Lattice and MILC Collaborations, A. Bazavov, C. Bernard, C. Bouchard, C. Chang, C. DeTar, D. Du, A. El-Khadra, E. Freeland, E. Ga'miz, and S. Gottlieb, *$B_{(s)}^0$ -mixing matrix elements from lattice QCD for the Standard Model and beyond*, *Phys. Rev. D* **93** (2016) 113016, [arXiv:1602.03560 \[hep-lat\]](#). [[Inspire](#)].
- [448] *Hadron Collider Sensitivity to Fat Flavourful Z' s for $R_{K^{(*)}}$* , [arXiv:1810.02166 \[hep-ph\]](#). [[Inspire](#)].
- [449] P. Arnan, A. Crivellin, L. Hofer, and F. Mescia, *Loop effects of heavy new scalars and fermions in $b \rightarrow s\mu^+\mu^-$* , *JHEP* **04** (2017) 43, [arXiv:1608.07832 \[hep-ph\]](#). [[Inspire](#)].
- [450] A. Falkowski, M. González-Alonso, and K. Mimouni, *Compilation of low-energy constraints on 4-fermion operators in the SMEFT*, *JHEP* **08** (2017) 123, [arXiv:1706.03783 \[hep-ph\]](#). [[Inspire](#)].
- [451] A. Falkowski, S. F. King, E. Perdomo, and M. Pierre, *Flavourful Z' portal for vector-like neutrino Dark Matter and $R_{K^{(*)}}$* , *JHEP* **08** (2018) 61, [arXiv:1803.04430 \[hep-ph\]](#). [[Inspire](#)].
- [452] *Combined Explanations of the $b \rightarrow s\mu^+\mu^-$ and $b \rightarrow c\tau^-\bar{\nu}$ Anomalies: a General Model Analysis*, [arXiv:1806.07403 \[hep-ph\]](#). [[Inspire](#)].
- [453] A. Celis, J. Fuentes-Martín, A. Vicente, and J. Virto, *Gauge-invariant implications of the LHCb measurements on lepton-flavor nonuniversality*, *Phys. Rev. D* **96** (2017) 035026, [arXiv:1704.05672 \[hep-ph\]](#). [[Inspire](#)].
- [454] D. Bečirević and O. Sumensari, *A leptoquark model to accommodate $R_K^{\text{exp}} < R_K^{\text{SM}}$ and $R_{K^*}^{\text{exp}} < R_{K^*}^{\text{SM}}$* , *JHEP* **08** (2017) 104, [arXiv:1704.05835 \[hep-ph\]](#). [[Inspire](#)].

- [455] J. F. Kamenik, Y. Soreq, and J. Zupan, *Lepton flavor universality violation without new sources of quark flavor violation*, *Phys. Rev. D* **97** (2018) 035002, [arXiv:1704.06005 \[hep-ph\]](#). [[Inspire](#)].
- [456] P. J. Fox, I. Low, and Y. Zhang, *Top-philic Z' forces at the LHC*, *JHEP* **03** (2018) 74, [arXiv:1801.03505 \[hep-ph\]](#). [[Inspire](#)].
- [457] J. E. Camargo-Molina, A. Celis, and D. A. Faroughy, *Anomalies in Bottom from new physics in Top*, *Phys. Lett. B* **784** (2018) 284–293, [arXiv:1805.04917 \[hep-ph\]](#). [[Inspire](#)].
- [458] ATLAS Collaboration, *Search prospects for resonant Higgs boson pair production in the $b\bar{b}b\bar{b}$ final state with large-radius jets from pp collisions at the HL-LHC*, ATL-PHYS-PUB-2018-028, 2018. [[CDS](#)].
- [459] ATLAS Collaboration, *Jet substructure at very high luminosity*, 2014. [[Twiki](#)].
- [460] ATLAS Collaboration, *Boosted Object Tagging with Variable- R Jets in the ATLAS Detector*, ATL-PHYS-PUB-2016-013, 2016. [[CDS](#)].
- [461] CMS Collaboration, S. Chatrchyan et al., *Observation of a new boson with mass near 125 GeV in pp collisions at $\sqrt{s} = 7$ and 8 TeV*, *JHEP* **06** (2013) 081, [arXiv:1303.4571 \[hep-ex\]](#). [[Inspire](#)].
- [462] L. Randall and R. Sundrum, *A large mass hierarchy from a small extra dimension*, *Phys. Rev. Lett.* **83** (1999) 3370, [arXiv:hep-ph/9905221](#). [[Inspire](#)].
- [463] W. D. Goldberger and M. B. Wise, *Modulus stabilization with bulk fields*, *Phys. Rev. Lett.* **83** (1999) no. 24, 4922–4925, [arXiv:hep-ph/9907447 \[hep-ph\]](#). [[Inspire](#)].
- [464] C. Csáki, M. Graesser, L. Randall, and J. Terning, *Cosmology of brane models with radion stabilization*, *Phys. Rev. D* **62** (2000) 045015, [arXiv:hep-ph/9911406 \[hep-ph\]](#). [[Inspire](#)].
- [465] C. Csáki, M. L. Graesser, and G. D. Kribs, *Radion dynamics and electroweak physics*, *Phys. Rev. D* **63** (2001) 065002, [arXiv:hep-th/0008151 \[hep-th\]](#). [[Inspire](#)].
- [466] H. Davoudiasl, J. L. Hewett, and T. G. Rizzo, *Phenomenology of the Randall-Sundrum Gauge Hierarchy Model*, *Phys. Rev. Lett.* **84** (2000) no. 10, 2080, [arXiv:hep-ph/9909255 \[hep-ph\]](#). [[Inspire](#)].
- [467] O. DeWolfe, D. Z. Freedman, S. S. Gubser, and A. Karch, *Modeling the fifth-dimension with scalars and gravity*, *Phys. Rev. D* **62** (2000) 046008, [arXiv:hep-th/9909134 \[hep-th\]](#). [[Inspire](#)].
- [468] K. Agashe, H. Davoudiasl, G. Perez, and A. Soni, *Warped Gravitons at the LHC and Beyond*, *Phys. Rev. D* **76** (2007) 036006, [arXiv:hep-ph/0701186 \[hep-ph\]](#). [[Inspire](#)].
- [469] G. Branco, P. Ferreira, L. Lavoura, M. Rebelo, M. Sher, and J. P. Silva, *Theory and phenomenology of two-Higgs-doublet models*, *Phys. Rept.* **516** (2012) 1–102, [arXiv:1106.0034 \[hep-ph\]](#). [[Inspire](#)].
- [470] A. Djouadi, *The Anatomy of electro-weak symmetry breaking. II. The Higgs bosons in the minimal supersymmetric model*, *Phys. Rept.* **459** (2008) 1–241, [arXiv:hep-ph/0503173 \[hep-ph\]](#). [[Inspire](#)].
- [471] H. Georgi and M. Machacek, *Doubly charged Higgs bosons*, *Nucl. Phys. B* **262** (1985) 463–477. [[Inspire](#)].
- [472] ATLAS Collaboration, G. Aad, B. Abbott, J. Abdallah, S. Abdel Khalek, O. Abdinov, R. Aben, B. Abi, M. Abolins, O. AbouZeid, and H. Abramowicz, *Search For Higgs Boson Pair Production in the $\gamma\gamma b\bar{b}$ Final State using pp Collision Data at $\sqrt{s} = 8$ TeV from the ATLAS Detector*, *Phys. Rev. Lett.* **114** (2015), [arXiv:1406.5053 \[hep-ex\]](#). [[Inspire](#)].
- [473] ATLAS Collaboration, G. Aad, B. Abbott, J. Abdallah, O. Abdinov, R. Aben, M. Abolins, O. AbouZeid, H. Abramowicz, H. Abreu, and R. Abreu, *Search for Higgs boson pair production in the $b\bar{b}b\bar{b}$ final state from pp collisions at $\sqrt{s} = 8$ TeV with the ATLAS detector*, *EPJC* **75** (2015)

- no. 9, 412, [arXiv:1506.00285 \[hep-ex\]](#). [[Inspire](#)].
- [474] ATLAS Collaboration, G. Aad, B. Abbott, J. Abdallah, O. Abidinov, R. Aben, M. Abolins, O. AbouZeid, H. Abramowicz, H. Abreu, and R. Abreu, *Searches for Higgs boson pair production in the $hh \rightarrow bb\tau\tau, \gamma\gamma WW^*, \gamma\gamma bb, bbbb$ channels with the ATLAS detector*, *Phys. Rev. D* **92** (2015) 092004, [arXiv:1509.04670 \[hep-ex\]](#). [[Inspire](#)].
- [475] CMS Collaboration, V. Khachatryan, A. M. Sirunyan, A. Tumasyan, W. Adam, T. Bergauer, M. Dragicevic, J. Ero", C. Fabjan, M. Friedl, and R. Fruehwirth, *Searches for heavy Higgs bosons in two-Higgs-doublet models and for $t \rightarrow ch$ decay using multilepton and diphoton final states in pp collisions at 8 TeV*, *Phys. Rev. D* **90** (2014) 112013, [arXiv:1410.2751 \[hep-ex\]](#). [[Inspire](#)].
- [476] CMS Collaboration, V. Khachatryan et al., *Search for resonant pair production of Higgs bosons decaying to two bottom quark-antiquark pairs in proton-proton collisions at 8 TeV*, *Phys. Lett. B* **749** (2015) 560, [arXiv:1503.04114 \[hep-ex\]](#). [[Inspire](#)].
- [477] CMS Collaboration, V. Khachatryan, A. M. Sirunyan, A. Tumasyan, W. Adam, E. Asilar, T. Bergauer, J. Brandstetter, E. Brondolin, M. Dragicevic, and J. Ero", *Searches for a heavy scalar boson H decaying to a pair of 125 GeV Higgs bosons hh or for a heavy pseudoscalar boson A decaying to Zh , in the final states with $h \rightarrow \tau\tau$* , *Phys. Lett. B* **755** (2016) 217–244, [arXiv:1510.01181 \[hep-ex\]](#). [[Inspire](#)].
- [478] CMS Collaboration, V. Khachatryan, A. M. Sirunyan, A. Tumasyan, W. Adam, E. Asilar, T. Bergauer, J. Brandstetter, E. Brondolin, M. Dragicevic, and J. Ero", *Search for two Higgs bosons in final states containing two photons and two bottom quarks in proton-proton collisions at 8 TeV*, *Phys. Rev. D* **94** (2016) 052012, [arXiv:1603.06896 \[hep-ex\]](#). [[Inspire](#)].
- [479] CMS Collaboration, V. Khachatryan, A. M. Sirunyan, A. Tumasyan, W. Adam, E. Asilar, T. Bergauer, J. Brandstetter, E. Brondolin, M. Dragicevic, and J. Ero", *Search for heavy resonances decaying to two Higgs bosons in final states containing four b quarks*, *EPJC* **76** (2016) no. 7, 371, [arXiv:1602.08762 \[hep-ex\]](#). [[Inspire](#)].
- [480] ATLAS Collaboration, M. Aaboud, G. Aad, B. Abbott, J. Abdallah, O. Abidinov, B. Abeloos, R. Aben, O. AbouZeid, N. Abraham, and H. Abramowicz, *Search for pair production of Higgs bosons in the $b\bar{b}b\bar{b}$ final state using proton–proton collisions at $\sqrt{s} = 13$ TeV with the ATLAS detector*, *Phys. Rev. D* **94** (2016) 052002, [arXiv:1606.04782 \[hep-ex\]](#). [[Inspire](#)].
- [481] ATLAS Collaboration, *Search for pair production of Higgs bosons in the $b\bar{b}b\bar{b}$ final state using proton–proton collisions at $\sqrt{s} = 13$ TeV with the ATLAS detector*, ATLAS-CONF-2016-049, 2016. [[Inspire](#)].
- [482] CMS Collaboration, A. Sirunyan, A. Tumasyan, W. Adam, F. Ambroggi, E. Asilar, T. Bergauer, J. Brandstetter, E. Brondolin, M. Dragicevic, and J. Ero", *Search for a massive resonance decaying to a pair of Higgs bosons in the four b quark final state in proton-proton collisions at $\sqrt{s} = 13$ TeV*, *Phys. Lett. B* **781** (2018) 244–269, [arXiv:1710.04960 \[hep-ex\]](#). [[Inspire](#)].
- [483] CMS Collaboration, A. M. Sirunyan, A. Tumasyan, W. Adam, F. Ambroggi, E. Asilar, T. Bergauer, J. Brandstetter, M. Dragicevic, J. Ero", and A. Escalante Del Valle, *Search for production of Higgs boson pairs in the four b quark final state using large-area jets in proton-proton collisions at $\sqrt{s} = 13$ TeV*, [arXiv:1808.01473 \[hep-ex\]](#). [[Inspire](#)].
- [484] G. F. Giudice, R. Rattazzi, and J. D. Wells, *Graviscalars from higher dimensional metrics and curvature Higgs mixing*, *Nucl. Phys. B* **595** (2001) 250–276, [arXiv:hep-ph/0002178 \[hep-ph\]](#). [[Inspire](#)].
- [485] A. Carvalho, *Gravity particles from Warped Extra Dimensions, predictions for LHC*, [arXiv:1404.0102 \[hep-ph\]](#). [[Inspire](#)].
- [486] CMS Collaboration, *Search for vector boson fusion production of a massive resonance decaying to a pair of Higgs bosons in the four b quark final state at the HL-LHC using the CMS Phase 2 detector*, CMS-PAS-FTR-18-003, 2018. [[Inspire](#)].

- [487] L. A. Harland-Lang, A. D. Martin, P. Motylinski, and R. S. Thorne, *Parton distributions in the LHC era: MMHT 2014 PDFs*, *EPJC* **75** (2015) no. 5, 204, [arXiv:1412.3989 \[hep-ph\]](#). [[Inspire](#)].
- [488] A. Buckley, J. Ferrando, S. Lloyd, K. Nordström, B. Page, M. Rüfenacht, M. Schönherr, and G. Watt, *LHAPDF6: parton density access in the LHC precision era*, *EPJC* **75** (2015) no. 3, 132, [arXiv:1412.7420 \[hep-ph\]](#). [[Inspire](#)].
- [489] S. Carrazza, J. I. Latorre, J. Rojo, and G. Watt, *A compression algorithm for the combination of PDF sets*, *EPJC* **75** (2015) no. 10, 474, [arXiv:1504.06469 \[hep-ph\]](#). [[Inspire](#)].
- [490] J. Butterworth, S. Carrazza, A. Cooper-Sarkar, A. De Roeck, J. Feltesse, S. Forte, J. Gao, S. Glazov, J. Huston, and Z. Kassabov, *PDF4LHC recommendations for LHC Run II*, *J. Phys. G* **43** (2016) 023001, [arXiv:1510.03865 \[hep-ph\]](#). [[Inspire](#)].
- [491] G. P. Salam, *Towards Jetography*, *EPJC* **67** (2010) no. 3-4, 637–686, [arXiv:0906.1833 \[hep-ph\]](#). [[Inspire](#)].
- [492] J. M. Butterworth, A. R. Davison, M. Rubin, and G. P. Salam, *Jet substructure as a new Higgs search channel at the LHC*, *Phys. Rev. Lett.* **100** (2008) no. 24, [arXiv:0802.2470 \[hep-ph\]](#). [[Inspire](#)].
- [493] M. Dasgupta, A. Fregoso, S. Marzani, and G. P. Salam, *Towards an understanding of jet substructure*, *JHEP* **09** (2013) 29, [arXiv:1307.0007 \[hep-ph\]](#). [[Inspire](#)].
- [494] A. J. Larkoski, S. Marzani, G. Soyez, and J. Thaler, *Soft Drop*, *JHEP* **05** (2014) 146, [arXiv:1402.2657 \[hep-ph\]](#). [[Inspire](#)].
- [495] CMS Collaboration, *Jet algorithms performance in 13 TeV data*, CMS-PAS-JME-16-003, 2017. [[Inspire](#)].
- [496] ATLAS and CMS Collaborations, G. Aad, B. Abbott, J. Abdallah, O. Abidinov, R. Aben, M. Abolins, O. AbouZeid, H. Abramowicz, H. Abreu, and R. Abreu, *Combined Measurement of the Higgs Boson Mass in pp Collisions at $\sqrt{s} = 7$ and 8 TeV with the ATLAS and CMS Experiments*, *Phys. Rev. Lett.* **114** (2015), [arXiv:1503.07589 \[hep-ex\]](#). [[Inspire](#)].
- [497] CMS Collaboration, A. M. Sirunyan, A. Tumasyan, W. Adam, F. Ambroggi, E. Asilar, T. Bergauer, J. Brandstetter, E. Brondolin, M. Dragicevic, and J. Ero", *Measurements of properties of the Higgs boson decaying into the four-lepton final state in pp collisions at $\sqrt{s} = 13$ TeV*, *JHEP* **11** (2017) 47, [arXiv:1706.09936 \[hep-ex\]](#). [[Inspire](#)].
- [498] J. Thaler and K. Van Tilburg, *Maximizing boosted top identification by minimizing N -subjettiness*, *JHEP* **02** (2012) 093, [arXiv:1108.2701 \[hep-ph\]](#). [[Inspire](#)].
- [499] R. Dermišek, E. Lunghi, and S. Shin, *New decay modes of heavy Higgs bosons in a two Higgs doublet model with vectorlike leptons*, *JHEP* **05** (2016) 148, [arXiv:1512.07837 \[hep-ph\]](#). [[Inspire](#)].
- [500] R. Dermišek, E. Lunghi, and S. Shin, *Two Higgs doublet model with vectorlike leptons and contributions to $pp \rightarrow WW$ and $H \rightarrow WW$* , *JHEP* **02** (2016) 119, [arXiv:1509.04292 \[hep-ph\]](#). [[Inspire](#)].
- [501] K. Kannike, M. Raidal, D. M. Straub, and A. Strumia, *Anthropic solution to the magnetic muon anomaly: the charged see-saw*, *JHEP* **0210** (2012) 106, [arXiv:1111.2551 \[hep-ph\]](#). [[Inspire](#)].
- [502] R. Dermišek and A. Raval, *Explanation of the Muon $g - 2$ Anomaly with Vectorlike Leptons and its Implications for Higgs Decays*, *Phys. Rev. D* **88** (2013) 013017, [arXiv:1305.3522 \[hep-ph\]](#). [[Inspire](#)].
- [503] A. Falkowski, D. M. Straub, and A. Vicente, *Vector-like leptons: Higgs decays and collider phenomenology*, *JHEP* **05** (2014) 92, [arXiv:1312.5329 \[hep-ph\]](#). [[Inspire](#)].
- [504] A. Falkowski and R. Vega-Morales, *Exotic Higgs decays in the golden channel*, *JHEP* **12** (2014) 37, [arXiv:1405.1095 \[hep-ph\]](#). [[Inspire](#)].

- [505] R. Dermíšek, A. Raval, and S. Shin, *Effects of vectorlike leptons on $h \rightarrow 4\ell$ and the connection to the muon $g - 2$ anomaly*, *Phys. Rev. D* **90** (2014) 034023, [arXiv:1406.7018 \[hep-ph\]](#). [[Inspire](#)].
- [506] R. Dermíšek, J. P. Hall, E. Lunghi, and S. Shin, *Limits on Vectorlike Leptons from Searches for Anomalous Production of Multi-Lepton Events*, *JHEP* **12** (2014) 13, [arXiv:1408.3123 \[hep-ph\]](#). [[Inspire](#)].
- [507] R. Dermíšek, E. Lunghi, and S. Shin, *Contributions of flavor violating couplings of a Higgs boson to $pp \rightarrow WW$* , *JHEP* **08** (2015) 126, [arXiv:1503.08829 \[hep-ph\]](#). [[Inspire](#)].
- [508] R. Dermíšek, E. Lunghi, and S. Shin, *New constraints and discovery potential for Higgs to Higgs cascade decays through vectorlike leptons*, *JHEP* **10** (2016) 81, [arXiv:1608.00662 \[hep-ph\]](#). [[Inspire](#)].
- [509] N. Kumar and S. P. Martin, *Vectorlike Leptons at the Large Hadron Collider*, *Phys. Rev. D* **92** (2015) 115018, [arXiv:1510.03456 \[hep-ph\]](#). [[Inspire](#)].
- [510] R. Dermisek, E. Lunghi, and S. Shin, *Heavy Higgs cascade decay into a vectorlike quark*, .
- [511] LHC Higgs Cross Section Working Group Collaboration, S. Heinemeyer, C. Mariotti, G. Passarino, R. Tanaka, J. R. Andersen, P. Artoisenet, E. A. Bagnaschi, A. Banfi, T. Becher, and F. U. Bernlochner, *Handbook of LHC Higgs Cross Sections: 3. Higgs Properties*, [arXiv:1307.1347 \[hep-ph\]](#). [[Inspire](#)].
- [512] R. V. Harlander, S. Liebler, and H. Mantler, *SusHi: A program for the calculation of Higgs production in gluon fusion and bottom-quark annihilation in the Standard Model and the MSSM*, *Comput. Phys. Commun.* **184** (2013) no. 6, 1605–1617, [arXiv:1212.3249 \[hep-ph\]](#). [[Inspire](#)].
- [513] R. V. Harlander, S. Liebler, and H. Mantler, *SusHi Bento: Beyond NNLO and the heavy-top limit*, *Comput. Phys. Commun.* **212** (2017) 239–257, [arXiv:1605.03190 \[hep-ph\]](#). [[Inspire](#)].
- [514] ATLAS Collaboration, *Search for a CP-odd Higgs boson decaying to Zh in pp collisions at $\sqrt{s} = 13$ TeV with the ATLAS detector*, ATLAS-CONF-2016-015, 2016. [[Inspire](#)].
- [515] ATLAS Collaboration, M. Aaboud, G. Aad, B. Abbott, O. Abdinov, B. Abeloos, S. H. Abidi, O. AbouZeid, N. Abraham, H. Abramowicz, and H. Abreu, *Search for additional heavy neutral Higgs and gauge bosons in the ditau final state produced in 36 fb^{-1} of pp collisions at $\sqrt{s} = 13$ TeV with the ATLAS detector*, *JHEP* **01** (2018) 55, [arXiv:1709.07242 \[hep-ex\]](#). [[Inspire](#)].
- [516] CMS Collaboration, V. Khachatryan, A. M. Sirunyan, A. Tumasyan, W. Adam, E. Asilar, T. Bergauer, J. Brandstetter, E. Brondolin, M. Dragicevic, and J. Ero", *Search for high-mass diphoton resonances in proton-proton collisions at 13 TeV and combination with 8 TeV search*, *Phys. Lett. B* **767** (2017) 147–170, [arXiv:1609.02507 \[hep-ex\]](#). [[Inspire](#)].
- [517] ATLAS Collaboration, M. Aaboud, G. Aad, B. Abbott, O. Abdinov, B. Abeloos, S. H. Abidi, O. AbouZeid, N. Abraham, H. Abramowicz, and H. Abreu, *Search for new phenomena in high-mass diphoton final states using 37 fb^{-1} of proton–proton collisions collected at $\sqrt{s} = 13$ TeV with the ATLAS detector*, *Phys. Lett. B* **775** (2017) 105–125, [arXiv:1707.04147 \[hep-ex\]](#). [[Inspire](#)].
- [518] U. Ellwanger, C. Hugonie, and A. M. Teixeira, *The Next-to-Minimal Supersymmetric Standard Model*, *Phys. Rept.* **496** (2010) 1–77, [arXiv:0910.1785 \[hep-ph\]](#). [[Inspire](#)].
- [519] Z. Chacko, H.-S. Goh, and R. Harnik, *The Twin Higgs: Natural electroweak breaking from mirror symmetry*, *Phys. Rev. Lett.* **96** (2006) no. 23, [arXiv:hep-ph/0506256 \[hep-ph\]](#). [[Inspire](#)].
- [520] R. Contino, *The Higgs as a Composite Nambu-Goldstone Boson*, [arXiv:1005.4269 \[hep-ph\]](#). [[Inspire](#)].
- [521] G. Panico and A. Wulzer, *The Composite Nambu-Goldstone Higgs*, vol. 913. Springer International Publishing, 2016. [arXiv:1506.01961 \[hep-ph\]](#). [[Inspire](#)].

- [522] M. Pietroni, *The Electroweak phase transition in a nonminimal supersymmetric model*, *Nucl. Phys. B* **402** (1993) 27–45, [arXiv:hep-ph/9207227](#) [hep-ph]. [Inspire].
- [523] D. Curtin, P. Meade, and C.-T. Yu, *Testing Electroweak Baryogenesis with Future Colliders*, *JHEP* **11** (2014) 127, [arXiv:1409.0005](#) [hep-ph]. [Inspire].
- [524] N. Craig, H. K. Lou, M. McCullough, and A. Thalappilil, *The Higgs Portal Above Threshold*, *JHEP* **02** (2016) 127, [arXiv:1412.0258](#) [hep-ph]. [Inspire].
- [525] D. Buttazzo, F. Sala, and A. Tesi, *Singlet-like Higgs bosons at present and future colliders*, *JHEP* **11** (2015) 158, [arXiv:1505.05488](#) [hep-ph]. [Inspire].
- [526] D. Buttazzo, D. Redigolo, F. Sala, and A. Tesi, *Fusing Vectors into Scalars at High Energy Lepton Colliders*, *JHEP* **11** (2018) 144, [arXiv:1807.04743](#) [hep-ph]. [Inspire].
- [527] ATLAS and CMS Collaborations, G. Aad, B. Abbott, J. Abdallah, O. Abdinov, B. Abeloos, R. Aben, O. AbouZeid, N. Abraham, H. Abramowicz, and H. Abreu, *Measurements of the Higgs boson production and decay rates and constraints on its couplings from a combined ATLAS and CMS analysis of the LHC pp collision data at $\sqrt{s} = 7$ and 8 TeV*, *JHEP* **08** (2016) 45, [arXiv:1606.02266](#) [hep-ex]. [Inspire].
- [528] CMS Collaboration, *Combined measurements of the Higgs boson's couplings at $\sqrt{s} = 13$ TeV*, CMS-PAS-HIG-17-031, 2018. [Inspire].
- [529] ATLAS Collaboration, *Measurement of gluon fusion and vector boson fusion Higgs boson production cross-sections in the $H \rightarrow WW^* \rightarrow e\nu\mu\nu$ decay channel in pp collisions at $\sqrt{s} = 13$ TeV with the ATLAS detector*, ATLAS-CONF-2018-004, 2018. [Inspire].
- [530] M. Carena, Z. Liu, and M. Riembau, *Probing the electroweak phase transition via enhanced di-Higgs boson production*, *Phys. Rev. D* **97** (2018) 095032, [arXiv:1801.00794](#) [hep-ph]. [Inspire].
- [531] J. Baglio, A. Djouadi, R. Gröber, M. Mühlleitner, J. Quevillon, and M. Spira, *The measurement of the Higgs self-coupling at the LHC: theoretical status*, *JHEP* **04** (2013) 151, [arXiv:1212.5581](#) [hep-ph]. [Inspire].
- [532] CMS Collaboration, A. M. Sirunyan, A. Tumasyan, W. Adam, F. Ambroggi, E. Asilar, T. Bergauer, J. Brandstetter, E. Brondolin, M. Dragicevic, and J. Ero", *Search for a new scalar resonance decaying to a pair of Z bosons in proton-proton collisions at $\sqrt{s} = 13$ TeV*, *JHEP* **06** (2018) 127, [arXiv:1804.01939](#) [hep-ex]. [Inspire].
- [533] R. Barbieri, L. J. Hall, Y. Nomura, and V. S. Rychkov, *Supersymmetry without a Light Higgs Boson*, *Phys. Rev. D* **75** (2007) 035007, [arXiv:hep-ph/0607332](#) [hep-ph]. [Inspire].
- [534] L. J. Hall, D. Pinner, and J. T. Ruderman, *A Natural SUSY Higgs Near 126 GeV*, *JHEP* **04** (2012) 131, [arXiv:1112.2703](#) [hep-ph]. [Inspire].
- [535] K. Agashe, Y. Cui, and R. Franceschini, *Natural Islands for a 125 GeV Higgs in the scale-invariant NMSSM*, *JHEP* **02** (2013) 31, [arXiv:1209.2115](#) [hep-ph]. [Inspire].
- [536] T. Gherghetta, B. von Harling, A. D. Medina, and M. A. Schmidt, *The Scale-Invariant NMSSM and the 126 GeV Higgs Boson*, *JHEP* **02** (2013) 32, [arXiv:1212.5243](#) [hep-ph]. [Inspire].
- [537] J. Espinosa and M. Quirós, *On Higgs boson masses in nonminimal supersymmetric standard models*, *Phys. Lett. B* **279** (1992) 92–97. [Inspire].
- [538] R. Barbieri, D. Buttazzo, K. Kannike, F. Sala, and A. Tesi, *Exploring the Higgs sector of a most natural NMSSM*, *Phys. Rev. D* **87** (2013) 115018, [arXiv:1304.3670](#) [hep-ph]. [Inspire].
- [539] R. Barbieri, D. Buttazzo, K. Kannike, F. Sala, and A. Tesi, *One or more Higgs bosons?*, *Phys. Rev. D* **88** (2013) 055011, [arXiv:1307.4937](#) [hep-ph]. [Inspire].
- [540] F. Sala, *Higgs and flavour as doors to new physics*, *Eur. Phys. J. Plus* **131** (2016) no. 4, 79, [arXiv:1509.08655](#) [hep-ph]. [Inspire].
- [541] A. Katz, A. Mariotti, S. Pokorski, D. Redigolo, and R. Ziegler, *SUSY Meets Her Twin*, *JHEP* **01**

- (2017) 142, [arXiv:1611.08615 \[hep-ph\]](#). [[Inspire](#)].
- [542] M. Badziak and K. Harigaya, *Supersymmetric D-term Twin Higgs*, **JHEP** **06** (2017) 65, [arXiv:1703.02122 \[hep-ph\]](#). [[Inspire](#)].
- [543] P. W. Graham, D. E. Kaplan, and S. Rajendran, *Cosmological Relaxation of the Electroweak Scale*, **Phys. Rev. Lett.** **115** (2015) no. 22, [arXiv:1504.07551 \[hep-ph\]](#). [[Inspire](#)].
- [544] T. Flacke, C. Frugiuele, E. Fuchs, R. S. Gupta, and G. Perez, *Phenomenology of relaxion-Higgs mixing*, **JHEP** **06** (2017) 50, [arXiv:1610.02025 \[hep-ph\]](#). [[Inspire](#)].
- [545] K. Choi and S. H. Im, *Constraints on Relaxion Windows*, **JHEP** **12** (2016) 93, [arXiv:1610.00680 \[hep-ph\]](#). [[Inspire](#)].
- [546] C. Frugiuele, E. Fuchs, G. Perez, and M. Schlaffer, *Relaxion and light (pseudo)scalars at the HL-LHC and lepton colliders*, **JHEP** **10** (2018) 151, [arXiv:1807.10842 \[hep-ph\]](#). [[Inspire](#)].
- [547] L3 Collaboration, M. Acciarri, O. Adriani, M. Aguilar-Benitez, S. Ahlen, B. Alpat, J. Alcaraz, G. Alemanni, J. Allaby, A. Aloisio, and G. Alverson, *Search for neutral Higgs boson production through the process $e^+e^- \rightarrow Z^*H^0$* , **Phys. Lett. B** **385** (1996) 454–470. [[Inspire](#)].
- [548] ALEPH and DELPHI and L3 and OPAL and LEP Working Group for Higgs Boson Searches Collaborations, S. Schael, R. Barate, R. Bruneliere, I. De Bonis, D. Decamp, C. Goy, S. Jezequel, J. Lees, F. Martin, and E. Merle, *Search for neutral MSSM Higgs bosons at LEP*, **EPJC** **47** (2006) 547–587, [arXiv:hep-ex/0602042 \[hep-ex\]](#). [[Inspire](#)].
- [549] LHCb Collaboration, R. Aaij, C. Abellan Beteta, A. Adametz, B. Adeva, M. Adinolfi, C. Adrover, A. Affolder, Z. Ajaltouni, J. Albrecht, and F. Alessio, *Differential branching fraction and angular analysis of the $B^+ \rightarrow K^+ \mu^+ \mu^-$ decay*, **JHEP** **02** (2013) 105, [arXiv:1209.4284 \[hep-ex\]](#). [[Inspire](#)].
- [550] LHCb Collaboration, R. Aaij, B. Adeva, M. Adinolfi, A. Affolder, Z. Ajaltouni, S. Akar, J. Albrecht, F. Alessio, M. Alexander, and S. Ali, *Search for hidden-sector bosons in $B^0 \rightarrow K^{*0} \mu^+ \mu^-$ decays*, **Phys. Rev. Lett.** **115** (2015), [arXiv:1508.04094 \[hep-ex\]](#). [[Inspire](#)].
- [551] CMS Collaboration, *Search for the exotic decay of the Higgs boson to a pair of light pseudoscalars in the final state with two b quarks and two τ leptons*, CMS-PAS-HIG-17-024, 2018. [[Inspire](#)].
- [552] P. Bechtle, S. Heinemeyer, O. Stål, T. Stefaniak, and G. Weiglein, *Probing the Standard Model with Higgs signal rates from the Tevatron, the LHC and a future ILC*, **JHEP** **11** (2014) 39, [arXiv:1403.1582 \[hep-ph\]](#). [[Inspire](#)].
- [553] R. D. Ball, M. Bonvini, S. Forte, S. Marzani, and G. Ridolfi, *Higgs production in gluon fusion beyond NNLO*, **Nucl. Phys. B** **874** (2013) 746–772, [arXiv:1303.3590 \[hep-ph\]](#). [[Inspire](#)].
- [554] M. Bonvini, R. D. Ball, S. Forte, S. Marzani, and G. Ridolfi, *Updated Higgs cross section at approximate N^3LO* , **J. Phys. G** **41** (2014) 095002, [arXiv:1404.3204 \[hep-ph\]](#). [[Inspire](#)].
- [555] M. Bonvini, S. Marzani, C. Muselli, and L. Rottoli, *On the Higgs cross section at N^3LO+N^3LL and its uncertainty*, **JHEP** **08** (2016) 105, [arXiv:1603.08000 \[hep-ph\]](#). [[Inspire](#)].
- [556] T. Ahmed, M. Bonvini, M. C. Kumar, P. Mathews, N. Rana, V. Ravindran, and L. Rottoli, *Pseudo-scalar Higgs boson production at $N^3LO_A + N^3LL'$* , **EPJC** **76** (2016) no. 12, 663, [arXiv:1606.00837 \[hep-ph\]](#). [[Inspire](#)].
- [557] CMS Collaboration, V. Khachatryan, A. M. Sirunyan, A. Tumasyan, W. Adam, E. Asilar, T. Bergauer, J. Brandstetter, E. Brondolin, M. Dragicevic, and J. Ero", *Search for light bosons in decays of the 125 GeV Higgs boson in proton-proton collisions at $\sqrt{s} = 8$ TeV*, **JHEP** **10** (2017) 76, [arXiv:1701.02032 \[hep-ex\]](#). [[Inspire](#)].
- [558] ATLAS Collaboration, M. Aaboud, G. Aad, B. Abbott, O. Abdinov, B. Abeloos, D. K. Abhayasinghe, S. H. Abidi, O. Abouzeid, N. Abraham, and H. Abramowicz, *Search for Higgs boson decays into a pair of light bosons in the $b\bar{b}\mu\mu$ final state in pp collision at $\sqrt{s} = 13$ TeV*

- with the ATLAS detector, [arXiv:1807.00539 \[hep-ex\]](#). [[Inspire](#)].
- [559] CMS Collaboration, *Search for the exotic decay of the Higgs boson to a pair of light pseudoscalars in the final state of two muons and two τ leptons at $\sqrt{s} = 13$ TeV*, CMS-PAS-HIG-17-029, 2018. [[Inspire](#)].
- [560] CMS Collaboration, *A Search for Beyond Standard Model Light Bosons Decaying into Muon Pairs*, CMS-PAS-HIG-16-035, 2016. [[Inspire](#)].
- [561] ATLAS Collaboration, M. Aaboud, G. Aad, B. Abbott, O. Abdinov, B. Abeloos, S. H. Abidi, O. AbouZeid, N. Abraham, H. Abramowicz, and H. Abreu, *Search for Higgs boson decays to beyond-the-Standard-Model light bosons in four-lepton events with the ATLAS detector at $\sqrt{s} = 13$ TeV*, *JHEP* **06** (2018) 166, [arXiv:1802.03388 \[hep-ex\]](#). [[Inspire](#)].
- [562] ATLAS Collaboration, M. Aaboud, G. Aad, B. Abbott, O. Abdinov, B. Abeloos, S. H. Abidi, O. Abouzeid, N. Abraham, H. Abramowicz, and H. Abreu, *Search for Higgs boson decays into pairs of light (pseudo)scalar particles in the $\gamma\gamma jj$ final state in pp collisions at $\sqrt{s} = 13$ TeV with the ATLAS detector*, *Phys. Lett. B* **782** (2018) 750–767, [arXiv:1803.11145 \[hep-ex\]](#). [[Inspire](#)].
- [563] LHC Higgs cross section working group. [[Webpage](#)].
- [564] J. Mrazek, A. Pomarol, R. Rattazzi, M. Redi, J. Serra, and A. Wulzer, *The Other Natural Two Higgs Doublet Model*, *Nucl. Phys. B* **853** (2011) 1–48, [arXiv:1105.5403 \[hep-ph\]](#). [[Inspire](#)].
- [565] S. D. Curtis, S. Moretti, K. Yagyu, and E. Yildirim, *Perturbative unitarity bounds in composite two-Higgs doublet models*, *Phys. Rev. D* **94** (2016) 055017, [arXiv:1602.06437 \[hep-ph\]](#). [[Inspire](#)].
- [566] S. D. Curtis, S. Moretti, K. Yagyu, and E. Yildirim, *LHC Phenomenology of Composite 2-Higgs Doublet Models*, *EPJC* **77** (2017) no. 8, 513, [arXiv:1610.02687 \[hep-ph\]](#). [[Inspire](#)].
- [567] S. D. Curtis, S. Moretti, K. Yagyu, and E. Yildirim, *Single and double SM-like Higgs boson production at future electron-positron colliders in composite 2HDMs*, *Phys. Rev. D* **95** (2017) 095026, [arXiv:1702.07260 \[hep-ph\]](#). [[Inspire](#)].
- [568] S. D. Curtis, L. D. Rose, S. Moretti, and K. Yagyu, *Supersymmetry versus Compositeness: 2HDMs tell the story*, *Phys. Lett. B* **786** (2018) 189–194, [arXiv:1803.01865 \[hep-ph\]](#). [[Inspire](#)].
- [569] D. B. Kaplan, *Flavor at SSC energies: A New mechanism for dynamically generated fermion masses*, *Nucl. Phys. B* **365** (1991) 259–278. [[Inspire](#)].
- [570] S. D. Curtis, L. D. Rose, S. Moretti, and K. Yagyu, *A Concrete Composite 2-Higgs Doublet Model*, [arXiv:1810.06465 \[hep-ph\]](#). [[Inspire](#)].
- [571] P. Bechtle, O. Brein, S. Heinemeyer, O. Stål, T. Stefaniak, G. Weiglein, and K. E. Williams, *HiggsBounds – 4: Improved Tests of Extended Higgs Sectors against Exclusion Bounds from LEP, the Tevatron and the LHC*, *EPJC* **74** (2014) no. 3, 2693, [arXiv:1311.0055 \[hep-ph\]](#). [[Inspire](#)].
- [572] P. Bechtle, S. Heinemeyer, O. Stål, T. Stefaniak, and G. Weiglein, *HiggsSignals: Confronting arbitrary Higgs sectors with measurements at the Tevatron and the LHC*, *EPJC* **74** (2014) no. 2, 2711, [arXiv:1305.1933 \[hep-ph\]](#). [[Inspire](#)].
- [573] CMS Collaboration, *Projected Performance of an Upgraded CMS Detector at the LHC and HL-LHC: Contribution to the Snowmass Process*, [arXiv:1307.7135 \[hep-ex\]](#). [[Inspire](#)].
- [574] LHC Higgs Cross Section Working Group Collaboration, A. David, A. Denner, M. Duehrssen, M. Grazzini, C. Grojean, G. Passarino, M. Schumacher, M. Spira, G. Weiglein, and M. Zanetti, *LHC HXSWG interim recommendations to explore the coupling structure of a Higgs-like particle*, [arXiv:1209.0040 \[hep-ph\]](#). [[Inspire](#)].
- [575] A. Pich and P. Tuzón, *Yukawa Alignment in the Two-Higgs-Doublet Model*, *Phys. Rev. D* **80**

- (2009) 091702, [arXiv:0908.1554 \[hep-ph\]](#). [[Inspire](#)].
- [576] ATLAS Collaboration, M. Aaboud, G. Aad, B. Abbott, O. Abdinov, B. Abeloos, S. H. Abidi, O. Abouzeid, N. Abraham, H. Abramowicz, and H. Abreu, *Search for heavy particles decaying into top-quark pairs using lepton-plus-jets events in proton-proton collisions at $\sqrt{s} = 13$ TeV with the ATLAS detector*, *EPJC* **78** (2018) no. 7, 565, [arXiv:1804.10823 \[hep-ex\]](#). [[Inspire](#)].
- [577] CMS Collaboration, *Search for Higgs boson pair production in the final state containing two photons and two bottom quarks in proton-proton collisions at $\sqrt{s} = 13$ TeV*, CMS-PAS-HIG-17-008, 2017. [[Inspire](#)].
- [578] S. Moretti and D. Ross, *On the top-antitop invariant mass spectrum at the LHC from a Higgs boson signal perspective*, *Phys. Lett. B* **712** (2012) 245–249, [arXiv:1203.3746 \[hep-ph\]](#). [[Inspire](#)].
- [579] A. Mariotti, D. Redigolo, F. Sala, and K. Tobioka, *New LHC bound on low-mass diphoton resonances*, *Phys. Lett. B* **783** (2018) 13–18, [arXiv:1710.01743 \[hep-ph\]](#). [[Inspire](#)].
- [580] *New Axion Searches at Flavor Factories*, [arXiv:1810.09452 \[hep-ph\]](#). [[Inspire](#)].
- [581] M. Low, A. Mariotti, D. Redigolo, F. Sala, and K. Tobioka, *Boosted Axion-like particles*, .
- [582] R. D. Peccei and H. R. Quinn, *CP Conservation in the Presence of Instantons*, *Phys. Rev. Lett.* **38** (1977) 1440–1443. [[Inspire](#)].
- [583] J. E. Kim, *Weak Interaction Singlet and Strong CP Invariance*, *Phys. Rev. Lett.* **43** (1979) 103. [[Inspire](#)].
- [584] M. A. Shifman, A. I. Vainshtein, and V. I. Zakharov, *Can Confinement Ensure Natural CP Invariance of Strong Interactions?*, *Nucl. Phys. B* **166** (1980) 493–506. [[Inspire](#)].
- [585] Z. Berezhiani, L. Gianfagna, and M. Giannotti, *Strong CP problem and mirror world: The Weinberg-Wilczek axion revisited*, *Phys. Lett. B* **500** (2001) 286–296, [arXiv:hep-ph/0009290 \[hep-ph\]](#). [[Inspire](#)].
- [586] A. Hook, *Anomalous solutions to the strong CP problem*, *Phys. Rev. Lett.* **114** (2015) no. 14, [arXiv:1411.3325 \[hep-ph\]](#). [[Inspire](#)].
- [587] H. Fukuda, K. Harigaya, M. Ibe, and T. T. Yanagida, *Model of visible QCD axion*, *Phys. Rev. D* **92** (2015) 015021, [arXiv:1504.06084 \[hep-ph\]](#). [[Inspire](#)].
- [588] S. Dimopoulos, A. Hook, J. Huang, and G. Marques-Tavares, *A collider observable QCD axion*, *JHEP* **11** (2016) 52, [arXiv:1606.03097 \[hep-ph\]](#). [[Inspire](#)].
- [589] P. Agrawal and K. Howe, *Factoring the Strong CP Problem*, [arXiv:1710.04213 \[hep-ph\]](#). [[Inspire](#)].
- [590] M. Kamionkowski and J. March-Russell, *Planck scale physics and the Peccei-Quinn mechanism*, *Phys. Lett. B* **282** (1992) 137–141, [arXiv:hep-th/9202003 \[hep-th\]](#). [[Inspire](#)].
- [591] A. E. Nelson and N. Seiberg, *R symmetry breaking versus supersymmetry breaking*, *Nucl. Phys. B* **416** (1994) 46–62, [arXiv:hep-ph/9309299 \[hep-ph\]](#). [[Inspire](#)].
- [592] B. Bellazzini, A. Mariotti, D. Redigolo, F. Sala, and J. Serra, *R-axion at colliders*, *Phys. Rev. Lett.* **119** (2017) no. 14, [arXiv:1702.02152 \[hep-ph\]](#). [[Inspire](#)].
- [593] J. Mardon, Y. Nomura, and J. Thaler, *Cosmic Signals from the Hidden Sector*, *Phys. Rev. D* **80** (2009) 035013, [arXiv:0905.3749 \[hep-ph\]](#). [[Inspire](#)].
- [594] J. Fan, J. Thaler, and L.-T. Wang, *Dark matter from dynamical SUSY breaking*, *JHEP* **06** (2010) 45, [arXiv:1004.0008 \[hep-ph\]](#). [[Inspire](#)].
- [595] BaBar Collaboration, J. Lees, V. Poireau, V. Tisserand, J. Garra Tico, E. Grauges, M. Martinelli, D. Milanes, A. Palano, M. Pappagallo, and G. Eigen, *Search for hadronic decays of a light Higgs boson in the radiative decay $\Upsilon \rightarrow \gamma A^0$* , *Phys. Rev. Lett.* **107** (2011), [arXiv:1108.3549 \[hep-ex\]](#). [[Inspire](#)].
- [596] BELLE-II Collaboration, R. de Sangro, *SuperKEKB and Belle II Status Report*, *PoS FPCP2017*

- (2017) 037. [Inspire].
- [597] S. Benson and A. Puig Navarro, *Triggering $B_s^0 \rightarrow \gamma\gamma$ at LHCb*, LHCb-PUB-2018-006, CERN-LHCb-PUB-2018-006, 2018. [CDS].
- [598] L3 Collaboration, O. Adriani, M. Aguilar-Benitez, S. Ahlen, H. Akbari, J. Alcaraz, A. Aloisio, G. Alverson, M. Alviggi, G. Ambrosi, and Q. An, *Isolated hard photon emission in hadronic Z^0 decays*, *Phys. Lett. B* **292** (1992) 472–484. [Inspire].
- [599] M. Koratzinos, *The FCC-ee design study: luminosity and beam polarization*, *PoS EPS-HEP2015* (2015) 518, arXiv:1511.01021 [physics.acc-ph]. [Inspire].
- [600] CDF Collaboration, T. Aaltonen, S. Amerio, D. Amidei, A. Anastassov, A. Annovi, J. Antos, G. Apollinari, J. Appel, T. Arisawa, and A. Artikov, *Measurement of the Cross Section for Prompt Isolated Diphoton Production Using the Full CDF Run II Data Sample*, *Phys. Rev. Lett.* **110** (2013), arXiv:1212.4204 [hep-ex]. [Inspire].
- [601] ATLAS Collaboration, G. Aad, T. Abajyan, B. Abbott, J. Abdallah, S. Abdel Khalek, A. A. Abdelalim, O. Abidinov, R. Aben, B. Abi, and M. Abolins, *Measurement of isolated-photon pair production in pp collisions at $\sqrt{s} = 7$ TeV with the ATLAS detector*, *JHEP* **01** (2013) 86, arXiv:1211.1913 [hep-ex]. [Inspire].
- [602] CMS Collaboration, S. Chatrchyan, V. Khachatryan, A. M. Sirunyan, A. Tumasyan, W. Adam, T. Bergauer, M. Dragicevic, J. Ero", C. Fabjan, and M. Friedl, *Measurement of differential cross sections for the production of a pair of isolated photons in pp collisions at $\sqrt{s} = 7$ TeV*, *EPJC* **74** (2014) no. 11, 3129, arXiv:1405.7225 [hep-ex]. [Inspire].
- [603] ATLAS Collaboration, M. Aaboud, G. Aad, B. Abbott, J. Abdallah, O. Abidinov, B. Abeloos, S. H. Abidi, O. AbouZeid, N. Abraham, and H. Abramowicz, *Measurements of integrated and differential cross sections for isolated photon pair production in pp collisions at $\sqrt{s} = 8$ TeV with the ATLAS detector*, *Phys. Rev. D* **95** (2017) 112005, arXiv:1704.03839 [hep-ex]. [Inspire].
- [604] CMS Collaboration, A. M. Sirunyan, A. Tumasyan, W. Adam, F. Ambroggi, E. Asilar, T. Bergauer, J. Brandstetter, E. Brondolin, M. Dragicevic, and J. Ero", *Search for low mass vector resonances decaying into quark-antiquark pairs in proton-proton collisions at $\sqrt{s} = 13$ TeV*, *JHEP* **01** (2018) 97, arXiv:1710.00159 [hep-ex]. [Inspire].
- [605] ATLAS Collaboration, G. Aad, B. Abbott, J. Abdallah, S. Abdel Khalek, O. Abidinov, R. Aben, B. Abi, O. AbouZeid, H. Abramowicz, and H. Abreu, *Search for Scalar Diphoton Resonances in the Mass Range 65 – 600 GeV with the ATLAS Detector in pp Collision Data at $\sqrt{s} = 8$ TeV*, *Phys. Rev. Lett.* **113** (2014), arXiv:1407.6583 [hep-ex]. [Inspire].
- [606] CMS Collaboration, *Search for new resonances in the diphoton final state in the mass range between 80 and 115 GeV in pp collisions at $\sqrt{s} = 8$ TeV*, CMS-PAS-HIG-14-037, 2015. [Inspire].
- [607] CMS Collaboration, *Search for new resonances in the diphoton final state in the mass range between 70 and 110 GeV in pp collisions at $\sqrt{s} = 8$ and 13 TeV*, CMS-PAS-HIG-17-013, 2017. [Inspire].
- [608] S. Catani, L. Cieri, D. de Florian, G. Ferrera, and M. Grazzini, *Diphoton production at the LHC: a QCD study up to NNLO*, *JHEP* **04** (2018) 142, arXiv:1802.02095 [hep-ph]. [Inspire].
- [609] ATLAS Collaboration, *Expected performance for an upgraded ATLAS detector at High-Luminosity LHC*, ATL-PHYS-PUB-2016-026, 2016. [CDS].
- [610] ATLAS Collaboration, M. Aaboud, G. Aad, B. Abbott, J. Abdallah, O. Abidinov, B. Abeloos, R. Aben, O. AbouZeid, N. Abraham, and H. Abramowicz, *Measurement of the photon identification efficiencies with the ATLAS detector using LHC Run-1 data*, *EPJC* **76** (2016) no. 12, 666, arXiv:1606.01813 [hep-ex]. [Inspire].
- [611] S. D. Ellis, T. S. Roy, and J. Scholtz, *Jets and Photons*, *Phys. Rev. Lett.* **110** (2013) no. 12, arXiv:1210.1855 [hep-ph]. [Inspire].

- [612] S. D. Ellis, T. S. Roy, and J. Scholtz, *Phenomenology of Photon-Jets*, *Phys. Rev. D* **87** (2013) 014015, [arXiv:1210.3657 \[hep-ph\]](#). [[Inspire](#)].
- [613] ATLAS Collaboration, G. Aad, B. Abbott, J. Abdallah, O. Abdinov, R. Aben, M. Abolins, O. AbouZeid, H. Abramowicz, H. Abreu, and R. Abreu, *Search for new phenomena in events with at least three photons collected in pp collisions at $\sqrt{s} = 8$ TeV with the ATLAS detector*, *EPJC* **76** (2016) no. 4, 210, [arXiv:1509.05051 \[hep-ex\]](#). [[Inspire](#)].
- [614] G. Ferretti and D. Karateev, *Fermionic UV completions of Composite Higgs models*, *JHEP* **03** (2014) 77, [arXiv:1312.5330 \[hep-ph\]](#). [[Inspire](#)].
- [615] G. Cacciapaglia, G. Ferretti, T. Flacke, and H. Serôdio, *Revealing timid pseudo-scalars with taus at the LHC*, *EPJC* **78** (2018) no. 9, 724, [arXiv:1710.11142 \[hep-ph\]](#). [[Inspire](#)].
- [616] CMS Collaboration, *The Phase-2 Upgrade of the CMS L1 Trigger Interim Technical Design Report*, CERN-LHCC-2017-013, CMS-TDR-017, 2017. [[CDS](#)].
- [617] A. Belyaev, G. Cacciapaglia, H. Cai, G. Ferretti, T. Flacke, A. Parolini, and H. Serodio, *Di-boson signatures as Standard Candles for Partial Compositeness*, *JHEP* **0112** (2017) 94, [arXiv:1610.06591 \[hep-ph\]](#). [[Inspire](#)].
- [618] G. Ferretti, *UV Completions of Partial Compositeness: The Case for a $SU(4)$ Gauge Group*, *JHEP* **06** (2014) 142, [arXiv:1404.7137 \[hep-ph\]](#). [[Inspire](#)].
- [619] J. Barnard, T. Gherghetta, and T. S. Ray, *UV descriptions of composite Higgs models without elementary scalars*, *JHEP* **02** (2014) 2, [arXiv:1311.6562 \[hep-ph\]](#). [[Inspire](#)].
- [620] E. Bennett, D. K. Hong, J.-W. Lee, C.-J. D. Lin, B. Lucini, M. Piai, and D. Vadicchino, *$Sp(4)$ gauge theory on the lattice: towards $SU(4)/Sp(4)$ composite Higgs (and beyond)*, *JHEP* **03** (2018) 185, [arXiv:1712.04220 \[hep-lat\]](#). [[Inspire](#)].
- [621] V. Ayyar, T. DeGrand, D. C. Hackett, W. I. Jay, E. T. Neil, Y. Shamir, and B. Svetitsky, *Baryon spectrum of $SU(4)$ composite Higgs theory with two distinct fermion representations*, *Phys. Rev. D* **97** (2018) 114505, [arXiv:1801.05809 \[hep-ph\]](#). [[Inspire](#)].
- [622] CMS Collaboration, S. Chatrchyan, V. Khachatryan, A. M. Sirunyan, A. Tumasyan, W. Adam, T. Bergauer, M. Dragicevic, J. Ero", C. Fabjan, and M. Friedl, *Search for a light pseudoscalar Higgs boson in the dimuon decay channel in pp collisions at $\sqrt{s} = 7$ TeV*, *Phys. Rev. Lett.* **109** (2012), [arXiv:1206.6326 \[hep-ex\]](#). [[Inspire](#)].
- [623] U. Haisch, J. F. Kamenik, A. Malinauskas, and M. Spira, *Collider constraints on light pseudoscalars*, *JHEP* **03** (2018) 178, [arXiv:1802.02156 \[hep-ph\]](#). [[Inspire](#)].
- [624] CMS Collaboration, A. M. Sirunyan, A. Tumasyan, W. Adam, F. Ambroggi, E. Asilar, T. Bergauer, J. Brandstetter, M. Dragicevic, J. Ero", and A. Escalante Del Valle, *Search for pair-produced resonances decaying to quark pairs in proton-proton collisions at $\sqrt{s} = 13$ TeV*, [arXiv:1808.03124 \[hep-ex\]](#). [[Inspire](#)].
- [625] R. Bonciani, T. Ježo, M. Klasen, F. Lyonnet, and I. Schienbein, *Electroweak top-quark pair production at the LHC with Z' bosons to NLO QCD in POWHEG*, *JHEP* **02** (2016) 141, [arXiv:1511.08185 \[hep-ph\]](#). [[Inspire](#)].
- [626] S. Frixione and B. R. Webber, *Matching NLO QCD computations and parton shower simulations*, *JHEP* **06** (2002) 29, [arXiv:hep-ph/0204244 \[hep-ph\]](#). [[Inspire](#)].
- [627] S. Frixione, P. Nason, and C. Oleari, *Matching NLO QCD computations with Parton Shower simulations: the POWHEG method*, *JHEP* **11** (2007) 70, [arXiv:0709.2092 \[hep-ph\]](#). [[Inspire](#)].
- [628] S. Alioli, P. Nason, C. Oleari, and E. Re, *A general framework for implementing NLO calculations in shower Monte Carlo programs: the POWHEG BOX*, *JHEP* **06** (2010) 43, [arXiv:1002.2581 \[hep-ph\]](#). [[Inspire](#)].
- [629] T. Ježo, M. Klasen, D. R. Lamprea, F. Lyonnet, and I. Schienbein, *NLO+NLL limits on W' and*

- Z' gauge boson masses in general extensions of the Standard Model, *JHEP* **12** (2014) 92, [arXiv:1410.4692 \[hep-ph\]](#). [[Inspire](#)].
- [630] H. Georgi, E. E. Jenkins, and E. H. Simmons, *Ununifying the Standard Model*, *Phys. Rev. Lett.* **6263** (1989) no. 24, 2789. [[Inspire](#)].
- [631] H. Georgi, E. E. Jenkins, and E. H. Simmons, *The Ununified Standard Model*, *Nucl. Phys. B* **331** (1990) 541–555. [[Inspire](#)].
- [632] E. Malkawi, T. Tait, and C.-P. Yuan, *A Model of strong flavor dynamics for the top quark*, *Phys. Lett. B* **385** (1996) 304–310, [arXiv:hep-ph/9603349 \[hep-ph\]](#). [[Inspire](#)].
- [633] X. Li and E. Ma, *Gauge Model of Generation Nonuniversality*, *Phys. Rev. Lett.* **47** (1981) 1788. [[Inspire](#)].
- [634] R. M. Harris, C. T. Hill, and S. J. Parke, *Cross-Section for Topcolor Z'_t Decaying to $t\bar{t}$* , [arXiv:hep-ph/9911288 \[hep-ph\]](#). [[Inspire](#)].
- [635] G. Altarelli, B. Mele, and M. Ruiz-Altaba, *Searching for New Heavy Vector Bosons in $p\bar{p}$ Colliders*, *Z. Phys. C* **4547** (1989) no. 1, 109. [[Inspire](#)].
- [636] K. Hsieh, K. Schmitz, J.-H. Yu, and C.-P. Yuan, *Global Analysis of General $SU(2) \times SU(2) \times U(1)$ Models with Precision Data*, *Phys. Rev. D* **82** (2010) 035011, [arXiv:1003.3482 \[hep-ph\]](#). [[Inspire](#)].
- [637] S. Dimopoulos and H. Georgi, *Softly Broken Supersymmetry and $SU(5)$* , *Nucl. Phys. B* **193** (1981) 150–162. [[Inspire](#)].
- [638] L. Susskind, *Dynamics of Spontaneous Symmetry Breaking in the Weinberg-Salam Theory*, *Phys. Rev. D* **20** (1979) 2619–2625. [[Inspire](#)].
- [639] C. T. Hill and S. J. Parke, *Top production: Sensitivity to new physics*, *Phys. Rev. D* **49** (1994) 4454–4462, [arXiv:hep-ph/9312324](#). [[Inspire](#)].
- [640] R. S. Chivukula, B. A. Dobrescu, H. Georgi, and C. T. Hill, *Top quark seesaw theory of electroweak symmetry breaking*, *Phys. Rev. D* **59** (1999) 075003, [arXiv:hep-ph/9809470](#). [[Inspire](#)].
- [641] N. Arkani-Hamed, A. G. Cohen, and H. Georgi, *Electroweak symmetry breaking from dimensional deconstruction*, *Phys. Lett. B* **513** (2001) 232, [arXiv:hep-ph/0105239](#). [[Inspire](#)].
- [642] N. Arkani-Hamed, S. Dimopoulos, and G. R. Dvali, *The hierarchy problem and new dimensions at a millimeter*, *Phys. Lett. B* **429** (1998) 263, [arXiv:hep-ph/9803315](#). [[Inspire](#)].
- [643] L. Randall and R. Sundrum, *An alternative to compactification*, *Phys. Rev. Lett.* **83** (1999) 4690, [arXiv:hep-th/9906064](#). [[Inspire](#)].
- [644] CMS Collaboration, *Search for $t\bar{t}$ resonances at the HL-LHC and HE-LHC with the Phase-2 CMS detector*, CMS-PAS-FTR-18-009, 2018. [[Inspire](#)].
- [645] P. Nason, *A New method for combining NLO QCD with shower Monte Carlo algorithms*, *JHEP* **11** (2004) 40, [arXiv:hep-ph/0409146 \[hep-ph\]](#). [[Inspire](#)].
- [646] S. Frixione, G. Ridolfi, and P. Nason, *A Positive-weight next-to-leading-order Monte Carlo for heavy flavour hadroproduction*, *JHEP* **09** (2007) 126, [arXiv:0707.3088 \[hep-ph\]](#). [[Inspire](#)].
- [647] CMS Collaboration, V. Khachatryan et al., *Event generator tunes obtained from underlying event and multiparton scattering measurements*, *EPJC* **76** (2016) no. 3, 155, [arXiv:1512.00815 \[hep-ex\]](#). [[Inspire](#)].
- [648] P. Skands, S. Carrazza, and J. Rojo, *Tuning PYTHIA 8.1: the Monash 2013 Tune*, *EPJC* **74** (2014) no. 8, 3024, [arXiv:1404.5630 \[hep-ph\]](#). [[Inspire](#)].
- [649] CMS Collaboration, *Investigations of the impact of the parton shower tuning in Pythia 8 in the modelling of $t\bar{t}$ at $\sqrt{s} = 8$ and 13 TeV*, CMS-PAS-TOP-16-021, 2016. [[Inspire](#)].
- [650] CMS Collaboration, A. Sirunyan, A. Tumasyan, W. Adam, E. Asilar, T. Bergauer, J. Brandstetter, E. Brondolin, M. Dragicevic, J. Ero", and M. Flechl, *Particle-flow reconstruction and global*

- event description with the CMS detector, *JINST* **12** (2017), [arXiv:1706.04965](#) [[physics.ins-det](#)]. [[Inspire](#)].
- [651] J. Ott, THETA—A framework for template-based modeling and inference, 2010. [[Webpage](#)].
- [652] R. J. Barlow and C. Beeston, *Fitting using finite Monte Carlo samples*, *Comput. Phys. Commun.* **77** (1993) no. 2, 219. [[Inspire](#)].
- [653] J. S. Conway, *Incorporating nuisance parameters in likelihoods for multisource spectra*, in *Proceedings, PHYSTAT 2011 Workshop on Statistical Issues Related to Discovery Claims in Search Experiments and Unfolding*, p. 115. 2011. [arXiv:1103.0354](#) [[physics.data-an](#)]. [[Inspire](#)].
- [654] CMS Collaboration, A. M. Sirunyan, A. Tumasyan, W. Adam, F. Ambroggi, E. Asilar, T. Bergauer, J. Brandstetter, M. Dragicevic, J. Ero", and A. Escalante Del Valle, *Search for resonant $t\bar{t}$ production in proton-proton collisions at $\sqrt{s} = 13$ TeV*, [arXiv:1810.05905](#) [[hep-ex](#)]. [[Inspire](#)].
- [655] ATLAS Collaboration, *Study on the prospects of a $t\bar{t}$ resonance search in events with one lepton at a High Luminosity LHC*, ATL-PHYS-PUB-2017-002, 2017. [[CDS](#)].
- [656] ATLAS Collaboration, G. Aad, B. Abbott, J. Abdallah, O. Abdinov, R. Aben, M. Abolins, O. AbouZeid, H. Abramowicz, H. Abreu, and R. Abreu, *A search for $t\bar{t}$ resonances using lepton-plus-jets events in proton-proton collisions at $\sqrt{s} = 8$ TeV with the ATLAS detector*, *JHEP* **08** (2015) 148, [arXiv:1505.07018](#) [[hep-ex](#)]. [[Inspire](#)].
- [657] ATLAS Collaboration, *Prospects for searches for heavy Z' and W' bosons in fermionic final states with the ATLAS experiment at the HL-LHC*, ATL-PHYS-PUB-2018-044, 2018. [[CDS](#)].
- [658] ATLAS Collaboration, M. Aaboud, G. Aad, B. Abbott, O. Abdinov, B. Abeloos, S. H. Abidi, O. AbouZeid, N. Abraham, H. Abramowicz, and H. Abreu, *Search for $W' \rightarrow tb$ decays in the hadronic final state using pp collisions at $\sqrt{s} = 13$ TeV with the ATLAS detector*, *Phys. Lett. B* **781** (2018) 327–348, [arXiv:1801.07893](#) [[hep-ex](#)]. [[Inspire](#)].
- [659] D. London and J. L. Rosner, *Extra Gauge Bosons in E_6* , in *Proceedings, 23RD International Conference on High Energy Physics, JULY 16-23, 1986, Berkeley, CA*. 1986. [[Inspire](#)].
- [660] A. Joglekar and J. L. Rosner, *Searching for signatures of E_6* , *Phys. Rev. D* **96** (2017) 015026, [arXiv:1607.06900](#) [[hep-ph](#)]. [[Inspire](#)].
- [661] P. Langacker, *The Physics of Heavy Z' Gauge Bosons*, *Rev. Mod. Phys.* **81** (2009) no. 3, 1199–1228, [arXiv:0801.1345](#) [[hep-ph](#)]. [[Inspire](#)].
- [662] E. Salvioni, G. Villadoro, and F. Zwirner, *Minimal Z' models: Present bounds and early LHC reach*, *JHEP* **11** (2009) 68, [arXiv:0909.1320](#) [[hep-ph](#)]. [[Inspire](#)].
- [663] ATLAS Collaboration, *Studies of Sensitivity to New Dilepton and Ditop Resonances with an Upgraded ATLAS Detector at a High-Luminosity LHC*, ATL-PHYS-PUB-2013-003, 2013. [[CDS](#)].
- [664] R. D. Ball, V. Bertone, S. Carrazza, C. S. Deans, L. Del Debbio, S. Forte, A. Guffanti, N. P. Hartland, J. I. Latorre, and J. Rojo, *Parton distributions with LHC data*, *Nucl. Phys. B* **867** (2013) 244–289, [arXiv:1207.1303](#) [[hep-ph](#)]. [[Inspire](#)].
- [665] ATLAS Collaboration, *ATLAS Run 1 Pythia8 tunes*, ATL-PHYS-PUB-2014-021, 2014. [[CDS](#)].
- [666] ATLAS Collaboration, G. Aad et al., *Measurement of the Z/γ^* boson transverse momentum distribution in pp collisions at $\sqrt{s} = 7$ TeV with the ATLAS detector*, *JHEP* **09** (2014) 55, [arXiv:1406.3660](#) [[hep-ex](#)]. [[Inspire](#)].
- [667] A. Caldwell, D. Kollár, and K. Kröninger, *BAT: The Bayesian Analysis Toolkit*, *Comput. Phys. Commun.* **180** (2009) no. 11, 2197–2209, [arXiv:0808.2552](#) [[physics.data-an](#)]. [[Inspire](#)].
- [668] ATLAS Collaboration, *Search for a new heavy gauge boson resonance decaying into a lepton and missing transverse momentum in 79.8 fb^{-1} of pp collisions at $\sqrt{s} = 13$ TeV with the ATLAS*

- experiment, ATLAS-CONF-2018-017, 2018. [[Inspire](#)].
- [669] H.-L. Lai, M. Guzzi, J. Huston, Z. Li, P. M. Nadolsky, J. Pumplin, and C.-P. Yuan, *New parton distributions for collider physics*, *Phys. Rev. D* **82** (2010) 074024, [arXiv:1007.2241](#) [[hep-ph](#)]. [[Inspire](#)].
- [670] ATLAS Collaboration, G. Aad et al., *Electron reconstruction and identification efficiency measurements with the ATLAS detector using the 2011 LHC proton-proton collision data*, *EPJC* **74** (2014) no. 7, 2941, [arXiv:1404.2240](#) [[hep-ex](#)]. [[Inspire](#)].
- [671] ATLAS Collaboration, G. Aad et al., *Muon reconstruction performance of the ATLAS detector in proton-proton collision data at $\sqrt{s} = 13$ TeV*, *EPJC* **76** (2016) no. 5, 292, [arXiv:1603.05598](#) [[hep-ex](#)]. [[Inspire](#)].
- [672] P. Z. Skands, *Tuning Monte Carlo Generators: The Perugia Tunes*, *Phys. Rev. D* **82** (2010) 074018, [arXiv:1005.3457](#) [[hep-ph](#)]. [[Inspire](#)].
- [673] ATLAS Collaboration, *Summary of ATLAS Pythia 8 tunes*, ATL-PHYS-PUB-2012-003, ATL-COM-PHYS-2012-738, 2012. [[Inspire](#)].
- [674] ATLAS Collaboration, M. Aaboud, G. Aad, B. Abbott, O. Abdinov, B. Abeloos, D. K. Abhayasinghe, S. H. Abidi, O. Abouzeid, N. Abraham, and H. Abramowicz, *Search for vector-boson resonances decaying to a top quark and bottom quark in the lepton plus jets final state in pp collisions at $\sqrt{s} = 13$ TeV with the ATLAS detector*, *Phys. Lett. B* **788** (2019) 347–370, [arXiv:1807.10473](#) [[hep-ex](#)]. [[Inspire](#)].
- [675] P. Ko, Y. Omura, and C. Yu, *Higgs phenomenology in Type-I 2HDM with $U(1)_H$ Higgs gauge symmetry*, *JHEP* **01** (2014) 16, [arXiv:1309.7156](#) [[hep-ph](#)]. [[Inspire](#)].
- [676] P. Ko, Y. Omura, and C. Yu, *Dark matter and dark force in the type-I inert 2HDM with local $U(1)_H$ gauge symmetry*, *JHEP* **11** (2014) 54, [arXiv:1405.2138](#) [[hep-ph](#)]. [[Inspire](#)].
- [677] A. Berlin, T. Lin, and L.-T. Wang, *Mono-Higgs Detection of Dark Matter at the LHC*, *JHEP* **06** (2014) 78, [arXiv:1402.7074](#) [[hep-ph](#)]. [[Inspire](#)].
- [678] W.-C. Huang, Y.-L. S. Tsai, and T.-C. Yuan, *G2HDM : Gauged Two Higgs Doublet Model*, *JHEP* **04** (2016) 19, [arXiv:1512.00229](#) [[hep-ph](#)]. [[Inspire](#)].
- [679] L. D. Rose, S. Khalil, and S. Moretti, *Explanation of the 17 MeV Atomki anomaly in a $U(1)$ -extended two Higgs doublet model*, *Phys. Rev. D* **96** (2017) 115024, [arXiv:1704.03436](#) [[hep-ph](#)]. [[Inspire](#)].
- [680] M. D. Campos, D. Cogollo, M. Lindner, T. Melo, F. S. Queiroz, and W. Rodejohann, *Neutrino Masses and Absence of Flavor Changing Interactions in the 2HDM from Gauge Principles*, *JHEP* **08** (2017) 92, [arXiv:1705.05388](#) [[hep-ph](#)]. [[Inspire](#)].
- [681] CMS Collaboration, A. M. Sirunyan, A. Tumasyan, W. Adam, F. Ambrogi, E. Asilar, T. Bergauer, J. Brandstetter, E. Brondolin, M. Dragicevic, and J. Ero", *Search for high-mass resonances in dilepton final states in proton-proton collisions at $\sqrt{s} = 13$ TeV*, *JHEP* **06** (2018) 120, [arXiv:1803.06292](#) [[hep-ex](#)]. [[Inspire](#)].
- [682] D. A. Camargo, L. D. Rose, S. Moretti, and F. S. Queiroz, *Collider Bounds on 2-Higgs Doublet Models with $U(1)_X$ Gauge Symmetries*, [arXiv:1805.08231](#) [[hep-ph](#)]. [[Inspire](#)].
- [683] A. Alloul, N. D. Christensen, C. Degrande, C. Duhr, and B. Fuks, *FeynRules 2.0 - A complete toolbox for tree-level phenomenology*, *Comput. Phys. Commun.* **185** (2014) no. 8, 2250–2300, [arXiv:1310.1921](#) [[hep-ph](#)]. [[Inspire](#)].
- [684] J. Alwall, M. Herquet, F. Maltoni, O. Mattelaer, and T. Stelzer, *MadGraph 5 : Going Beyond*, *JHEP* **06** (2011) 128, [arXiv:1106.0522](#) [[hep-ph](#)]. [[Inspire](#)].
- [685] A. Thamm, R. Torre, and A. Wulzer, *Future tests of Higgs compositeness: direct vs indirect*, *JHEP* **07** (2015) 100, [arXiv:1502.01701](#) [[hep-ph](#)]. [[Inspire](#)].
- [686] T. G. Rizzo, *Exploring new gauge bosons at a 100 TeV collider*, *Phys. Rev. D* **89** (2014) 095022,

- [arXiv:1403.5465](#) [[hep-ph](#)]. [[Inspire](#)].
- [687] T. Han, P. Langacker, Z. Liu, and L.-T. Wang, *Diagnosis of a New Neutral Gauge Boson at the LHC and ILC for Snowmass 2013*, [arXiv:1308.2738](#) [[hep-ph](#)]. [[Inspire](#)].
- [688] *High Energy LHC main page*, 2018. [[Twiki](#)].
- [689] CMS Collaboration, *Search for excited leptons in $\ell\ell\gamma$ final states in proton-proton collisions at the HL-LHC*, CMS-PAS-FTR-18-029, in preparation.
- [690] CMS Collaboration, *Constraints on the Higgs boson self-coupling from $t\bar{t}H + tH$, $H \rightarrow \gamma\gamma$ differential measurements at the HL-LHC*, CMS-PAS-FTR-18-020, 2018. [[Inspire](#)].
- [691] CMS Collaboration, *Search for excited leptons in $\ell\ell\gamma$ final states in proton-proton collisions at $\sqrt{s} = 13$ TeV*, CMS-PAS-EXO-18-004, 2018. [[CDS](#)].
- [692] CMS Collaboration, S. Chatrchyan et al., *Search for excited leptons in pp collisions at $\sqrt{s} = 7$ TeV*, *Phys. Lett. B* **720** (2013) 309–329, [arXiv:1210.2422](#) [[hep-ex](#)]. [[Inspire](#)].
- [693] CMS Collaboration, V. Khachatryan et al., *Search for excited leptons in proton-proton collisions at $\sqrt{s} = 8$ TeV*, *JHEP* **03** (2016) 125, [arXiv:1511.01407](#) [[hep-ex](#)]. [[Inspire](#)].
- [694] CMS Collaboration, *Projected performance of Higgs analyses at the HL-LHC for ECFA 2016*, CMS-PAS-FTR-16-002, 2017. [[Inspire](#)].
- [695] F. del Aguila, J. Santiago, and M. Pérez-Victoria, *Observable contributions of new exotic quarks to quark mixing*, *JHEP* **09** (2000) 11, [arXiv:hep-ph/0007316](#) [[hep-ph](#)]. [[Inspire](#)].
- [696] M. Buchkremer, G. Cacciapaglia, A. Deandrea, and L. Panizzi, *Model Independent Framework for Searches of Top Partners*, *Nucl. Phys. B* **876** (2013) 376–417, [arXiv:1305.4172](#) [[hep-ph](#)]. [[Inspire](#)].
- [697] D. Barducci and L. Panizzi, *Vector-like quarks coupling discrimination at the LHC and future hadron colliders*, *JHEP* **12** (2017) 57, [arXiv:1710.02325](#) [[hep-ph](#)]. [[Inspire](#)].
- [698] ATLAS Collaboration, M. Aaboud, G. Aad, B. Abbott, O. Abdinov, B. Abeloos, S. H. Abidi, O. AbouZeid, N. Abraham, H. Abramowicz, and H. Abreu, *Search for pair production of vector-like top quarks in events with one lepton, jets, and missing transverse momentum in $\sqrt{s} = 13$ TeV pp collisions with the ATLAS detector*, *JHEP* **08** (2017) 52, [arXiv:1705.10751](#) [[hep-ex](#)]. [[Inspire](#)].
- [699] A. Avetisyan and T. Bose, *Search for top partners with charge $5e/3$* , [arXiv:1309.2234](#) [[hep-ex](#)]. [[Inspire](#)].
- [700] T. Han, I. Lewis, and Z. Liu, *Colored Resonant Signals at the LHC: Largest Rate and Simplest Topology*, *JHEP* **12** (2010) 85, [arXiv:1010.4309](#) [[hep-ph](#)]. [[Inspire](#)].
- [701] R. Chivukula, M. Golden, and E. H. Simmons, *Six jet signals of highly colored fermions*, *Phys. Lett. B* **257** (1991) 403–408. [[Inspire](#)].
- [702] A. V. Manohar and M. B. Wise, *Flavor changing neutral currents, an extended scalar sector, and the Higgs production rate at the CERN LHC*, *Phys. Rev. D* **74** (2006) 035009, [arXiv:hep-ph/0606172](#) [[hep-ph](#)]. [[Inspire](#)].
- [703] J. M. Arnold, M. Pospelov, M. Trott, and M. B. Wise, *Scalar Representations and Minimal Flavor Violation*, *JHEP* **01** (2010) 73, [arXiv:0911.2225](#) [[hep-ph](#)]. [[Inspire](#)].
- [704] ATLAS Collaboration, G. Aad, B. Abbott, J. Abdallah, O. Abdinov, R. Aben, M. Abolins, O. AbouZeid, H. Abramowicz, H. Abreu, and R. Abreu, *Dijet production in $\sqrt{s} = 7$ TeV pp collisions with large rapidity gaps at the ATLAS experiment*, *Phys. Lett. B* **754** (2016) 214–234, [arXiv:1511.00502](#) [[hep-ex](#)]. [[Inspire](#)].
- [705] ATLAS Collaboration, G. Aad et al., *Search for resonances in the mass distribution of jet pairs with one or two jets identified as b -jets in proton–proton collisions at $\sqrt{s} = 13$ TeV with the ATLAS detector*, *Phys. Lett. B* **759** (2016) 229 – 246. [[Inspire](#)].
- [706] CMS Collaboration, V. Khachatryan, A. M. Sirunyan, A. Tumasyan, W. Adam, T. Bergauer,

- M. Dragicevic, J. Ero", C. Fabjan, M. Friedl, and R. Fruehwirth, *Search for Dijet Resonances in 7 TeV pp Collisions at CMS*, *Phys. Rev. Lett.* **105** (2010), [arXiv:1010.0203 \[hep-ex\]](#). [[Inspire](#)].
- [707] CMS Collaboration, S. Chatrchyan, V. Khachatryan, A. M. Sirunyan, A. Tumasyan, W. Adam, E. Aguilo, T. Bergauer, M. Dragicevic, J. Ero", and C. Fabjan, *Search for narrow resonances using the dijet mass spectrum in pp collisions at $\sqrt{s} = 8$ TeV*, *Phys. Rev. D* **87** (2013) 114015, [arXiv:1302.4794 \[hep-ex\]](#). [[Inspire](#)].
- [708] CMS Collaboration, A. M. Sirunyan, A. Tumasyan, W. Adam, E. Asilar, T. Bergauer, J. Brandstetter, E. Brondolin, M. Dragicevic, J. Ero", and M. Flechl, *Search for dijet resonances in proton-proton collisions at $\sqrt{s} = 13$ TeV and constraints on dark matter and other models*, *Phys. Lett. B* **769772** (2017) 520–542, [arXiv:1611.03568 \[hep-ex\]](#). [[Inspire](#)].
- [709] ATLAS Collaboration, M. Aaboud, G. Aad, B. Abbott, O. Abdinov, B. Abeloos, S. H. Abidi, O. Abouzeid, N. Abraham, H. Abramowicz, and H. Abreu, *Search for low-mass dijet resonances using trigger-level jets with the ATLAS detector in pp collisions at $\sqrt{s} = 13$ TeV*, *Phys. Rev. Lett.* **121** (2018), [arXiv:1804.03496 \[hep-ex\]](#). [[Inspire](#)].
- [710] S. V. Chekanov, J. T. Childers, J. Proudfoot, R. Wang, and D. Frizzell, *Precision searches in dijets at the HL-LHC and HE-LHC*, *JINST* **13** (2018) no. 05, 05022, [arXiv:1710.09484 \[hep-ex\]](#). [[Inspire](#)].
- [711] ATLAS Collaboration, M. Aaboud, G. Aad, B. Abbott, O. Abdinov, B. Abeloos, D. K. Abhayasinghe, S. H. Abidi, O. Abouzeid, N. Abraham, and H. Abramowicz, *Search for resonances in the mass distribution of jet pairs with one or two jets identified as b-jets in proton-proton collisions at $\sqrt{s} = 13$ TeV with the ATLAS detector*, *Phys. Rev. D* **98** (2018) 032016, [arXiv:1805.09299 \[hep-ex\]](#). [[Inspire](#)].
- [712] ATLAS Collaboration, *Search for dijet resonances in events with an isolated lepton using $\sqrt{s} = 13$ TeV proton–proton collision data collected by the ATLAS detector*, ATLAS-COM-CONF-2018-020, 2018. [[CDS](#)].
- [713] S. V. Chekanov, *HepSim: a repository with predictions for high-energy physics experiments*, *Adv. High Energy Phys.* **2015** (2015) 1–7, [arXiv:1403.1886 \[hep-ph\]](#). [[Inspire](#)].
- [714] ATLAS Collaboration, G. Aad, B. Abbott, J. Abdallah, O. Abdinov, R. Aben, M. Abolins, O. AbouZeid, H. Abramowicz, H. Abreu, and R. Abreu, *Performance of b-Jet Identification in the ATLAS Experiment*, *JINST* **11** (2016), [arXiv:1512.01094 \[hep-ex\]](#). [[Inspire](#)].
- [715] ATLAS Collaboration, G. Aad, E. Abat, B. Abbott, J. Abdallah, A. Abdelalim, A. Abdesselam, O. Abdinov, B. Abi, M. Abolins, and H. Abramowicz, *Expected Performance of the ATLAS Experiment - Detector, Trigger and Physics*, [arXiv:0901.0512 \[hep-ex\]](#). [[Inspire](#)].
- [716] ATLAS Collaboration, G. Aad, B. Abbott, J. Abdallah, O. Abdinov, B. Abeloos, R. Aben, M. Abolins, O. AbouZeid, H. Abramowicz, and H. Abreu, *Search for new phenomena in dijet mass and angular distributions from pp collisions at $\sqrt{s} = 13$ TeV with the ATLAS detector*, *Phys. Lett. B* **754** (2016) 302–322, [arXiv:1512.01530 \[hep-ex\]](#). [[Inspire](#)].
- [717] M. J. Strassler and K. M. Zurek, *Discovering the Higgs through highly-displaced vertices*, *Phys. Lett. B* **661** (2008) 263–267, [arXiv:hep-ph/0605193 \[hep-ph\]](#). [[Inspire](#)].
- [718] R. Schabinger and J. D. Wells, *A Minimal spontaneously broken hidden sector and its impact on Higgs boson physics at the large hadron collider*, *Phys. Rev. D* **72** (2005) 093007, [arXiv:hep-ph/0509209 \[hep-ph\]](#). [[Inspire](#)].
- [719] M. Chala, M. Duerr, F. Kahlhoefer, and K. Schmidt-Hoberg, *Tricking Landau-Yang: How to obtain the diphoton excess from a vector resonance*, *Phys. Lett. B* **755** (2016) 145–149, [arXiv:1512.06833 \[hep-ph\]](#). [[Inspire](#)].
- [720] *On the angular momentum of a system of two photons*, *Dokl. Akad. Nauk Ser. Fiz.* **60** (1948) 207–209. [[Inspire](#)].
- [721] C.-N. Yang, *Selection Rules for the Dematerialization of a Particle Into Two Photons*, *Phys. Rev.*

- 77 (1950) no. 2, 242–245. [Inspire].
- [722] B. C. Allanach, D. Bhatia, and A. M. Iyer, *Dissecting Multi-Photon Resonances at the Large Hadron Collider*, *EPJC* **77** (2017) no. 9, 595, [arXiv:1706.09039 \[hep-ph\]](#). [Inspire].
- [723] ATLAS Collaboration, *HL-LHC prospects for diboson resonance searches and electroweak vector boson scattering in the $WW/WZ \rightarrow \ell\nu qq$ final state*, ATL-PHYS-PUB-2018-022, 2018. [CDS].
- [724] D. Pappadopulo, A. Thamm, R. Torre, and A. Wulzer, *Heavy Vector Triplets: Bridging Theory and Data*, *JHEP* **09** (2014) 60, [arXiv:1402.4431 \[hep-ph\]](#). [Inspire].
- [725] V. Cavaliere, R. Les, T. Nitta, and K. Terashi, *HE-LHC prospects for diboson resonance searches and electroweak WW/WZ production via vector boson scattering in the semi-leptonic final states*, [arXiv:1812.00841 \[hep-ex\]](#). [Inspire].
- [726] J. Liu, Z. Liu, and L.-T. Wang, *Long-lived particles at the LHC: catching them in time*, [arXiv:1805.05957 \[hep-ph\]](#). [Inspire].
- [727] B. Andersson, G. Gustafson, G. Ingelman, and T. Sjöstrand, *Parton Fragmentation and String Dynamics*, *Phys. Rept.* **97** (1983) 31–145. [Inspire].
- [728] M. Klimek, *In preparation*, .
- [729] R. M. HARRIS and K. KOUSOURIS, *Searches for Dijet Resonances at Hadron Colliders*, *Int. J. Mod. Phys. A* **26** (2011) no. 30n31, 5005–5055, [arXiv:1110.5302 \[hep-ex\]](#). [Inspire].
- [730] N. Boelaert and T. Åkesson, *Dijet angular distributions at $\sqrt{s} = 14$ TeV*, *EPJC* **66** (2010) 343–357, [arXiv:0905.3961 \[hep-ph\]](#). [Inspire].
- [731] T. D. Lee, *A Theory of Spontaneous T Violation*, *Phys. Rev. D* **8** (1973) 1226–1239. [Inspire].
- [732] C. T. Hill, *Topcolor assisted technicolor*, *Phys. Lett. B* **345** (1995) 483–489, [arXiv:hep-ph/9411426 \[hep-ph\]](#). [Inspire].
- [733] D. B. Kaplan, H. Georgi, and S. Dimopoulos, *Composite Higgs Scalars*, *Phys. Lett. B* **136** (1984) 187–190. [Inspire].
- [734] B. Bellazzini, C. Csáki, and J. Serra, *Composite Higgses*, *EPJC* **74** (2014) no. 5, 2766, [arXiv:1401.2457 \[hep-ph\]](#). [Inspire].
- [735] A. Pomarol, *Gauge bosons in a five-dimensional theory with localized gravity*, *Phys. Lett. B* **486** (2000) 153–157, [arXiv:hep-ph/9911294 \[hep-ph\]](#). [Inspire].
- [736] R. M. Harris and S. Jain, *Cross Sections for Leptophobic Topcolor Z' Decaying to Top-Antitop*, *EPJC* **72** (2012) no. 7, 2072, [arXiv:1112.4928 \[hep-ph\]](#). [Inspire].
- [737] U. Baur, I. Hinchliffe, and D. Zeppenfeld, *Excited Quark Production at Hadron Colliders*, *Int. J. Mod. Phys. A* **2** (1987) no. 04, 1285. [Inspire].
- [738] J. Thaler and K. V. Tilburg, *Identifying Boosted Objects with N -subjettiness*, *JHEP* **03** (2011) 15, [arXiv:1011.2268 \[hep-ph\]](#). [Inspire].
- [739] CMS Collaboration, A. M. Sirunyan et al., *Search for physics beyond the standard model in high-mass diphoton events from proton-proton collisions at $\sqrt{s} = 13$ TeV*, *Phys. Rev. D* **98** (2018) 092001, [arXiv:1809.00327 \[hep-ex\]](#). [Inspire].
- [740] G. F. Giudice, Y. Kats, M. McCullough, R. Torre, and A. Urbano, *Clockwork/linear dilaton: structure and phenomenology*, *JHEP* **06** (2018) 009, [arXiv:1711.08437 \[hep-ph\]](#). [Inspire].