

Neutral hadrons disappearing into the darkness

D. Barducci^{†‡}, M. Fabbrichesi[‡], and E. Gabrielli^{*‡‡°}

[†]*Scuola Internazionale di Studi Superiori, via Bonomea 256, 34136 Trieste, Italy*

[‡]*INFN, Sezione di Trieste, Via Valerio 2, 34127 Trieste, Italy*

^{*}*Physics Department, University of Trieste, Strada Costiera 11, 34151 Trieste, Italy*

[‡]*NICPB, Rävåla 10, Tallinn 10143, Estonia and*

[°]*Theoretical Physics Department, CERN, CH-1211 Geneva 23, Switzerland*

(Dated: August 29, 2018)

We study the invisible decay of neutral hadrons in a representative model of the dark sector. The mesons K_L and B^0 decay into the dark sector with branching rates that can be at the current experimental limits. The neutron decays with a rate that could either explain the neutron lifetime puzzle (although only for an extreme choice of the parameters and a fine tuned value of the masses) or be just above the current limit of its invisible decay ($\tau_N^{\text{inv}} \gtrsim 10^{29}$ years) if kinematically allowed. These invisible decays of ordinary matter provide a novel and promising window into new physics that should be vigorously pursued.

I. MOTIVATIONS

The possible existence of a *dark sector* comprising particles that do not couple directly to the Standard Model (SM) states has been extensively discussed in the literature (see references in [1] for recent reviews). This dark sector can include many states and these states can interact among themselves by means of new forces. Dark matter, in this framework, is made of all the stable members of the dark sector with a non-negligible relic density.

If the dark sector contains sufficiently light states, ordinary matter can and will decay into it without leaving any trace. These invisible decay channels are striking and may well be the most conspicuous clue to the existence of the dark sector itself.

Because of charge conservation, only neutral hadrons can altogether decay into the dark sector. The invisible decays of Kaons and B -mesons are of particular interest because their long lifetimes provide appreciable branching rates (BR) even for decays as rare as those into the dark sector. In addition to these, the case of the neutron stands out both because of the very strong bound on its invisible decay and because of the experimental discrepancy between the lifetime measured from stored neutrons and that from in-beam decays (for a review, see [2]) which could be explained, as pointed out in [3], by an invisible decay.

II. A MODEL FOR THE DARK SECTOR

We restrict ourselves to a model in which the interaction with ordinary matter is provided by (heavy) *messenger* states. This model is taken to be the archetype for a dark sector that can leave a characteristic signature of its interaction with ordinary matter in, among other processes, the invisible decays of hadrons.

The dark sector is made to resemble QED—that is, a theory of charged fermions. It contains fermions Q^{U_i} and Q^{D_i} , where the index i runs over generations like in the SM, and these dark fermions are charged only under a gauge group $U(1)_D$ —a proxy for more general interactions—with different charges for the Q^U and Q^D type. The *dark* photon is massless and directly only couples to the dark sector (in contrast with the case of massive dark photons). We denote throughout with $\alpha_D = g_D^2/4\pi$ the $U(1)_D$ fine structure constant.

The dark fermions couple to the SM fermions by means of Yukawa-like interactions. The Lagrangian contains terms coupling quarks of different generations with the dark fermions. In general the interaction is not diagonal and, for the quark case, is given by

$$\mathcal{L} \supset g_R \left\{ S_R^{U_i^\dagger} \left[\bar{Q}_L^{U_i} (\rho_R^U)_{ij} q_R^j \right] + S_R^{D_i^\dagger} \left[\bar{Q}_L^{D_i} (\rho_R^D)_{ij} q_R^j \right] \right\} + g_L \left\{ S_L^{U_i^\dagger} \left[\bar{Q}_R^{U_i} (\rho_L^U)_{ij} q_L^j \right] + S_L^{D_i^\dagger} \left[\bar{Q}_R^{D_i} (\rho_L^D)_{ij} q_L^j \right] \right\} + \text{H.c.} \quad (1)$$

In Eq. (1), the fields $S_L^{U_i, D_i}$ and $S_R^{U_i, D_i}$ are the messenger scalar particles, respectively doublets and singlets of the SM $SU(2)_L$ gauge group as well as $SU(3)$ color triplets (color indices are implicit in Eq. (1)). The various symmetric matrices $(\rho)_{ij} = (\rho)_{ji}$ are the result of the diagonalization of the mass eigenstates of both the SM and dark fermions; they provide the generation mixing necessary to have the messengers play a role in flavor physics. The messenger fields are also charged under the $U(1)_D$ gauge interaction, carrying the same charges as the dark fermions they are coupled to.

In writing Eq. (1) we assume that the SM gauge group $SU(2)_L$ is extended into a left-right (LR) symmetric $SU(2)_L \times SU(2)_R$ group and follow the approach of [4]—to which we refer for further details. Although we adopt the

LR symmetric model, the low-energy effective theory is not affected by this choice and is the same as in the model in [5].

The general structure for the gauge invariant Lagrangian contains a term involving three scalar messengers and the heavy Higgs H_R , a $SU(2)_R$ doublet, coupled as follows (generation index i is implicit this time)

$$\mathcal{L}_3 \supset \eta_L \tilde{S}_L^{U\alpha i} S_L^{D\beta} H_R^\dagger S_R^{D\gamma} \varepsilon^{\alpha\beta\gamma} + \frac{\eta_R}{2} \tilde{S}_R^{U\alpha i} S_R^{D\beta} H_R^\dagger S_R^{D\gamma} \varepsilon^{\alpha\beta\gamma} + \text{H.c.}, \quad (2)$$

provided the $U_D(1)$ dark charges q^U and q^D of, respectively, the messenger $S_{L,R}^{U\dagger}$ and $S_{L,R}^{D\dagger}$ satisfy the relation $q^U = -2q^D$ (as in the case of up- and down-quark QED charges) for q^U normalized to one. In Eq. (2) above the sum over the Greek $SU(3)$ color indices is understood and $\tilde{S}_{L,R}^i = i\sigma_2 S_{L,R}^{i*}$, where σ_2 is the Pauli matrix of the corresponding $SU(2)$ group. After the spontaneous breaking of the $SU(2)_R$ gauge symmetry, the H_R vacuum expectation value v_R generates a trilinear term involving three scalar messengers entering the vertex. The terms in Eq. (2) play a role in the decays of baryons.

This model has been used to discuss processes with the emission of dark photons in Higgs physics [6], flavor changing neutral currents [7], kaon [8] and Z boson [9] decays.

A. Dark matter, relic density and galaxy dynamics

The messenger fields are heavier than the dark fermions; the latter are stable and provide a multicomponent candidate for dark matter whose relic density depends on the value of their couplings to the $U(1)_D$ dark photons and SM fermions (into which they annihilate) and masses.

Not all of the dark fermions contribute to the relic density when, as we do here, the $U(1)_D$ coupling is taken larger than the one in QED. If they are relatively light, their dominant annihilation is into dark photons with a thermally averaged cross section approximately given by

$$\langle\sigma v_0\rangle \simeq \frac{\pi\alpha_D^2}{2m_Q^2} \quad (3)$$

For a strength $\alpha_D \simeq 0.1$, all fermions with masses up to around 1 TeV have a large cross section and their relic density

$$\Omega h^2 \approx \frac{2.5 \times 10^{-10} \text{ GeV}^{-2}}{\langle\sigma v_0\rangle} \quad (4)$$

is only a percent of the critical one; it is roughly 10^{-4} the critical one for dark fermions in the 1 GeV range, even less for lighter states. These dark fermions are not part of dark matter; they have (mostly) converted into dark photons by the time the universe reaches our age and can only be produced in high energy events like the decays we discuss.

Heavier (that is, with masses closer to those of the messengers) dark fermions can be dark matter. The dominant annihilation for these is into SM fermions via the exchange of a messenger with a thermally averaged cross section now approximately given by

$$\langle\sigma v_0\rangle \simeq \left(\frac{g_{L,R}^2}{4\pi}\right)^2 \frac{\pi}{2m_S^2} \quad (5)$$

instead of Eq. (3). The critical relic density can be reproduced if, assuming thermal production,

$$\left(\frac{g_{L,R}^2}{4\pi}\right)^2 \left(\frac{10 \text{ TeV}}{m_S}\right)^2 \simeq 0.1. \quad (6)$$

Although dark matter is interacting via massless dark photons, limits from the collisionless dynamics of galaxies are satisfied because the light dark fermions have a negligible density in the galaxy (and do not count) while for the heavy dark fermions the bound on soft scattering [10], which is the strongest, is given (for N dark fermions of mass m_Q , G_N being the Newton constant) by

$$\frac{G_N^2 m_Q^4 N}{8\alpha_D^2} \left[\ln \left(\frac{G_N m_Q^2 N}{2\alpha_D^2} \right) \right]^{-1} \gtrsim 50. \quad (7)$$

The above bound can easily be satisfied because it is independent of the parameters entering the relic density. In our case, the above bound means that for $\alpha_D \simeq 0.1$ the heavy dark fermions present in the relic density must have masses larger than 8 TeV. This limit, together with Eq. (6), defines the allowed space of the parameters, namely, the couplings $g_{L,R}$ must be large but still in the perturbative regime.

B. Constraints on messenger masses

There are no bounds on the masses of the dark fermions because of their very weak interaction with the SM states.

The messenger states have the same quantum numbers and spin of the supersymmetric squarks. At the LHC they are copiously produced in pairs through QCD interactions and decay at tree level into a quark and a dark fermion. The final state arising from their decay is thus the same as the one obtained from the $\tilde{q} \rightarrow q\chi_1^0$ process. Therefore limits on the messenger masses can be obtained by reinterpreting supersymmetric searches on first and second generation squarks decaying into a light jet and a massless neutralino [11], assuming that the gluino is decoupled. In particular we have used the upper limits on the cross section for various squark masses of [11] that the ATLAS collaboration provided on HEPData. These limits have been used to compute the bounds as a function of the messenger mass using next-to-leading order QCD cross section for squark pair production from the LHC Higgs Cross Section Working Group¹.

We take into account the contributions to the total event yield given only by right-handed (degenerate) messengers associated to the first generation of SM quarks, with the others set to a higher mass and thus with a negligible cross section. This correspond to have only 2 light degrees of freedom, which are analogous to \tilde{u}_1 and \tilde{d}_1 in supersymmetry. With this assumption we obtain a lower bound on their masses of 940 GeV, limit that increases up to 1.5 TeV by assuming that messengers of both chiralities associated to the first and second generation of SM quarks are degenerate in mass.

Interestingly, there remains an open window for having messengers living at a lower mass scale. This occurs when the messengers couple dominantly to top quarks and have a mass around 200 GeV, such that the final state kinematic presents low missing transverse energy due the compression of the spectrum, thus reducing the effectiveness of supersymmetric searches. This region is currently under investigation by the LHC collaborations.

Limits from stellar cooling and primordial nucleosynthesis [12] are weaker than those we include in our analysis. Limits from long-range (dipole type) forces between macroscopical objects are even weaker.

Stronger constraints come from flavor physics. We include those from meson mass mixing which are the most stringent for the processes under consideration.

C. The importance of soft dark photon corrections

Corrections due to soft dark photon exchange and emission can be important in processes with dark fermions. The strength of the coupling α_D , which we take larger than in QED, makes them sizable in the process we are interested in.

As in QED, the decay width $d\Gamma^0(s_{ij})$ for a generic N -body decay is modified by a universal factor [13] that takes into account corrections from soft photons emission and we have (we follow the notation of [14])

$$d\Gamma(s_{ij}, E) = \Omega(s_{ij}, E) d\Gamma^0(s_{ij}), \quad (8)$$

where the kinematical variables are

$$s_{ij} = \begin{cases} (p_i + p_j)^2 & i \neq 0, j \neq 0 \\ (p_0 - p_j)^2 & i = 0, j \neq 0 \end{cases} \quad (9)$$

with p_i the momenta of the final states and p_0 that of the decaying particle. The corresponding variables

$$\beta_{ij} = \sqrt{1 - \frac{4m_i^2 m_j^2}{(s_{ij} - m_i^2 - m_j^2)^2}} \quad (10)$$

can also be defined. The energy E is the maximum energy that goes undetected in the process because of the physical limitations of the detector.

Since we are interested in factors that can compensate possible phase-space suppression in the decay, we retain only those soft-photon corrections that become important when the final states are produced near threshold (in the regime where $\beta_{ij} \rightarrow 0$) and write Eq. (8) as

$$\Omega(s_{ij}, E) = \Omega_C(\beta_{ij}) \quad (11)$$

¹ Available at the web-page <https://twiki.cern.ch/twiki/bin/view/LHCPhysics/SUSYCrossSections>.

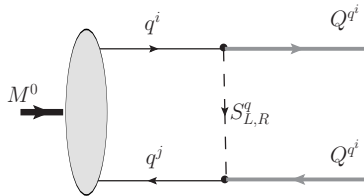


FIG. 1: The decay of a neutral meson M^0 (K^L or B^0 in the text) into two dark fermions. There are two diagrams corresponding to the exchange of the two messengers $S_L^{Q^q}$ and $S_R^{Q^q}$.

where

$$\Omega_C(\beta_{ij}) = \prod_{0 < i < j} \frac{2\pi\alpha_D q_i q_j}{\beta_{ij}} \frac{1}{\exp\left[\frac{2\pi\alpha_D q_i q_j}{\beta_{ij}}\right] - 1} \quad (12)$$

is the (resummed) correction due to the (dark) Coulomb interaction [15] between pairs of fermions with charges q_i and q_j .

We neglect all other (E and non E -depending) soft-photon corrections because they are subleading and important only in the limit $\beta_{ij} \rightarrow 1$.

III. THE DECAY OF NEUTRAL MESONS

All neutral mesons can decay into the dark sector by means of the terms in the Lagrangian in Eq. (1). As promising as they would seem, the neutral pion and the ρ have too short a lifetime to give a measurable BR for their decay into the dark sector. The best candidates are to be found in the kaon and B -meson sectors—even after taking into account the constraint originating in their mass mixing. The D^0 and the charmonium states are also candidates but with a lower BR.

A. The decay width

The decay of neutral mesons can be estimated within the model of the dark sector introduced above. From the Lagrangian in Eq. (1), after integrating out the heavy messenger fields, we can write two effective operators that give a contribution. After a Fierz transformation to bring them in a form ready to be used, they are

$$\begin{aligned} \hat{Q}_L^{ij} &= \bar{Q}_L^i \gamma^\mu Q_L^i \bar{q}_R^j \gamma_\mu q_R^j, \\ \hat{Q}_R^{ij} &= \bar{Q}_R^i \gamma^\mu Q_R^i \bar{q}_L^j \gamma_\mu q_L^j, \end{aligned} \quad (13)$$

where the indices of the $SU(3)$ color group are implicitly summed over ².

The Wilson coefficients of the two operators in Eq. (13) at the matching are

$$(c_L^D)_{ij} = \frac{g_L^2 P_{ij}^L}{2m_{D_L}^2} \quad \text{and} \quad (c_R^D)_{ij} = \frac{g_R^2 P_{ij}^R}{2m_{D_R}^2}, \quad (14)$$

where the product of matrices is denoted as $P_{ij}^{L,R} = \rho_{ij}^{L,R} \rho_{ii}^{L,R}$.

The amplitude for the neutral meson M_{ij}^0 decay (with M_{ij}^0 a bound state of $q_i \bar{q}_j$) into dark- and antidark-fermions $M_{ij}^0 \rightarrow Q^i \bar{Q}^j$ is given by (see Fig. 1 and the operators in Eq. (13))

$$\mathcal{M}_{M^0}^{ij} = -\frac{i}{4} \left(\frac{g_L^2 P_{ij}^L}{m_{D_L}^2} [\bar{u}_{Q^i} \gamma_\mu^L v_{Q^j}] - \frac{g_R^2 P_{ij}^R}{m_{D_R}^2} [\bar{u}_{Q^i} \gamma_\mu^R v_{Q^j}] \right) \langle 0 | \bar{q}^j \gamma_5 \gamma_\mu q^i | M_{ij}^0(p) \rangle, \quad (15)$$

² An analysis of meson decays with missing energy in terms of all possible effective operators—those in Eq. (13) included—is given in [16]. The fermionic models they take into consideration have BR significantly smaller than those we find.

where $\gamma_{L,R}^\mu = \gamma^\mu(1 \pm \gamma_5)/2$, \bar{u}_{Q^i} and v_{Q^i} are the Dirac spinors associated to the final fermion (antifermion) states Q^i (\bar{Q}^i) respectively, and the hadronic matrix element is given by

$$\langle 0 | \bar{q}_i \gamma_5 \gamma^\mu q_j | M_{ij}^0(p) \rangle = i f_{M^0} p^\mu, \quad (16)$$

with p_μ the meson 4-momentum. The parameter f_{M^0} for the particular meson, can be obtained from lattice estimates.

The corresponding width is computed as

$$\Gamma(M_{ij}^0 \rightarrow Q^i \bar{Q}^i) = \frac{1}{8\pi} \frac{|\bar{\mathcal{M}}_{M^0}^{ij}|^2 |\vec{k}_i|}{m_{M^0}^2} \Omega_C(\beta_{ij}) \quad (17)$$

with

$$|\bar{\mathcal{M}}_{M^0}^{ij}|^2 = \frac{f_{M^0}^2 m_{M^0}^2 m_{Q^i}^2}{8m_S^4} P_{ij}^2 (g_L^2 + g_R^2)^2 \quad (18)$$

where m_{M^0} and m_{Q^i} are the meson and dark fermion masses respectively, q_i the charge of the dark fermion Q^i , and $|\vec{k}_i| = m_{M^0} v_i / 2$, with $v_i = \sqrt{1 - 4m_{Q^i}^2 / m_{M^0}^2}$ the relative velocity between the dark fermions. The function $\Omega_C(\beta_{ij})$ is defined in Eq. (12) with, in this case of two-body decay, $\beta_{ij} = v_i$.

In Eq. (18), we have made the simplification of taking universal messenger masses $m_{D_R} = m_{D_L} = m_S$ and $P_{ij}^L = P_{ij}^R \equiv P_{ij}$, with furthermore $\rho_{ij}^{L,R} = \rho_{ji}^{L,R}$. In the model of [4] the diagonal $\rho_{ii}^{L,R}$ couplings are of order one, while the off-diagonal ones should be $\rho_{ij}^{L,R} \ll 1$ in order to preserve the hierarchy of the CKM matrix.

B. Constraints from the meson mass difference

A direct, and the strongest, constraint on the parameters of the model arises because the same amplitude driving the meson decay also enters the box diagram that gives rise to the mass difference of the neutral meson. This quantity is given by

$$\Delta m_{M^0} = \left[\frac{g_L^4 (\rho_{ij}^L)^2 \rho_{ii}^L \rho_{jj}^L + g_R^4 (\rho_{ij}^R)^2 \rho_{ii}^R \rho_{jj}^R}{m_S^2} \right] \frac{f_{M^0}^2 m_{M^0}}{192\pi^2}, \quad (19)$$

where we have used the leading vacuum insertion approximation ($B_{M^0} = 1$) to estimate the matrix element

$$\langle M^0 | (\bar{q}_L^i \gamma^\mu q_L^j) (\bar{q}_L^i \gamma_\mu q_L^j) | \bar{M}^0 \rangle = \frac{1}{3} m_{M^0} f_{M^0}^2 B_{M^0} \eta_{\text{QCD}} \quad (20)$$

and a similar one for right-handed fields. Since we are just after an order of magnitude estimate, in Eq. (19) we neglect the running (and contributions from mixing) of the Wilson coefficient η_{QCD} of the 4-fermion operator. Given the long-distance uncertainties, to satisfy the experimental bound on the mass difference, we only impose that the new contribution does not exceed the measured value (and show what happens if this bound is made more stringent).

C. Branching rates for K_L and B^0

The general formulas in Eqs. (17) and (19) can be applied to the specific cases of interest: the invisible decays of the K_L and B^0 .

For the K_L case, we have $f_{K^0} = 159.8$ MeV and $m_K = 497.6$ MeV [17]. We choose the final states to be both Q^s and consider the symmetric case $g_L^i = g_R^i = \lambda$. We take $\alpha_D = 0.1$ and charges $q_i = 1$ to compute the function Ω_C . The total width is $\Gamma_{K_L} = 1.287 \times 10^{-14}$ MeV [17].

This BR is constrained by the mixing parameter $\Delta m_K = 3.48 \times 10^{-12}$ MeV [17] because the same structure enters, see Eq. (19). Thus, assuming that the new contribution does not exceed the experimental value Δm_K , we obtain from Eq. (19), the numerical bound

$$\frac{\lambda^4 P_{sd}^2}{(m_S [\text{TeV}])^2} < 2.6 \times 10^{-4}. \quad (21)$$

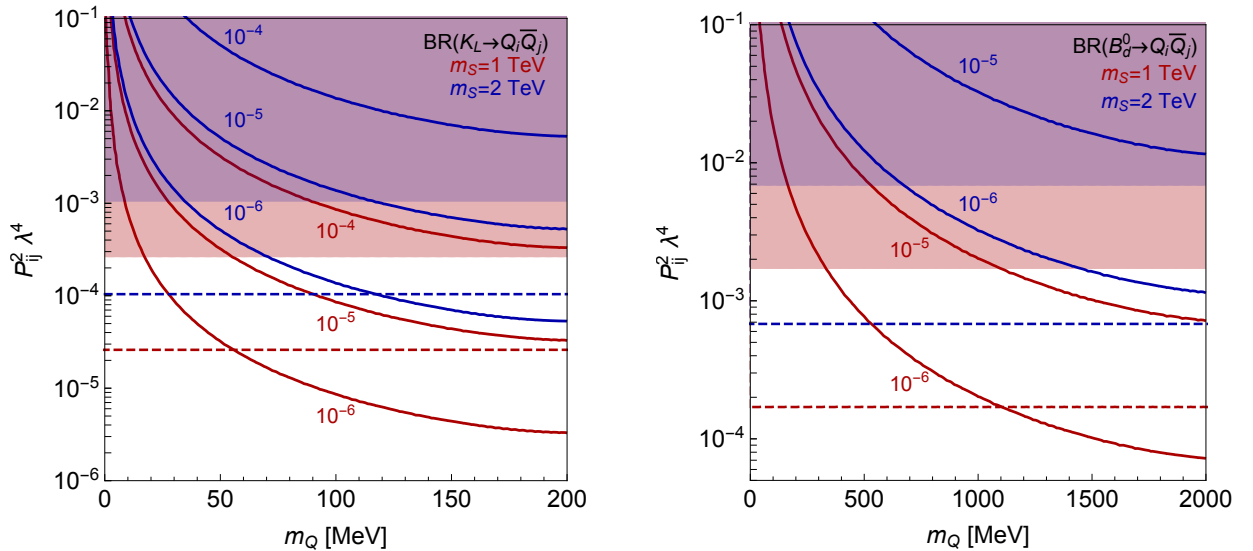


FIG. 2: Values of the BR for the invisible decay of K_L (left) and B^0 (right). The coupling α_D is taken to be 0.1. Two possible choices for m_S are shown. The horizontal colored bands indicate the constraint from the mass mixing for the two values of m_S (red $m_S = 1$ GeV, blue $m_S = 2$ GeV). The case of the same bound stronger at 10% of the experimental limit is shown by the dashed horizontal lines. Because of chirality suppression, the width for the process goes to zero for vanishing masses of the final fermions. In the opposite limit, as the sum of these masses goes to the threshold, the Coulomb corrections become important and keep the width finite.

The left panel of Fig. 2 shows the $\text{BR}(K_L \rightarrow Q^s \bar{Q}^s)$ for $\alpha_D = 0.1$ and a range of the parameters m_Q and m_S . The limit from the constraint in Eq. (21) is shown in the same plot as colored bands. One can tighten this limit by the desired factor by rescaling the bound by the same factor: as an example, the case of 10% of the experimental limit is shown by the dashed horizontal lines. Depending on the messenger mass, values between 10^{-4} and 10^{-5} can be reached.

There is yet no direct limit on this BR. An indirect value can be obtained from the sum of all the BR of the visible decays. The uncertainty in this sum gives a limit of the order of 10^{-4} . An experimental set-up to bring this limit down to 10^{-6} has been proposed at the NA64 experiment at CERN [18].

For the B^0 meson case we take the B_d^0 with a width $\Gamma_{B^0} = 4.33 \times 10^{-10}$ MeV [17]. From the lattice $f_{B_d} = 186$ MeV [19] while $m_{B_d} = 5279.61$ MeV [17].

As before this BR is constrained by $\Delta m_{B^0} = 3.35 \times 10^{-10}$ MeV [17] thus giving

$$\frac{\lambda^4 P_{bd}^2}{(m_S[\text{TeV}])^2} < 1.7 \times 10^{-3} \quad (22)$$

by means of Eq. (19).

The right panel of Fig. 2 shows the $\text{BR}(B^0 \rightarrow Q^b \bar{Q}^b)$ for $\alpha_D = 0.1$ and a range of the parameters m_Q and m_S . As before, the limit from the constraint in Eq. (22) is shown in the same plot as two colored bands (and one can tighten this limit by the desired factor by rescaling the bound by the same factor: the case of 10% of the experimental limit is shown by the dashed horizontal lines). Depending on the messenger mass, values between 10^{-5} and 10^{-6} can be reached.

There have been several attempts to measure the invisible decay of B^0 , both from Belle and the BaBar collaborations. The current limit is 10^{-5} [20].

Our estimate indicates that, inserting values for m_S still allowed by collider searches and taking into account the constraint from flavor physics, the two BR above fall within the explorable range of current or proposed experiments. Both decays have a SM background which is quite negligible being, as it is, proportional to the neutrino masses squared. They are, literally, an open window into the dark sector that should be vigorously pursued.

IV. THE DECAY OF THE NEUTRON

After integrating out the heavy messenger fields, the terms in the Lagrangians in Eq. (1) and Eq. (2) give rise to two effective operators violating baryon number and contributing to the decay of the neutron. They correspond to

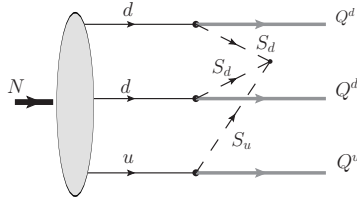


FIG. 3: The decay of the neutron n into three dark fermions. There are two contributions corresponding to the two possible vertices in Eq. (2) of the three scalars.

the two possible vertices among the three scalar messengers in the diagram depicted in Fig. 3. These are

$$\begin{aligned}\hat{Q}_1 &= \varepsilon_{\alpha\beta\gamma}(\bar{Q}_R^u u_L^\alpha)(\bar{Q}_R^d d_L^\beta)(\bar{Q}_L^d d_R^\gamma) \\ \hat{Q}_2 &= \varepsilon_{\alpha\beta\gamma}(\bar{Q}_L^u u_R^\alpha)(\bar{Q}_L^d d_R^\beta)(\bar{Q}_L^d d_R^\gamma)\end{aligned}\quad (23)$$

with u and d the SM up- and down-quark fields respectively. The Greek indices stand for the $SU(3)$ color group. The Wilson coefficients of the two operators at the matching are

$$c_1 = \frac{2\eta_L g_L^2 g_R \rho_{UV}^L (\rho_{DD}^R)^2 v_R}{m_{DL}^2 m_{DR}^2 m_{UL}^2} \quad \text{and} \quad c_2 = \frac{2\eta_R g_R^3 \rho_{UV}^L (\rho_{DD}^L)^2 v_R}{m_{DR}^4 m_{UR}^2}. \quad (24)$$

where m_{UL} (m_{UR}) and m_{DL} (m_{DR}) are the corresponding up and down messenger masses, for the S_L and S_R messenger respectively. The operators Eq. (23) are of dimension 9 and therefore very suppressed.

For the sake of simplicity we work in a symmetric limit with $\lambda = g_L = g_R$, $\eta_L = \eta_R$ and all the messenger masses equal to m_S . In the same limit, the mixing matrices give a common factor $\rho_{uu}^L (\rho_{dd}^R)^2 = \rho_{uu}^L (\rho_{dd}^L)^2 = \rho^3$ and there is a unique scale μ equal to $\eta_L v_R = \eta_R v_R$. In this case, the amplitude for the decay of the neutron N

$$N(p) \rightarrow Q^U(k) Q^D(k_1) Q^D(k_2) \quad (25)$$

is given by

$$\mathcal{M}_N = i \frac{\lambda^3 \rho^3 \mu}{m_S^6} \left(\alpha [\bar{u}_{Q^D}(k_1) \hat{P}_L u_N(p)] [\bar{u}_{Q^D}(k_2) \hat{P}_L u_{Q^U}^c(k)] + \beta [\bar{u}_{Q^D}(k_1) \hat{P}_R u_N(p)] [\bar{u}_{Q^D}(k_2) \hat{P}_R u_{Q^U}^c(k)] \right) \quad (26)$$

where p, k, k_1, k_2 are the corresponding momenta in the reaction (25), the chiral projectors $\hat{P}_{R/L} = (1 \pm \gamma_5)/2$ and $u_{Q^U}^c$ is the corresponding conjugate spinor. In deriving the above amplitude, we used the hadronic matrix elements between the vacuum and the neutron field, written as

$$\langle 0 | \varepsilon_{\alpha\beta\gamma} \bar{u}_R^{c\alpha} d_L^\beta d_R^\gamma | N \rangle = \alpha \hat{P}_L u_N \quad \text{and} \quad \langle 0 | \varepsilon_{\alpha\beta\gamma} \bar{u}_L^{c\alpha} d_R^\beta d_R^\gamma | N \rangle = \beta \hat{P}_R u_N \quad (27)$$

in terms of the neutron wave function u_N . The coefficients β and α have been estimated on the lattice to be of opposite sign and both about 0.0144 GeV^3 [21].

The squared amplitude summed over spins and mediated over initial ones is given by

$$\frac{1}{2} |\bar{\mathcal{M}}_N|^2 = 2\lambda^6 \rho^6 \left(\frac{\eta\mu}{m_S^6} \right)^2 \left\{ (\alpha^2 + \beta^2)(k_1 \cdot k_2)(p \cdot k) - 2\alpha\beta m_N m_{Q^D} m_{Q^U} \right\} \Omega_C(\beta_{ij}), \quad (28)$$

where m_N, m_{Q^D}, m_{Q^U} , are the masses of neutron, dark-fermion Q^D and dark-fermion Q^U respectively.

The function $\Omega_C(\beta_{ij})$ is defined in Eq. (12) with $q^U = -2q^D$ for q^U normalized to one; in the case of the three-body decay of the neutron, we have

$$\Omega_C(\beta_{ij}) = \Omega_C(\beta_{12}) \Omega_C(\beta_{13}) \Omega_C(\beta_{23}). \quad (29)$$

This Coulomb correction requires the somewhat cumbersome definition of various coefficients. They are

$$\begin{aligned}\beta_{1j} &= \sqrt{1 - \frac{4m_{Q^U}^2 m_{Q^D}^2}{(s_{1j} - m_{Q^U}^2 - m_{Q^D}^2)^2}} \quad (j = 2, 3) \\ \beta_{23} &= \sqrt{1 - \frac{4m_{Q^D}^4}{(s_{23} - 2m_{Q^D}^2)^2}}\end{aligned}\quad (30)$$

with

$$\begin{aligned} s_{12} &= m_{Q^U}^2 + m_{Q^D}^2 + 2EE_2(1 + \beta\beta_2 \cos\theta) \\ s_{13} &= m_{Q^U}^2 + m_{Q^D}^2 + 2EE_2(1 - \beta\beta_2 \cos\theta) \end{aligned} \quad (31)$$

and $s_{23} = s$. In Eq. (31) the energies are defined as

$$E = \frac{m_N^2 - s - m_{Q^U}^2}{2\sqrt{s}} m, \quad E_2 = \frac{\sqrt{s}}{2} \quad (32)$$

and

$$\beta = \sqrt{1 - \frac{m_{Q^U}^2}{E^2}}, \quad \beta_2 = \sqrt{1 - \frac{4m_{Q^D}^2}{s}}. \quad (33)$$

The phase-space integral can be computed in the center of mass of the two Q^D dark fermions. The width is given by

$$\Gamma_{N \rightarrow Q^U Q^D Q^D} = \frac{1}{2^9 \pi^4 m_N^2} \int_{4m_{Q^D}^2}^{(m_N - m_{Q^U})^2} ds \sqrt{1 - \frac{4m_{Q^D}^2}{s}} \sqrt{\left(\frac{m_N^2 - m_{Q^U}^2 + s}{2m_N}\right)^2 - s} \int d\Omega_\theta \left[\frac{1}{2} |\bar{\mathcal{M}}_N|^2 \right], \quad (34)$$

where $s = (k_1 + k_2)^2$ and θ is the angle (in this system) between \vec{k}_1 (or \vec{k}_2) and \vec{k} . The integral in Eq. (34) can be evaluated numerically.

The possibility of having the neutron decay into the dark sector depends on the kinematically available decay channels. If the sum of the masses of the dark fermions is smaller than the neutron mass, the decay can proceed and we can compare its rate to searches for the invisible decay of the neutron. We discuss this process in section IV A.³

Since all limits on the neutron lifetime are based on neutrons bounded in nuclei, this decay can be prevented by choosing the dark fermion masses so as to keep kinematically closed the decay of ${}^9\text{Be}$ into its unstable isotope ${}^8\text{Be}$. This transition has the largest energy difference (937.900 MeV) among the atomic elements and therefore closing it also closes all the other possible decays of stable isotopes.

If the sum of the masses of the dark fermions just happens to be larger than 937.900 MeV but less than the neutron mass, namely 939.565 MeV, the decay of a *free* neutron remains open. We discuss this admittedly rather artificial case in section IV B because of the long-standing discrepancy in the free neutron lifetime determination.

A. Invisible decay of the neutron

The absence of an invisible decay of neutrons in ${}^{16}\text{O}$ and ${}^{12}\text{C}$ from SNO [23] and KamLaAND [24] put a stringent limit of $\tau_N^{\text{inv}} \gtrsim 10^{29}$ years on such a channel.

The operators in Eq. (23) are dimensionally suppressed and therefore naturally provide a width that can be very small. For instance, for dark fermion masses $m_{Q^U} = m_{Q^D} = 100$ MeV, by means of Eq. (34) we find that

$$\Gamma_{N \rightarrow \text{invisible}} \simeq 4.9 \times 10^{-55} \left(\frac{\lambda\rho}{4\pi}\right)^6 \left(\frac{100 \text{ TeV}}{m_S}\right)^{10} \text{ GeV} \quad (35)$$

for $\eta\mu = 0.1 m_S$ and $\Omega_C = 1$ (because we are far from the production threshold). The width in Eq. (35) must be smaller than 10^{-61} GeV to satisfy the lifetime bound—which is achieved for couplings $\lambda\rho \sim 1$ and $m_S \sim 100$ TeV.

Different values for the masses of different messengers make the estimates in Eq. (35) for the neutron decay and those for the meson decay in section III compatible.

The operators in Eq. (23) provide an interesting example of operators violating the baryonic number that can live at a scale of order 100 TeV—and therefore much smaller than the typical GUT scale—without further assumptions on the size of the dimensionless couplings. The result in Eq. (35) shows that the study of the neutron invisible decay provides a promising test for the disappearance of ordinary matter into the dark sector.

³ See [22] for an analysis of the decay of the neutron in states of a dark sector plus ordinary matter.

B. The neutron lifetime puzzle

The lifetime of the neutron has been measured by counting either cooled neutrons stored in a container (the bottle method) [17], see [25] for the most recent determination, or protons coming from neutron decaying while traveling in a given volume (the beam method) [26, 27]. The two measurements do not agree and the discrepancy (the beam result is about 8 seconds longer) has a significance of nearly 4σ .

A very interesting explanation would be the existence of an additional invisible decay channel of the neutron, as proposed in [3], which will affect the beam method measurement but not the bottle method. In particular, the authors of [3] assumed a dark decay of the neutron either into a dark fermion and a photon or into a dark scalar and a dark fermion. This possibility was further elaborated in [28].⁴ The lifetime of the neutron is related to the axial coupling determination [31].

Given the Lagrangian in Eq. (1) and Eq. (2), the decay of the neutron into the dark sector, within the model we have introduced, can only take place by means of the diagram in Fig. 3 with the neutron decaying into three dark fermions. This is not one of the processes previously envisaged either in [3] or [28]. The charge conservation built in the model prevents a similar decay for the proton.

Astrophysical bounds from the dynamics of neutron stars [32] do not rule out this possibility because of *Pauli blocking*. This is the same mechanism that prevents neutrons in a neutron star to β -decay. In a neutron star all the fermions are mostly in a degenerate state. After the neutron decay has started, the presence of N dark fermions gives rise to the corresponding Fermi energy

$$E_F = \frac{1}{2m_Q} \left(\frac{3\pi^2 N}{V} \right)^{2/3} \simeq 10^{-19} \frac{N^{2/3}}{m_Q} \text{ MeV}^2, \quad (36)$$

where V is the volume of the neutron star, which we take to have a radius of about 10^4 meters. When E_F is larger than the energy available in the decay (about 1 MeV), further neutron decays are effectively stopped. This happens after (for $m_Q \simeq 100$ MeV) about 10^{52} decays, that is after 1 out of 10^5 of the neutrons in the star have decayed. This is too small a fraction to appreciably change the equation of state of the neutron star, change its mass limit and activate the bounds in [32].

The double limit imposed by the ${}^9\text{Be}$ stability and the mass of the proton

$$937.900 \text{ MeV} < 2m_D + m_U < 939.565 \text{ MeV} \quad (37)$$

makes for a very narrow window where the sum of the masses of the dark fermions must be.

In this region the limits from the neutron lifetime discussed in the previous section need not apply (the decay is closed by the beryllium bound) and m_S is only constrained by the LHC data.

The nearness of the sum of these masses to the neutron mass gives a very strong suppression in the phase space of the decay (of about 4 orders of magnitude), only partially compensated by the enhancement due to the Coulomb interaction of the final states (which is partially suppressed by the repulsive component and about 1 order of magnitude).

For $\alpha_D = 0.1$, $m_{Q^U} = m_{Q^D} \simeq 313$ MeV (to satisfy the nuclear physics constraints), and after taking $\eta\mu = 10 m_S$ —at the very limit of the unitarity constraint—we find

$$\Gamma_{N \rightarrow Q^U Q^D Q^D} \simeq 4.9 \times 10^{-35} \left(\frac{\lambda\rho}{4\pi} \right)^6 \left(\frac{1 \text{ TeV}}{m_S} \right)^{10} \text{ GeV}. \quad (38)$$

For the width in Eq. (38) to be of order 10^{-30} GeV—the value necessary to explain the discrepancy in the neutron lifetime data—we must take m_S around 200 GeV, a value still allowed by the LHC data if the messenger decays almost exclusively into a top quark, and $\lambda\rho \simeq 6$. This is the extreme choice for the model parameters alluded in the abstract. If (most likely, when) the LHC will close this window, the neutron lifetime puzzle will no longer be explained by the model of the dark sector we consider here.

⁴ See, also, [29, 30] for neutron decay in the context of neutron-antineutron oscillations.

Acknowledgments

We thank Jessie Shelton for bringing to our attention the possibility in our model of Pauli blocking the neutron decay in neutron stars.

-
- [1] R. Essig *et al.*, “Working Group Report: New Light Weakly Coupled Particles,” [arXiv:1311.0029](#) [hep-ph]; J. Alexander *et al.*, “Dark Sectors 2016 Workshop: Community Report,” [arXiv:1608.08632](#)[hep-ph].
- [2] S. Paul, “The Puzzle of Neutron Lifetime,” Nucl. Instrum. Meth. A **611**, 157 (2009) [[arXiv:0902.0169](#) [hep-ex]]; F. E. Wietfeldt and G. L. Greene, “Colloquium: The neutron lifetime,” Rev. Mod. Phys. **83**, no. 4, 1173 (2011); G.L. Greene and P. Geltenbort, “The Neutron Enigma”, Scientific American **314** (2016) 36.
- [3] B. Fornal and B. Grinstein, “Dark Matter Interpretation of the Neutron Decay Anomaly,” [arXiv:1801.01124](#) [hep-ph].
- [4] E. Gabrielli, L. Marzola and M. Raidal, “Radiative Yukawa Couplings in the Simplest Left-Right Symmetric Model,” Phys. Rev. D **95**, no. 3, 035005 (2017) [[arXiv:1611.00009](#) [hep-ph]].
- [5] E. Gabrielli and M. Raidal, “Exponentially spread dynamical Yukawa couplings from nonperturbative chiral symmetry breaking in the dark sector,” Phys. Rev. D **89**, no. 1, 015008 (2014) [[arXiv:1310.1090](#) [hep-ph]].
- [6] S. Biswas, E. Gabrielli, M. Heikinheimo and B. Mele, “Dark-Photon searches via Higgs-boson production at the LHC,” Phys. Rev. D **93**, no. 9, 093011 (2016) [[arXiv:1603.01377](#) [hep-ph]]; E. Gabrielli, M. Heikinheimo, B. Mele and M. Raidal, “Dark photons and resonant monophoton signatures in Higgs boson decays at the LHC,” Phys. Rev. D **90**, no. 5, 055032 (2014) [[arXiv:1405.5196](#) [hep-ph]].
- [7] E. Gabrielli, B. Mele, M. Raidal and E. Venturini, “FCNC decays of standard model fermions into a dark photon,” Phys. Rev. D **94**, no. 11, 115013 (2016) [[arXiv:1607.05928](#) [hep-ph]].
- [8] M. Fabbrichesi, E. Gabrielli and B. Mele, “Hunting down massless dark photons in kaon physics,” Phys. Rev. Lett. **119**, no. 3, 031801 (2017) [[arXiv:1705.03470](#) [hep-ph]].
- [9] M. Fabbrichesi, E. Gabrielli and B. Mele, “Z boson decay into light and darkness,” Phys. Rev. Lett. **120**, no. 17, 171803 (2018) [[arXiv:1712.05412](#) [hep-ph]].
- [10] L. Ackerman, M. R. Buckley, S. M. Carroll and M. Kamionkowski, “Dark Matter and Dark Radiation,” Phys. Rev. D **79**, 023519 (2009) [[arXiv:0810.5126](#) [hep-ph]].
- [11] M. Aaboud *et al.* [ATLAS Collaboration], “Search for squarks and gluinos in final states with jets and missing transverse momentum using 36 fb⁻¹ of $\sqrt{s}=13$ TeV pp collision data with the ATLAS detector,” [arXiv:1712.02332](#) [hep-ex]; CMS Collaboration [CMS Collaboration], CMS-PAS-SUS-16-036.
- [12] S. Hoffmann, “Paraphotons and Axions: Similarities in Stellar Emission and Detection,” Phys. Lett. B **193**, 117 (1987); B. A. Dobrescu, “Massless gauge bosons other than the photon,” Phys. Rev. Lett. **94**, 151802 (2005) [[hep-ph/0411004](#)]; M. Giannotti, I. Irastorza, J. Redondo and A. Ringwald, “Cool WISPs for stellar cooling excesses,” JCAP **1605**, no. 05, 057 (2016) [[arXiv:1512.08108](#) [astro-ph.HE]].
- [13] S. Weinberg, Phys. Rev. **140**, B516 (1965).
- [14] G. Isidori, “Soft-photon corrections in multi-body meson decays,” Eur. Phys. J. C **53** (2008) 567 [[arXiv:0709.2439](#) [hep-ph]].
- [15] A. Sommerfeld, Ann. Phys. **403** (1931) 257; E. Fermi, “An attempt of a theory of beta radiation. 1.,” Z. Phys. **88**, 161 (1934).
- [16] A. Badin and A. A. Petrov, “Searching for light Dark Matter in heavy meson decays,” Phys. Rev. D **82**, 034005 (2010) [[arXiv:1005.1277](#) [hep-ph]].
- [17] C. Patrignani *et al.* [Particle Data Group], “Review of Particle Physics,” Chin. Phys. C **40**, no. 10, 100001 (2016).
- [18] S. N. Gninenko, “Search for invisible decays of π^0, η, η', K_S and K_L : A probe of new physics and tests using the Bell-Steinberger relation,” Phys. Rev. D **91**, no. 1, 015004 (2015) [[arXiv:1409.2288](#) [hep-ph]]; S. N. Gninenko and N. V. Krasnikov, “Invisible K_L decays as a probe of new physics,” Phys. Rev. D **92**, no. 3, 034009 (2015) [[arXiv:1503.01595](#) [hep-ph]].
- [19] R. J. Dowdall *et al.* [HPQCD Collaboration], “B-Meson Decay Constants from Improved Lattice Nonrelativistic QCD with Physical u, d, s, and c Quarks,” Phys. Rev. Lett. **110**, no. 22, 222003 (2013) [[arXiv:1302.2644](#) [hep-lat]].
- [20] C. L. Hsu *et al.* [Belle Collaboration], “Search for B^0 decays to invisible final states,” Phys. Rev. D **86**, 032002 (2012) [[arXiv:1206.5948](#) [hep-ex]]; J. P. Lees *et al.* [BaBar Collaboration], “Improved Limits on B^0 Decays to Invisible Final States and to $\nu\bar{\nu}\gamma$,” Phys. Rev. D **86**, 051105 (2012) [[arXiv:1206.2543](#) [hep-ex]].
- [21] Y. Aoki, T. Izubuchi, E. Shintani and A. Soni, “Improved lattice computation of proton decay matrix elements,” Phys. Rev. D **96**, no. 1, 014506 (2017) [[arXiv:1705.01338](#) [hep-lat]].
- [22] H. Davoudiasl, “Nucleon Decay into a Dark Sector,” Phys. Rev. Lett. **114**, no. 5, 051802 (2015) [[arXiv:1409.4823](#) [hep-ph]].
- [23] S. N. Ahmed *et al.* [SNO Collaboration], “Constraints on nucleon decay via ‘invisible’ modes from the Sudbury Neutrino Observatory,” Phys. Rev. Lett. **92**, 102004 (2004) [[hep-ex/0310030](#)].
- [24] T. Araki *et al.* [KamLAND Collaboration], “Search for the invisible decay of neutrons with KamLAND,” Phys. Rev. Lett. **96**, 101802 (2006) [[hep-ex/0512059](#)].
- [25] A. P. Serebrov *et al.*, “Neutron lifetime measurements with the big gravitational trap for ultracold neutrons,” [arXiv:1712.05663](#) [nucl-ex].

- [26] J. Byrne and P. G. Dawber, “A Revised Value for the Neutron Lifetime Measured Using a Penning Trap,” *Europhys. Lett.* **33**, 187 (1996).
- [27] A. T. Yue, M. S. Dewey, D. M. Gilliam, G. L. Greene, A. B. Laptev, J. S. Nico, W. M. Snow and F. E. Wietfeldt, “Improved Determination of the Neutron Lifetime,” *Phys. Rev. Lett.* **111**, no. 22, 222501 (2013) [[arXiv:1309.2623](#) [nucl-ex]].
- [28] J. M. Cline and J. M. Cornell, “Dark decay of the neutron,” [arXiv:1803.04961](#) [hep-ph].
- [29] G. K. Leontaris and J. D. Vergados, “ n - \bar{n} oscillations and the neutron lifetime,” [arXiv:1804.09837](#) [hep-ph].
- [30] Z. Berezhiani, “Neutron lifetime puzzle and neutron - mirror neutron oscillation,” [arXiv:1807.07906](#) [hep-ph].
- [31] A. Czarnecki, W. J. Marciano and A. Sirlin, “Neutron Lifetime and Axial Coupling Connection,” *Phys. Rev. Lett.* **120**, no. 20, 202002 (2018) [[arXiv:1802.01804](#) [hep-ph]].
- [32] D. McKeen, A. E. Nelson, S. Reddy and D. Zhou, “Neutron stars exclude light dark baryons,” [arXiv:1802.08244](#) [hep-ph];
G. Baym, D. H. Beck, P. Geltenbort and J. Shelton, “Coupling neutrons to dark fermions to explain the neutron lifetime anomaly is incompatible with observed neutron stars,” [arXiv:1802.08282](#) [hep-ph];
T. F. Motta, P. A. M. Guichon and A. W. Thomas, “Implications of Neutron Star Properties for the Existence of Light Dark Matter,” *J. Phys. G* **45**, no. 5, 05LT01 (2018) [[arXiv:1802.08427](#) [nucl-th]].