



Search for supersymmetry in events with one lepton and multiple jets exploiting the angular correlation between the lepton and the missing transverse momentum in proton–proton collisions at $\sqrt{s} = 13$ TeV

The CMS Collaboration ^{*}

CERN, Switzerland



ARTICLE INFO

Article history:

Received 28 September 2017
 Received in revised form 6 March 2018
 Accepted 7 March 2018
 Available online 14 March 2018
 Editor: M. Doser

Keywords:

CMS
 Physics
 Supersymmetry

ABSTRACT

Results are presented from a search for supersymmetry in events with a single electron or muon and hadronic jets. The data correspond to a sample of proton–proton collisions at $\sqrt{s} = 13$ TeV with an integrated luminosity of 35.9 fb^{-1} , recorded in 2016 by the CMS experiment. A number of exclusive search regions are defined according to the number of jets, the number of b-tagged jets, the scalar sum of the transverse momenta of the jets, and the scalar sum of the missing transverse momentum and the transverse momentum of the lepton. Standard model background events are reduced significantly by requiring a large azimuthal angle between the direction of the lepton and of the reconstructed W boson, computed under the hypothesis that all of the missing transverse momentum in the event arises from a neutrino produced in the leptonic decay of the W boson. The numbers of observed events are consistent with the expectations from standard model processes, and the results are used to set lower limits on supersymmetric particle masses in the context of two simplified models of gluino pair production. In the first model, where each gluino decays to a top quark–antiquark pair and a neutralino, gluino masses up to 1.8 TeV are excluded at the 95% CL. The second model considers a three-body decay to a light quark–antiquark pair and a chargino, which subsequently decays to a W boson and a neutralino. In this model, gluinos are excluded up to 1.9 TeV.

© 2018 The Author. Published by Elsevier B.V. This is an open access article under the CC BY license (<http://creativecommons.org/licenses/by/4.0/>). Funded by SCOAP³.

1. Introduction

Supersymmetry (SUSY) [1–8] is a promising extension of the standard model (SM) of particle physics. The addition of supersymmetric partners to the SM particles can lead to the suppression of quadratically divergent loop corrections to the mass squared of the Higgs boson [9]. Furthermore, in SUSY models with *R*-parity conservation [10], the lightest supersymmetric particle (LSP) can provide a dark matter candidate [11,12].

This paper presents a search for SUSY in the single-lepton channel using data recorded in 2016 by the CMS experiment at the CERN LHC, corresponding to an integrated luminosity of 35.9 fb^{-1} of proton–proton collisions at $\sqrt{s} = 13$ TeV. The analysis is an update of the search in Ref. [13], which was performed using the significantly smaller data sample collected by CMS in 2015. Similar searches were performed by the CMS and ATLAS experiments at $\sqrt{s} = 7$ TeV [14–16], 8 TeV [17–19], and 13 TeV [20–22].

The results are interpreted within the framework of simplified models [23–26] of gluino pair production in which the LSP is the lightest neutralino, $\tilde{\chi}_1^0$, and the lepton is produced in the decay of a W boson that originates either from top-quark (t) or chargino ($\tilde{\chi}_1^\pm$) decay. In the T1tttt model shown in Fig. 1 (upper), gluinos (\tilde{g}) undergo three-body decays to $t\bar{t} + \tilde{\chi}_1^0$. In the T5qqqqWW model shown in Fig. 1 (lower), the gluinos undergo three-body decays to a first- or second-generation quark–antiquark pair ($q\bar{q}'$) and a $\tilde{\chi}_1^\pm$. The chargino is assumed to have mass $m_{\tilde{\chi}_1^\pm} = 0.5(m_{\tilde{g}} + m_{\tilde{\chi}_1^0})$ and to decay to a $\tilde{\chi}_1^0$ and a W boson.

2. The CMS detector

The central feature of the CMS apparatus is a superconducting solenoid of 6 m internal diameter, providing a magnetic field of 3.8 T. Within the solenoid volume are a silicon pixel and strip tracker, a lead tungstate crystal electromagnetic calorimeter (ECAL), and a brass and scintillator hadron calorimeter (HCAL), each composed of a barrel and two endcap sections. Forward calorimeters extend the pseudorapidity (η) coverage provided by the barrel

^{*} E-mail address: cms-publication-committee-chair@cern.ch.

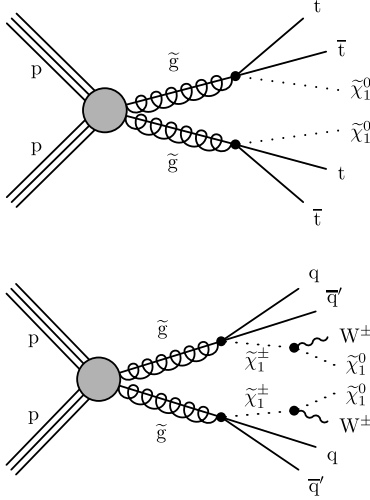


Fig. 1. Diagrams showing the simplified models (upper) T1tttt and (lower) T5qqqqWW.

and endcap detectors. Muons are detected in gas-ionization chambers embedded in the steel flux-return yoke outside the solenoid. A more detailed description of the CMS detector, together with a definition of the coordinate system used and the relevant kinematic variables, can be found in Ref. [27]. In what follows, the azimuthal angle around the counterclockwise beam axis is denoted by ϕ .

3. Event reconstruction and simulation

The analysis makes use of the particle-flow event algorithm [28], which reconstructs and identifies each individual particle with an optimized combination of information from the various elements of the CMS detector. The energy of photons is directly obtained from the ECAL measurement, corrected for zero-suppression effects. The energy of electrons is determined from a combination of the electron momentum at the primary interaction vertex as determined by the tracker, the energy of the corresponding ECAL cluster, and the energy sum of all bremsstrahlung photons spatially compatible with originating from the electron track. The energy of muons is obtained from the curvature of the corresponding track. The energy of charged hadrons is determined from a combination of their momentum measured in the tracker and the matching ECAL and HCAL energy deposits, corrected for zero-suppression effects and for the response function of the calorimeters to hadronic showers. Finally, the energy of neutral hadrons is obtained from the corresponding corrected ECAL and HCAL energy.

The degree of isolation of a lepton from other particles provides a strong indication of whether it was produced within a jet, as would be expected from the fragmentation of a b quark, or in the leptonic decay of a W boson, which can be produced either directly or in decays of heavy particles such as the top quark. The isolation is characterized by the scalar sum of the transverse momenta (p_T) of all particles within a cone of radius $R = \sqrt{(\Delta\eta)^2 + (\Delta\phi)^2}$ around the lepton momentum vector, excluding the contribution of the lepton and the contribution of charged particles not associated with the primary interaction vertex. In the calculation of the isolation variable, an area-based correction is employed to remove the contribution of particles from “pileup” [29], i.e. additional proton-proton collisions within the same or neighboring bunch crossings. The isolation variable I_{rel} is defined as the ratio of the scalar sum of the p_T in the cone to the transverse momentum of the lepton, p_T^ℓ . To maintain high efficiency for signal events, which can

contain a large number of jets from the SUSY decay chains, a cone radius that depends on p_T^ℓ , is used: $R = 0.2$ for $p_T^\ell < 50$ GeV, $10/p_T^\ell$ [GeV] for $50 < p_T^\ell < 200$ GeV, and 0.05 for $p_T^\ell > 200$ GeV. This p_T dependent isolation definition additionally reduces the accidental overlap between jets and the lepton in regions where the SUSY decay products are boosted. Accepted muons and electrons are required to satisfy $I_{\text{rel}} < 0.2$ and $I_{\text{rel}} < 0.1$, respectively.

Jets are clustered using the anti- k_T algorithm [30] with a distance parameter of 0.4 [31], as implemented in the FASTJET package [32]. The momentum of a jet, which is determined as the vectorial sum of all particle momenta in the jet, is found from simulation to be within 5 to 10% of the true momentum over the full p_T spectrum and detector acceptance. An offset correction is applied to jet energies to take into account the contribution from pileup [29]. Jet energy corrections are derived from simulation and confirmed with in-situ measurements of the energy balance in di-jet, Z+jets, and photon+jet events [33]. Additional selection criteria are applied to each event to remove spurious jet-like features originating from isolated noise patterns in certain HCAL regions. They have negligible impact on the efficiency for signal events. Jets originating from b quarks are identified with an inclusive combined secondary vertex tagging algorithm (CSVv2) [34,35] that uses both secondary-vertex and track-based information. The working point is chosen to provide a b tagging efficiency of $\approx 63\%$, a c tagging efficiency of $\approx 12\%$, and a light-flavor and gluon misidentification rate of $\approx 0.9\%$ for jets with $p_T > 20$ GeV in simulated $t\bar{t}$ events [35]. Double counting of objects is avoided by not considering jets that lie within a cone of radius 0.4 around a selected lepton. To avoid double counting of objects as both a lepton and a jet, jets that lie within a cone of radius $R = 0.4$ of a lepton are not considered.

The missing transverse momentum vector, \vec{p}_T^{miss} , is defined as the projection onto the plane perpendicular to the beam axis of the negative vector sum of the momenta of all reconstructed particle-flow objects in an event. Jet energy corrections are propagated to \vec{p}_T^{miss} . Its magnitude is referred to as p_T^{miss} .

To estimate corrections to transfer factors extracted from data, and to determine certain small backgrounds, Monte Carlo (MC) simulation is used. The leading-order (LO) event generators MADGRAPH5_AMC@NLO v.2.2.2 or v.2.3.3 [36] are used to simulate $t\bar{t}$ +jets, W+jets, $q\bar{q} \rightarrow Z/\gamma^* \rightarrow \ell^+\ell^-$ events, in the following referred to as DY+jets, and multijet events, in the following named QCD events. Events with a single top quark in the final state are generated using the next-to-leading order (NLO) POWHEGv2.0 and POWHEG programs [37–41] for the t-channel and tW production, respectively. The s-channel single-top process and the production of both $t\bar{t}W$ and $t\bar{t}Z$, commonly referred to as $t\bar{t}V$, are simulated using the NLO MADGRAPH5_AMC@NLO v.2.2.2 generator [36]. The simulated background samples are normalized using the most accurate cross section calculations available [36,40–50], which generally correspond to NLO or next-to-NLO (NNLO) precision. All signal events are generated with MADGRAPH5_AMC@NLO v.2.2.2, with up to two final-state partons in addition to the gluino pair. MADGRAPH5_AMC@NLO uses the NNPDF3.0LO and the NNPDF3.0NLO PDF [51] for processes with LO or NLO accuracy, respectively. Gluino decays are based on a unit matrix element [52], with signal production cross sections computed at NLO with next-to-leading-logarithm (NLL) accuracy [53–57].

Several benchmark SUSY models, corresponding to different scenarios for the gluino and neutralino masses, are used to study the kinematic properties of the signal and to illustrate the numbers of events expected from SUSY. The benchmarks are denoted by the model name and the two key parameters, namely $m_{\tilde{g}}$ and $m_{\tilde{\chi}_1^0}$. As example, T1tttt(1.4, 1.1) corresponds to the T1tttt model with $m_{\tilde{g}} = 1.4$ TeV and $m_{\tilde{\chi}_1^0} = 1.1$ TeV. A second benchmark, T1tttt(1.9, 0.1), is also used in this analysis. Similarly, two benchmark points

are used to study the T5qqqqWW model: T5qqqqWW(1.9, 0.1) and T5qqqqWW(1.5, 1.0). For the two T5qqqqWW benchmark models, the mass of the intermediate chargino is taken to be 1.0 TeV and 1.25 TeV, respectively.

The evolution and hadronization of partons is performed using PYTHIA 8.212 [52] with the CUETP8M1 tune [58]. Pileup is generated for a nominal distribution in the number of pp interactions per bunch crossing, which is subsequently reweighted to match the corresponding distribution observed in data. The detector response for all backgrounds is modeled using a detailed simulation based GEANT4 [59], while a fast simulation program [60] is used to reduce computation time for signal events. The fast simulation has been validated against detailed GEANT4-based simulations in reconstructed objects relevant to this search, and corresponding efficiency corrections based on data are applied to simulated background and signal events, respectively.

4. Trigger and event selection

This analysis requires events containing a loosely isolated electron or muon with $p_T > 15$ GeV and a scalar sum of the jet transverse momenta in the event, H_T , with values greater than 400 GeV at the trigger level. To maximize the overall efficiency, additional trigger paths were added requiring missing transverse momentum ($p_T^{\text{miss}} > 100, 110, \text{ or } 120$ GeV), isolated leptons ($p_T > 27$ GeV for electrons and $p_T > 24$ GeV for muons) or leptons with no isolation requirement but with a higher p_T threshold ($p_T > 105$ GeV or $p_T > 115$ GeV for electrons and $p_T > 50$ GeV for muons). The trigger efficiency is measured in control samples recorded either with single-lepton triggers or with triggers with a requirement on H_T . After applying the offline event selection requirements, an overall trigger efficiency of $(98 \pm 1)\%$ is observed for the electron channel and negligible inefficiency for the muon channel.

The event selection is similar to that presented in Ref. [13], with improvements as noted to enhance the sensitivity of the analysis. Leptons (electrons or muons) must satisfy $p_T > 25$ GeV. Additional leptons with $p_T > 10$ GeV that satisfy looser selection criteria of $I_{\text{rel}} < 0.4$ are referred to as “veto” leptons. To reduce the contribution from standard model processes that produce higher lepton multiplicities, events with one or more veto leptons are rejected.

Jets are required to have $p_T > 30$ GeV and $|\eta| < 2.4$ to be considered for the calculation of higher level quantities such as H_T , the number of jets (n_{jet}), and the number of b-tagged jets (n_b). A number of exclusive kinematic regions, denoted as “search bins”, are defined according to n_{jet} , n_b , H_T , and the quantity $p_T^\ell + p_T^{\text{miss}}$ (L_T). All search bins are required to contain at least five jets with the two highest- p_T jets satisfying $p_T > 80$ GeV. Search bins with zero b-tagged jets, called “0-b”, are mainly sensitive to the T5qqqqWW model, while search bins with at least one b-tagged jet, called “multi-b”, are mainly sensitive to the T1tttt model. For the latter, the requirement on the number of jets is increased to six, since the presence of four top quarks results in an increased jet multiplicity in signal events.

To ensure that the analysis is sensitive both to signals with high p_T^{miss} as well as with small p_T^{miss} but with large lepton p_T , no explicit threshold on p_T^{miss} is imposed. Instead, L_T is required to be > 250 GeV. Because of the trigger requirements and the extensive jet activity expected in the chosen SUSY models, H_T is required to be > 500 GeV.

An important background arises from $t\bar{t}$ +jets events in which both W bosons decay leptonically and one lepton does not fulfill the selection criteria for veto leptons. In an extension of the previous analysis [13], and to suppress this background, events containing at least one isolated high- p_T charged track are rejected

in certain cases. The high- p_T track can arise from $\tau \rightarrow \nu_\tau + \text{hadron}$ decays or muon or electron tracks of poor quality. The relative isolation of such tracks within a cone of $R = 0.3$ around the track candidate is required to be smaller than 0.1 or 0.2 for hadron or lepton particle-flow candidates, respectively. For events containing such isolated track candidates, the M_{T2} variable [61] is used:

$$M_{T2}(\vec{p}_T^\ell, \vec{p}_T^t, \vec{p}_T^{\text{miss}}) = \min_{\vec{p}_T^{(1)} + \vec{p}_T^{(2)} = \vec{p}_T^{\text{miss}}} \left\{ \max \left[M_T(\vec{p}_T^\ell, \vec{p}_T^{(1)}), M_T(\vec{p}_T^t, \vec{p}_T^{(2)}) \right] \right\},$$

where \vec{p}_T^ℓ and \vec{p}_T^t are the transverse momenta of the isolated track and the selected lepton respectively, and M_T is the transverse mass. The minimization runs over all possible splittings of \vec{p}_T^{miss} assuming two lost massless particles, as in dileptonic $t\bar{t}$ decays that contain two neutrinos. The isolated track with highest p_T and opposite charge relative to the selected lepton is chosen where \vec{p}_T^t is required to be > 5 GeV. Events with a hadronic or leptonic isolated track with M_{T2} below 60 or 80 GeV, respectively, are rejected. This requirement removes approximately 40% of dilepton $t\bar{t}$ +jets events, while rejecting only 8–15% of the events in the SUSY benchmark models.

After these selections, the dominant remaining backgrounds are W+jets events in which the W boson decays leptonically, and $t\bar{t}$ +jets events in which one of the W bosons from the top quarks decays leptonically and the other W boson decays hadronically. Both backgrounds are suppressed by requiring a large azimuthal angle $\Delta\phi$ between the lepton and the presumed W boson. The transverse momentum of the leptonically decaying W boson is estimated as the sum of \vec{p}_T^ℓ and \vec{p}_T^{miss} vectors. In background events from W+jets and $t\bar{t}$ +jets with a single W-boson’s leptonic decay, the $\Delta\phi$ distribution falls sharply and has a maximum value determined by the mass and p_T of the W boson. In the SUSY models investigated here, \vec{p}_T^{miss} receives a large contribution from the two neutralino LSPs. As a consequence, large values of $\Delta\phi$ are possible and the resulting $\Delta\phi$ distribution in signal events is roughly uniform. The $\Delta\phi$ variable can therefore be used to define the search region (SR) as events with large $\Delta\phi$, while events with small $\Delta\phi$ constitute the control region (CR), which is used to estimate the SM background in the SR. For illustration, Fig. 2 shows the $\Delta\phi$ distributions in two tightened multi-b and 0-b search bins as defined in Table 6. The magnitude of the angle between the W boson and the lepton is inversely proportional to the W boson momentum, which at high p_T is approximated by L_T . Therefore, the $\Delta\phi$ threshold used in defining the SR varies between 0.5 and 1, depending on L_T .

The definitions of the search bins, along with the $\Delta\phi$ values selected for the SRs, are given in Tables 4 and 5 for the multi-b and 0-b analyses, respectively. The name convention assigns a letter to each n_{jet} and n_b category and a number from 0 up to 10 for each H_T and L_T selection. The multi-b and the 0-b analysis employ 39 and 28 search bins, respectively.

5. Background estimation

The method for estimating the background from SM processes is the same as the one presented in Ref. [13]. For completeness, a summary of the procedure is presented below.

The dominant backgrounds in all search bins arise from semi-leptonically decaying $t\bar{t}$ and leptonic W+jets events. In each search bin, the number of background events in the SR, i.e. the yield of events at high $\Delta\phi$, is determined using the number of events in the CR, i.e. the events at low $\Delta\phi$, along with a transfer factor R_{CS} that relates the events observed in the CR, $N_{\text{data}}(\text{CR})$, to those expected in the SR, $N_{\text{data}}(\text{SR})$, as $R_{\text{CS}} = N_{\text{data}}(\text{SR})/N_{\text{data}}(\text{CR})$.

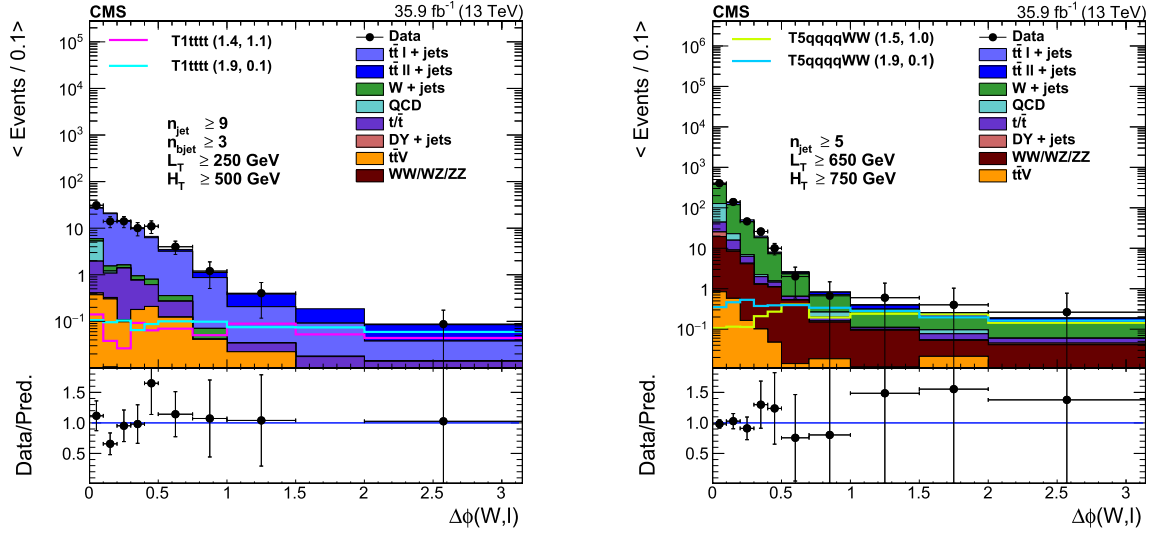


Fig. 2. Comparison of the $\Delta\phi$ distribution for (left) the multi-b and (right) the 0-b analysis for two of the search bins given in Table 6. The simulated background events are stacked on top of each other and several signal points are overlaid for illustration. The wider bins are normalized to a bin width of 0.1. The ratio of data to simulation is given in the lower panels. (For interpretation of the colors in the figure(s), the reader is referred to the web version of this article.)

Table 1

Overview of the definitions of the various regions and samples employed in the analysis. For the QCD fit the electron (e) sample is used, while for the determination (det.) of $R_{CS}(W^\pm)$ the muon (μ) sample is used. Regions corresponding to blank cells are not used in the analysis.

Analysis	Multi-b analysis		0-b analysis	
	$n_b = 0$	$n_b \geq 1$	$n_b = 0$	$n_b \geq 1$
$n_{\text{jet}} = 3$	QCD bkg. fit (e sample)	R_{CS} det.	$R_{CS}(W^\pm)$ det. (μ sample),	$R_{CS}(\text{t}\bar{\text{t}}+\text{jets})$ det.
$n_{\text{jet}} = 4$			QCD bkg. fit (e sample)	
$n_{\text{jet}} = 5$			search bins	
$n_{\text{jet}} \geq 6$		search bins		

This transfer factor is measured in kinematic regions in data with a lower number of jets, n_{jet} , where the contribution from the signal is negligible. Potential residual differences in transfer factors in the low- and high- n_{jet} regions are determined through simulation, where a correction factor, denoted by κ , is determined for each search bin as $\kappa = R_{CS}^{\text{MC}}(\text{high-}n_{\text{jet}})/R_{CS}^{\text{MC}}(\text{low-}n_{\text{jet}})$.

In the multi-b analysis, the regions with one b tag and four or five jets consist of approximately 80% $\text{t}\bar{\text{t}}+\text{jets}$ and 15–20% W+jets and single top quark events. In all other multi-b regions the $\text{t}\bar{\text{t}}$ background is dominant. For this reason, only one transfer factor is calculated in the CRs with four or five jets to account for all backgrounds except QCD for each L_T , H_T and n_b range. This factor is then used to estimate the background in each SR of the search bins with $n_{\text{jet}} \in [6-8]$ or $n_{\text{jet}} \geq 9$. A single transfer factor is used for the $n_b \geq 2$ search bins with the same H_T and L_T , since these factors are found to be essentially independent of n_b .

In the 0-b search bins, the contributions from W+jets and $\text{t}\bar{\text{t}}+\text{jets}$ are roughly equal, and a transfer factor for each background is determined in each of the search bins in n_{jet} , H_T , and L_T . The transfer factor for $\text{t}\bar{\text{t}}+\text{jets}$ events is measured in data using events with $n_{\text{jet}} \in [4, 5]$ and $n_b \geq 1$. For W+jets events, the transfer factor is measured also in data in events with $n_{\text{jet}} \in [3, 4]$ and $n_b = 0$; the jet multiplicity used for W+jets is lower than in $\text{t}\bar{\text{t}}+\text{jets}$ to limit the contamination from $\text{t}\bar{\text{t}}+\text{jets}$ events. The relative contribution of the $\text{t}\bar{\text{t}}+\text{jets}$ and W+jets components in the CR of each search bin is determined by a fit of the n_b multiplicity distribution in the CR of the high- n_{jet} regions, using templates of the n_b multiplicity distributions for W+jets and $\text{t}\bar{\text{t}}+\text{jets}$ that are obtained from simulation. Additional backgrounds, including those from single top quark production, are found to be small and are taken from simulation.

About 10–15% of the SM background events in the electron channel CRs are expected to be QCD, and arise mainly from jets misidentified as electrons or from photon conversions in the tracker. In the SRs, however, the QCD background has been found to be negligible. It is estimated from data, using “antiselected” events in which the electrons fail the criteria for selected electrons but satisfy looser identification and isolation requirements. These events are scaled by the ratio of jets and photons that pass the tight electron-identification requirements to the number of antiselected electron candidates in a QCD-enriched sample that consists of no b-tagged jets and three or four jets. To account for the QCD background in the data, the QCD background is subtracted from the number of events in the CR in the calculation of the transfer factor R_{CS} as well as from the number of events in the CR in each search bin. The prediction of the number of events in the SR of each search bin is then defined as:

$$N_{\text{pred}}(\text{SR}) = R_{CS}\kappa \left[N_{\text{data}}^{\text{high-}n_{\text{jet}}}(\text{CR}) - N_{\text{QCD pred}}^{\text{high-}n_{\text{jet}}}(\text{CR}) \right].$$

The various (n_{jet}, n_b) regions employed in the analysis are described in Table 1.

6. Systematic uncertainties

The systematic uncertainties are divided into two categories: those that affect the estimate of the background from SM processes, and those that affect the expected signal yields.

The main systematic uncertainty on the background estimate arises from the uncertainty on the value of the transfer factor R_{CS} . The latter is measured in low- n_{jet} data but is then applied in the

search bins that have higher jet multiplicities. The modeling of jets from initial-state radiation (ISR) is obtained from a data sample populated mainly by dilepton $t\bar{t}$ +jets events. This sample is defined by two opposite-sign leptons (electrons or muons), excluding events with same-flavor leptons within a window of ± 10 GeV around the Z-boson mass, and two b-tagged jets, such that any other remaining jets are interpreted as ISR. In simulation, all jets that cannot be matched to daughter particles from the hard interaction are treated as ISR jets. The difference between the number of ISR jets observed and simulated is then used to reweigh simulated $t\bar{t}$ +jets events in all analysis selections. The reweighting factors vary between 0.92 and 0.51 for N_j^{ISR} between 1 and 6. We take one half of the deviation from unity as the systematic uncertainty on these reweighting factors.

The presence of two neutrinos in dilepton $t\bar{t}$ +jets events tends to produce larger angles between the lepton and the presumed W boson than in single-lepton $t\bar{t}$ +jets events. As a result, the fraction of dilepton $t\bar{t}$ +jets in which the second lepton does not pass the veto lepton requirements, is larger at high $\Delta\phi$ values, i.e. in the SR, than in the CR. This fraction as a function of n_{jet} must be described well in the simulation, as the differences in the transfer factors between the low- n_{jet} and high- n_{jet} events, i.e. the κ factors, are determined in simulation. This assumption is tested using dilepton events, selected as described in the previous paragraph and split into a 0-b and a multi-b category. To study the behavior of the background from dilepton events that remain in the single-lepton selection because of the loss of one lepton, one of the two leptons is removed from the event. Since in this type of background, the lost leptons arise principally from $\tau \rightarrow \text{hadrons} + \nu$ decays, and to account for the p_T^{miss} due to the neutrino from the τ decay, the lepton removed is replaced by a jet with 2/3 of the p_T of the original lepton and the L_T , $\Delta\phi$, and H_T values are recalculated for the resulting “single-lepton” event. To maximize the number of events in the dilepton $t\bar{t}$ +jets control sample, no $\Delta\phi$ requirement is applied, and all events are used twice, with each reconstructed lepton considered as the lost lepton. The jet multiplicity in the single-lepton baseline selection (excluding the SR) is compared with that in the corresponding simulated event sample. In addition, the jet multiplicity in the dilepton $t\bar{t}$ +jets control sample in data is compared with the corresponding simulated event sample. From these two comparisons a double-ratio is formed. The remaining differences in the double-ratio, which are of the order of 3–6% per n_{jet} bin, are corrected through the calculated κ factors, and propagated as a systematic uncertainty.

Uncertainties in the background estimate that also affect the signal arise from uncertainties in the jet energy scale (JES) [31], from uncertainties in the scale factors correcting the efficiencies and misidentification rate for b tagging [35], and from uncertainties in the reconstruction and identification efficiencies of leptons [62,63].

In each case, the systematic uncertainty in the background is estimated by changing the corresponding correction factors within their uncertainties. After each such change in the JES, the H_T and p_T^{miss} in each event are recalculated. Similarly, the uncertainty arising from pileup is estimated by varying the inelastic cross section by its 5% uncertainty [64].

The W+jets and $t\bar{t}$ +jets cross sections are varied independently by 30% [65] to account for possible biases in the estimation of the background composition in terms of W+jets vs. $t\bar{t}$ +jets events, which changes slightly the value of κ . These changes have only a small impact on the 0-b analysis, where the relative fraction of the two processes is determined from a fit. In the multi-b analysis, the differences in the κ values of less than 3% are propagated to the background estimates. The $t\bar{t}$ V cross section is varied by 100%. The

Table 2

Summary of systematic uncertainties in the total background estimates for the multi-b and for the 0-b analyses.

Source	Uncertainty for multi-b [%]	Uncertainty for 0-b [%]
Dilepton control sample	0.9–7.0	0.3–18
JES	0.3–18	0.7–26
Tagging of b jets	0.1–0.9	0.1–2.5
Mistagging of light flavor jets	0.1–2.2	0.3–0.8
σ (W+jets)	0.3–9.3	0.3–10
σ ($t\bar{t}$)	0.1–7.5	0.7–13
σ ($t\bar{t}$ V)	0.2–20	0.1–3.8
W polarization	0.1–3.3	0.7–14
ISR reweighting ($t\bar{t}$)	0.5–7.0	0.2–11
Pileup	0.4–7.1	0.1–20
Statistical uncertainty in MC events	5–30	5–36

Table 3

Summary of the systematic uncertainties and their average effect on the yields for the benchmark points defined in the text. The values, which are quite similar for the multi-b and the 0-b analyses, are usually larger for compressed scenarios, where the mass difference between the gluino and the lightest neutralino is small.

Source	Uncertainty [%]
Trigger	2
Pileup	10
Lepton efficiency	2
Isolated track veto	4
Luminosity	2.5
ISR	2–25
Tagging of b jets	1–6
Mistagging of light flavor jets	1–4
JES	3–40
Factorization/renormalization scale	1–3
p_T^{miss}	2–20

systematic uncertainty in the QCD background depends on n_{jet} and n_b , and ranges from 25% up to 100% for the highest n_b region.

The polarization of W bosons is changed by reweighting events by the factor $w(\cos\theta^*) = 1 + \alpha(1 - \cos\theta^*)^2$, where θ^* is the angle between the charged lepton and W boson in the W boson rest frame. For W+jets events, we use $\alpha = 0.1$, guided by the measurements and theoretical uncertainties [66–69]. For $t\bar{t}$ +jets events, we use $\alpha = 0.05$ [70–73]. For W+jets events, where the initial state can have different polarizations for W^+ and W^- bosons, the uncertainty is determined by the larger change in κ resulting from reweighting only the W^+ bosons in the sample, and from reweighting all W bosons.

For the 0-b analysis, an additional systematic uncertainty is based on linear fits of R_{CS} as a function of n_{jet} that are found to describe the dependence within statistical uncertainties. A 50% cross section uncertainty is used for all backgrounds other than W+jets, $t\bar{t}$ +jets, $t\bar{t}$ V, and QCD.

For the signal, an uncertainty in ISR is applied using the approach described previously for the reweighting of the distribution of ISR jets in $t\bar{t}$ +jets as both, signal and $t\bar{t}$ +jets, rely on MADGRAPH5_AMC@NLO for event generation. Half of the correction is used as an estimate of the uncertainty as is propagated to the signal acceptance. To gauge their impact, the factorization and renormalization scales are changed up and down by a factor of 2.

Finally, the luminosity is measured using the pixel cluster counting method [74], with the absolute luminosity obtained using Van der Meer scans. The resulting uncertainty is estimated to be 2.5% [75].

The impact of the systematic uncertainties on the estimate of the total background in the multi-b and 0-b analyses is summarized in Table 2. While systematic uncertainties are determined for each signal point, typical values for most signals are summarized for illustration in Table 3.

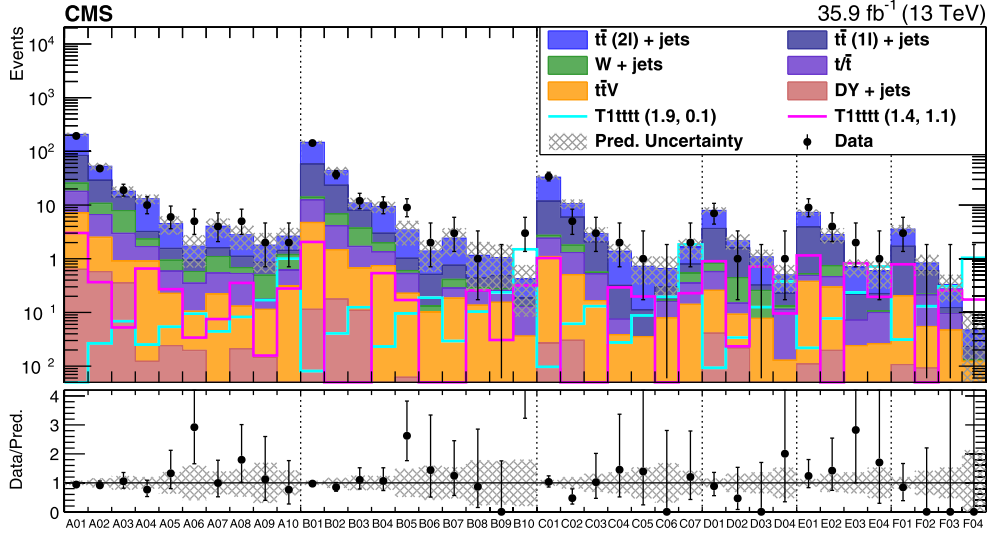


Fig. 3. Multi-b search: comparison of the numbers of events observed in the data and the numbers expected from the estimated SM backgrounds in the 39 search bins defined in the text, with details given in Table 4. Upper panel: the data are represented by black points with error bars, while the total SM background expected is shown as a hatched region that represents the uncertainty. For illustration, the relative fraction of the different SM background contributions determined in simulation is shown by the stacked, colored histograms, normalized so that their sum is equal to the background estimated using data control regions, as described in the text. The expected event yields for two T1tttt SUSY benchmark models are represented by the open histograms. Lower panel: the ratio of the number of events observed in data to the number of events expected from the SM background in each search bin. The error bars on the data points indicate the statistical uncertainty in the ratio, while the gray hatched region indicates the uncertainty on this ratio from the uncertainty in the background estimate.

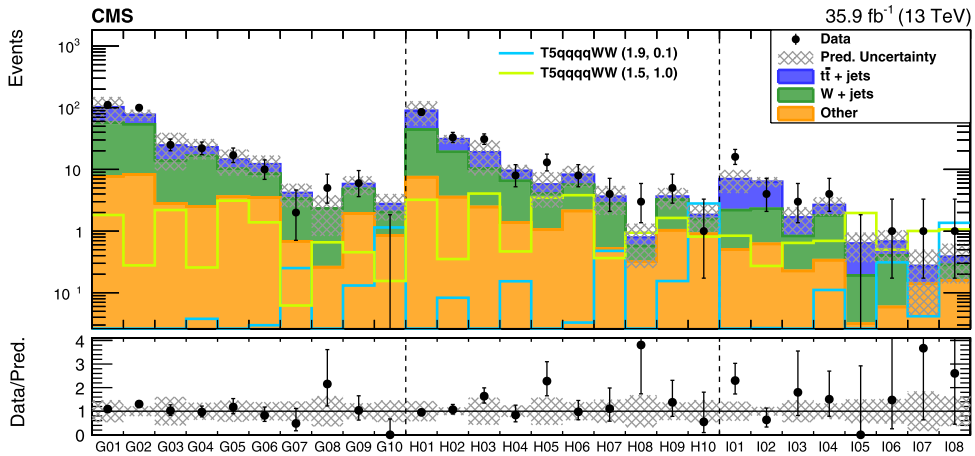


Fig. 4. 0-b search: comparison of the numbers of events observed in the data and the numbers expected from the estimated SM backgrounds in the 28 search bins defined in the text, with details given in Table 5. Upper panel: the data are represented by black points with error bars, while the total SM background expected is shown as a hatched region that represents the uncertainty. The filled, stacked histograms represent the predictions for $t\bar{t}$ +jets, W+jets events, and the remaining backgrounds. The expected yields from two T5qqqqWW SUSY benchmark models are represented as solid lines. Lower panel: the ratio of the number of events observed in data to the number of events expected from the SM background in each search bin. The error bars on the data points indicate the statistical uncertainty in the ratio, while the gray hatched region indicates the uncertainty on this ratio from the uncertainty in the background estimate.

7. Results and interpretation

The data in the search regions are compared to the background estimates in Fig. 3 for the multi-b events, where the outline of the filled histogram represents the total estimated number of background events. For illustration, the expected composition of the background is shown, assuming the relative fractions of the different SM processes ($t\bar{t}$ +jets, W+jets, and other backgrounds), as determined from simulation.

Fig. 4 displays the estimates and data observed in the 0-b events. The filled histogram represents the estimates from data for $t\bar{t}$ +jets and W+jets events and the remaining backgrounds, which include the QCD estimate determined from data and rare backgrounds determined from simulation.

To facilitate the reinterpretation of the results in terms of models not considered here, a comparison of the background estimates and the observed number of events in the SR of a few aggregated search bins is presented in Table 6. The results for all bins, compared to two benchmark points, are given in Tables 4 and 5 for the multi-b and 0-b analyses, respectively. The data agree with the expectations from the SM and no significant excess is observed.

The absence of any significant excess consistent with the SUSY signals considered in the analysis is used to set limits in the parameter space of the gluino and lightest neutralino masses. Separate likelihood functions, one for the multi-b analysis and one for the 0-b analysis, are constructed from the Poisson probability functions for the CR and SR at both high and low jet multiplicities. This includes the κ values that correct any residual differences in

Table 4
Definition of search bins and naming convention in the multi-b search. Also given are the $\Delta\phi$ values that are used to define the CRs and the SRs, the numbers of expected background events with combined statistical and systematic uncertainties, the observed numbers of events, and the expected numbers of signal events in the multi-b search bins.

n_{jet}	n_b	L_T [GeV]	$\Delta\phi$ [rad]	H_T [GeV]	Bin name	Signal T1tttt ($m_{\tilde{g}}, m_{\tilde{\chi}^0_1}$) [TeV]		Predicted background	Observed data	
						(1.9, 0.1)	(1.4, 1.1)			
[6, 8]	=1	[250, 450]	1.0	[500, 1000]	A01	<0.01	3.02 ± 0.24	206 ± 15	194	
				[1000, 1500]	A02	0.03 ± 0.01	0.37 ± 0.08	52.5 ± 8.2	48	
		[450, 600]	0.75	≥ 1500	A03	0.07 ± 0.01	0.05 ± 0.03	18.0 ± 4.2	19	
				[500, 1000]	A04	0.03 ± 0.01	0.66 ± 0.11	13.1 ± 2.7	10	
				[1000, 1500]	A05	0.05 ± 0.01	0.27 ± 0.07	4.5 ± 1.7	6	
		[600, 750]	0.5	≥ 1500	A06	0.09 ± 0.01	0.03 ± 0.02	1.7 ± 1.0	5	
				[500, 1000]	A07	0.04 ± 0.01	0.08 ± 0.04	4.0 ± 1.6	4	
				[1000, 1500]	A08	0.08 ± 0.01	0.35 ± 0.08	2.8 ± 1.3	5	
		≥ 750	0.5	≥ 500	A09	0.17 ± 0.02	0.02 ± 0.02	1.8 ± 1.2	2	
		A10	1.01 ± 0.04	0.28 ± 0.07	2.6 ± 1.1	2				
	=2	[250, 450]	1.0	[500, 1000]	B01	0.01 ± 0.01	2.06 ± 0.20	147 ± 11	143	
				[1000, 1500]	B02	0.04 ± 0.01	<0.01	43.5 ± 7.5	37	
		[450, 600]	0.75	≥ 1500	B03	0.13 ± 0.01	<0.01	10.9 ± 2.8	12	
				[500, 1000]	B04	0.02 ± 0.01	0.54 ± 0.10	9.4 ± 2.2	10	
				[1000, 1500]	B05	0.10 ± 0.01	0.17 ± 0.06	3.4 ± 1.7	9	
		[600, 750]	0.5	≥ 1500	B06	0.19 ± 0.02	<0.01	1.39 ± 0.82	2	
				[500, 1000]	B07	0.03 ± 0.01	<0.01	2.4 ± 1.3	3	
				[1000, 1500]	B08	0.10 ± 0.01	0.26 ± 0.07	1.16 ± 0.90	1	
		≥ 750	0.5	≥ 500	B09	0.24 ± 0.02	0.03 ± 0.02	1.05 ± 0.78	0	
		B10	1.50 ± 0.05	0.32 ± 0.08	0.42 ± 0.34	3				
	≥ 3	[250, 450]	1.0	[500, 1000]	C01	0.01 ± 0.01	1.03 ± 0.14	32.9 ± 3.3	34	
				[1000, 1500]	C02	0.06 ± 0.01	<0.01	10.6 ± 2.1	5	
		[450, 600]	0.75	≥ 1500	C03	0.13 ± 0.01	<0.01	2.93 ± 0.91	3	
				[500, 1000]	C04	0.03 ± 0.01	0.29 ± 0.07	1.38 ± 0.50	2	
				[1000, 1500]	C05	0.09 ± 0.01	0.20 ± 0.06	0.72 ± 0.39	1	
		≥ 600	0.5	≥ 500	C06	0.20 ± 0.02	<0.01	0.66 ± 0.45	0	
		C07	1.85 ± 0.05	0.23 ± 0.06	1.66 ± 0.69	2				
	≥ 9	=1	[250, 450]	1.0	[500, 1500]	D01	0.01 ± 0.01	0.90 ± 0.12	7.9 ± 1.1	7
					≥ 1500	D02	0.03 ± 0.01	0.02 ± 0.02	2.15 ± 0.67	1
			≥ 450	0.75	[500, 1500]	D03	0.13 ± 0.01	0.72 ± 0.11	1.08 ± 0.39	0
≥ 1500			D04	0.38 ± 0.02	0.10 ± 0.04	0.50 ± 0.27	1			
=2		[250, 450]	1.0	[500, 1500]	E01	0.02 ± 0.01	1.15 ± 0.14	7.26 ± 0.97	9	
				≥ 1500	E02	0.08 ± 0.01	<0.01	2.81 ± 0.89	4	
		≥ 450	0.75	[500, 1500]	E03	0.23 ± 0.02	0.83 ± 0.12	0.71 ± 0.26	2	
		≥ 1500	E04	0.72 ± 0.03	0.20 ± 0.05	0.59 ± 0.31	1			
≥ 3		[250, 450]	1.0	[500, 1500]	F01	0.03 ± 0.01	0.79 ± 0.11	3.55 ± 0.72	3	
				≥ 1500	F02	0.13 ± 0.01	<0.01	0.83 ± 0.35	0	
		≥ 450	0.75	[500, 1500]	F03	0.31 ± 0.02	0.26 ± 0.06	0.33 ± 0.17	0	
		≥ 1500	F04	1.04 ± 0.04	0.17 ± 0.05	0.05 ± 0.05	0			

the R_{CS} transfer factors for regions with different jet multiplicities. As discussed previously, the values of κ are obtained from simulation, and their uncertainties are incorporated in the likelihood through log-normal constraints. The estimated contribution from QCD events in the CR is also included. A possible signal contamination, which can be up to 10% for the shown benchmark points, is taken into account by including signal terms in the likelihood for both the low- n_{jet} regions as well as for the low- $\Delta\phi$ CR of the search bins. For the 0-b analysis, the relative contributions from W+jets and $t\bar{t}$ +jets events determined in the fits to the n_b distribution in the CR are treated as external measurements. The correlation between the W+jets and $t\bar{t}$ +jets production that is introduced by such fits is also taken into account. A “profile” likelihood ratio is used as test statistic. The limits at the 95% confidence level (CL) are calculated using the asymptotic formulae [76] of the CL_s criterion [77,78].

The 95% CL upper limits on the cross sections, set in the T1tttt model using the multi-b analysis, and in the T5qqqqWW model using the 0-b analysis, are shown in Fig. 5. Using the $\tilde{g}\tilde{g}$ pair production cross section calculated at NLO within NLL accuracy, exclusion limits are provided as a function of the $(m_{\tilde{g}}, m_{\tilde{\chi}^0_1})$ mass hy-

pothesis for the data and for the simulation. For neutralino masses below 800 GeV, gluino masses up to 1.8 TeV are excluded at the 95% CL in the T1tttt model. Neutralinos are excluded up to 1.1 TeV for gluino masses below 1.7 TeV. In the T5qqqqWW model, gluino masses up to 1.9 TeV are excluded at the 95% CL for neutralino masses below 300 GeV. Neutralinos are excluded up to 950 GeV for gluino masses below 1.2 TeV.

8. Summary

A search for supersymmetry has been performed using a 35.9fb^{-1} sample of proton–proton collisions at $\sqrt{s} = 13\text{TeV}$, recorded by the CMS experiment in 2016. Several exclusive search bins are defined that differ in the number of jets, the number of b-tagged jets, the scalar sum of all jet transverse momenta as well as the scalar sum of the missing transverse momentum and the transverse momentum of the lepton. The main background processes, which arise from W+jets and $t\bar{t}$ +jets in a final state with exactly one lepton and multiple jets, is reduced significantly by requiring a large azimuthal angle between the direction of the lepton and of the reconstructed W boson, computed under the hypothesis

Table 5

Definition of search bins and naming convention in the 0-b search. Also given are the $\Delta\phi$ values that are used to define the CRs and the SRs, the numbers of expected background events with combined statistical and systematic uncertainties, the observed numbers of events, and the expected numbers of signal events in the 0-b search bins.

n_{jet}	L_T [GeV]	$\Delta\phi$ [rad]	H_T [GeV]	Bin name	Signal T5qqqqWW ($m_{\tilde{g}}, m_{\tilde{\chi}^0}$) [TeV]		Predicted background	Observed data
					(1.5, 1.0)	(1.9, 0.1)		
5	[250, 350]	1.0	[500, 750]	G01	1.82 ± 0.29	<0.01	102 ± 48	111
			≥ 750	G02	0.21 ± 0.09	0.01 ± 0.01	77 ± 16	100
	[350, 450]	1.0	[500, 750]	G03	2.25 ± 0.32	<0.01	24 ± 15	25
			≥ 750	G04	0.29 ± 0.11	0.04 ± 0.01	22.8 ± 8.3	22
	[450, 650]	0.75	[500, 750]	G05	3.02 ± 0.37	<0.01	14.5 ± 6.5	17
			[750, 1250]	G06	1.40 ± 0.25	0.04 ± 0.02	12.1 ± 4.7	10
			≥ 1250	G07	0.08 ± 0.06	0.25 ± 0.04	4.2 ± 1.7	2
	≥ 650	0.5	[500, 750]	G08	0.74 ± 0.18	0.01 ± 0.01	2.3 ± 1.5	5
			[750, 1250]	G09	0.49 ± 0.15	0.12 ± 0.03	5.8 ± 2.0	6
			≥ 1250	G10	0.14 ± 0.07	1.15 ± 0.08	2.7 ± 1.3	0
[6, 7]	[250, 350]	1.0	[500, 1000]	H01	3.02 ± 0.36	<0.01	89 ± 38	85
			≥ 1000	H02	0.31 ± 0.10	0.09 ± 0.02	30.9 ± 5.1	33
	[350, 450]	1.0	[500, 1000]	H03	4.13 ± 0.41	0.01 ± 0.01	19 ± 11	31
			≥ 1000	H04	0.52 ± 0.14	0.14 ± 0.03	9.5 ± 2.3	8
	[450, 650]	0.75	[500, 750]	H05	3.63 ± 0.39	<0.01	5.7 ± 3.3	13
			[750, 1250]	H06	3.79 ± 0.39	0.03 ± 0.01	8.2 ± 3.2	8
			≥ 1250	H07	0.36 ± 0.12	0.47 ± 0.05	3.6 ± 1.8	4
	≥ 650	0.5	[500, 750]	H08	0.89 ± 0.19	<0.01	0.79 ± 0.53	3
			[750, 1250]	H09	1.77 ± 0.26	0.15 ± 0.03	3.6 ± 1.4	5
			≥ 1250	H10	0.83 ± 0.18	2.83 ± 0.12	1.83 ± 0.86	1
≥ 8	[250, 350]	1.0	[500, 1000]	I01	0.88 ± 0.18	<0.01	7.0 ± 2.8	16
			≥ 1000	I02	0.26 ± 0.09	0.03 ± 0.01	6.3 ± 1.2	4
	[350, 450]	1.0	[500, 1000]	I03	0.55 ± 0.14	<0.01	1.67 ± 0.77	3
			≥ 1000	I04	0.72 ± 0.15	0.11 ± 0.02	2.65 ± 0.89	4
	[450, 650]	0.75	[500, 1250]	I05	2.07 ± 0.26	0.01 ± 0.01	0.63 ± 0.32	0
			≥ 1250	I06	0.45 ± 0.12	0.3 ± 0.04	0.68 ± 0.35	1
	≥ 650	0.5	[500, 1250]	I07	0.97 ± 0.18	0.04 ± 0.01	0.27 ± 0.23	1
			≥ 1250	I08	1.12 ± 0.18	1.37 ± 0.08	0.38 ± 0.24	1

Table 6

Numbers of expected background events with combined statistical and systematic uncertainty and the observed numbers of events in aggregated search bins. The expected number of signal events for the two corresponding benchmark signals for the multi-b and 0-b analyses, respectively, are given as well.

n_b	n_{jet}	L_T [GeV]	$\Delta\phi$ [rad]	H_T [GeV]	Signal T1tttt ($m_{\tilde{g}}, m_{\tilde{\chi}^0}$) [TeV]		Predicted background	Observed data
					(1.4, 1.1)	(1.9, 0.1)		
≥ 1	≥ 6	≥ 600	0.5	≥ 1000	2.66 ± 0.30	7.39 ± 0.14	11.2 ± 3.6	13
≥ 3	≥ 6	≥ 600	0.5	≥ 1000	0.48 ± 0.12	3.07 ± 0.09	0.84 ± 0.48	1
≥ 2	≥ 9	≥ 450	0.75	≥ 500	1.35 ± 0.20	2.34 ± 0.08	1.61 ± 0.43	3
≥ 2	≥ 9	≥ 450	0.75	≥ 1500	0.37 ± 0.10	1.79 ± 0.07	0.64 ± 0.33	1
≥ 3	≥ 9	≥ 250	1.0	≥ 500	1.12 ± 0.19	1.33 ± 0.06	4.58 ± 0.83	3
≥ 3	≥ 9	≥ 250	1.0	≥ 1500	0.12 ± 0.05	1.02 ± 0.05	0.81 ± 0.33	0
≥ 3	≥ 9	≥ 450	0.75	≥ 500	0.41 ± 0.11	1.37 ± 0.06	0.37 ± 0.17	0
≥ 3	≥ 9	≥ 450	0.75	≥ 1500	0.17 ± 0.07	1.06 ± 0.05	0.05 ± 0.05	0
Signal T5qqqqWW ($m_{\tilde{g}}, m_{\tilde{\chi}^0}$) [TeV]								
					(1.5, 1.0)	(1.9, 0.1)		
0	≥ 5	≥ 650	0.5	≥ 750	6.15 ± 0.57	6.29 ± 0.20	18.4 ± 5.1	14
0	≥ 6	≥ 450	0.75	≥ 500	16.59 ± 0.94	5.28 ± 0.19	28.8 ± 6.8	37
0	≥ 6	≥ 650	0.5	≥ 1000	4.01 ± 0.46	4.98 ± 0.18	5.1 ± 1.8	4
0	≥ 7	≥ 450	0.75	≥ 500	9.47 ± 0.71	3.54 ± 0.15	9.7 ± 2.5	11
0	≥ 7	≥ 650	0.5	≥ 500	4.28 ± 0.48	3.30 ± 0.15	3.8 ± 1.2	4
0	≥ 8	≥ 250	1.0	≥ 1250	1.82 ± 0.31	1.71 ± 0.11	7.2 ± 1.9	8

that all of the missing transverse momentum in the event arises from a neutrino produced in the leptonic decay of the W boson. The event yields observed in data are in agreement with the standard model background, which is estimated using control regions in data and corrections based on simulation. The lack of any significant excess of events is interpreted in terms of limits on the parameters of two simplified models that describe gluino pair production.

For the T1tttt simplified model, in which each gluino decays to a $t\bar{t}$ pair and the lightest neutralino, gluino masses up to 1.8 TeV are excluded for neutralino masses below 800 GeV. Neutralino masses below 1.1 TeV are excluded for a gluino mass up to 1.7 TeV. This result extends the exclusion limit from the previous analysis [13] on gluino masses by about 250 GeV. The second simplified model, T5qqqqWW, also describes gluino pair production, but with decays to first- or second-generation quarks and

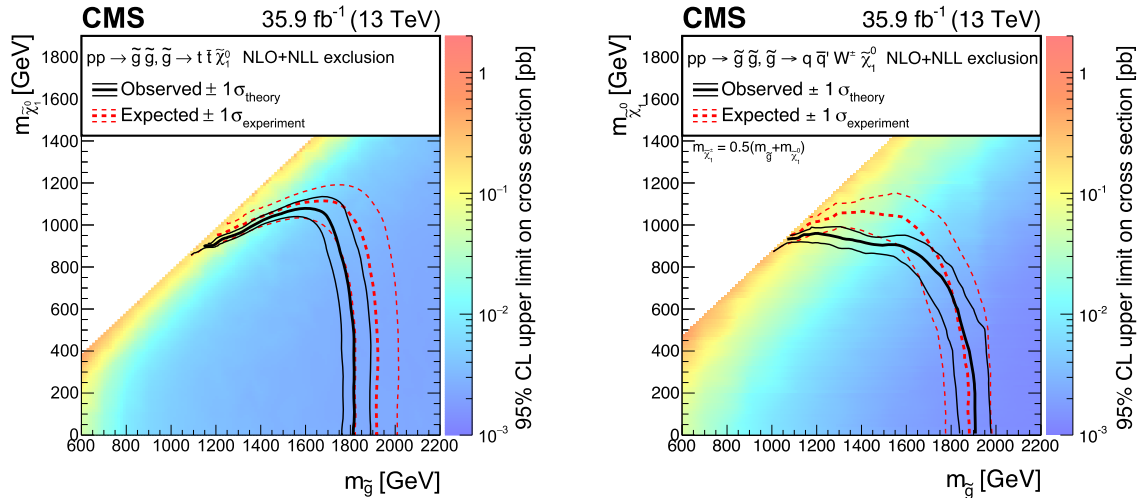


Fig. 5. Cross section limits at a 95% CL for the (left) T1tttt and (right) T5qqqqWW models, as a function of the gluino and LSP masses. In T5qqqqWW, the pair-produced gluinos decay to first- or second-generation quark–antiquark pairs ($q\bar{q}$) and a chargino ($\tilde{\chi}_1^\pm$) with its mass taken to be $m_{\tilde{\chi}_1^\pm} = 0.5(m_{\tilde{g}} + m_{\tilde{\chi}_1^0})$. The solid black (dashed red) lines correspond to the observed (expected) mass limits, with the thicker lines representing the central values and the thinner lines representing the limits of 68% uncertainty bands related to the theoretical (experimental) uncertainties.

a chargino, which decays to a W boson and the lightest neutralino. The chargino mass in this decay channel is assumed to be $m_{\tilde{\chi}_1^\pm} = 0.5(m_{\tilde{g}} + m_{\tilde{\chi}_1^0})$. Gluino masses below 1.9 TeV are excluded for neutralino masses below 300 GeV. This corresponds to an improvement of about 500 GeV over the previous result [13]. For a gluino mass of 1.2 TeV, neutralinos with masses up to 950 GeV are excluded.

Acknowledgements

We congratulate our colleagues in the CERN accelerator departments for the excellent performance of the LHC and thank the technical and administrative staffs at CERN and at other CMS institutes for their contributions to the success of the CMS effort. In addition, we gratefully acknowledge the computing centers and personnel of the Worldwide LHC Computing Grid for delivering so effectively the computing infrastructure essential to our analyses. Finally, we acknowledge the enduring support for the construction and operation of the LHC and the CMS detector provided by the following funding agencies: BMWF and FWF (Austria); FNRS and FWO (Belgium); CNPq, CAPES, FAPERJ, and FAPESP (Brazil); MES (Bulgaria); CERN; CAS, MOST, and NSFC (China); COLCIENCIAS (Colombia); MSES and CSF (Croatia); RPF (Cyprus); SENESCYT (Ecuador); MoER, ERC IUT, and ERDF (Estonia); Academy of Finland, MEC, and HIP (Finland); CEA and CNRS/IN2P3 (France); BMBF, DFG, and HGF (Germany); GSRT (Greece); OTKA and NIH (Hungary); DAE and DST (India); IPM (Iran); SFI (Ireland); INFN (Italy); MSIP and NRF (Republic of Korea); LAS (Lithuania); MOE and UM (Malaysia); BUAP, CINVESTAV, CONACYT, LNS, SEP, and UASLP-FAI (Mexico); MBIE (New Zealand); PAEC (Pakistan); MSHE and NSC (Poland); FCT (Portugal); JINR (Dubna); MON, RosAtom, RAS, RFBR and RAEP (Russia); MESTD (Serbia); SEIDI, CPAN, PCTI and FEDER (Spain); Swiss Funding Agencies (Switzerland); MST (Taipei); ThEP-Center, IPST, STAR, and NSTDA (Thailand); TUBITAK and TAEK (Turkey); NASU and SFFR (Ukraine); STFC (United Kingdom); DOE and NSF (USA).

Individuals have received support from the Marie-Curie program and the European Research Council and Horizon 2020 Grant, contract No. 675440 (European Union); the Leventis Foundation; the Alfred P. Sloan Foundation; the Alexander von Humboldt Foundation; the Belgian Federal Science Policy Office; the Fonds pour

la Formation à la Recherche dans l'Industrie et dans l'Agriculture (FRIA-Belgium); the Agentschap voor Innovatie door Wetenschap en Technologie (IWT-Belgium); the Ministry of Education, Youth and Sports (MEYS) of the Czech Republic; the Council of Science and Industrial Research, India; the HOMING PLUS program of the Foundation for Polish Science, cofinanced from European Union, Regional Development Fund, the Mobility Plus program of the Ministry of Science and Higher Education, the National Science Center (Poland), contracts Harmonia 2014/14/M/ST2/00428, Opus 2014/13/B/ST2/02543, 2014/15/B/ST2/03998, and 2015/19/B/ST2/02861, Sonata-bis 2012/07/E/ST2/01406; the National Priorities Research Program by Qatar National Research Fund; the Programa Severo Ochoa del Principado de Asturias; the Thalis and Aristeia programs cofinanced by EU-ESF and the Greek NSRF; the Rachadapisek Sompot Fund for Postdoctoral Fellowship, Chulalongkorn University and the Chulalongkorn Academic into Its 2nd Century Project Advancement Project (Thailand); the Welch Foundation, contract C-1845; and the Weston Havens Foundation (USA).

References

- [1] P. Ramond, Dual theory for free fermions, *Phys. Rev. D* 3 (1971) 2415, <https://doi.org/10.1103/PhysRevD.3.2415>.
- [2] Yu.A. Golfand, E.P. Likhthman, Extension of the algebra of Poincaré group generators and violation of P invariance, *JETP Lett.* 13 (1971) 323.
- [3] A. Neveu, J.H. Schwarz, Factorizable dual model of pions, *Nucl. Phys. B* 31 (1971) 86, [https://doi.org/10.1016/0550-3213\(71\)90448-2](https://doi.org/10.1016/0550-3213(71)90448-2).
- [4] D.V. Volkov, V.P. Akulov, Possible universal neutrino interaction, *JETP Lett.* 16 (1972) 438.
- [5] J. Wess, B. Zumino, A Lagrangian model invariant under supergauge transformations, *Phys. Lett. B* 49 (1974) 52, [https://doi.org/10.1016/0370-2693\(74\)90578-4](https://doi.org/10.1016/0370-2693(74)90578-4).
- [6] J. Wess, B. Zumino, Supergauge transformations in four dimensions, *Nucl. Phys. B* 70 (1974) 39, [https://doi.org/10.1016/0550-3213\(74\)90355-1](https://doi.org/10.1016/0550-3213(74)90355-1).
- [7] P. Fayet, Supergauge invariant extension of the Higgs mechanism and a model for the electron and its neutrino, *Nucl. Phys. B* 90 (1975) 104, [https://doi.org/10.1016/0550-3213\(75\)90636-7](https://doi.org/10.1016/0550-3213(75)90636-7).
- [8] H.P. Nilles, Supersymmetry, supergravity and particle physics, *Phys. Rep.* 110 (1984) 1, [https://doi.org/10.1016/0370-1573\(84\)90008-5](https://doi.org/10.1016/0370-1573(84)90008-5).
- [9] R. Barbieri, G.F. Giudice, Upper bounds on supersymmetric particle masses, *Nucl. Phys. B* 306 (1988) 63, [https://doi.org/10.1016/0550-3213\(88\)90171-X](https://doi.org/10.1016/0550-3213(88)90171-X).
- [10] G.R. Farrar, P. Fayet, Phenomenology of the production, decay, and detection of new hadronic states associated with supersymmetry, *Phys. Lett. B* 76 (1978) 575, [https://doi.org/10.1016/0370-2693\(78\)90858-4](https://doi.org/10.1016/0370-2693(78)90858-4).
- [11] C. Boehm, A. Djouadi, M. Drees, Light scalar top quarks and supersymmetric dark matter, *Phys. Rev. D* 62 (2000) 035012, <https://doi.org/10.1103/PhysRevD.62.035012>, arXiv:hep-ph/9911496.

- [12] C. Balazs, M. Carena, C.E.M. Wagner, Dark matter, light stops and electroweak baryogenesis, *Phys. Rev. D* 70 (2004) 015007, <https://doi.org/10.1103/PhysRevD.70.015007>, arXiv:hep-ph/0403224.
- [13] CMS Collaboration, Search for supersymmetry in events with one lepton and multiple jets in proton–proton collisions at $\sqrt{s} = 13$ TeV, *Phys. Rev. D* 95 (2017) 012011, <https://doi.org/10.1103/PhysRevD.95.012011>, arXiv:1609.09386.
- [14] CMS Collaboration, Search for supersymmetry in pp collisions at $\sqrt{s} = 7$ TeV in events with a single lepton, jets, and missing transverse momentum, *Eur. Phys. J. C* 73 (2013) 2404, <https://doi.org/10.1140/epjc/s10052-013-2404-z>, arXiv:1212.6428.
- [15] CMS Collaboration, Search for supersymmetry in final states with a single lepton, b-quark jets, and missing transverse energy in proton–proton collisions at $\sqrt{s} = 7$ TeV, *Phys. Rev. D* 87 (2013) 052006, <https://doi.org/10.1103/PhysRevD.87.052006>, arXiv:1211.3143.
- [16] ATLAS Collaboration, Further search for supersymmetry at $\sqrt{s} = 7$ TeV in final states with jets, missing transverse momentum and isolated leptons with the ATLAS detector, *Phys. Rev. D* 86 (2012) 092002, <https://doi.org/10.1103/PhysRevD.86.092002>, arXiv:1208.4688.
- [17] CMS Collaboration, Search for supersymmetry in pp collisions at $\sqrt{s} = 8$ TeV in events with a single lepton, large jet multiplicity, and multiple b jets, *Phys. Lett. B* 733 (2014) 328, <https://doi.org/10.1016/j.physletb.2014.04.023>, arXiv:1311.4937.
- [18] ATLAS Collaboration, Search for squarks and gluinos in events with isolated leptons, jets and missing transverse momentum at $\sqrt{s} = 8$ TeV with the ATLAS detector, *J. High Energy Phys.* 04 (2015) 116, [https://doi.org/10.1007/JHEP04\(2015\)116](https://doi.org/10.1007/JHEP04(2015)116), arXiv:1501.03555.
- [19] ATLAS Collaboration, Search for strong production of supersymmetric particles in final states with missing transverse momentum and at least three b-jets at $\sqrt{s} = 8$ TeV proton–proton collisions with the ATLAS detector, *J. High Energy Phys.* 10 (2014) 024, [https://doi.org/10.1007/JHEP10\(2014\)024](https://doi.org/10.1007/JHEP10(2014)024), arXiv:1407.0600.
- [20] CMS Collaboration, Search for supersymmetry in pp collisions at $\sqrt{s} = 13$ TeV in the single-lepton final state using the sum of masses of large-radius jets, *J. High Energy Phys.* 08 (2016) 122, [https://doi.org/10.1007/JHEP08\(2016\)122](https://doi.org/10.1007/JHEP08(2016)122), arXiv:1605.04608.
- [21] ATLAS Collaboration, Search for gluinos in events with an isolated lepton, jets and missing transverse momentum at $\sqrt{s} = 13$ TeV with the ATLAS detector, *Eur. Phys. J. C* 76 (2016) 565, <https://doi.org/10.1140/epjc/s10052-016-4397-x>, arXiv:1605.04285.
- [22] ATLAS Collaboration, Search for pair production of gluinos decaying via stop and sbottom in events with b-jets and large missing transverse momentum in pp collisions at $\sqrt{s} = 13$ TeV with the ATLAS detector, *Phys. Rev. D* 94 (2016) 032003, <https://doi.org/10.1103/PhysRevD.94.032003>, arXiv:1605.09318.
- [23] N. Arkani-Hamed, P. Schuster, N. Toro, J. Thaler, L.-T. Wang, B. Knuteson, S. Mrenna, MARMOSSET: the path from LHC data to the new standard model via on-shell effective theories, arXiv:hep-ph/0703088, 2007.
- [24] J. Alwall, P.C. Schuster, N. Toro, Simplified models for a first characterization of new physics at the LHC, *Phys. Rev. D* 79 (2009) 075020, <https://doi.org/10.1103/PhysRevD.79.075020>, arXiv:0810.3921.
- [25] J. Alwall, M.-P. Le, M. Lisanti, J.G. Wacker, Model-independent jets plus missing energy searches, *Phys. Rev. D* 79 (2009) 015005, <https://doi.org/10.1103/PhysRevD.79.015005>, arXiv:0809.3264.
- [26] D. Alves, N. Arkani-Hamed, S. Arora, Y. Bai, M. Baumgart, J. Berger, M. Buckley, B. Butler, S. Chang, H.-C. Cheng, C. Cheung, R.S. Chivukula, W.S. Cho, R. Cotta, M. D’Alfonso, et al., Simplified models for LHC new physics searches, *J. Phys. G* 39 (2012) 105005, <https://doi.org/10.1088/0954-3889/39/10/105005>, arXiv:1105.2838.
- [27] CMS Collaboration, The CMS experiment at the CERN LHC, *J. Instrum.* 3 (2008) S08004, <https://doi.org/10.1088/1748-0221/3/08/S08004>.
- [28] CMS Collaboration, Particle-flow reconstruction and global event description with the CMS detector, *J. Instrum.* 12 (2017) P10003, <https://doi.org/10.1088/1748-0221/12/10/P10003>, arXiv:1706.04965.
- [29] M. Cacciari, G.P. Salam, Pileup subtraction using jet areas, *Phys. Lett. B* 659 (2008) 119, <https://doi.org/10.1016/j.physletb.2007.09.077>, arXiv:0707.1378.
- [30] M. Cacciari, G.P. Salam, G. Soyez, The anti- k_t jet clustering algorithm, *J. High Energy Phys.* 04 (2008) 063, <https://doi.org/10.1088/1126-6708/2008/04/063>, arXiv:0802.1189.
- [31] CMS Collaboration, Determination of jet energy calibration and transverse momentum resolution in CMS, *J. Instrum.* 6 (2011) P11002, <https://doi.org/10.1088/1748-0221/6/11/P11002>, arXiv:1107.4277.
- [32] M. Cacciari, G.P. Salam, G. Soyez, FastJet user manual, *Eur. Phys. J. C* 72 (2012) 1896, <https://doi.org/10.1140/epjc/s10052-012-1896-2>, arXiv:1111.6097.
- [33] CMS Collaboration, Jet energy scale and resolution in the CMS experiment in pp collisions at 8 TeV, *J. Instrum.* 12 (2017) P02014, <https://doi.org/10.1088/1748-0221/12/02/P02014>, arXiv:1607.03663.
- [34] CMS Collaboration, Identification of b-quark jets with the CMS experiment, *J. Instrum.* 8 (2013) P04013, <https://doi.org/10.1088/1748-0221/8/04/P04013>, arXiv:1211.4462.
- [35] CMS Collaboration, Identification of heavy-flavour jets with the CMS detector in pp collisions at 13 TeV, arXiv:1712.07158, 2017.
- [36] J. Alwall, R. Frederix, S. Frixione, V. Hirschi, F. Maltoni, O. Mattelaer, H.S. Shao, T. Stelzer, P. Torrielli, M. Zaro, The automated computation of tree-level and next-to-leading order differential cross sections, and their matching to parton shower simulations, *J. High Energy Phys.* 07 (2014) 079, [https://doi.org/10.1007/JHEP07\(2014\)079](https://doi.org/10.1007/JHEP07(2014)079), arXiv:1405.0301.
- [37] P. Nason, A new method for combining NLO QCD with shower Monte Carlo algorithms, *J. High Energy Phys.* 11 (2004) 040, <https://doi.org/10.1088/1126-6708/2004/11/040>, arXiv:hep-ph/0409146.
- [38] S. Frixione, P. Nason, C. Oleari, Matching NLO QCD computations with parton shower simulations: the POWHEG method, *J. High Energy Phys.* 11 (2007) 070, <https://doi.org/10.1088/1126-6708/2007/11/070>, arXiv:0709.2092.
- [39] S. Alioli, P. Nason, C. Oleari, E. Re, A general framework for implementing NLO calculations in shower Monte Carlo programs: the POWHEG BOX, *J. High Energy Phys.* 06 (2010) 043, [https://doi.org/10.1007/JHEP06\(2010\)043](https://doi.org/10.1007/JHEP06(2010)043), arXiv:1002.2581.
- [40] S. Alioli, P. Nason, C. Oleari, E. Re, NLO single-top production matched with shower in POWHEG: s- and t-channel contributions, *J. High Energy Phys.* 09 (2009) 111, <https://doi.org/10.1088/1126-6708/2009/09/111>, arXiv:0907.4076, Erratum: [https://doi.org/10.1007/JHEP02\(2010\)011](https://doi.org/10.1007/JHEP02(2010)011).
- [41] E. Re, Single-top Wt-channel production matched with parton showers using the POWHEG method, *Eur. Phys. J. C* 71 (2011) 1547, <https://doi.org/10.1140/epjc/s10052-011-1547-z>, arXiv:1009.2450.
- [42] T. Melia, P. Nason, R. Rontsch, G. Zanderighi, W^+W^- , WZ and ZZ production in the POWHEG BOX, *J. High Energy Phys.* 11 (2011) 078, [https://doi.org/10.1007/JHEP11\(2011\)078](https://doi.org/10.1007/JHEP11(2011)078), arXiv:1107.5051.
- [43] M. Beneke, P. Falgari, S. Klein, C. Schwinn, Hadronic top-quark pair production with NNLL threshold resummation, *Nucl. Phys. B* 855 (2012) 695, <https://doi.org/10.1016/j.nuclphysb.2011.10.021>, arXiv:1109.1536.
- [44] M. Cacciari, M. Czakon, M. Mangano, A. Mitov, P. Nason, Top-pair production at hadron colliders with next-to-next-to-leading logarithmic soft-gluon resummation, *Phys. Lett. B* 710 (2012) 612, <https://doi.org/10.1016/j.physletb.2012.03.013>, arXiv:1111.5869.
- [45] P. Bärnreuther, M. Czakon, A. Mitov, Percent level precision physics at the Tevatron: first genuine NNLO QCD corrections to $q\bar{q} \rightarrow t\bar{t} + X$, *Phys. Rev. Lett.* 109 (2012) 132001, <https://doi.org/10.1103/PhysRevLett.109.132001>, arXiv:1204.5201.
- [46] M. Czakon, A. Mitov, NNLO corrections to top-pair production at hadron colliders: the all-fermionic scattering channels, *J. High Energy Phys.* 12 (2012) 054, [https://doi.org/10.1007/JHEP12\(2012\)054](https://doi.org/10.1007/JHEP12(2012)054), arXiv:1207.0236.
- [47] M. Czakon, A. Mitov, NNLO corrections to top pair production at hadron colliders: the quark-gluon reaction, *J. High Energy Phys.* 01 (2013) 080, [https://doi.org/10.1007/JHEP01\(2013\)080](https://doi.org/10.1007/JHEP01(2013)080), arXiv:1210.6832.
- [48] M. Czakon, P. Fiedler, A. Mitov, Total top-quark pair-production cross section at hadron colliders through $\mathcal{O}(\alpha_s^4)$, *Phys. Rev. Lett.* 110 (2013) 252004, <https://doi.org/10.1103/PhysRevLett.110.252004>, arXiv:1303.6254.
- [49] R. Gavin, Y. Li, F. Petriello, S. Quackenbush, W physics at the LHC with FEWZ 2.1, *Comput. Phys. Commun.* 184 (2013) 208, <https://doi.org/10.1016/j.cpc.2012.09.005>, arXiv:1201.5896.
- [50] R. Gavin, Y. Li, F. Petriello, S. Quackenbush, FEWZ 2.0: a code for hadronic Z production at next-to-next-to-leading order, *Comput. Phys. Commun.* 182 (2011) 2388, <https://doi.org/10.1016/j.cpc.2011.06.008>, arXiv:1011.3540.
- [51] R.D. Ball, et al., NNPDF, Parton distributions for the LHC Run II, *J. High Energy Phys.* 04 (2015) 040, [https://doi.org/10.1007/JHEP04\(2015\)040](https://doi.org/10.1007/JHEP04(2015)040), arXiv:1410.8849.
- [52] T. Sjöstrand, S. Ask, J.R. Christiansen, R. Corke, N. Desai, P. Ilten, S. Mrenna, S. Prestel, C.O. Rasmussen, P.Z. Skands, An introduction to PYTHIA 8.2, *Comput. Phys. Commun.* 191 (2015) 159, <https://doi.org/10.1016/j.cpc.2015.01.024>, arXiv:1410.3012.
- [53] W. Beenakker, R. Höpker, M. Spira, P.M. Zerwas, Squark and gluino production at hadron colliders, *Nucl. Phys. B* 492 (1997) 51, [https://doi.org/10.1016/S0550-3213\(97\)00084-9](https://doi.org/10.1016/S0550-3213(97)00084-9), arXiv:hep-ph/9610490.
- [54] A. Kulesza, L. Motyka, Threshold resummation for squark–antisquark and gluino–pair production at the LHC, *Phys. Rev. Lett.* 102 (2009) 111802, <https://doi.org/10.1103/PhysRevLett.102.111802>, arXiv:0807.2405.
- [55] A. Kulesza, L. Motyka, Soft gluon resummation for the production of gluino–gluino and squark–antisquark pairs at the LHC, *Phys. Rev. D* 80 (2009) 095004, <https://doi.org/10.1103/PhysRevD.80.095004>, arXiv:0905.4749.
- [56] W. Beenakker, S. Brensing, M. Krämer, A. Kulesza, E. Laenen, I. Niessen, Soft-gluon resummation for squark and gluino hadroproduction, *J. High Energy Phys.* 12 (2009) 041, <https://doi.org/10.1088/1126-6708/2009/12/041>, arXiv:0909.4418.
- [57] W. Beenakker, S. Brensing, M. Krämer, A. Kulesza, E. Laenen, L. Motyka, I. Niessen, Squark and gluino hadroproduction, *Int. J. Mod. Phys. A* 26 (2011) 2637, <https://doi.org/10.1142/S0217751X11053560>, arXiv:1105.1110.
- [58] CMS Collaboration, Event generator tunes obtained from underlying event and multiparton scattering measurements, *Eur. Phys. J. C* 76 (2016) 155, <https://doi.org/10.1140/epjc/s10052-016-3988-x>, arXiv:1512.00815.
- [59] S. Agostinelli, et al., GEANT4, GEANT4—a simulation toolkit, *Nucl. Instrum. Methods A* 506 (2003) 250, [https://doi.org/10.1016/S0168-9002\(03\)01368-8](https://doi.org/10.1016/S0168-9002(03)01368-8).

- [60] CMS Collaboration, The fast simulation of the CMS detector at LHC, J. Phys. Conf. Ser. 331 (2011) 032049, <https://doi.org/10.1088/1742-6596/331/3/032049>.
- [61] C.G. Lester, D.J. Summers, Measuring masses of semi-invisibly decaying particle pairs produced at hadron colliders, Phys. Lett. B 463 (1999) 5, [https://doi.org/10.1016/S0370-2693\(99\)00945-4](https://doi.org/10.1016/S0370-2693(99)00945-4).
- [62] CMS Collaboration, Performance of electron reconstruction and selection with the CMS detector in proton–proton collisions at $\sqrt{s} = 8$ TeV, J. Instrum. 10 (2015) P06005, <https://doi.org/10.1088/1748-0221/10/06/P06005>, arXiv:1502.02701.
- [63] CMS Collaboration, Performance of CMS muon reconstruction in pp collision events at $\sqrt{s} = 7$ TeV, J. Instrum. 7 (2012) P10002, <https://doi.org/10.1088/1748-0221/7/10/P10002>, arXiv:1206.4071.
- [64] ATLAS Collaboration, Measurement of the inelastic proton–proton cross section at $\sqrt{s} = 13$ TeV with the ATLAS detector at the LHC, Phys. Rev. Lett. 117 (2016) 182002, <https://doi.org/10.1103/PhysRevLett.117.182002>, arXiv:1606.02625.
- [65] CMS Collaboration, Measurement of the production cross section of a W boson in association with two b jets in pp collisions at $\sqrt{s} = 8$ TeV, Eur. Phys. J. C 77 (2017) 92, <https://doi.org/10.1140/epjc/s10052-016-4573-z>, arXiv:1608.07561.
- [66] Z. Bern, G. Diana, L.J. Dixon, F.F. Cordero, D. Forde, T. Gleisberg, S. Höche, H. Ita, D.A. Kosower, D. Maître, K. Ozeren, Left-handed W bosons at the LHC, Phys. Rev. D 84 (2011) 034008, <https://doi.org/10.1103/PhysRevD.84.034008>, arXiv:1103.5445.
- [67] CMS Collaboration, Angular coefficients of Z bosons produced in pp collisions at $\sqrt{s} = 8$ TeV and decaying to $\mu^+\mu^-$ as a function of transverse momentum and rapidity, Phys. Lett. B 750 (2015) 154, <https://doi.org/10.1016/j.physletb.2015.08.061>, arXiv:1504.03512.
- [68] CMS Collaboration, Measurement of the polarization of W bosons with large transverse momenta in W+jets events at the LHC, Phys. Rev. Lett. 107 (2011) 021802, <https://doi.org/10.1103/PhysRevLett.107.021802>, arXiv:1104.3829.
- [69] ATLAS Collaboration, Measurement of the polarisation of W bosons produced with large transverse momentum in pp collisions at $\sqrt{s} = 7$ TeV with the ATLAS experiment, Eur. Phys. J. C 72 (2012) 2001, <https://doi.org/10.1140/epjc/s10052-012-2001-6>, arXiv:1203.2165.
- [70] ATLAS Collaboration, Measurement of the W boson polarization in top quark decays with the ATLAS detector, J. High Energy Phys. 06 (2012) 088, [https://doi.org/10.1007/JHEP06\(2012\)088](https://doi.org/10.1007/JHEP06(2012)088), arXiv:1205.2484.
- [71] CMS Collaboration, Measurement of top quark polarisation in t-channel single top quark production, J. High Energy Phys. 04 (2016) 073, [https://doi.org/10.1007/JHEP04\(2016\)073](https://doi.org/10.1007/JHEP04(2016)073), arXiv:1511.02138.
- [72] ATLAS Collaboration, Measurement of the W boson polarisation in $t\bar{t}$ events from pp collisions at $\sqrt{s} = 8$ TeV in the lepton+jets channel with ATLAS, Eur. Phys. J. C 77 (2017) 264, <https://doi.org/10.1140/epjc/s10052-017-4819-4>, arXiv:1612.02577.
- [73] A. Czarnecki, J.G. Korner, J.H. Piclum, Helicity fractions of W bosons from top quark decays at NNLO in QCD, Phys. Rev. D 81 (2010) 111503, <https://doi.org/10.1103/PhysRevD.81.111503>, arXiv:1005.2625.
- [74] CMS Collaboration, CMS Luminosity Measurement for the 2015 Data Taking Period, CMS Physics Analysis Summary CMS-PAS-LUM-15-001, CERN, 2016, <http://cdsweb.cern.ch/record/2138682>.
- [75] CMS Collaboration, CMS Luminosity Measurements for the 2016 Data Taking Period, CMS Physics Analysis Summary CMS-PAS-LUM-17-001, CERN, 2017, <http://cdsweb.cern.ch/record/2257069>.
- [76] G. Cowan, K. Cranmer, E. Gross, O. Vitells, Asymptotic formulae for likelihood-based tests of new physics, Eur. Phys. J. C 71 (2011) 1554, <https://doi.org/10.1140/epjc/s10052-011-1554-0>, arXiv:1007.1727, Erratum: <https://doi.org/10.1140/epjc/s10052-013-2501-z>.
- [77] T. Junk, Confidence level computation for combining searches with small statistics, Nucl. Instrum. Methods A 434 (1999) 435, [https://doi.org/10.1016/S0168-9002\(99\)00498-2](https://doi.org/10.1016/S0168-9002(99)00498-2), arXiv:hep-ex/9902006.
- [78] A.L. Read, Presentation of search results: the CL_s technique, J. Phys. G 28 (2002) 2693, <https://doi.org/10.1088/0954-3899/28/10/313>.

The CMS Collaboration

A.M. Sirunyan, A. Tumasyan

Yerevan Physics Institute, Yerevan, Armenia

W. Adam, F. Ambroggi, E. Asilar, T. Bergauer, J. Brandstetter, E. Brondolin, M. Dragicevic, J. Erö, M. Flechl, M. Friedl, R. Frühwirth¹, V.M. Ghete, J. Grossmann, J. Hrubec, M. Jeitler¹, A. König, N. Krammer, I. Krätschmer, D. Liko, T. Madlener, I. Mikulec, E. Pree, D. Rabady, N. Rad, H. Rohringer, J. Schieck¹, R. Schöfbeck, M. Spanring, D. Spitzbart, J. Strauss, W. Waltenberger, J. Wittmann, C.-E. Wulz¹, M. Zarucki

Institut für Hochenergiephysik, Wien, Austria

V. Chekhovsky, V. Mossolov, J. Suarez Gonzalez

Institute for Nuclear Problems, Minsk, Belarus

E.A. De Wolf, D. Di Croce, X. Janssen, J. Lauwers, M. Van De Klundert, H. Van Haevermaet, P. Van Mechelen, N. Van Remortel

Universiteit Antwerpen, Antwerpen, Belgium

S. Abu Zeid, F. Blekman, J. D'Hondt, I. De Bruyn, J. De Clercq, K. Deroover, G. Flouris, D. Lontkovskiy, S. Lowette, S. Moortgat, L. Moreels, A. Olbrechts, Q. Python, K. Skovpen, S. Tavernier, W. Van Doninck, P. Van Mulders, I. Van Parijs

Vrije Universiteit Brussel, Brussel, Belgium

H. Brun, B. Clerbaux, G. De Lentdecker, H. Delannoy, G. Fasanella, L. Favart, R. Goldouzian, A. Grebenyuk, G. Karapostoli, T. Lenzi, J. Luetic, T. Maerschalk, A. Marinov, A. Randle-conde, T. Seva, C. Vander Velde, P. Vanlaer, D. Vannerom, R. Yonamine, F. Zenoni, F. Zhang²

Université Libre de Bruxelles, Bruxelles, Belgium

A. Cimmino, T. Cornelis, D. Dobur, A. Fagot, M. Gul, I. Khvastunov, D. Poyraz, C. Roskas, S. Salva, M. Tytgat, W. Verbeke, N. Zaganidis

Ghent University, Ghent, Belgium

H. Bakhshiansohi, O. Bondu, S. Brochet, G. Bruno, A. Caudron, S. De Visscher, C. Delaere, M. Delcourt, B. Francois, A. Giammanco, A. Jafari, M. Komm, G. Krintiras, V. Lemaitre, A. Magitteri, A. Mertens, M. Musich, K. Piotrkowski, L. Quertenmont, M. Vidal Marono, S. Wertz

Université Catholique de Louvain, Louvain-la-Neuve, Belgium

N. Bely

Université de Mons, Mons, Belgium

W.L. Aldá Júnior, F.L. Alves, G.A. Alves, L. Brito, M. Correa Martins Junior, C. Hensel, A. Moraes, M.E. Pol, P. Rebello Teles

Centro Brasileiro de Pesquisas Físicas, Rio de Janeiro, Brazil

E. Belchior Batista Das Chagas, W. Carvalho, J. Chinellato³, A. Custódio, E.M. Da Costa, G.G. Da Silveira⁴, D. De Jesus Damiao, S. Fonseca De Souza, L.M. Huertas Guativa, H. Malbouisson, M. Melo De Almeida, C. Mora Herrera, L. Mundim, H. Nogima, A. Santoro, A. Sznajder, E.J. Tonelli Manganote³, F. Torres Da Silva De Araujo, A. Vilela Pereira

Universidade do Estado do Rio de Janeiro, Rio de Janeiro, Brazil

S. Ahuja^a, C.A. Bernardes^a, T.R. Fernandez Perez Tomei^a, E.M. Gregores^b, P.G. Mercadante^b, S.F. Novaes^a, Sandra S. Padula^a, D. Romero Abad^b, J.C. Ruiz Vargas^a

^a *Universidade Estadual Paulista, São Paulo, Brazil*

^b *Universidade Federal do ABC, São Paulo, Brazil*

A. Aleksandrov, R. Hadjiiska, P. Iaydjiev, M. Misheva, M. Rodozov, M. Shopova, S. Stoykova, G. Sultanov

Institute for Nuclear Research and Nuclear Energy, Bulgaria Academy of Sciences, Sofia, Bulgaria

A. Dimitrov, I. Glushkov, L. Litov, B. Pavlov, P. Petkov

University of Sofia, Sofia, Bulgaria

W. Fang⁵, X. Gao⁵

Beihang University, Beijing, China

M. Ahmad, J.G. Bian, G.M. Chen, H.S. Chen, M. Chen, Y. Chen, C.H. Jiang, D. Leggat, H. Liao, Z. Liu, F. Romeo, S.M. Shaheen, A. Spiezia, J. Tao, C. Wang, Z. Wang, E. Yazgan, H. Zhang, J. Zhao

Institute of High Energy Physics, Beijing, China

Y. Ban, G. Chen, Q. Li, S. Liu, Y. Mao, S.J. Qian, D. Wang, Z. Xu

State Key Laboratory of Nuclear Physics and Technology, Peking University, Beijing, China

C. Avila, A. Cabrera, L.F. Chaparro Sierra, C. Florez, C.F. González Hernández, J.D. Ruiz Alvarez

Universidad de Los Andes, Bogota, Colombia

B. Courbon, N. Godinovic, D. Lelas, I. Puljak, P.M. Ribeiro Cipriano, T. Sculac

University of Split, Faculty of Electrical Engineering, Mechanical Engineering and Naval Architecture, Split, Croatia

Z. Antunovic, M. Kovac

University of Split, Faculty of Science, Split, Croatia

V. Brigljevic, D. Ferencek, K. Kadija, B. Mesic, A. Starodumov⁶, T. Susa

Institute Rudjer Boskovic, Zagreb, Croatia

M.W. Ather, A. Attikis, G. Mavromanolakis, J. Mousa, C. Nicolaou, F. Ptochos, P.A. Razis, H. Rykaczewski

University of Cyprus, Nicosia, Cyprus

M. Finger⁷, M. Finger Jr.⁷

Charles University, Prague, Czech Republic

E. Carrera Jarrin

Universidad San Francisco de Quito, Quito, Ecuador

A. Ellithi Kamel⁸, S. Khalil⁹, A. Mohamed⁹

Academy of Scientific Research and Technology of the Arab Republic of Egypt, Egyptian Network of High Energy Physics, Cairo, Egypt

R.K. Dewanjee, M. Kadastik, L. Perrini, M. Raidal, A. Tiko, C. Veelken

National Institute of Chemical Physics and Biophysics, Tallinn, Estonia

P. Eerola, J. Pekkanen, M. Voutilainen

Department of Physics, University of Helsinki, Helsinki, Finland

J. Härkönen, T. Järvinen, V. Karimäki, R. Kinnunen, T. Lampén, K. Lassila-Perini, S. Lehti, T. Lindén, P. Luukka, E. Tuominen, J. Tuominiemi, E. Tuovinen

Helsinki Institute of Physics, Helsinki, Finland

J. Talvitie, T. Tuuva

Lappeenranta University of Technology, Lappeenranta, Finland

M. Besancon, F. Couderc, M. Dejardin, D. Denegri, J.L. Faure, F. Ferri, S. Ganjour, S. Ghosh, A. Givernaud, P. Gras, G. Hamel de Monchenault, P. Jarry, I. Kucher, E. Locci, M. Mached, J. Malcles, G. Negro, J. Rander, A. Rosowsky, M.Ö. Sahin, M. Titov

IRFU, CEA, Université Paris-Saclay, Gif-sur-Yvette, France

A. Abdulsalam, I. Antropov, S. Baffioni, F. Beaudette, P. Busson, L. Cadamuro, C. Charlot, R. Granier de Cassagnac, M. Jo, S. Lisniak, A. Lobanov, J. Martin Blanco, M. Nguyen, C. Ochando, G. Ortona, P. Paganini, P. Pigard, S. Regnard, R. Salerno, J.B. Sauvan, Y. Sirois, A.G. Stahl Leiton, T. Strebler, Y. Yilmaz, A. Zabi, A. Zghiche

Laboratoire Leprince-Ringuet, Ecole polytechnique, CNRS/IN2P3, Université Paris-Saclay, Palaiseau, France

J.-L. Agram¹⁰, J. Andrea, D. Bloch, J.-M. Brom, M. Buttignol, E.C. Chabert, N. Chanon, C. Collard, E. Conte¹⁰, X. Coubez, J.-C. Fontaine¹⁰, D. Gelé, U. Goerlach, M. Jansová, A.-C. Le Bihan, N. Tonon, P. Van Hove

Université de Strasbourg, CNRS, IPHC UMR 7178, F-67000 Strasbourg, France

S. Gadrat

Centre de Calcul de l'Institut National de Physique Nucleaire et de Physique des Particules, CNRS/IN2P3, Villeurbanne, France

S. Beauceron, C. Bernet, G. Boudoul, R. Chierici, D. Contardo, P. Depasse, H. El Mamouni, J. Fay, L. Finco, S. Gascon, M. Gouzevitch, G. Grenier, B. Ille, F. Lagarde, I.B. Laktineh, M. Lethuillier, L. Mirabito, A.L. Pequegnot, S. Perries, A. Popov¹¹, V. Sordini, M. Vander Donckt, S. Viret

Université de Lyon, Université Claude Bernard Lyon 1, CNRS-IN2P3, Institut de Physique Nucléaire de Lyon, Villeurbanne, France

T. Toriashvili¹²

Georgian Technical University, Tbilisi, Georgia

Z. Tsamalaidze⁷

Tbilisi State University, Tbilisi, Georgia

C. Autermann, S. Beranek, L. Feld, M.K. Kiesel, K. Klein, M. Lipinski, M. Preuten, C. Schomakers, J. Schulz, T. Verlage

RWTH Aachen University, I. Physikalisches Institut, Aachen, Germany

A. Albert, M. Brodski, E. Dietz-Laursonn, D. Duchardt, M. Endres, M. Erdmann, S. Erdweg, T. Esch, R. Fischer, A. Güth, M. Hamer, T. Hebbeker, C. Heidemann, K. Hoepfner, S. Knutzen, M. Merschmeyer, A. Meyer, P. Millet, S. Mukherjee, M. Olschewski, K. Padeken, T. Pook, M. Radziej, H. Reithler, M. Rieger, F. Scheuch, D. Teyssier, S. Thüer

RWTH Aachen University, III. Physikalisches Institut A, Aachen, Germany

G. Flügge, B. Kargoll, T. Kress, A. Künsken, J. Lingemann, T. Müller, A. Nehr Korn, A. Nowack, C. Pistone, O. Pooth, A. Stahl¹³

RWTH Aachen University, III. Physikalisches Institut B, Aachen, Germany

M. Aldaya Martin, T. Arndt, C. Asawatangtrakuldee, K. Beernaert, O. Behnke, U. Behrens, A. Bermúdez Martínez, A.A. Bin Anuar, K. Borras¹⁴, V. Botta, A. Campbell, P. Connor, C. Contreras-Campana, F. Costanza, C. Diez Pardos, G. Eckerlin, D. Eckstein, T. Eichhorn, E. Eren, E. Gallo¹⁵, J. Garay Garcia, A. Geiser, A. Gizhko, J.M. Grados Luyando, A. Grohsjean, P. Gunnellini, A. Harb, J. Hauk, M. Hempel¹⁶, H. Jung, A. Kalogeropoulos, M. Kasemann, J. Keaveney, C. Kleinwort, I. Korol, D. Krücker, W. Lange, A. Lelek, T. Lenz, J. Leonard, K. Lipka, W. Lohmann¹⁶, R. Mankel, I.-A. Melzer-Pellmann, A.B. Meyer, G. Mittag, J. Mnich, A. Mussgiller, E. Ntomari, D. Pitzl, R. Placakyte, A. Raspereza, B. Roland, M. Savitskyi, P. Saxena, R. Shevchenko, A. Singh, S. Spannagel, N. Stefaniuk, G.P. Van Onsem, R. Walsh, Y. Wen, K. Wichmann, C. Wissing, O. Zenaiev

Deutsches Elektronen-Synchrotron, Hamburg, Germany

S. Bein, V. Blobel, M. Centis Vignali, A.R. Draeger, T. Dreyer, E. Garutti, D. Gonzalez, J. Haller, A. Hinemann, M. Hoffmann, A. Karavdina, R. Klanner, R. Kogler, N. Kovalchuk, S. Kurz, T. Lapsien, I. Marchesini, D. Marconi, M. Meyer, M. Niedziela, D. Nowatschin, F. Pantaleo¹³, T. Peiffer, A. Perieanu, C. Scharf, P. Schleper, A. Schmidt, S. Schumann, J. Schwandt, J. Sonneveld, H. Stadie, G. Steinbrück, F.M. Stober, M. Stöver, H. Tholen, D. Troendle, E. Usai, L. Vanelderen, A. Vanhoefer, B. Vormwald

University of Hamburg, Hamburg, Germany

M. Akbiyik, C. Barth, S. Baur, E. Butz, R. Caspart, T. Chwalek, F. Colombo, W. De Boer, A. Dierlamm, B. Freund, R. Friese, M. Giffels, A. Gilbert, D. Haitz, F. Hartmann¹³, S.M. Heindl, U. Husemann, F. Kassel¹³, S. Kudella, H. Mildner, M.U. Mozer, Th. Müller, M. Plagge, G. Quast, K. Rabbertz, M. Schröder, I. Shvetsov, G. Sieber, H.J. Simonis, R. Ulrich, S. Wayand, M. Weber, T. Weiler, S. Williamson, C. Wöhrmann, R. Wolf

Institut für Experimentelle Kernphysik, Karlsruhe, Germany

G. Anagnostou, G. Daskalakis, T. Gerasis, V.A. Giakoumopoulou, A. Kyriakis, D. Loukas, I. Topsis-Giotis

Institute of Nuclear and Particle Physics (INPP), NCSR Demokritos, Aghia Paraskevi, Greece

S. Kesisoglou, A. Panagiotou, N. Saoulidou

National and Kapodistrian University of Athens, Athens, Greece

I. Evangelou, C. Foudas, P. Kokkas, N. Manthos, I. Papadopoulos, E. Paradas, J. Strolagos, F.A. Triantis

University of Ioánnina, Ioánnina, Greece

M. Csanad, N. Filipovic, G. Pasztor

MTA-ELTE Lendület CMS Particle and Nuclear Physics Group, Eötvös Loránd University, Budapest, Hungary

G. Bencze, C. Hajdu, D. Horvath¹⁷, Á. Hunyadi, F. Sikler, V. Veszpremi, G. Vesztergombi¹⁸, A.J. Zsigmond

Wigner Research Centre for Physics, Budapest, Hungary

N. Beni, S. Czellar, J. Karancsi¹⁹, A. Makovec, J. Molnar, Z. Szillasi

Institute of Nuclear Research ATOMKI, Debrecen, Hungary

M. Bartók¹⁸, P. Raics, Z.L. Trocsanyi, B. Ujvari

Institute of Physics, University of Debrecen, Debrecen, Hungary

S. Choudhury, J.R. Komaragiri

Indian Institute of Science (IISc), Bangalore, India

S. Bahinipati²⁰, S. Bhowmik, P. Mal, K. Mandal, A. Nayak²¹, D.K. Sahoo²⁰, N. Sahoo, S.K. Swain

National Institute of Science Education and Research, Bhubaneswar, India

S. Bansal, S.B. Beri, V. Bhatnagar, U. Bhawandeep, R. Chawla, N. Dhingra, A.K. Kalsi, A. Kaur, M. Kaur, R. Kumar, P. Kumari, A. Mehta, J.B. Singh, G. Walia

Panjab University, Chandigarh, India

Ashok Kumar, Aashaq Shah, A. Bhardwaj, S. Chauhan, B.C. Choudhary, R.B. Garg, S. Keshri, A. Kumar, S. Malhotra, M. Naimuddin, K. Ranjan, R. Sharma, V. Sharma

University of Delhi, Delhi, India

R. Bhardwaj, R. Bhattacharya, S. Bhattacharya, S. Dey, S. Dutt, S. Dutta, S. Ghosh, N. Majumdar, A. Modak, K. Mondal, S. Mukhopadhyay, S. Nandan, A. Purohit, A. Roy, D. Roy, S. Roy Chowdhury, S. Sarkar, M. Sharan, S. Thakur

Saha Institute of Nuclear Physics, HBNI, Kolkata, India

P.K. Behera

Indian Institute of Technology Madras, Madras, India

R. Chudasama, D. Dutta, V. Jha, V. Kumar, A.K. Mohanty¹³, P.K. Netrakanti, L.M. Pant, P. Shukla, A. Topkar

Bhabha Atomic Research Centre, Mumbai, India

T. Aziz, S. Dugad, B. Mahakud, S. Mitra, G.B. Mohanty, B. Parida, N. Sur, B. Sutar

Tata Institute of Fundamental Research-A, Mumbai, India

S. Banerjee, S. Bhattacharya, S. Chatterjee, P. Das, M. Guchait, Sa. Jain, S. Kumar, M. Maity²², G. Majumder, K. Mazumdar, T. Sarkar²², N. Wickramage²³

Tata Institute of Fundamental Research-B, Mumbai, India

S. Chauhan, S. Dube, V. Hegde, A. Kapoor, K. Kothekar, S. Pandey, A. Rane, S. Sharma

Indian Institute of Science Education and Research (IISER), Pune, India

S. Chenarani²⁴, E. Eskandari Tadavani, S.M. Etesami²⁴, M. Khakzad, M. Mohammadi Najafabadi, M. Naseri, S. Paktinat Mehdiabadi²⁵, F. Rezaei Hosseinabadi, B. Safarzadeh²⁶, M. Zeinali

Institute for Research in Fundamental Sciences (IPM), Tehran, Iran

M. Felcini, M. Grunewald

University College Dublin, Dublin, Ireland

M. Abbrescia^{a,b}, C. Calabria^{a,b}, C. Caputo^{a,b}, A. Colaleo^a, D. Creanza^{a,c}, L. Cristella^{a,b}, N. De Filippis^{a,c}, M. De Palma^{a,b}, F. Errico^{a,b}, L. Fiore^a, G. Iaselli^{a,c}, S. Lezki^{a,b}, G. Maggi^{a,c}, M. Maggi^a, G. Miniello^{a,b}, S. My^{a,b}, S. Nuzzo^{a,b}, A. Pompili^{a,b}, G. Pugliese^{a,c}, R. Radogna^{a,b}, A. Ranieri^a, G. Selvaggi^{a,b}, A. Sharma^a, L. Silvestris^{a,13}, R. Venditti^a, P. Verwilligen^a

^a INFN Sezione di Bari, Bari, Italy^b Università di Bari, Bari, Italy^c Politecnico di Bari, Bari, Italy

G. Abbiendi^a, C. Battilana^{a,b}, D. Bonacorsi^{a,b}, S. Braibant-Giacomelli^{a,b}, R. Campanini^{a,b}, P. Capiluppi^{a,b}, A. Castro^{a,b}, F.R. Cavallo^a, S.S. Chhibra^a, G. Codispoti^{a,b}, M. Cuffiani^{a,b}, G.M. Dallavalle^a, F. Fabbri^a, A. Fanfani^{a,b}, D. Fasanella^{a,b}, P. Giacomelli^a, C. Grandi^a, L. Guiducci^{a,b}, S. Marcellini^a, G. Masetti^a, A. Montanari^a, F.L. Navarria^{a,b}, A. Perrotta^a, A.M. Rossi^{a,b}, T. Rovelli^{a,b}, G.P. Siroli^{a,b}, N. Tosi^a

^a INFN Sezione di Bologna, Bologna, Italy^b Università di Bologna, Bologna, Italy

S. Albergo^{a,b}, S. Costa^{a,b}, A. Di Mattia^a, F. Giordano^{a,b}, R. Potenza^{a,b}, A. Tricomi^{a,b}, C. Tuve^{a,b}

^a INFN Sezione di Catania, Catania, Italy^b Università di Catania, Catania, Italy

G. Barbagli^a, K. Chatterjee^{a,b}, V. Ciulli^{a,b}, C. Civinini^a, R. D'Alessandro^{a,b}, E. Focardi^{a,b}, P. Lenzi^{a,b}, M. Meschini^a, S. Paoletti^a, L. Russo^{a,27}, G. Sguazzoni^a, D. Strom^a, L. Viliani^{a,b,13}

^a INFN Sezione di Firenze, Firenze, Italy^b Università di Firenze, Firenze, Italy

L. Benussi, S. Bianco, F. Fabbri, D. Piccolo, F. Primavera¹³

INFN Laboratori Nazionali di Frascati, Frascati, Italy

V. Calvelli^{a,b}, F. Ferro^a, E. Robutti^a, S. Tosi^{a,b}

^a INFN Sezione di Genova, Genova, Italy^b Università di Genova, Genova, Italy

L. Brianza^{a,b}, F. Brivio^{a,b}, V. Ciriolo^{a,b}, M.E. Dinardo^{a,b}, S. Fiorendi^{a,b}, S. Gennai^a, A. Ghezzi^{a,b}, P. Govoni^{a,b}, M. Malberti^{a,b}, S. Malvezzi^a, R.A. Manzoni^{a,b}, D. Menasce^a, L. Moroni^a, M. Paganoni^{a,b}, K. Pauwels^{a,b}, D. Pedrini^a, S. Pigazzini^{a,b,28}, S. Ragazzi^{a,b}, T. Tabarelli de Fatis^{a,b}

^a INFN Sezione di Milano-Bicocca, Milano, Italy^b Università di Milano-Bicocca, Milano, Italy

S. Buontempo^a, N. Cavallo^{a,c}, S. Di Guida^{a,d,13}, M. Esposito^{a,b}, F. Fabozzi^{a,c}, F. Fienga^{a,b}, A.O.M. Iorio^{a,b}, W.A. Khan^a, G. Lanza^a, L. Lista^a, S. Meola^{a,d,13}, P. Paolucci^{a,13}, C. Sciacca^{a,b}, F. Thyssen^a

^a INFN Sezione di Napoli, Napoli, Italy^b Università di Napoli 'Federico II', Napoli, Italy^c Università della Basilicata, Potenza, Italy^d Università G. Marconi, Roma, Italy

P. Azzi^{a,13}, N. Bacchetta^a, L. Benato^{a,b}, D. Bisello^{a,b}, A. Boletti^{a,b}, R. Carlin^{a,b}, A. Carvalho Antunes De Oliveira^{a,b}, P. Checchia^a, P. De Castro Manzano^a, T. Dorigo^a, U. Dosselli^a, F. Gasparini^{a,b}, U. Gasparini^{a,b}, A. Gozzelino^a, S. Lacaprara^a, M. Margoni^{a,b}, A.T. Meneguzzo^{a,b}, N. Pozzobon^{a,b}, P. Ronchese^{a,b}, R. Rossin^{a,b}, F. Simonetto^{a,b}, E. Torassa^a, M. Zanetti^{a,b}, P. Zotto^{a,b}, G. Zumerle^{a,b}

^a INFN Sezione di Padova, Padova, Italy^b Università di Padova, Padova, Italy^c Università di Trento, Trento, Italy

A. Braghieri^a, F. Fallavollita^{a,b}, A. Magnani^{a,b}, P. Montagna^{a,b}, S.P. Ratti^{a,b}, V. Re^a, M. Ressegotti,
C. Riccardi^{a,b}, P. Salvini^a, I. Vai^{a,b}, P. Vitulo^{a,b}

^a INFN Sezione di Pavia, Pavia, Italy

^b Università di Pavia, Pavia, Italy

L. Alunni Solestizi^{a,b}, M. Biasini^{a,b}, G.M. Bilei^a, C. Cecchi, D. Ciangottini^{a,b}, L. Fanò^{a,b}, P. Lariccia^{a,b},
R. Leonardi^{a,b}, E. Manoni, G. Mantovani^{a,b}, V. Mariani^{a,b}, M. Menichelli^a, A. Rossi, A. Santocchia^{a,b},
D. Spiga^a

^a INFN Sezione di Perugia, Perugia, Italy

^b Università di Perugia, Perugia, Italy

K. Androsov^a, P. Azzurri^{a,13}, G. Bagliesi^a, J. Bernardini^a, T. Boccali^a, L. Borrello, R. Castaldi^a,
M.A. Ciocci^{a,b}, R. Dell'Orso^a, G. Fedi^a, L. Giannini^{a,c}, A. Giassi^a, M.T. Grippo^{a,27}, F. Ligabue^{a,c},
T. Lomtadze^a, E. Manca^{a,c}, G. Mandorli^{a,c}, L. Martini^{a,b}, A. Messineo^{a,b}, F. Palla^a, A. Rizzi^{a,b},
A. Savoy-Navarro^{a,29}, P. Spagnolo^a, R. Tenchini^a, G. Tonelli^{a,b}, A. Venturi^a, P.G. Verdini^a

^a INFN Sezione di Pisa, Pisa, Italy

^b Università di Pisa, Pisa, Italy

^c Scuola Normale Superiore di Pisa, Pisa, Italy

L. Barone^{a,b}, F. Cavallari^a, M. Cipriani^{a,b}, N. Daci^a, D. Del Re^{a,b,13}, M. Diemoz^a, S. Gelli^{a,b}, E. Longo^{a,b},
F. Margaroli^{a,b}, B. Marzocchi^{a,b}, P. Meridiani^a, G. Organtini^{a,b}, R. Paramatti^{a,b}, F. Preiato^{a,b},
S. Rahatlou^{a,b}, C. Rovelli^a, F. Santanastasio^{a,b}

^a INFN Sezione di Roma, Rome, Italy

^b Sapienza Università di Roma, Rome, Italy

N. Amapane^{a,b}, R. Arcidiacono^{a,c}, S. Argiro^{a,b}, M. Arneodo^{a,c}, N. Bartosik^a, R. Bellan^{a,b}, C. Biino^a,
N. Cartiglia^a, F. Cenna^{a,b}, M. Costa^{a,b}, R. Covarelli^{a,b}, A. Degano^{a,b}, N. Demaria^a, B. Kiani^{a,b},
C. Mariotti^a, S. Maselli^a, E. Migliore^{a,b}, V. Monaco^{a,b}, E. Monteil^{a,b}, M. Monteno^a, M.M. Obertino^{a,b},
L. Pacher^{a,b}, N. Pastrone^a, M. Pelliccioni^a, G.L. Pinna Angioni^{a,b}, F. Ravera^{a,b}, A. Romero^{a,b}, M. Ruspa^{a,c},
R. Sacchi^{a,b}, K. Shchelina^{a,b}, V. Sola^a, A. Solano^{a,b}, A. Staiano^a, P. Traczyk^{a,b}

^a INFN Sezione di Torino, Torino, Italy

^b Università di Torino, Torino, Italy

^c Università del Piemonte Orientale, Novara, Italy

S. Belforte^a, M. Casarsa^a, F. Cossutti^a, G. Della Ricca^{a,b}, A. Zanetti^a

^a INFN Sezione di Trieste, Trieste, Italy

^b Università di Trieste, Trieste, Italy

D.H. Kim, G.N. Kim, M.S. Kim, J. Lee, S. Lee, S.W. Lee, C.S. Moon, Y.D. Oh, S. Sekmen, D.C. Son, Y.C. Yang

Kyungpook National University, Daegu, Republic of Korea

A. Lee

Chonbuk National University, Jeonju, Republic of Korea

H. Kim, D.H. Moon, G. Oh

Chonnam National University, Institute for Universe and Elementary Particles, Kwangju, Republic of Korea

J.A. Brochero Cifuentes, J. Goh, T.J. Kim

Hanyang University, Seoul, Republic of Korea

S. Cho, S. Choi, Y. Go, D. Gyun, S. Ha, B. Hong, Y. Jo, Y. Kim, K. Lee, K.S. Lee, S. Lee, J. Lim, S.K. Park,
Y. Roh

Korea University, Seoul, Republic of Korea

J. Almond, J. Kim, J.S. Kim, H. Lee, K. Lee, K. Nam, S.B. Oh, B.C. Radburn-Smith, S.h. Seo, U.K. Yang, H.D. Yoo, G.B. Yu

Seoul National University, Seoul, Republic of Korea

M. Choi, H. Kim, J.H. Kim, J.S.H. Lee, I.C. Park, G. Ryu

University of Seoul, Seoul, Republic of Korea

Y. Choi, C. Hwang, J. Lee, I. Yu

Sungkyunkwan University, Suwon, Republic of Korea

V. Dudenas, A. Juodagalvis, J. Vaitkus

Vilnius University, Vilnius, Lithuania

I. Ahmed, Z.A. Ibrahim, M.A.B. Md Ali³⁰, F. Mohamad Idris³¹, W.A.T. Wan Abdullah, M.N. Yusli, Z. Zolkapli

National Centre for Particle Physics, Universiti Malaya, Kuala Lumpur, Malaysia

H. Castilla-Valdez, E. De La Cruz-Burelo, I. Heredia-De La Cruz³², R. Lopez-Fernandez, J. Mejia Guisao, A. Sanchez-Hernandez

Centro de Investigacion y de Estudios Avanzados del IPN, Mexico City, Mexico

S. Carrillo Moreno, C. Oropeza Barrera, F. Vazquez Valencia

Universidad Iberoamericana, Mexico City, Mexico

I. Pedraza, H.A. Salazar Ibarquen, C. Uribe Estrada

Benemerita Universidad Autonoma de Puebla, Puebla, Mexico

A. Morelos Pineda

Universidad Autónoma de San Luis Potosí, San Luis Potosí, Mexico

D. Krofcheck

University of Auckland, Auckland, New Zealand

P.H. Butler

University of Canterbury, Christchurch, New Zealand

A. Ahmad, M. Ahmad, Q. Hassan, H.R. Hoorani, A. Saddique, M.A. Shah, M. Shoaib, M. Waqas

National Centre for Physics, Quaid-I-Azam University, Islamabad, Pakistan

H. Bialkowska, M. Bluj, B. Boimska, T. Frueboes, M. Górski, M. Kazana, K. Nawrocki, K. Romanowska-Rybinska, M. Szleper, P. Zalewski

National Centre for Nuclear Research, Swierk, Poland

K. Bunkowski, A. Byszuk³³, K. Doroba, A. Kalinowski, M. Konecki, J. Krolikowski, M. Misiura, M. Olszewski, A. Pyskir, M. Walczak

Institute of Experimental Physics, Faculty of Physics, University of Warsaw, Warsaw, Poland

P. Bargassa, C. Beirão Da Cruz E Silva, B. Calpas, A. Di Francesco, P. Faccioli, M. Gallinaro, J. Hollar, N. Leonardo, L. Lloret Iglesias, M.V. Nemallapudi, J. Seixas, O. Toldaiev, D. Vadrucchio, J. Varela

Laboratório de Instrumentação e Física Experimental de Partículas, Lisboa, Portugal

S. Afanasiev, P. Bunin, M. Gavrilenko, I. Golutvin, I. Gorbunov, A. Kamenev, V. Karjavin, A. Lanev, A. Malakhov, V. Matveev^{34,35}, V. Palichik, V. Perelygin, S. Shmatov, S. Shulha, N. Skatchkov, V. Smirnov, N. Voytishin, A. Zarubin

Joint Institute for Nuclear Research, Dubna, Russia

Y. Ivanov, V. Kim³⁶, E. Kuznetsova³⁷, P. Levchenko, V. Murzin, V. Oreshkin, I. Smirnov, V. Sulimov, L. Uvarov, S. Vavilov, A. Vorobyev

Petersburg Nuclear Physics Institute, Gatchina (St. Petersburg), Russia

Yu. Andreev, A. Dermenev, S. Gninenko, N. Golubev, A. Karneyeu, M. Kirsanov, N. Krasnikov, A. Pashenkov, D. Tlisov, A. Toropin

Institute for Nuclear Research, Moscow, Russia

V. Epshteyn, V. Gavrilov, N. Lychkovskaya, V. Popov, I. Pozdnyakov, G. Safronov, A. Spiridonov, A. Stepanov, M. Toms, E. Vlasov, A. Zhokin

Institute for Theoretical and Experimental Physics, Moscow, Russia

T. Aushev, A. Bylinkin³⁵

Moscow Institute of Physics and Technology, Moscow, Russia

M. Chadeeva³⁸, O. Markin, P. Parygin, D. Philippov, S. Polikarpov, V. Rusinov

National Research Nuclear University 'Moscow Engineering Physics Institute' (MEPhI), Moscow, Russia

V. Andreev, M. Azarkin³⁵, I. Dremin³⁵, M. Kirakosyan³⁵, A. Terkulov

P.N. Lebedev Physical Institute, Moscow, Russia

A. Baskakov, A. Belyaev, E. Boos, M. Dubinin³⁹, L. Dudko, A. Ershov, A. Gribushin, V. Klyukhin, O. Kodolova, I. Lokhtin, I. Miagkov, S. Obraztsov, S. Petrushanko, V. Savrin, A. Snigirev

Skobeltsyn Institute of Nuclear Physics, Lomonosov Moscow State University, Moscow, Russia

V. Blinov⁴⁰, Y. Skovpen⁴⁰, D. Shtol⁴⁰

Novosibirsk State University (NSU), Novosibirsk, Russia

I. Azhgirey, I. Bayshev, S. Bitioukov, D. Elumakhov, V. Kachanov, A. Kalinin, D. Konstantinov, V. Krychkin, V. Petrov, R. Ryutin, A. Sobol, S. Troshin, N. Tyurin, A. Uzunian, A. Volkov

State Research Center of Russian Federation, Institute for High Energy Physics, Protvino, Russia

P. Adzic⁴¹, P. Cirkovic, D. Devetak, M. Dordevic, J. Milosevic, V. Rekovic

University of Belgrade, Faculty of Physics and Vinca Institute of Nuclear Sciences, Belgrade, Serbia

J. Alcaraz Maestre, M. Barrio Luna, M. Cerrada, N. Colino, B. De La Cruz, A. Delgado Peris, A. Escalante Del Valle, C. Fernandez Bedoya, J.P. Fernández Ramos, J. Flix, M.C. Fouz, P. Garcia-Abia, O. Gonzalez Lopez, S. Goy Lopez, J.M. Hernandez, M.I. Josa, A. Pérez-Calero Yzquierdo, J. Puerta Pelayo, A. Quintario Olmeda, I. Redondo, L. Romero, M.S. Soares, A. Álvarez Fernández

Centro de Investigaciones Energéticas Medioambientales y Tecnológicas (CIEMAT), Madrid, Spain

C. Albajar, J.F. de Trocóniz, M. Missiroli, D. Moran

Universidad Autónoma de Madrid, Madrid, Spain

J. Cuevas, C. Erice, J. Fernandez Menendez, I. Gonzalez Caballero, J.R. González Fernández, E. Palencia Cortezon, S. Sanchez Cruz, I. Suárez Andrés, P. Vischia, J.M. Vizán García

Universidad de Oviedo, Oviedo, Spain

I.J. Cabrillo, A. Calderon, B. Chazin Quero, E. Curras, M. Fernandez, J. Garcia-Ferrero, G. Gomez, A. Lopez Virto, J. Marco, C. Martinez Rivero, P. Martinez Ruiz del Arbol, F. Matorras, J. Piedra Gomez, T. Rodrigo, A. Ruiz-Jimeno, L. Scodellaro, N. Trevisani, I. Vila, R. Vilar Cortabitarte

Instituto de Física de Cantabria (IFCA), CSIC-Universidad de Cantabria, Santander, Spain

D. Abbaneo, E. Auffray, P. Baillon, A.H. Ball, D. Barney, M. Bianco, P. Bloch, A. Bocci, C. Botta, T. Camporesi, R. Castello, M. Cepeda, G. Cerminara, E. Chapon, Y. Chen, D. d'Enterria, A. Dabrowski, V. Daponte, A. David, M. De Gruttola, A. De Roeck, E. Di Marco⁴², M. Dobson, B. Dorney, T. du Pree, M. Dünser, N. Dupont, A. Elliott-Peisert, P. Everaerts, G. Franzoni, J. Fulcher, W. Funk, D. Gigi, K. Gill, F. Glege, D. Gulhan, S. Gundacker, M. Guthoff, P. Harris, J. Hegeman, V. Innocente, P. Janot, O. Karacheban¹⁶, J. Kieseler, H. Kirschenmann, V. Knünz, A. Kornmayer¹³, M.J. Kortelainen, M. Krammer¹, C. Lange, P. Lecoq, C. Lourenço, M.T. Lucchini, L. Malgeri, M. Mannelli, A. Martelli, F. Meijers, J.A. Merlin, S. Mersi, E. Meschi, P. Milenovic⁴³, F. Moortgat, M. Mulders, H. Neugebauer, S. Orfanelli, L. Orsini, L. Pape, E. Perez, M. Peruzzi, A. Petrilli, G. Petrucciani, A. Pfeiffer, M. Pierini, A. Racz, T. Reis, G. Rolandi⁴⁴, M. Rovere, H. Sakulin, C. Schäfer, C. Schwick, M. Seidel, M. Selvaggi, A. Sharma, P. Silva, P. Sphicas⁴⁵, J. Steggemann, M. Stoye, M. Tosi, D. Treille, A. Triossi, A. Tsiros, V. Veckalns⁴⁶, G.I. Veres¹⁸, M. Verweij, N. Wardle, W.D. Zeuner

CERN, European Organization for Nuclear Research, Geneva, Switzerland

W. Bertl[†], L. Caminada⁴⁷, K. Deiters, W. Erdmann, R. Horisberger, Q. Ingram, H.C. Kaestli, D. Kotlinski, U. Langenegger, T. Rohe, S.A. Wiederkehr

Paul Scherrer Institut, Villigen, Switzerland

F. Bachmair, L. Bäni, P. Berger, L. Bianchini, B. Casal, G. Dissertori, M. Dittmar, M. Donegà, C. Grab, C. Heidegger, D. Hits, J. Hoss, G. Kasieczka, T. Klijnsma, W. Lustermann, B. Mangano, M. Marionneau, M.T. Meinhard, D. Meister, F. Micheli, P. Musella, F. Nessi-Tedaldi, F. Pandolfi, J. Pata, F. Pauss, G. Perrin, L. Perrozzi, M. Quittnat, M. Schönenberger, L. Shchutska, V.R. Tavolaro, K. Theofilatos, M.L. Vesterbacka Olsson, R. Wallny, A. Zagozdinska³³, D.H. Zhu

ETH Zurich – Institute for Particle Physics and Astrophysics (IPA), Zurich, Switzerland

T.K. Aarrestad, C. AMSler⁴⁸, M.F. Canelli, A. De Cosa, S. Donato, C. Galloni, T. Hreus, B. Kilminster, J. Ngadiuba, D. Pinna, G. Rauco, P. Robmann, D. Salerno, C. Seitz, A. Zucchetta

Universität Zürich, Zurich, Switzerland

V. Candelise, T.H. Doan, Sh. Jain, R. Khurana, C.M. Kuo, W. Lin, A. Pozdnyakov, S.S. Yu

National Central University, Chung-Li, Taiwan

Arun Kumar, P. Chang, Y. Chao, K.F. Chen, P.H. Chen, F. Fiori, W.-S. Hou, Y. Hsiung, Y.F. Liu, R.-S. Lu, M. Miñano Moya, E. Paganis, A. Psallidas, J.f. Tsai

National Taiwan University (NTU), Taipei, Taiwan

B. Asavapibhop, K. Kovitangoon, G. Singh, N. Srimanobhas

Chulalongkorn University, Faculty of Science, Department of Physics, Bangkok, Thailand

A. Adiguzel⁴⁹, F. Boran, S. Cerci⁵⁰, S. Damarseckin, Z.S. Demiroglu, C. Dozen, I. Dumanoglu, S. Girgis, G. Gokbulut, Y. Guler, I. Hos⁵¹, E.E. Kangal⁵², O. Kara, A. Kayis Topaksu, U. Kiminsu, M. Oglakci, G. Onengut⁵³, K. Ozdemir⁵⁴, D. Sunar Cerci⁵⁰, H. Topakli⁵⁵, S. Turkcapar, I.S. Zorbakir, C. Zorbilmez

Çukurova University, Physics Department, Science and Art Faculty, Adana, Turkey

B. Bilin, G. Karapinar⁵⁶, K. Ocalan⁵⁷, M. Yalvac, M. Zeyrek

Middle East Technical University, Physics Department, Ankara, Turkey

E. Gülmez, M. Kaya⁵⁸, O. Kaya⁵⁹, S. Tekten, E.A. Yetkin⁶⁰

Bogazici University, Istanbul, Turkey

M.N. Agaras, S. Atay, A. Cakir, K. Cankocak

Istanbul Technical University, Istanbul, Turkey

B. Grynyov

Institute for Scintillation Materials of National Academy of Science of Ukraine, Kharkov, Ukraine

L. Levchuk, P. Sorokin

National Scientific Center, Kharkov Institute of Physics and Technology, Kharkov, Ukraine

R. Aggleton, F. Ball, L. Beck, J.J. Brooke, D. Burns, E. Clement, D. Cussans, O. Davignon, H. Flacher, J. Goldstein, M. Grimes, G.P. Heath, H.F. Heath, J. Jacob, L. Kreczko, C. Lucas, D.M. Newbold⁶¹, S. Paramesvaran, A. Poll, T. Sakuma, S. Seif El Nasr-storey, D. Smith, V.J. Smith

University of Bristol, Bristol, United Kingdom

K.W. Bell, A. Belyaev⁶², C. Brew, R.M. Brown, L. Calligaris, D. Cieri, D.J.A. Cockerill, J.A. Coughlan, K. Harder, S. Harper, E. Olaiya, D. Petyt, C.H. Shepherd-Themistocleous, A. Thea, I.R. Tomalin, T. Williams

Rutherford Appleton Laboratory, Didcot, United Kingdom

R. Bainbridge, S. Breeze, O. Buchmuller, A. Bundock, S. Casasso, M. Citron, D. Colling, L. Corpe, P. Dauncey, G. Davies, A. De Wit, M. Della Negra, R. Di Maria, A. Elwood, Y. Haddad, G. Hall, G. Iles, T. James, R. Lane, C. Laner, L. Lyons, A.-M. Magnan, S. Malik, L. Mastrolorenzo, T. Matsushita, J. Nash, A. Nikitenko⁶, V. Palladino, M. Pesaresi, D.M. Raymond, A. Richards, A. Rose, E. Scott, C. Seez, A. Shtipliyski, S. Summers, A. Tapper, K. Uchida, M. Vazquez Acosta⁶³, T. Virdee¹³, D. Winterbottom, J. Wright, S.C. Zenz

Imperial College, London, United Kingdom

J.E. Cole, P.R. Hobson, A. Khan, P. Kyberd, I.D. Reid, P. Symonds, L. Teodorescu, M. Turner

Brunel University, Uxbridge, United Kingdom

A. Borzou, K. Call, J. Dittmann, K. Hatakeyama, H. Liu, N. Pastika, C. Smith

Baylor University, Waco, USA

R. Bartek, A. Dominguez

Catholic University of America, Washington DC, USA

A. Buccilli, S.I. Cooper, C. Henderson, P. Rumerio, C. West

The University of Alabama, Tuscaloosa, USA

D. Arcaro, A. Avetisyan, T. Bose, D. Gastler, D. Rankin, C. Richardson, J. Rohlf, L. Sulak, D. Zou

Boston University, Boston, USA

G. Benelli, D. Cutts, A. Garabedian, J. Hakala, U. Heintz, J.M. Hogan, K.H.M. Kwok, E. Laird, G. Landsberg, Z. Mao, M. Narain, J. Pazzini, S. Piperov, S. Sagir, R. Syarif, D. Yu

Brown University, Providence, USA

R. Band, C. Brainerd, D. Burns, M. Calderon De La Barca Sanchez, M. Chertok, J. Conway, R. Conway, P.T. Cox, R. Erbacher, C. Flores, G. Funk, M. Gardner, W. Ko, R. Lander, C. Mclean, M. Mulhearn, D. Pellett, J. Pilot, S. Shalhout, M. Shi, J. Smith, M. Squires, D. Stolp, K. Tos, M. Tripathi, Z. Wang

University of California, Davis, Davis, USA

M. Bachtis, C. Bravo, R. Cousins, A. Dasgupta, A. Florent, J. Hauser, M. Ignatenko, N. Mccoll, D. Saltzberg, C. Schnaible, V. Valuev

University of California, Los Angeles, USA

E. Bouvier, K. Burt, R. Clare, J. Ellison, J.W. Gary, S.M.A. Ghiasi Shirazi, G. Hanson, J. Heilman, P. Jandir, E. Kennedy, F. Lacroix, O.R. Long, M. Olmedo Negrete, M.I. Paneva, A. Shrinivas, W. Si, L. Wang, H. Wei, S. Wimpenny, B.R. Yates

University of California, Riverside, Riverside, USA

J.G. Branson, S. Cittolin, M. Derdzinski, R. Gerosa, B. Hashemi, A. Holzner, D. Klein, G. Kole, V. Krutelyov, J. Letts, I. Macneill, M. Masciovecchio, D. Olivito, S. Padhi, M. Pieri, M. Sani, V. Sharma, S. Simon, M. Tadel, A. Vartak, S. Wasserbaech⁶⁴, J. Wood, F. Würthwein, A. Yagil, G. Zevi Della Porta

University of California, San Diego, La Jolla, USA

N. Amin, R. Bhandari, J. Bradmiller-Feld, C. Campagnari, A. Dishaw, V. Dutta, M. Franco Sevilla, C. George, F. Golf, L. Gouskos, J. Gran, R. Heller, J. Incandela, S.D. Mullin, A. Ovcharova, H. Qu, J. Richman, D. Stuart, I. Suarez, J. Yoo

University of California, Santa Barbara – Department of Physics, Santa Barbara, USA

D. Anderson, J. Bendavid, A. Bornheim, J.M. Lawhorn, H.B. Newman, T. Nguyen, C. Pena, M. Spiropulu, J.R. Vlimant, S. Xie, Z. Zhang, R.Y. Zhu

California Institute of Technology, Pasadena, USA

M.B. Andrews, T. Ferguson, T. Mudholkar, M. Paulini, J. Russ, M. Sun, H. Vogel, I. Vorobiev, M. Weinberg

Carnegie Mellon University, Pittsburgh, USA

J.P. Cumalat, W.T. Ford, F. Jensen, A. Johnson, M. Krohn, S. Leontsinis, T. Mulholland, K. Stenson, S.R. Wagner

University of Colorado Boulder, Boulder, USA

J. Alexander, J. Chaves, J. Chu, S. Dittmer, K. Mcdermott, N. Mirman, J.R. Patterson, A. Rinkevicius, A. Ryd, L. Skinnari, L. Soffi, S.M. Tan, Z. Tao, J. Thom, J. Tucker, P. Wittich, M. Zientek

Cornell University, Ithaca, USA

S. Abdullin, M. Albrow, G. Apollinari, A. Apresyan, A. Apyan, S. Banerjee, L.A.T. Bauerdick, A. Beretvas, J. Berryhill, P.C. Bhat, G. Bolla, K. Burkett, J.N. Butler, A. Canepa, G.B. Cerati, H.W.K. Cheung, F. Chlebana, M. Cremonesi, J. Duarte, V.D. Elvira, J. Freeman, Z. Gecse, E. Gottschalk, L. Gray, D. Green, S. Grünendahl, O. Gutsche, R.M. Harris, S. Hasegawa, J. Hirschauer, Z. Hu, B. Jayatilaka, S. Jindariani, M. Johnson, U. Joshi, B. Klima, B. Kreis, S. Lammel, D. Lincoln, R. Lipton, M. Liu, T. Liu, R. Lopes De Sá, J. Lykken, K. Maeshima, N. Magini, J.M. Marraffino, S. Maruyama, D. Mason, P. McBride, P. Merkel, S. Mrenna, S. Nahn, V. O'Dell, K. Pedro, O. Prokofyev, G. Rakness, L. Ristori, B. Schneider, E. Sexton-Kennedy, A. Soha, W.J. Spalding, L. Spiegel, S. Stoynev, J. Strait, N. Strobbe, L. Taylor, S. Tkaczyk, N.V. Tran, L. Uplegger, E.W. Vaandering, C. Vernieri, M. Verzocchi, R. Vidal, M. Wang, H.A. Weber, A. Whitbeck

Fermi National Accelerator Laboratory, Batavia, USA

D. Acosta, P. Avery, P. Bortignon, D. Bourilkov, A. Brinkerhoff, A. Carnes, M. Carver, D. Curry, S. Das, R.D. Field, I.K. Furic, J. Konigsberg, A. Korytov, K. Kotov, P. Ma, K. Matchev, H. Mei, G. Mitselmakher, D. Rank, D. Sperka, N. Terentyev, L. Thomas, J. Wang, S. Wang, J. Yelton

University of Florida, Gainesville, USA

Y.R. Joshi, S. Linn, P. Markowitz, G. Martinez, J.L. Rodriguez

Florida International University, Miami, USA

A. Ackert, T. Adams, A. Askew, S. Hagopian, V. Hagopian, K.F. Johnson, T. Kolberg, T. Perry, H. Prosper, A. Saha, A. Santra, R. Yohay

Florida State University, Tallahassee, USA

M.M. Baarmand, V. Bhopatkar, S. Colafranceschi, M. Hohlmann, D. Noonan, T. Roy, F. Yumiceva

Florida Institute of Technology, Melbourne, USA

M.R. Adams, L. Apanasevich, D. Berry, R.R. Betts, R. Cavanaugh, X. Chen, O. Evdokimov, C.E. Gerber, D.A. Hangal, D.J. Hofman, K. Jung, J. Kamin, I.D. Sandoval Gonzalez, M.B. Tonjes, H. Trauger, N. Varelas, H. Wang, Z. Wu, J. Zhang

University of Illinois at Chicago (UIC), Chicago, USA

B. Bilki⁶⁵, W. Clarida, K. Dilsiz⁶⁶, S. Durgut, R.P. Gandrajula, M. Haytmyradov, V. Khristenko, J.-P. Merlo, H. Mermerkaya⁶⁷, A. Mestvirishvili, A. Moeller, J. Nachtman, H. Ogul⁶⁸, Y. Onel, F. Ozok⁶⁹, A. Penzo, C. Snyder, E. Tiras, J. Wetzel, K. Yi

The University of Iowa, Iowa City, USA

B. Blumenfeld, A. Cocoros, N. Eminizer, D. Fehling, L. Feng, A.V. Gritsan, P. Maksimovic, J. Roskes, U. Sarica, M. Swartz, M. Xiao, C. You

Johns Hopkins University, Baltimore, USA

A. Al-bataineh, P. Baringer, A. Bean, S. Boren, J. Bowen, J. Castle, S. Khalil, A. Kropivnitskaya, D. Majumder, W. Mcbrayer, M. Murray, C. Royon, S. Sanders, E. Schmitz, R. Stringer, J.D. Tapia Takaki, Q. Wang

The University of Kansas, Lawrence, USA

A. Ivanov, K. Kaadze, Y. Maravin, A. Mohammadi, L.K. Saini, N. Skhirtladze, S. Toda

Kansas State University, Manhattan, USA

F. Rebassoo, D. Wright

Lawrence Livermore National Laboratory, Livermore, USA

C. Anelli, A. Baden, O. Baron, A. Belloni, B. Calvert, S.C. Eno, C. Ferraioli, N.J. Hadley, S. Jabeen, G.Y. Jeng, R.G. Kellogg, J. Kunkle, A.C. Mignerey, F. Ricci-Tam, Y.H. Shin, A. Skuja, S.C. Tonwar

University of Maryland, College Park, USA

D. Abercrombie, B. Allen, V. Azzolini, R. Barbieri, A. Baty, R. Bi, S. Brandt, W. Busza, I.A. Cali, M. D'Alfonso, Z. Demiragli, G. Gomez Ceballos, M. Goncharov, D. Hsu, Y. Iiyama, G.M. Innocenti, M. Klute, D. Kovalskyi, Y.S. Lai, Y.-J. Lee, A. Levin, P.D. Luckey, B. Maier, A.C. Marini, C. McGinn, C. Mironov, S. Narayanan, X. Niu, C. Paus, C. Roland, G. Roland, J. Salfeld-Nebgen, G.S.F. Stephans, K. Tatar, D. Velicanu, J. Wang, T.W. Wang, B. Wyslouch

Massachusetts Institute of Technology, Cambridge, USA

A.C. Benvenuti, R.M. Chatterjee, A. Evans, P. Hansen, S. Kalafut, Y. Kubota, Z. Lesko, J. Mans, S. Nourbakhsh, N. Ruckstuhl, R. Rusack, J. Turkewitz

University of Minnesota, Minneapolis, USA

J.G. Acosta, S. Oliveros

University of Mississippi, Oxford, USA

E. Avdeeva, K. Bloom, D.R. Claes, C. Fangmeier, R. Gonzalez Suarez, R. Kamalieddin, I. Kravchenko, J. Monroy, J.E. Siado, G.R. Snow, B. Stieger

University of Nebraska-Lincoln, Lincoln, USA

M. Alyari, J. Dolen, A. Godshalk, C. Harrington, I. Iashvili, D. Nguyen, A. Parker, S. Rappoccio, B. Roozbahani

State University of New York at Buffalo, Buffalo, USA

G. Alverson, E. Barberis, A. Hortiangtham, A. Massironi, D.M. Morse, D. Nash, T. Orimoto, R. Teixeira De Lima, D. Trocino, R.-J. Wang, D. Wood

Northeastern University, Boston, USA

S. Bhattacharya, O. Charaf, K.A. Hahn, N. Mucia, N. Odell, B. Pollack, M.H. Schmitt, K. Sung, M. Trovato, M. Velasco

Northwestern University, Evanston, USA

N. Dev, M. Hildreth, K. Hurtado Anampa, C. Jessop, D.J. Karmgard, N. Kellams, K. Lannon, N. Loukas, N. Marinelli, F. Meng, C. Mueller, Y. Musienko³⁴, M. Planer, A. Reinsvold, R. Ruchti, G. Smith, S. Taroni, M. Wayne, M. Wolf, A. Woodard

University of Notre Dame, Notre Dame, USA

J. Alimena, L. Antonelli, B. Bylsma, L.S. Durkin, S. Flowers, B. Francis, A. Hart, C. Hill, W. Ji, B. Liu, W. Luo, D. Puigh, B.L. Winer, H.W. Wulsin

The Ohio State University, Columbus, USA

A. Benaglia, S. Cooperstein, O. Driga, P. Elmer, J. Hardenbrook, P. Hebda, S. Higginbotham, D. Lange, J. Luo, D. Marlow, K. Mei, I. Ojalvo, J. Olsen, C. Palmer, P. Piroué, D. Stickland, C. Tully

Princeton University, Princeton, USA

S. Malik, S. Norberg

University of Puerto Rico, Mayaguez, USA

A. Barker, V.E. Barnes, S. Folgueras, L. Gutay, M.K. Jha, M. Jones, A.W. Jung, A. Khatiwada, D.H. Miller, N. Neumeister, C.C. Peng, J.F. Schulte, J. Sun, F. Wang, W. Xie

Purdue University, West Lafayette, USA

T. Cheng, N. Parashar, J. Stupak

Purdue University Northwest, Hammond, USA

A. Adair, B. Akgun, Z. Chen, K.M. Ecklund, F.J.M. Geurts, M. Guilbaud, W. Li, B. Michlin, M. Northup, B.P. Padley, J. Roberts, J. Rorie, Z. Tu, J. Zabel

Rice University, Houston, USA

A. Bodek, P. de Barbaro, R. Demina, Y.t. Duh, T. Ferbel, M. Galanti, A. Garcia-Bellido, J. Han, O. Hindrichs, A. Khukhunaishvili, K.H. Lo, P. Tan, M. Verzetti

University of Rochester, Rochester, USA

R. Ciesielski, K. Goulios, C. Mesropian

The Rockefeller University, New York, USA

A. Agapitos, J.P. Chou, Y. Gershtein, T.A. Gómez Espinosa, E. Halkiadakis, M. Heindl, E. Hughes, S. Kaplan, R. Kunnawalkam Elayavalli, S. Kyriacou, A. Lath, R. Montalvo, K. Nash, M. Osherson, H. Saka, S. Salur, S. Schnetzer, D. Sheffield, S. Somalwar, R. Stone, S. Thomas, P. Thomassen, M. Walker

Rutgers, The State University of New Jersey, Piscataway, USA

A.G. Delannoy, M. Foerster, J. Heideman, G. Riley, K. Rose, S. Spanier, K. Thapa

University of Tennessee, Knoxville, USA

O. Bouhali⁷⁰, A. Castaneda Hernandez⁷⁰, A. Celik, M. Dalchenko, M. De Mattia, A. Delgado, S. Dildick, R. Eusebi, J. Gilmore, T. Huang, T. Kamon⁷¹, R. Mueller, Y. Pakhotin, R. Patel, A. Perloff, L. Perniè, D. Rathjens, A. Safonov, A. Tatarinov, K.A. Ulmer

Texas A&M University, College Station, USA

N. Akchurin, J. Damgov, F. De Guio, P.R. Duderov, J. Faulkner, E. Gurpinar, S. Kunori, K. Lamichhane, S.W. Lee, T. Libeiro, T. Peltola, S. Undleeb, I. Volobouev, Z. Wang

Texas Tech University, Lubbock, USA

S. Greene, A. Gurrola, R. Janjam, W. Johns, C. Maguire, A. Melo, H. Ni, P. Sheldon, S. Tuo, J. Velkovska, Q. Xu

Vanderbilt University, Nashville, USA

M.W. Arenton, P. Barria, B. Cox, R. Hirosky, A. Ledovskoy, H. Li, C. Neu, T. Sinthuprasith, X. Sun, Y. Wang, E. Wolfe, F. Xia

University of Virginia, Charlottesville, USA

C. Clarke, R. Harr, P.E. Karchin, J. Sturdy, S. Zaleski

Wayne State University, Detroit, USA

J. Buchanan, C. Caillol, S. Dasu, L. Dodd, S. Duric, B. Gomber, M. Grothe, M. Herndon, A. Hervé, U. Hussain, P. Klabbers, A. Lanaro, A. Levine, K. Long, R. Loveless, G.A. Pierro, G. Polese, T. Ruggles, A. Savin, N. Smith, W.H. Smith, D. Taylor, N. Woods

University of Wisconsin – Madison, Madison, WI, USA

† Deceased.

¹ Also at Vienna University of Technology, Vienna, Austria.

² Also at State Key Laboratory of Nuclear Physics and Technology, Peking University, Beijing, China.

³ Also at Universidade Estadual de Campinas, Campinas, Brazil.

⁴ Also at Universidade Federal de Pelotas, Pelotas, Brazil.

⁵ Also at Université Libre de Bruxelles, Bruxelles, Belgium.

⁶ Also at Institute for Theoretical and Experimental Physics, Moscow, Russia.

⁷ Also at Joint Institute for Nuclear Research, Dubna, Russia.

⁸ Now at Cairo University, Cairo, Egypt.

⁹ Also at Zewail City of Science and Technology, Zewail, Egypt.

¹⁰ Also at Université de Haute Alsace, Mulhouse, France.

¹¹ Also at Skobeltsyn Institute of Nuclear Physics, Lomonosov Moscow State University, Moscow, Russia.

¹² Also at Tbilisi State University, Tbilisi, Georgia.

¹³ Also at CERN, European Organization for Nuclear Research, Geneva, Switzerland.

¹⁴ Also at RWTH Aachen University, III. Physikalisches Institut A, Aachen, Germany.

¹⁵ Also at University of Hamburg, Hamburg, Germany.

¹⁶ Also at Brandenburg University of Technology, Cottbus, Germany.

¹⁷ Also at Institute of Nuclear Research ATOMKI, Debrecen, Hungary.

¹⁸ Also at MTA-ELTE Lendület CMS Particle and Nuclear Physics Group, Eötvös Loránd University, Budapest, Hungary.

¹⁹ Also at Institute of Physics, University of Debrecen, Debrecen, Hungary.

²⁰ Also at Indian Institute of Technology Bhubaneswar, Bhubaneswar, India.

²¹ Also at Institute of Physics, Bhubaneswar, India.

²² Also at University of Visva-Bharati, Santiniketan, India.

²³ Also at University of Ruhuna, Matara, Sri Lanka.

²⁴ Also at Isfahan University of Technology, Isfahan, Iran.

²⁵ Also at Yazd University, Yazd, Iran.

²⁶ Also at Plasma Physics Research Center, Science and Research Branch, Islamic Azad University, Tehran, Iran.

²⁷ Also at Università degli Studi di Siena, Siena, Italy.

²⁸ Also at INFN Sezione di Milano-Bicocca; Università di Milano-Bicocca, Milano, Italy.

²⁹ Also at Purdue University, West Lafayette, USA.

³⁰ Also at International Islamic University of Malaysia, Kuala Lumpur, Malaysia.

- ³¹ Also at Malaysian Nuclear Agency, MOSTI, Kajang, Malaysia.
- ³² Also at Consejo Nacional de Ciencia y Tecnología, Mexico city, Mexico.
- ³³ Also at Warsaw University of Technology, Institute of Electronic Systems, Warsaw, Poland.
- ³⁴ Also at Institute for Nuclear Research, Moscow, Russia.
- ³⁵ Now at National Research Nuclear University 'Moscow Engineering Physics Institute' (MEPhI), Moscow, Russia.
- ³⁶ Also at St. Petersburg State Polytechnical University, St. Petersburg, Russia.
- ³⁷ Also at University of Florida, Gainesville, USA.
- ³⁸ Also at P.N. Lebedev Physical Institute, Moscow, Russia.
- ³⁹ Also at California Institute of Technology, Pasadena, USA.
- ⁴⁰ Also at Budker Institute of Nuclear Physics, Novosibirsk, Russia.
- ⁴¹ Also at Faculty of Physics, University of Belgrade, Belgrade, Serbia.
- ⁴² Also at INFN Sezione di Roma; Sapienza Università di Roma, Rome, Italy.
- ⁴³ Also at University of Belgrade, Faculty of Physics and Vinca Institute of Nuclear Sciences, Belgrade, Serbia.
- ⁴⁴ Also at Scuola Normale e Sezione dell'INFN, Pisa, Italy.
- ⁴⁵ Also at National and Kapodistrian University of Athens, Athens, Greece.
- ⁴⁶ Also at Riga Technical University, Riga, Latvia.
- ⁴⁷ Also at Universität Zürich, Zurich, Switzerland.
- ⁴⁸ Also at Stefan Meyer Institute for Subatomic Physics (SMI), Vienna, Austria.
- ⁴⁹ Also at Istanbul University, Faculty of Science, Istanbul, Turkey.
- ⁵⁰ Also at Adiyaman University, Adiyaman, Turkey.
- ⁵¹ Also at Istanbul Aydin University, Istanbul, Turkey.
- ⁵² Also at Mersin University, Mersin, Turkey.
- ⁵³ Also at Cag University, Mersin, Turkey.
- ⁵⁴ Also at Piri Reis University, Istanbul, Turkey.
- ⁵⁵ Also at Gaziosmanpasa University, Tokat, Turkey.
- ⁵⁶ Also at Izmir Institute of Technology, Izmir, Turkey.
- ⁵⁷ Also at Necmettin Erbakan University, Konya, Turkey.
- ⁵⁸ Also at Marmara University, Istanbul, Turkey.
- ⁵⁹ Also at Kafkas University, Kars, Turkey.
- ⁶⁰ Also at Istanbul Bilgi University, Istanbul, Turkey.
- ⁶¹ Also at Rutherford Appleton Laboratory, Didcot, United Kingdom.
- ⁶² Also at School of Physics and Astronomy, University of Southampton, Southampton, United Kingdom.
- ⁶³ Also at Instituto de Astrofísica de Canarias, La Laguna, Spain.
- ⁶⁴ Also at Utah Valley University, Orem, USA.
- ⁶⁵ Also at Beykent University, Istanbul, Turkey.
- ⁶⁶ Also at Bingol University, Bingol, Turkey.
- ⁶⁷ Also at Erzincan University, Erzincan, Turkey.
- ⁶⁸ Also at Sinop University, Sinop, Turkey.
- ⁶⁹ Also at Mimar Sinan University, Istanbul, Istanbul, Turkey.
- ⁷⁰ Also at Texas A&M University at Qatar, Doha, Qatar.
- ⁷¹ Also at Kyungpook National University, Daegu, Korea.