

On the search for the electric dipole moment of strange and charm baryons at LHC

F.J. Botella¹, L.M. Garcia Martin¹, D. Marangotto², F. Martinez Vidal^{1†},
A. Merli², N. Neri^{2‡}, A. Oyanguren¹, J. Ruiz Vidal¹

¹ *Instituto de Física Corpuscular (IFIC), Universitat de València-CSIC, Valencia, Spain*

² *INFN Sezione di Milano and Università di Milano, Milano, Italy*

Abstract

Permanent electric dipole moments (EDMs) of fundamental particles provide powerful probes for physics beyond the Standard Model. We propose to search for the EDM of strange and charm baryons at LHC, extending the ongoing experimental program on the neutron, muon, atoms, molecules and light nuclei. The EDM of strange Λ baryons, selected from weak decays of charm baryons produced in pp collisions at LHC, can be determined by studying the spin precession in the magnetic field of the detector tracking system. A test of CPT symmetry can be performed by measuring the magnetic dipole moment of Λ and $\bar{\Lambda}$ baryons. For short-lived Λ_c^+ and Ξ_c^+ baryons, to be produced in a fixed-target experiment using the 7 TeV LHC beam and channeled in a bent crystal, the spin precession is induced by the intense electromagnetic field between crystal atomic planes. The experimental layout based on the LHCb detector and the expected sensitivities in the coming years are discussed.

December 21, 2016

[†]Corresponding author: fernando.martinez.vidal@cern.ch

[‡]Corresponding author: nicola.neri@cern.ch

1 Introduction

The experimental searches for the electric dipole moment (EDM) of fundamental particles provide powerful probes for physics beyond the Standard Model (SM). The existence of permanent EDMs requires the violation of parity (P) and time reversal (T) symmetries and thus, relying on the validity of the CPT theorem, the violation of CP symmetry. Since EDM searches started in the fifties [1,2], there has been an intense experimental program, leading to limits on the EDM of leptons [3–5], neutron [6], heavy atoms [7], proton (indirect from ^{199}Hg) [8], and Λ baryon [9]. New experiments are ongoing and others are planned, including those based on storage rings for muon [10,11], proton and light nuclei [12–14]. Comprehensive reviews on EDM experiments can be found in Refs. [15–21].

The amount of CP violation in the weak interactions of quarks is not sufficient to explain the observed imbalance between matter and antimatter in the Universe. The SM Lagrangian of strong interactions contains a CP -violating term proportional to the QCD vacuum angle θ ; however, no CP violation has been observed in the strong interactions. A stringent upper bound, $\theta \lesssim 10^{-10}$, is derived from the experimental limit on the EDM of the neutron, $< 3.0 \times 10^{-26} e \text{ cm}$ (90% C.L.) [6]. This degree of tuning in the value of θ is known as the “strong CP ” problem. Several solutions have been proposed, among which is the Peccei-Quinn mechanism [22–24] that predicts the axion as a candidate for dark matter.

EDM searches of fundamental particles rely on the measurement of the spin precession angle induced by the interaction with the electromagnetic field. For unstable particles this is challenging since the precession has to take place before the decay. A solution to this problem requires large samples of high energy polarized particles traversing an intense electromagnetic field.

In this work, we discuss the unique possibility to search for the EDM of the strange Λ baryon and of the charm Λ_c^+ and Ξ_c^+ baryons at LHC. Using the experimental upper limit of the neutron EDM, the absolute value of the Λ EDM is predicted to be $< 4.4 \times 10^{-26} e \text{ cm}$ [25–28], while the indirect constraints on the charm EDM are weaker, $\lesssim 4.4 \times 10^{-17} e \text{ cm}$ [29]. Any experimental observation of an EDM would indicate a new source of CP violation from physics beyond the SM. The EDM of the long-lived Λ baryon was measured to be $< 1.5 \times 10^{-16} e \text{ cm}$ (95% C.L.) in a fixed-target experiment at Fermilab [9]. No experimental measurements exist for short-lived charm baryons since negligibly small spin precession would be induced by magnetic fields used in current particle detectors.

By studying the spin precession of polarized Λ baryons, originated from weak charm baryon decays, it is possible to extract the EDM. We show that an improvement of the present limit of about two orders of magnitude is within reach of the LHCb experiment. The measurement of the magnetic dipole moment (MDM) of Λ and $\bar{\Lambda}$ baryons would allow a test of CPT symmetry at per mille level. A similar test has been performed for the proton [30], electron [31], and muon [32], and a new experiment for the proton is planned [33].

We propose to search for the EDM of short-lived charm baryons produced by interaction of the 7 TeV LHC proton beam on a fixed target and channeled in a bent crystal in front

of the LHCb detector. A sizeable spin precession angle for the short-lived Λ_c^+ and Ξ_c^+ baryons would be possible by exploiting the intense electromagnetic field between crystal atomic planes. The charm baryon decays can be reconstructed using the LHCb detector. From one month dedicated runs, sensitivities at the level of 10^{-17} e cm can be reached. This research would extend the physics program of the proposed experiment [34, 35] for the measurement of charm baryon MDMs.

2 EDM experiment concept

The magnetic and electric dipole moment of a spin-1/2 particle is given (in Gaussian units) by $\boldsymbol{\mu} = g\mu_B\mathbf{s}/2$ and $\boldsymbol{\delta} = d\mu_B\mathbf{s}/2$, respectively, where \mathbf{s} is the spin-polarization vector¹ and $\mu_B = e\hbar/(2mc)$ is the particle magneton, with m its mass. The g and d dimensionless factors are also referred to as the gyromagnetic and gyroelectric ratios. The interaction of magnetic and electric dipole moments with external electromagnetic fields causes the change of the particle spin direction. The experimental setup to measure this effect relies on three main elements: i) a source of polarized particles whose direction and polarization degree are known; ii) an intense electromagnetic field able to induce a sizable spin precession angle during the lifetime of the particle; iii) the detector to measure the final polarization vector by analysing the angular distribution of the particle decays.

2.1 Λ and $\bar{\Lambda}$ case

A large amount of Λ baryons is produced directly from the LHC pp collisions via strong interactions. The initial polarization direction is perpendicular to the production plane, defined by the proton beam and Λ momentum directions, due to parity conservation. The level of polarization increases with the transverse momentum with respect to the beam direction. Thus a significant initial polarization could be achieved by selecting events within specific kinematic regions [36].

In contrast, weak decays of heavy baryons (charm and beauty), mostly produced in the forward/backward directions at LHC, can induce large longitudinal polarization due to parity violation. For example, the decay of unpolarized Λ_c^+ baryons to the $\Lambda\pi^+$ final state [37], produces Λ baryons with longitudinal polarization $\approx -90\%$, being the decay asymmetry parameter $\alpha_{\Lambda\pi^+} = -0.91 \pm 0.15$ [38]. Another example is the $\Lambda_b^0 \rightarrow \Lambda J/\psi$ decay where Λ baryons are produced almost 100% longitudinally polarized [39, 40].

The spin-polarization vector \mathbf{s} of an ensemble of Λ baryons can be analysed through the angular distribution of the $\Lambda \rightarrow p\pi^-$ decay [41, 42],

$$\frac{dN}{d\Omega'} \propto 1 + \alpha\mathbf{s} \cdot \hat{\mathbf{k}}, \quad (1)$$

where $\alpha = 0.642 \pm 0.013$ [38] is the decay asymmetry parameter. The CP invariance in the Λ decay implies $\alpha = -\bar{\alpha}$, where $\bar{\alpha}$ is the decay parameter of the charge-conjugate decay. The unit vector $\hat{\mathbf{k}} = (\sin\theta' \cos\phi', \sin\theta' \sin\phi', \cos\theta')$ indicates the momentum direction of the proton in the Λ helicity frame, with $\Omega' = (\theta', \phi')$ the corresponding solid angle, as illustrated in (Left) Fig. 1. We can consider the Λ momentum either in the heavy hadron helicity frame, S_H , shown in (Center) Fig. 1, or in the laboratory frame, S_L , defined in

¹The spin-polarization vector is defined such as $\mathbf{s} = 2\langle\mathbf{S}\rangle/\hbar$, where \mathbf{S} is the spin operator.

(Right) Fig. 1. This offers two possible options for the Λ helicity frame, as seen from the S_H or the S_L frames and referred to as S_A or S_{AL} , respectively, the latter sketched in (Left) Fig. 1.

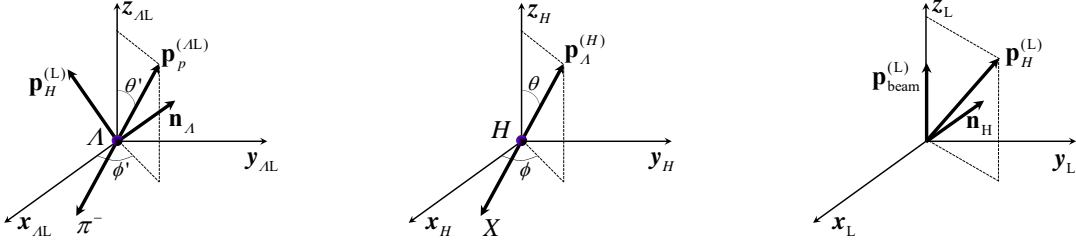


Figure 1: (Left) Λ helicity frame (S_{AL}), (Center) heavy baryon (S_H), and (Right) laboratory frame (S_L). The Λ and proton angles, (θ', ϕ') and (θ, ϕ) are defined in the S_{AL} and the S_H frames, respectively. The z axis in S_{AL} is defined by the Λ momentum in S_L , and the x axis is along the normal to the Λ production plane, defined by the Λ and H momenta in S_L frame. The z axis in S_H is given by the heavy hadron momentum in S_L , and the x axis is parallel to the normal to its production plane. The proton beam momentum is taken along the z axis and the vertical direction by the y axis in the S_L frame.

The dynamics of the spin vector in presence of external electromagnetic fields is given by the T-BMT equation [43–45] (see Appendix A). For a neutral particle in a magnetic field \mathbf{B} in the laboratory with negligible field gradient effects, the general solution as a function of the Λ flight length l is described in Sec. A.1. For the particular case of Λ and H baryons flying along the z axis in S_L frame, an initial longitudinal polarization s_0 , *i.e.* $\mathbf{s}_0 = (0, 0, s_0)$, and $\mathbf{B} = (0, B_y, 0)$, the solution is

$$\mathbf{s} = \begin{cases} s_x = -s_0 \sin \Phi \\ s_y = -s_0 \frac{d\beta}{g} \sin \Phi \\ s_z = s_0 \cos \Phi \end{cases}, \quad \text{where } \Phi = \frac{D_y \mu_B}{\beta \hbar c} \sqrt{d^2 \beta^2 + g^2} \approx \frac{g D_y \mu_B}{\beta \hbar c}, \quad (2)$$

with $D_y \equiv D_y(l) = \int_0^l B_y dl'$ the integrated magnetic field along the Λ flight path. The polarization vector precesses in the xz plane, normal to the magnetic field, with the precession angle Φ proportional to the gyromagnetic factor of the particle. The presence of an EDM introduces a non-zero s_y component perpendicular to the precession plane of the MDM, otherwise not present. At LHCb, with a tracking dipole magnet providing an integrated field $D_y \approx \pm 4$ Tm [46], the maximum precession angle for particles traversing the entire magnetic field region yields $\Phi_{\max} \approx \pm \pi/4$, and allows to achieve about 70% of the maximum s_y component. Moreover, a test of CPT symmetry can be performed by comparing the g and $-\bar{g}$ factors for Λ and $\bar{\Lambda}$ baryons, respectively, which precess in opposite directions as g and d change sign from particle to antiparticle.

Contrarily to the past fixed-target EDM experiments where the momentum direction in the laboratory frame was fixed and perpendicular to the magnetic field [9, 47], in this case the Λ momentum varies being the particle produced from heavy baryon decays. As a consequence, the polarization vector is not fixed to be perpendicular to the magnetic field and the signature of the EDM becomes the variation of the s_y component of the polarization vector before and after the magnetic field. To avoid the dilution introduced by

the rotation of the Λ production plane, the change of the polarization has to be determined separately for ensembles of Λ baryons with similar initial polarization, selected according to the kinematics of the decay. In particular, the projection of the Λ trajectory in the xy plane in S_L at the z position of the H production vertex can be used to select events with similar polarization, as discussed in Sec. A.1.2.

2.2 Λ_c^+ and Ξ_c^+ case

The Λ_c^+ and the Ξ_c^+ baryon EDM can be extracted by measuring the precession of the polarization vector of channeled particles in a bent crystal. There, a positively-charged particle channeled between atomic planes moves along a curved path under the action of the intense electric field between crystal planes. In the instantaneous rest frame of the particle the electromagnetic field causes the spin rotation. The signature of the EDM is a polarization component perpendicular to the initial baryon momentum and polarization vector, otherwise not present, similarly to the case of the Λ baryon.

The phenomenon of spin precession of positively-charged particles channeled in a bent crystal was firstly observed by the E761 collaboration that measured the MDM of the strange Σ^+ baryon [48]. The possibility to measure the MDM of short-lived charm baryons using channeling in bent crystals, in the momentum range of hundreds of GeV/ c , is discussed in Ref. [49, 50]. The feasibility of the measurement at LHC energies is studied in Ref. [34] and offers clear advantages with respect to lower beam energies since the estimated number of produced charm baryons that are channeled into the crystal is proportional to $\gamma^{3/2}$ where γ is the Lorentz factor of the particles.

Charm baryons produced by interaction of protons on a fixed target, *e.g.* tungsten target, are polarized perpendicularly to the production plane due to parity conservation in strong interactions [51]. The production plane xz , shown in (Left) Fig. 2, is determined by the proton and the charm baryon momenta; the latter defines the z axis. The initial polarization vector $\mathbf{s}_0 = (0, s_0, 0)$ is perpendicular to the production plane, along the y axis. To induce spin rotation the crystal is bent in the yz plane.

The intense electric field \mathbf{E} between the crystal planes which deflects positively-charged particles, transforms into a strong electromagnetic field $\mathbf{E}^* \approx \gamma\mathbf{E}$, $\mathbf{B}^* \approx -\gamma\boldsymbol{\beta} \times \mathbf{E}/c$ in the particle rest frame and induces the spin precession, as it is described in detail in Refs. [52, 53] and illustrated in (Right) Fig. 2. The crystal bending angle is defined as $\theta_C = L/\rho_0$, where L is the circular arc of the crystal and ρ_0 the curvature radius. The precession angle Φ is defined as the angle between the polarization vector and the y axis, as shown in (Right) Fig. 2. In the limit of large boost with Lorentz factor $\gamma \gg 1$, the precession angle in the yz plane induced by the MDM is [54]

$$\Phi \approx \frac{g-2}{2}\gamma\theta_C, \quad (3)$$

where g is the gyromagnetic factor.

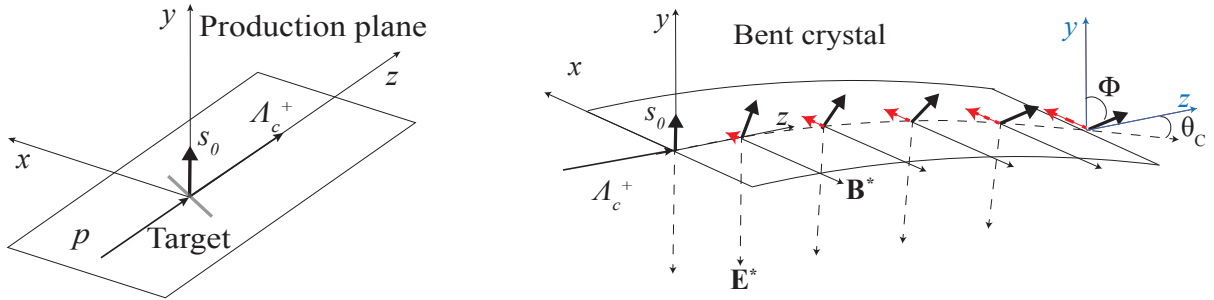


Figure 2: (Left) Production plane of the Λ_c^+ baryon defined by the proton and the Λ_c^+ momenta. The initial polarization vector \mathbf{s}_0 is perpendicular to the production plane, along the y axis, due to parity conservation in strong interactions. (Right) Deflection of the baryon trajectory and spin precession in the yz and xy plane induced by the MDM and the EDM, respectively. The red (dashed) arrows indicate the (magnified) s_x spin component proportional to the particle EDM. Φ is the MDM precession angle and θ_C is the crystal bending angle.

In presence of a non-zero EDM, the spin precession is no longer confined to the yz plane, originating a s_x component proportional to the particle EDM represented by the red (dashed) arrows in (Right) Fig. 2. The integration of the equation of motion in presence of EDM is described in Appendix A, as well as the approximations used to solve the equations analytically. The polarization vector, after channeling through the crystal is

$$\mathbf{s} = \begin{cases} s_x \approx s_0 \frac{d}{g-2} (\cos \Phi - 1) \\ s_y \approx s_0 \cos \Phi \\ s_z \approx s_0 \sin \Phi \end{cases}, \quad (4)$$

where Φ is given by Eq. (3). The polarization can be determined, as in the case of the Λ EDM described in Sec. 2.1, by studying the angular distribution of the final state particles. The angular distribution for non-channeled particles allows to determine the initial polarization along the y axis, which compared to the final polarization allows to extract the gyromagnetic and gyroelectric factors. The same method applies to both Λ_c^+ and Ξ_c^+ baryons.

For Λ_c^+ decaying to two-body final states such as pK^{*0} , $\Delta^{++}\pi^-$, $\Lambda(1520)\pi^+$ and $\Lambda\pi^+$, the angular distribution is described by Eq. (1), where α is a parity violating coefficient depending on the final state, $\hat{\mathbf{k}}$ the direction of the final state baryon in the Λ_c^+ helicity frame, and \mathbf{s} the Λ_c^+ polarization vector. In the case of the $\Lambda_c^+ \rightarrow \Lambda\pi^-$ decay, the α parameter is measured to be $\alpha_{\Lambda\pi^-} = -0.91 \pm 0.15$ [38]. For other Λ_c^+ decays no measurements are available but an effective α parameter can be calculated from a Dalitz plot analysis of $\Lambda_c^+ \rightarrow pK^-\pi^+$ decays [55], as discussed in Appendix B and summarized in Table 4. Eventually, a Dalitz plot analysis would provide the ultimate sensitivity to the EDM measurement. The initial polarization s_0 of Λ_c^+ particles produced from the interaction of 7 TeV protons on a fixed target has not been measured. However, a measurement of Λ_c^+ polarization from 40-70 MeV/c neutron on carbon target gives $s_0 = 0.5 \pm 0.2$ [56], and a measurement from interaction of 230 MeV/c π^- on copper target yields $s_0 = -0.65_{-0.18}^{+0.22}$ [57].

3 Sensitivity studies

3.1 Λ and $\bar{\Lambda}$ case

To identify the most copious Λ production channels from heavy baryons, we consider decays containing only charged particles in the final state, with at least one originated from the heavy baryon decay vertex. No other long-living particles besides the Λ baryon, except an intermediate Ξ^- baryon decaying into the $\Lambda\pi^-$ final state, are considered. These conditions are required to reconstruct the production and the decay vertex of the Λ particle and eventually exploit this information in the event reconstruction. The number of Λ particles produced can be estimated as

$$N_\Lambda = 2\mathcal{L}\sigma_{q\bar{q}}f(q \rightarrow H)\mathcal{B}(H \rightarrow \Lambda X')\mathcal{B}(\Lambda \rightarrow p\pi^-)\mathcal{B}(X' \rightarrow \text{charged}), \quad (5)$$

where \mathcal{L} is the total integrated luminosity, $\sigma_{q\bar{q}}$ ($q = c, b$) are the heavy quark production cross sections from pp collisions at $\sqrt{s} = 13$ TeV [58–61], and f is the fragmentation fraction into the heavy baryon H [62–65]. All branching fractions \mathcal{B} are taken from Ref. [38], and where they are given relative to other decays all the known decay modes are assumed to sum the total width. In Table 1 the dominant production channels and the estimated yields are summarised. Overall, there are about 1.5×10^{11} Λ baryons per fb^{-1} produced directly from heavy baryon decays (referred hereafter as short-lived, or SL events), and 3.8×10^{11} from charm baryons decaying through an intermediate Ξ^- particle (long-lived, or LL events). The yield of Λ baryons experimentally available can then be evaluated as $N_\Lambda^{\text{reco}} = \epsilon_{\text{geo}}\epsilon_{\text{trigger}}\epsilon_{\text{reco}}N_\Lambda$, where ϵ_{geo} , $\epsilon_{\text{trigger}}$ and ϵ_{reco} are the geometric, trigger and reconstruction efficiencies of the detector system.

Table 1: Dominant Λ production mechanisms from heavy baryon decays and estimated yields produced per fb^{-1} at $\sqrt{s} = 13$ TeV, shown separately for SL and LL topologies. The Λ baryons from Ξ^- decays, produced promptly in the pp collisions, are given in terms of the unmeasured production cross section.

SL events	$N_\Lambda/\text{fb}^{-1} (\times 10^{10})$	LL events, $\Xi^- \rightarrow \Lambda\pi^-$	$N_\Lambda/\text{fb}^{-1} (\times 10^{10})$
$\Xi_c^0 \rightarrow \Lambda K^- \pi^+$	7.7	$\Xi_c^0 \rightarrow \Xi^- \pi^+ \pi^+ \pi^-$	23.6
$\Lambda_c^+ \rightarrow \Lambda \pi^+ \pi^+ \pi^-$	3.3	$\Xi_c^0 \rightarrow \Xi^- \pi^+$	7.1
$\Xi_c^+ \rightarrow \Lambda K^- \pi^+ \pi^+$	2.0	$\Xi_c^+ \rightarrow \Xi^- \pi^+ \pi^+$	6.1
$\Lambda_c^+ \rightarrow \Lambda \pi^+$	1.3	$\Lambda_c^+ \rightarrow \Xi^- K^+ \pi^+$	0.6
$\Xi_c^0 \rightarrow \Lambda K^+ K^-$ (no ϕ)	0.2	$\Xi_c^0 \rightarrow \Xi^- K^+$	0.2
$\Xi_c^0 \rightarrow \Lambda \phi (K^+ K^-)$	0.1	Prompt Ξ^-	$0.13 \times \sigma_{pp \rightarrow \Xi^-} [\mu\text{b}]$

The geometric efficiency for SL topology has been estimated using a Monte Carlo simulation of pp collisions at $\sqrt{s} = 13$ TeV and the decay of heavy hadrons, using Pythia [66] and EvtGen [67] standalone toolkits, together with a simplified geometrical model of the LHCb detector [46]. Tracking devices upstream of the dipole magnet (Vertex Locator and Tracker Turicensis) and downstream the magnet (T stations) are modelled to have rectangular shape. The height and width of the tracking layers along the beam axis are determined by the detector angular acceptance, between 10 mrad and 250 mrad

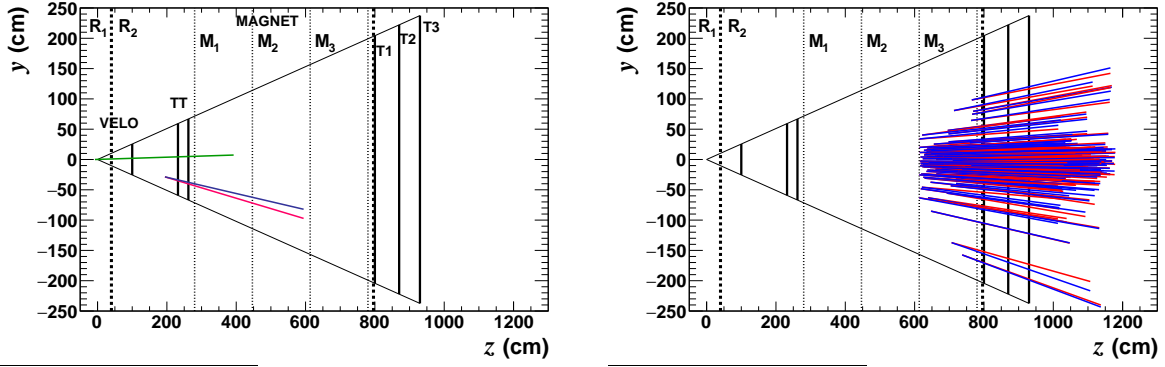


Figure 3: (Left) Sketch of the simplified geometry of the LHCb tracking system in the yz plane. The crosswise lines represent the angular acceptance. The tracking layers and the limits of the R_1 and R_2 regions are shown as solid and dotted thick lines, respectively. The magnet is divided in three regions by thin dotted lines. A simulated $\Lambda_c^+ \rightarrow \Lambda(p\pi^-)\pi^+$ decay with corresponding π^+ (green), π^- (blue) and p (red) tracks is overlaid. (Right) Decay products from Λ baryons decaying in the last region of the magnet, M_3 .

(300 mrad) in the vertical (horizontal) direction, as illustrated in (Left) Fig. 3. Particle trajectories are approximated by straight lines defined by the momentum directions.

Table 2 summarizes the geometric efficiencies for Λ baryons decaying in different regions of the detector volume, for three different SL topologies. Region R_1 is defined such that the z position of the Λ decay vertex is in the range [0-40] cm from the collision point and the decay products are within the detector acceptance. Events in the R_2 region have a Λ decay z position in the range [40-800] cm. Charged particles produced together with the Λ baryon are required to be within the VELO and T1-T3, or the VELO and TT acceptances, to insure a precise reconstruction of the Λ origin vertex. Events in the R_1 region provide the measurement of the initial Λ polarization vector; events in the R_2 region allow to determine the polarization as a function of the Λ decay length in the magnetic field region. Among the latter, Λ baryons decaying towards the end of the magnet (M_3 region in Table 2) provide most of the sensitivity to the EDM and MDM. These events are sketched in (Right) Fig. 3. The total geometric efficiency for R_1 and R_2 regions is about 16%, with small differences among SL topologies, and about 2.4×10^{10} Λ baryons per fb^{-1} can be reconstructed.

Table 2: Geometric efficiencies (in %) for Λ baryons decaying in different regions of the LHCb detector, for several charm baryon decays produced at $\sqrt{s} = 13$ TeV.

Region	R_1	R_2	M_1	M_2	M_3
Λ decay vertex z position (cm)	[0-40]	[40-800]	[280-450]	[450-610]	[610-780]
$\Lambda_c^+ \rightarrow \Lambda\pi^+\pi^+\pi^-$	4.7	10.5	1.3	0.7	0.3
$\Xi_c^0 \rightarrow \Lambda K^-\pi^+$	5.2	12.2	1.7	1.0	0.6
$\Xi_c^+ \rightarrow \Lambda K^-\pi^+\pi^+$	5.3	11.9	1.6	0.9	0.4

To assess the EDM sensitivity, pseudo-experiments have been generated using a simplified detector geometry that includes an approximate LHCb magnetic field mapping [46,68].

The angular distribution and spin dynamics have been simulated using Eq. (1) and the general solution as a function of the Λ flight length described in Sec. A.1, respectively. For this study initial polarization vector $\mathbf{s}_0 = (0, 0, s_0)$, with s_0 varying between 20% and 100%, and factors $g = -1.458$ [38] and $d = 0$, were used. Each generated sample was adjusted using an unbinned maximum likelihood fitting method with d , g and \mathbf{s}_0 (or $\alpha\mathbf{s}_0$) as free parameters. The d -factor uncertainty scales with the number of events $N_{\Lambda}^{\text{reco}}$ and the initial longitudinal polarization s_0 as $\sigma_d \propto 1/(s_0\sqrt{N_{\Lambda}^{\text{reco}}})$. The sensitivity saturates at large values of s_0 , as shown in (Left) Fig. 4, and it partially relaxes the requirements on the initial polarizations. Similarly, (Right) Fig. 4 shows the expected sensitivity on the EDM as a function of the integrated luminosity, summing together SL and LL events, assuming global trigger and reconstruction efficiency $\epsilon_{\text{trigger}}\epsilon_{\text{reco}}$ of 1% (improved LHCb software-based trigger and tracking for the upgrade detector [69, 70]) and 0.2% (current detector [46]), where the efficiency estimates are based on a educated guess. An equivalent sensitivity is obtained for the gyromagnetic factor. Therefore, with 8 fb^{-1} a sensitivity $\sigma_d \approx 1.5 \times 10^{-3}$ could be achieved (current detector), to be compared to the present limit, 1.7×10^{-2} [9]. With 50 fb^{-1} (upgraded detector) the sensitivity on the gyroelectric factor can reach $\approx 3 \times 10^{-4}$.

The reconstruction of long-lived Λ baryons decaying inside and after the magnet represents a challenge for the LHCb experiment, introducing significant backgrounds and a limited resolution on the measurement of the Λ momentum and decay point. Events can be reconstructed by exploiting the kinematics of exclusive decays and the determination of the production and the decay vertex of the Λ . According to simulation studies even with relatively poor resolutions, the EDM and MDM measurements do not degrade significantly.

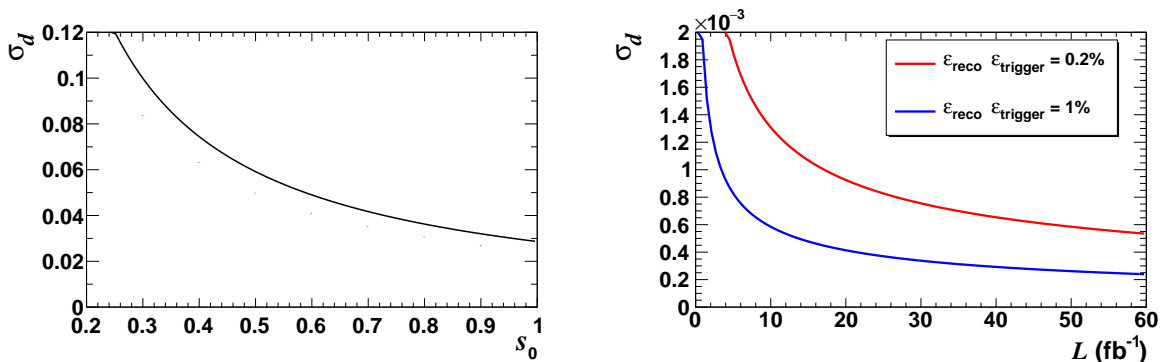


Figure 4: (Left) Dependence of the d uncertainty with the initial polarization for $N_{\Lambda}^{\text{reco}} = 10^6$ events, and (Right) as a function of the integrated luminosity assuming reconstruction efficiency of 0.2% and 1%.

3.2 Λ_c^+ and Ξ_c^+ case

We propose to search for charm baryon EDMs in a dedicated fixed-target experiment at the LHC to be installed in front of the LHCb detector, as close as possible to the VELO detector. The target should be attached to the crystal to maximize the yield of short-lived charm baryons to be channeled. The rate of Λ_c^+ baryons produced with 7 TeV protons on

a fixed target can be estimated as

$$\frac{dN_{\Lambda_c^+}}{dt} = \frac{F}{A} \sigma(pp \rightarrow \Lambda_c^+ X) N_T, \quad (6)$$

where F is the proton rate, A the beam transverse area, N_T the number of target nucleons, and $\sigma(pp \rightarrow \Lambda_c^+ X)$ is the cross-section for Λ_c^+ production in pp interactions at $\sqrt{s} = 114.6$ GeV center-of-mass energy. The number of target nucleons is $N_T = N_A \rho A T A_N / A_T$, where N_A is the Avogadro number, ρ (T) is the target density (thickness), and A_T (A_N) is the atomic mass (atomic mass number). The rate of Λ_c^+ particles channeled in the bent crystal and reconstructed in the LHCb detector is estimated as

$$\frac{dN_{\Lambda_c^+}^{\text{reco}}}{dt} = \frac{dN_{\Lambda_c^+}}{dt} \mathcal{B}(\Lambda_c^+ \rightarrow f) \varepsilon_{\text{CH}} \varepsilon_{\text{DF}}(\Lambda_c^+) \varepsilon_{\text{det}} \quad (7)$$

where each quantity and the corresponding estimated value is defined in Table 3. A

Table 3: Definitions and estimated values of the relevant quantities for charm baryon EDM and MDM sensitivity studies, for a tungsten (W) target.

Definition	Quantity	Value	Unit
Proton flux on target	F	5×10^8	proton/s
Avogadro number	N_A	6.022×10^{23}	atoms/mol
Target density (W)	ρ	19.25	g/cm ³
Target thickness	T	0.5	cm
Atomic mass (W)	A_T	183.84	g/mol
Atomic mass number (W)	A_N	183.84	
pp cross-section to Λ_c^+	$\sigma(pp \rightarrow \Lambda_c^+ X)$	18.2	μb
Branching fraction [38]	$\mathcal{B}(\Lambda_c^+ \rightarrow \Delta^{++} K^-)$	1.09%	
	$\mathcal{B}(\Lambda_c^+ \rightarrow \Lambda(p\pi^-)\pi^+)$	0.83%	
Λ_c^+ boost	γ	10^3	
Crystal length	L	10	cm
Crystal radius	ρ_0	10	m
Channeling efficiency	ε_{CH}	10^{-3}	
Decay flight efficiency	$\varepsilon_{\text{DF}}(\Lambda_c^+)$	19%	
	$\varepsilon_{\text{DF}}(\Xi_c^+)$	47%	
Detector efficiency	$\varepsilon_{\text{det}}(\Lambda_c^+ \rightarrow pK^-\pi^+)$	5.4%	
	$\varepsilon_{\text{det}}(\Lambda_c^+ \rightarrow \Lambda(p\pi^-)\pi^+)$	10^{-3}	
Λ_c^+ polarization	s_0	0.6	
α parameter	$\alpha_{\Lambda\pi^+}$	-0.91	
	$\alpha_{\Delta^{++}K^-}$	-0.67	
MDM anomaly	$(g-2)/2$	0.3	

6.5 TeV proton beam was extracted from the LHC beam halo by channeling protons in bent crystals [71]. A beam with intensity of 5×10^8 proton/s, to be directed on a fixed target, is attainable with this technique [72]. An alternative experimental setup

to be considered is a target-crystal system positioned in the vacuum pipe of the LHC where collisions with protons of the beam halo can be reached at comparable rates. Both solutions should be studied very accurately to be compliant with machine protection and safety requirements. Recent results from the UA9 collaboration [71], relative to crystal collimation tests, demonstrated that a similar setup is technically viable and can be installed successfully in the LHC. Fixed-target collision events can be recorded in short dedicated runs or in parallel to the pp data taking, if the background caused by the insertion of a fixed target in the beam halo is negligible with respect to pp collisions. Both solutions have to be studied in detail using ad-hoc simulations.

The Λ_c^+ cross section can be estimated from the total charm production cross section measured by the PHENIX experiment in proton-proton collisions at $\sqrt{s} = 200$ GeV [73], $\sigma_{c\bar{c}} = (567 \pm 57_{\text{stat.}} \pm 193_{\text{syst.}}) \mu\text{b}$, rescaled to $\sqrt{s} = 114.6$ GeV assuming a linear dependence on \sqrt{s} . By applying the Λ_c^+ fragmentation function used in Ref. [73], $\sigma_{\Lambda_c^+}/\sigma_{c\bar{c}} \approx 5.6\%$, compatible with theoretical predictions [74], the Λ_c^+ cross section is $\sigma_{\Lambda_c^+} \approx 18.2 \mu\text{b}$.

The channeling efficiency in silicon crystals, including both channeling angular acceptance and dechanneling effects, is estimated to be $\varepsilon_{\text{CH}} \approx 10^{-3}$ [75], while the fraction of Λ_c^+ baryons decaying after the crystal is $\varepsilon_{\text{DF}}(\Lambda_c^+) \approx 19\%$, for $\gamma = 1000$ and 10 cm crystal length. The geometrical acceptance for $\Lambda_c^+ \rightarrow pK^-\pi^+$ decaying into the LHCb detector is $\varepsilon_{\text{geo}} \approx 25\%$ according to simulation studies. For Λ_c^+ to Λ decays, *e.g.* $\Lambda_c^+ \rightarrow \Lambda(p\pi^-\pi^+$, the geometrical efficiency is reduced by about a factor 50 since most Λ baryons decay after the detector tracking volume. The LHCb software-based trigger for the upgrade detector [69] is expected to have efficiency for charm hadrons comparable to the current high level trigger [46], *i.e.* $\varepsilon_{\text{trigger}} \approx 80\%$. A specific trigger scheme for the fixed-target experiment can be adopted to enhance the trigger efficiency for Λ_c^+ decays close to 100%. For example, a trigger based on the energy loss in a instrumented silicon crystal was used in the E761 experiment to enhance the rate of reconstructed channeled Σ^+ baryons [48]. The tracking efficiency is estimated to be 70% per track, leading to an efficiency $\varepsilon_{\text{track}} \approx 34\%$ for a Λ_c^+ decay with three charged particles. The detector reconstruction efficiency, $\varepsilon_{\text{det}} = \varepsilon_{\text{geo}}\varepsilon_{\text{trigger}}\varepsilon_{\text{track}}$, is estimated to be

$$\begin{aligned} \varepsilon_{\text{det}}(pK^-\pi^+) &\approx 5.4 \times 10^{-2} && \text{for } \Lambda_c^+ \rightarrow pK^-\pi^+, \\ \varepsilon_{\text{det}}(\Lambda\pi^+) &\approx 1.0 \times 10^{-3} && \text{for } \Lambda_c^+ \rightarrow \Lambda(p\pi^-\pi^+. \end{aligned} \quad (8)$$

The initial Λ_c^+ polarization will be eventually measured using non-channeled Λ_c^+ particles. Few Λ_c^+ decay asymmetry parameters are known, the only one relevant for our experiment is that associated to $\Lambda_c^+ \rightarrow \Lambda(p\pi^-\pi^+$, $\alpha_{\Lambda\pi^+} = -0.91 \pm 0.15$ [38]. Asymmetry parameters for different Λ_c^+ decays can be measured precisely at LHCb in the future. At present, they can be computed from existing $\Lambda_c^+ \rightarrow pK^-\pi^+$ amplitude analysis results [55] (see Appendix B), yielding $\alpha_{\Delta^{++}K^-} = -0.67 \pm 0.30$ for the $\Lambda_c^+ \rightarrow \Delta^{++}K^-$ decay.

For the sensitivity studies we assume $s_0 = 0.6$ and $(g - 2)/2 = 0.3$, according to experimental results and available theoretical predictions, respectively, quoted in Ref. [50]. The $g - 2$ and d values can be derived from Eq. (4) as

$$g - 2 \approx \frac{2}{\gamma\theta_C} \arccos\left(\frac{A_y}{\alpha s_0}\right) \approx \frac{2}{\gamma\theta_C} \arcsin\left(\frac{A_z}{\alpha s_0}\right), \quad (9)$$

$$d \approx \frac{(g - 2)A_x}{\alpha s_0 [\cos\Phi - 1]}, \quad (10)$$

where the quantity $A_{x,y,z} = \alpha s_{x,y,z}$ is measured from a fit to the angular distribution of the decay products. The main contribution to the statistical uncertainty on g and d , in the limit $\gamma \gg 1$, can be estimated as

$$\sigma_g \approx \frac{2}{\alpha s_0 \gamma \theta_C} \frac{1}{\sqrt{N_{\Lambda_c^+}^{\text{reco}}}}, \quad (11)$$

$$\sigma_d \approx \frac{g-2}{\alpha s_0 [\cos \Phi - 1]} \frac{1}{\sqrt{N_{\Lambda_c^+}^{\text{reco}}}}, \quad (12)$$

where $N_{\Lambda_c^+}^{\text{reco}}$ is the number of channeled and reconstructed Λ_c^+ , as given in Eq. (7), and $\Phi \approx 3$ rad is the precession angle defined in Eq. (3) estimated using the quantities reported in Table 3. The estimate assumes negligibly small uncertainties on θ_C , γ and the initial Λ_c^+ polarization, s_0 , the latter to be measured with large samples of non-channeled Λ_c^+ decays.

Given the estimated quantities reported in Table 3, we obtain

$$\begin{aligned} \frac{dN_{\Lambda_c^+}^{\text{reco}}}{dt} &\approx 5.9 \times 10^{-3} \text{ s}^{-1} = 21.2 \text{ h}^{-1} && \text{for } \Lambda_c^+ \rightarrow \Delta^{++} K^-, \\ \frac{dN_{\Lambda_c^+}^{\text{reco}}}{dt} &\approx 8.3 \times 10^{-5} \text{ s}^{-1} = 0.3 \text{ h}^{-1} && \text{for } \Lambda_c^+ \rightarrow \Lambda(p\pi^-)\pi^+. \end{aligned} \quad (13)$$

For reaching a sensitivity of $\sigma_d = 0.01$, corresponding to a Λ_c^+ EDM of $\delta = 2.1 \times 10^{-17} e \text{ cm}$, we need, inverting Eq. (12), $5.6 \times 10^3 \Lambda_c^+ \rightarrow \Delta^{++} K^-$ or $3.0 \times 10^3 \Lambda_c^+ \rightarrow \Lambda(p\pi^-)\pi^+$ events, recorded during a data taking time t of

$$\begin{aligned} t &= 265 \text{ h} = 11 \text{ days} && \text{for } \Lambda_c^+ \rightarrow \Delta^{++} K^-, \\ t &= 1.0 \times 10^4 \text{ h} \approx 420 \text{ days} \approx 1.2 \text{ years} && \text{for } \Lambda_c^+ \rightarrow \Lambda(p\pi^-)\pi^+. \end{aligned} \quad (14)$$

Therefore, a measurement of Λ_c^+ EDM is feasible in Λ_c^+ quasi two-body decays at LHCb, while it is difficult in Λ_c^+ to Λ final states.

Considering only $\Lambda_c^+ \rightarrow \Delta^{++} K^-$ events, the uncertainties scale as

$$\sigma_g \approx 4.0 \times 10^{-3} \frac{1}{\sqrt{t(\text{month})}}, \quad \sigma_d \approx 6.1 \times 10^{-3} \frac{1}{\sqrt{t(\text{month})}}, \quad (15)$$

corresponding to

$$\sigma_\mu \approx 4.2 \times 10^{-27} \text{ erg/G} \frac{1}{\sqrt{t(\text{month})}}, \quad \sigma_\delta \approx 1.3 \times 10^{-17} e \text{ cm} \frac{1}{\sqrt{t(\text{month})}}, \quad (16)$$

where the time t of the data taking period is expressed in months. The dependence of the sensitivity to Λ_c^+ EDM and MDM as a function of the number of incident protons on the target is shown in Fig. 5.

Estimating the Ξ_c^+ baryon production and the absolute $\Xi_c^+ \rightarrow pK^-\pi^+$ branching fraction as described in Sec. 2.1, we obtain the ratio

$$\frac{\sigma_{\Xi_c^+} \mathcal{B}(\Xi_c^+ \rightarrow pK^-\pi^+)}{\sigma_{\Lambda_c^+} \mathcal{B}(\Lambda_c^+ \rightarrow pK^-\pi^+)} \approx 18\%, \quad (17)$$

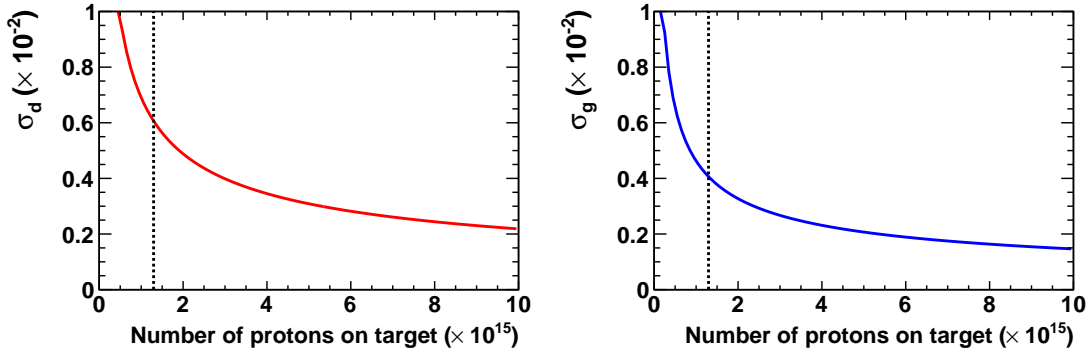


Figure 5: Dependence of the (Left) d and (Right) g uncertainties for the Λ_c^+ baryon, reconstructed in $\Delta^{++}K^-$ final state, with the number of protons on target. One month of data taking corresponds to 1.3×10^{15} incident protons (dashed line), according to the estimated quantities listed in Table 3.

while the fraction of Ξ_c^+ baryons decaying after the crystal is $\varepsilon_{\text{DF}}(\Xi_c^+) \approx 47\%$. Assuming decay asymmetry parameters and initial polarization similar to the Λ_c^+ baryon, the expected statistical uncertainty on the Ξ_c^+ MDM and EDM is

$$\sigma_\mu \approx 6.3 \times 10^{-27} \text{erg/G} \frac{1}{\sqrt{t(\text{month})}}, \quad \sigma_\delta \approx 2.0 \times 10^{-17} e \text{cm} \frac{1}{\sqrt{t(\text{month})}}. \quad (18)$$

4 Conclusions

The unique possibility to search for the EDM of strange and charm baryons at LHC is discussed, based on the exploitation of large statistics of baryons with large Lorentz boost and polarization. The Λ strange baryons are selected from weak charm baryon decays produced in pp collisions at ≈ 14 TeV center-of-mass energy, while Λ_c^+ and Ξ_c^+ charm baryons are produced in a fixed-target experiment to be installed in the LHC, in front of the LHCb detector. Signal events can be reconstructed using the LHCb detector in both cases. The sensitivity to the EDM and the MDM of the strange and charm baryons arises from the study of the spin precession in intense electromagnetic fields. The long-lived Λ precesses in the magnetic field of the detector tracking system. Short-lived charm baryons are channeled in a bent crystal attached to the target and the intense electric field between atomic planes induces the spin precession. Sensitivities for the Λ EDM at the level of $1.3 \times 10^{-18} e \text{cm}$ can be achieved using a data sample corresponding to an integrated luminosity of 50 fb^{-1} to be collected during the LHC Run 3. A test of CPT symmetry can be performed by measuring the MDM of Λ and $\bar{\Lambda}$ baryons with a precision of about 4×10^{-4} on the g factor. The EDM of the Λ_c^+ (Ξ_c^+) can be searched for with a sensitivity of 1.3 (2.0) $\times 10^{-17}/\sqrt{t(\text{month})} e \text{cm}$ with dedicated runs or running in synergetic mode with the LHCb experiment, in parallel to pp collisions. Both solutions have to be studied in details using ad-hoc simulations. The proposed experiment would allow about two orders of magnitude improvement in the sensitivity for the Λ EDM and the first search for the charm baryon EDM, expanding the search for new physics through the EDM of fundamental particles.

Acknowledgements

We express our gratitude to our colleagues of the LHCb collaboration. The authors would like to thank G. Cavoto, M. Ferro-Luzzi, G. Graziani, M. Nebot, M. Schiller, A. Pich, V. Vagnoni and G. Wilkinson for interesting discussions. We acknowledge support from INFN (Italy), MinECo and GVA (Spain).

A Spin precession and time evolution equations

The time evolution of the spin-polarization vector for a particle with charge q in an electromagnetic field, as a function of the proper time τ , is given by the Thomas-Bargmann-Michel-Telegdi (T-BMT) equation [43–45],

$$\frac{da^\mu}{d\tau} = \frac{g\mu_B}{\hbar} \left[F^{\mu\nu} a_\nu + \frac{1}{c^2} (a_\alpha F^{\alpha\beta} u_\beta) u^\mu \right] - \frac{1}{c^2} (a_\alpha \dot{u}^\alpha) u^\mu - \frac{d\mu_B}{\hbar} \left[F^{*\mu\nu} a_\nu + \frac{1}{c^2} (a_\alpha F^{*\alpha\beta} u_\beta) u^\mu \right], \quad (19)$$

where $F^{\mu\nu}$ is the electromagnetic tensor, $a^\mu = (a^0, \mathbf{a})$ is the spin 4-pseudovector, and $p^\mu = mu^\mu = (E/c, \mathbf{p})$ is the momentum 4-vector. For homogeneous fields, the velocity derivative is given by the Lorentz force,

$$\dot{u}^\mu \equiv \frac{du^\mu}{d\tau} = \frac{q}{mc} F^{\mu\nu} u_\nu. \quad (20)$$

In the rest frame of the particle, $a^\mu = (0, \mathbf{s})$, $p^\mu = (mc, \mathbf{0})$, where \mathbf{s} is the non-relativistic spin-polarization vector. Therefore, in any frame $a^\mu p_\mu = 0$ and $a_\mu a^\mu = -\mathbf{s}^2$.

In a frame comoving with respect to the particle rest frame where the particle has velocity $\boldsymbol{\beta} = \mathbf{p}/m\gamma$, *e.g.* the laboratory frame, a^μ is given by [76, 77]

$$\mathbf{a} = \mathbf{s} + \frac{\gamma^2}{\gamma + 1} (\boldsymbol{\beta} \cdot \mathbf{s}) \boldsymbol{\beta}, \quad a^0 = \boldsymbol{\beta} \cdot \mathbf{a} = \gamma (\boldsymbol{\beta} \cdot \mathbf{s}), \quad (21)$$

where the components of the momentum 4-vector are $p^0 = \gamma mc^2$ and $\mathbf{p} = \gamma m \boldsymbol{\beta} c$. Substituting in the covariant Eq.(19), the spin precession equation is [76–79],

$$\frac{d\mathbf{s}}{dt} = \mathbf{s} \times \boldsymbol{\Omega}, \quad \boldsymbol{\Omega} = \boldsymbol{\Omega}_{\text{MDM}} + \boldsymbol{\Omega}_{\text{EDM}} + \boldsymbol{\Omega}_{\text{TH}}, \quad (22)$$

where t is the time in the laboratory frame, and the precession angular velocity vector $\boldsymbol{\Omega}$ has been split into three contributions,

$$\boldsymbol{\Omega}_{\text{MDM}} = \frac{g\mu_B}{\hbar} \left(\mathbf{B} - \frac{\gamma}{\gamma + 1} (\boldsymbol{\beta} \cdot \mathbf{B}) \boldsymbol{\beta} - \boldsymbol{\beta} \times \mathbf{E} \right), \quad (23)$$

$$\boldsymbol{\Omega}_{\text{EDM}} = \frac{d\mu_B}{\hbar} \left(\mathbf{E} - \frac{\gamma}{\gamma + 1} (\boldsymbol{\beta} \cdot \mathbf{E}) \boldsymbol{\beta} + \boldsymbol{\beta} \times \mathbf{B} \right),$$

$$\boldsymbol{\Omega}_{\text{TH}} = \frac{\gamma^2}{\gamma + 1} \boldsymbol{\beta} \times \frac{d\boldsymbol{\beta}}{dt} = \frac{q}{mc} \left[\left(\frac{1}{\gamma} - 1 \right) \mathbf{B} + \frac{\gamma}{\gamma + 1} (\boldsymbol{\beta} \cdot \mathbf{B}) \boldsymbol{\beta} - \left(\frac{1}{\gamma + 1} - 1 \right) \boldsymbol{\beta} \times \mathbf{E} \right],$$

corresponding to the MDM, EDM and Thomas precession. The electric and magnetic fields, \mathbf{E} and \mathbf{B} , respectively, are expressed in the laboratory frame.

For a neutral particle ($q = 0$) the Thomas precession term, arising from Lorentz forces, does not contribute and we obtain the classical equation, $d\mathbf{s}/d\tau = \boldsymbol{\mu} \times \mathbf{B}^* + \boldsymbol{\delta} \times \mathbf{E}^*$, where \mathbf{E}^* and \mathbf{B}^* are the external fields in the rest frame of the particle [76]. Equations (22) and (23) can be generalized to account for field gradient effects as described in Ref. [80,81].

A.1 Spin time evolution for the Λ case

For $\mathbf{E} = 0$ and $q = 0$, Eqs. (22) and (23) simplify to

$$\frac{d\mathbf{s}}{dt} = \mathbf{s} \times \boldsymbol{\Omega}, \quad (24)$$

$$\boldsymbol{\Omega} = \frac{\mu_B}{\hbar} \left[g \left(\mathbf{B} - \frac{\gamma}{\gamma+1} (\boldsymbol{\beta} \cdot \mathbf{B}) \boldsymbol{\beta} \right) + d\boldsymbol{\beta} \times \mathbf{B} \right], \quad (25)$$

where $\boldsymbol{\beta}$ is the particle velocity in the laboratory frame. This system of homogeneous first order linear differential equations can be solved analytically with the approximation that the precession of the particle depends only on the integrated magnetic field along its flight path. Given the initial condition $\mathbf{s}(0) = \mathbf{s}_0$, the time evolution of the polarization is

$$\mathbf{s}(t) = (\mathbf{s}_0 \cdot \boldsymbol{\omega}) \boldsymbol{\omega} + [\mathbf{s}_0 - (\mathbf{s}_0 \cdot \boldsymbol{\omega}) \boldsymbol{\omega}] \cos(\Omega t) + (\mathbf{s}_0 \times \boldsymbol{\omega}) \sin(\Omega t), \quad (26)$$

where $\Omega = |\boldsymbol{\Omega}|$ and $\boldsymbol{\omega} = \boldsymbol{\Omega}/\Omega$, with the precession angular velocity given by Eq. (25).

The polarization in terms of the experimentally measured Λ flight length $l = \beta ct$, $\mathbf{s}(l)$, has similar form,

$$\mathbf{s}(l) = (\mathbf{s}_0 \cdot \boldsymbol{\omega}') \boldsymbol{\omega}' + [\mathbf{s}_0 - (\mathbf{s}_0 \cdot \boldsymbol{\omega}') \boldsymbol{\omega}'] \cos \Phi + (\mathbf{s}_0 \times \boldsymbol{\omega}') \sin \Phi, \quad (27)$$

where $\Phi = |\boldsymbol{\Phi}|$ and $\boldsymbol{\omega}' = \boldsymbol{\Phi}/\Phi$. The precession angle vector is

$$\boldsymbol{\Phi} = \frac{\mu_B}{\beta \hbar c} \left[g \left(\mathbf{D} - \frac{\gamma}{\gamma+1} (\boldsymbol{\beta} \cdot \mathbf{D}) \boldsymbol{\beta} \right) + d\boldsymbol{\beta} \times \mathbf{D} \right], \quad (28)$$

with $\mathbf{D} \approx \bar{\mathbf{B}}l = \int_0^l \mathbf{B}(\mathbf{r}_0 + \boldsymbol{\beta}l'/\beta) dl'$ the integrated magnetic field along the Λ flight path.

A.1.1 Magnetic field gradients

The inhomogeneities of the magnetic field are not expected to introduce significant effects in the spin precession. The spin equation of motion including first-order field gradients is derived in Ref. [81] to be

$$\begin{aligned} \boldsymbol{\Omega}_{\text{MDM}} &= \frac{g\mu_B}{\hbar} \left[\mathbf{B} - \frac{\gamma}{\gamma+1} (\boldsymbol{\beta} \cdot \mathbf{B}) \boldsymbol{\beta} \right] \\ &+ \frac{g\mu_B}{2} \frac{1}{mc} \frac{\gamma}{\gamma+1} (\boldsymbol{\beta} \times \boldsymbol{\nabla}) \left[\mathbf{s} \cdot \left(\mathbf{B} - \frac{\gamma}{\gamma+1} \boldsymbol{\beta} (\boldsymbol{\beta} \cdot \mathbf{B}) \right) \right], \\ \boldsymbol{\Omega}_{\text{EDM}} &= \frac{d\mu_B}{\hbar} [\boldsymbol{\beta} \times \mathbf{B}] + \frac{d\mu_B}{2} \frac{1}{mc} \frac{\gamma}{\gamma+1} (\boldsymbol{\beta} \times \boldsymbol{\nabla}) [\mathbf{s} \cdot (\boldsymbol{\beta} \times \mathbf{B})]. \end{aligned} \quad (29)$$

In LHCb the ratio of the field gradient terms to the homogeneous field ones can be estimated as

$$\frac{\hbar}{2mc} \frac{\beta\gamma}{\gamma+1} \frac{|\nabla B|}{B} \sim 7.4 \times 10^{-16},$$

with $\beta \simeq 1$ and $\gamma \gg 1$, and where $|\nabla B| = 1.14 \text{ Tm}^{-1}$ and $B = 1 \text{ T}$ are the maximum values within the detector acceptance as extracted from the LHCb field mapping [46, 68]. Therefore, this effect is negligibly small at LHCb.

A.1.2 Spin rotations

The variation of the Λ momentum direction in the laboratory frame results in an initial polarization vector which is not fixed to be perpendicular to the magnetic field. The relative orientation of the spin and magnetic field vectors is determined by two rotations. On one hand, the polarization vector from the equation of motion is given in the comoving rest frame reached from the laboratory frame, S_L , by a pure boost. This is usually referred to as canonical frame [77]. However, the analyser, given by Eq. 1, is defined in the particle helicity frame. The two rest frames, canonical and helicity, are related by the rotation between the S_L and S_{AL} frames, defined by the Λ and H momentum directions in S_L (see Fig. 1). On the other hand, the choice of the S_{AL} frame induces a second rotation of the polarization components with respect to the S_A frame, where the Λ longitudinal polarization is maximal, as illustrated in Fig. 6. This is known in the literature as Wick rotation. To avoid dilution effects, the change of the polarization has to be analysed as a function of the kinematics of the decay. For example, a longitudinally polarized Λ with polarization s_0 along z in S_A would have a transverse component in S_{AL} of magnitude $s_0 \sin \alpha$, with $\sin \alpha = (m_\Lambda/m_H)(p_H^{(L)}/p_\Lambda^{(L)}) \sin \theta$ [77]. As shown in Fig. 6, the Λ helicity angle θ and the spin direction are related to the Λ impact parameter in the laboratory [82]. The relation can be exploited to define ensembles of Λ particles having similar initial polarization, therefore improving the sensitivity to detect the spin change.

For the sensitivity studies, the rotation of the magnetic field into the S_{AL} frame and the Wick rotation are neglected. The first is expected to have a negligible impact on our study since Λ baryons have momenta largely along the z axis, and the main component of the magnetic field is along the vertical direction (B_y), thus mostly perpendicular to the Λ motion. Instead, the effect of the Wick rotation is not relevant when measuring the spin change of ensembles of Λ particles having similar initial polarization.

A.2 Spin time evolution for the Λ_c^+ and Ξ_c^+ case

For $\mathbf{B} = 0$ and $q = +1$, Eq. (23) simplifies to

$$\boldsymbol{\Omega} = \frac{2\mu'}{\hbar} (\mathbf{E} \times \boldsymbol{\beta}) + \frac{d\mu_B}{\hbar} \mathbf{E} + \frac{1}{\gamma+1} \frac{2\mu_B}{\hbar} (\mathbf{E} \times \boldsymbol{\beta}) - \frac{d\mu_B}{\hbar} \frac{\gamma}{\gamma+1} (\boldsymbol{\beta} \cdot \mathbf{E}) \boldsymbol{\beta}, \quad (30)$$

where

$$\mu' = \frac{g-2}{2} \frac{e\hbar}{2mc}, \quad (31)$$

is the anomalous magnetic moment for a spin-1/2 particle. Since we are dealing with ultra relativistic Λ_c^+ with $\gamma \approx 437$ at 1 TeV energy, in first approximation the terms $\propto 1/\gamma$ are neglected.

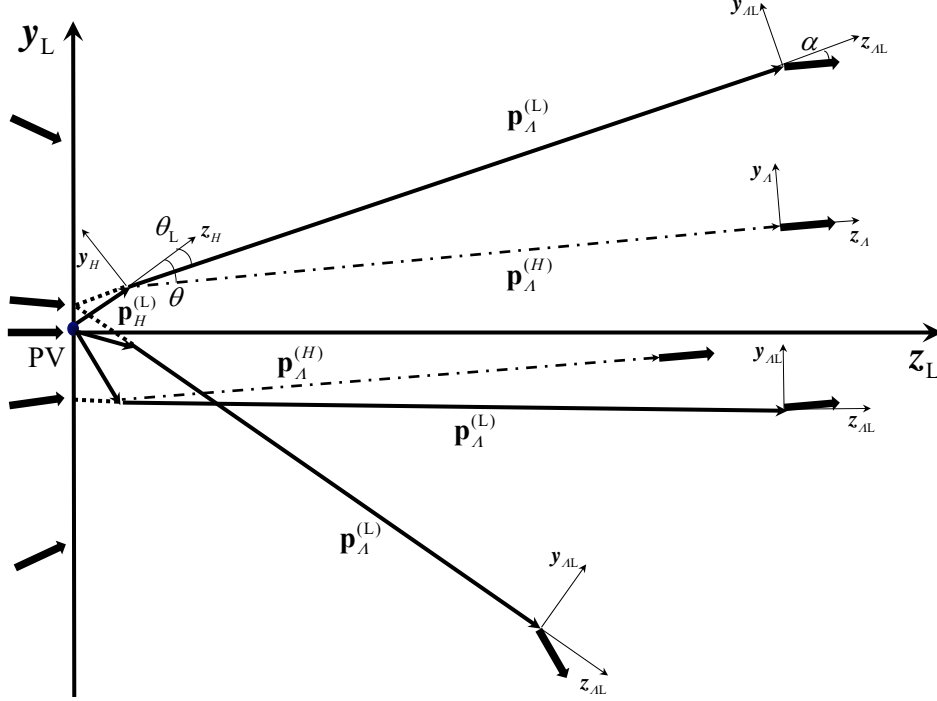


Figure 6: Sketch of the heavy baryon production at the primary vertex (PV) and its decay into a Λ , showing the S_H , S_A and S_{AL} helicity frames, in the zy plane in S_L . Continuous (dotted-dashed) arrows represent momenta in S_L (S_H) frame. The Λ polarization vector (thick arrow at the right) is aligned along the z axis in S_A (longitudinal polarization), and rotated by the Wick angle α with respect to z in S_{AL} . The polarization state of the Λ in S_{AL} (thick arrows at the left) is correlated with its apparent production point on the z plane in S_L intersecting the PV. These points are shown by the short-dashed lines traced back from the Λ trajectory (intersecting the H decay point). The angle θ (θ_L) is formed by the Λ momentum in the S_H (S_L) frame with respect to the z axis in S_H .

We describe the particle trajectory in a bent crystal using radial coordinates [52], as shown in Fig. 7,

$$x(t) = \text{const.}, \quad y(t) = \rho(t) \cos(\Omega t), \quad z(t) = \rho(t) \sin(\Omega t), \quad (32)$$

where Ω is the revolution frequency for the particle traversing the bent crystal. In our ultra-relativistic case it is well approximated by $\Omega \approx c/\rho_0$, where ρ_0 is the crystal curvature radius. The radius of the trajectory as a function of time is

$$\rho(t) = \rho'_0 + a \cos(\Omega_k t + \delta), \quad (33)$$

where a , Ω_k and δ are the oscillation amplitude, frequency and phase, respectively; a and δ depend on the particle energy and incident angle, while Ω_k depends on the crystal potential and particle energy. The radial equilibrium position ρ'_0 differs from the electric potential minimum position ρ_0 , due to the centrifugal potential, avoiding periodical cancellations and therefore inducing spin precession [53]. The electric potential in the crystal around the minimum can be approximated as an harmonic potential,

$$V = \frac{k}{e} \frac{[\rho(t) - \rho_0]^2}{2}, \quad (34)$$

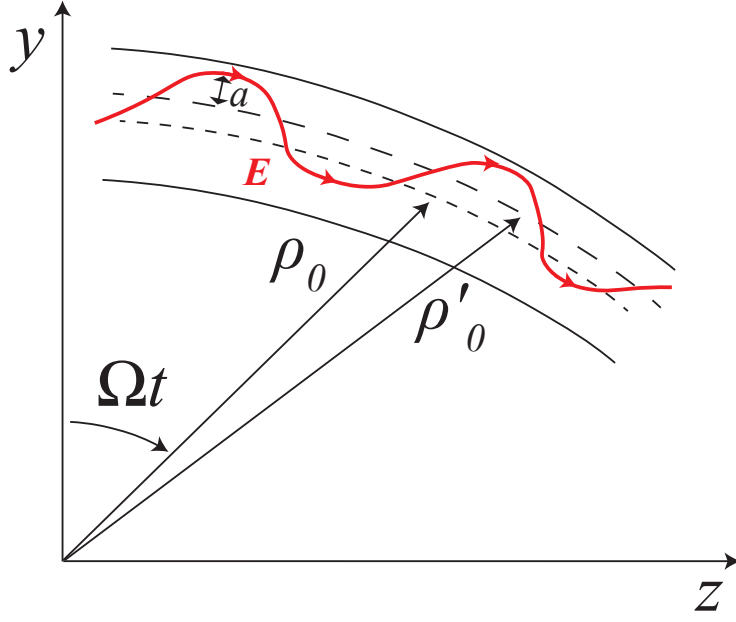


Figure 7: Radial coordinates definition: ρ_0 is the radius corresponding to the minimum of the harmonic electric potential; ρ'_0 represents the radial equilibrium position of the electric and centrifugal potential. The red curve represents the particle trajectory inside the crystal in presence of the radial electric field \mathbf{E} , a is the oscillation amplitude and Ω the revolution frequency.

and the corresponding electric field is

$$E_x = 0 \quad E_y = -\frac{dV}{d\rho} \cos(\Omega t) \quad E_z = -\frac{dV}{d\rho} \sin(\Omega t), \quad (35)$$

where the oscillation frequency of the particle around its equilibrium position ρ'_0 is $\Omega_k = \sqrt{kc^2/eW}$ with W being the particle energy. Typical values for the relevant quantities are $\rho_0 \sim 30$ m, $\Omega \approx c/\rho_0 \sim 10^7$ Hz, $a \sim 10^{-10}$ m, $k = 4 \times 10^{17}$ eV/cm² for a Si crystal, yielding $\Omega_k \sim 10^{13}$ Hz for 1 TeV particles.

Substituting the radial coordinates and applying the ultra-relativistic approximation to Eq. (30) we obtain:

$$\begin{aligned} \Omega_x &\approx \frac{2\mu'}{\hbar} (E_y \beta_z - E_z \beta_y) = \frac{2\mu'}{\hbar} \left(-\frac{dV}{d\rho} \frac{\rho \Omega}{c} \right) \\ \Omega_y &\approx \frac{d\mu_B}{\hbar} [E_y - (\boldsymbol{\beta} \cdot \mathbf{E}) \beta_y] = \frac{d\mu_B}{\hbar} \left\{ -\frac{dV}{d\rho} \cos(\Omega t) + \frac{dV}{d\rho} \frac{\dot{\rho}}{c^2} [-\rho \Omega \sin(\Omega t) + \dot{\rho} \cos(\Omega t)] \right\} \\ \Omega_z &\approx \frac{d\mu_B}{\hbar} [E_z - (\boldsymbol{\beta} \cdot \mathbf{E}) \beta_z] = \frac{d\mu_B}{\hbar} \left\{ -\frac{dV}{d\rho} \sin(\Omega t) + \frac{dV}{d\rho} \frac{\dot{\rho}}{c^2} [\rho \Omega \cos(\Omega t) + \dot{\rho} \sin(\Omega t)] \right\}. \end{aligned} \quad (36)$$

In absence of EDM, *i.e.* $d = 0$, the spin precession inside the bent crystal occurs in

the yz plane with the following spin time evolution [52],

$$\mathbf{s}(t) = \begin{cases} s_x(t) = 0 \\ s_y(t) = s_0 \cos(\omega t) \\ s_z(t) = -s_0 \sin(\omega t) \end{cases}, \quad (37)$$

for the initial condition $\mathbf{s}_0 = (0, s_0, 0)$ and where $\omega \approx 2\mu' E(\rho'_0)/\hbar$ is the precession frequency. The spin precession angle defined in Eq. (3) is $\Phi = \omega \bar{t}$, where \bar{t} is the time needed to traverse the crystal. In presence of a non-zero EDM the spin precession is no longer confined to the yz plane, generating a s_x spin component otherwise not present,

$$\begin{aligned} \frac{ds_x}{dt} &= s_y \Omega_z - s_z \Omega_y \\ &\approx \frac{d\mu_B}{\hbar} \frac{dV}{d\rho} s_0 \left\{ -\cos(\omega t) \sin(\Omega t) - \sin(\omega t) \cos(\Omega t) \right. \\ &\quad \left. + \frac{\dot{\rho} \rho \Omega}{c^2} [\cos(\omega t) \cos(\Omega t) - \sin(\omega t) \sin(\Omega t)] \right. \\ &\quad \left. + \frac{\dot{\rho}^2}{c^2} [\cos(\omega t) \sin(\Omega t) + \sin(\omega t) \cos(\Omega t)] \right\} \\ &= \frac{d\mu_B}{\hbar} \frac{dV}{d\rho} s_0 \left\{ -\sin[(\omega + \Omega)t] + \frac{\dot{\rho} \rho \Omega}{c^2} \cos[(\omega + \Omega)t] + \frac{\dot{\rho}^2}{c^2} \sin[(\omega + \Omega)t] \right\}. \end{aligned} \quad (38)$$

To derive Eq. (38), EDM effects are assumed to be small compared to the MDM effects, *i.e.* $d \ll (g - 2)$, and therefore $\Omega_y, \Omega_z \ll \Omega_x$. We neglect terms of order $\dot{\rho}/c$ where

$$\dot{\rho} = -a\Omega_k \sin(\Omega_k t + \delta) \sim a\Omega_k \sim 10^3 \text{ m/s}, \quad (39)$$

since the second term of Eq. (38) is about $\dot{\rho} \rho \Omega / c^2 \sim \dot{\rho}/c \sim 3 \times 10^{-4}$ and the third term is about $\dot{\rho}^2 / c^2 \sim 9 \times 10^{-8}$. We demonstrate that $\Omega \ll \omega$ by requiring the electric force to be identical to the centripetal force,

$$\frac{m\gamma c^2}{\rho'_0} = eE(\rho'_0), \quad (40)$$

and obtain $\omega \approx \frac{2\mu'}{\hbar} E(\rho'_0) \sim 10^{10} \text{ Hz} \gg \Omega \sim 10^7 \text{ Hz}$.

Then, Eq. (38) simplifies as

$$\frac{ds_x}{dt} = \frac{d\mu_B}{\hbar} \left(-\frac{dV}{d\rho} \right) s_0 \sin(\omega t), \quad (41)$$

and the time evolution is

$$s_x(t) = -\frac{d\mu_B}{\hbar} E(\rho'_0) \int_0^t \sin(\omega t') dt' - \frac{d\mu_B}{\hbar} \frac{ka}{e} \int_0^t \cos(\Omega_k t' + \delta) \sin(\omega t') dt'. \quad (42)$$

The second integral is negligibly small since $\Omega_k \gg \omega$ and its fast oscillation averages the integral to zero. The calculation can be decomposed into two analytically integrable terms proportional to $\sin(\Omega_k t') \sin(\omega t')$ and $\cos(\Omega_k t') \sin(\omega t')$. Assuming $\Omega_k \gg \omega$, the maximum value of this integral is

$$\sim \frac{d\mu_B}{\hbar} \frac{ka}{e\Omega_k} \sim 2 \frac{d}{g-2} \xi, \quad (43)$$

where $\xi = \mu'ka/\hbar e\Omega_k \lesssim 10^{-2}$ and terms proportional to ξ were neglected to derive Eq. (37) [52]. Finally we obtain the time evolution of the polarization vector in presence of a non-negligible EDM,

$$\mathbf{s}(t) = \begin{cases} s_x(t) \approx s_0 \frac{d}{g-2} [\cos(\omega t) - 1] \\ s_y(t) \approx s_0 \cos(\omega t) \\ s_z(t) \approx -s_0 \sin(\omega t) \end{cases}. \quad (44)$$

A.2.1 Electric field gradients

The equations describing the particle trajectory and its spin precession in an electromagnetic field, including first-order electromagnetic field gradients, as well as a particle EDM contributions, are derived in [81]. In absence of magnetic fields the spin precession vector $\boldsymbol{\Omega} = \boldsymbol{\Omega}_{\text{MDM}} + \boldsymbol{\Omega}_{\text{EDM}} + \boldsymbol{\Omega}_{\text{TH}}$ is

$$\begin{aligned} \boldsymbol{\Omega}_{\text{MDM}} &= \frac{g\mu_B}{\hbar} [\mathbf{E} \times \boldsymbol{\beta}] + \frac{g\mu_B}{2} \frac{1}{mc} \frac{\gamma}{\gamma+1} (\boldsymbol{\beta} \times \nabla) [\mathbf{s} \cdot (\mathbf{E} \times \boldsymbol{\beta})], \\ \boldsymbol{\Omega}_{\text{EDM}} &= \frac{d\mu_B}{\hbar} \left[\mathbf{E} - \frac{\gamma}{\gamma+1} (\boldsymbol{\beta} \cdot \mathbf{E}) \boldsymbol{\beta} \right] \\ &\quad + \frac{d\mu_B}{2} \frac{1}{mc} \frac{\gamma}{\gamma+1} (\boldsymbol{\beta} \times \nabla) \left[\mathbf{s} \cdot \left(\mathbf{E} - \frac{\gamma}{\gamma+1} \boldsymbol{\beta} (\boldsymbol{\beta} \cdot \mathbf{E}) \right) \right], \end{aligned} \quad (45)$$

with unchanged Thomas precession component. Using the harmonic potential approximation we obtain

$$\frac{d|\mathbf{E}|}{d\rho} = \frac{k}{e}, \quad (46)$$

and employing the values used in this appendix, the ratio of the field gradient terms to the homogeneous field ones is estimated to be

$$\frac{\hbar \frac{d|\mathbf{E}|}{d\rho}}{2mc|\mathbf{E}|} = \frac{\hbar k \rho'_0}{2m^2 \gamma c^3} \sim 2.3 \times 10^{-3} \frac{1}{\gamma}, \quad (47)$$

which is negligibly small in the ultra-relativistic regime.

When including electric field gradient effects, in absence of magnetic fields, the particle trajectory equation becomes

$$\begin{aligned} mc \frac{d(\gamma\boldsymbol{\beta})}{dt} &= q\mathbf{E} \\ &\quad + \gamma^2 \frac{g\mu_B}{2} \left[\nabla + \boldsymbol{\beta} \times (\boldsymbol{\beta} \times \nabla) + \frac{1}{c} \boldsymbol{\beta} \frac{\partial}{\partial t} \right] [\mathbf{s} \cdot (\mathbf{E} \times \boldsymbol{\beta})] \\ &\quad + \gamma^2 \frac{d\mu_B}{2} \left[\nabla + \boldsymbol{\beta} \times (\boldsymbol{\beta} \times \nabla) + \frac{1}{c} \boldsymbol{\beta} \frac{\partial}{\partial t} \right] \left[\mathbf{s} \cdot \left(\mathbf{E} - \frac{\gamma}{\gamma+1} \boldsymbol{\beta} (\boldsymbol{\beta} \cdot \mathbf{E}) \right) \right], \end{aligned} \quad (48)$$

where the first term is the Lorentz force and the following two terms are the MDM and EDM contributions. In our experimental setup the initial spin vector is orthogonal to $\mathbf{E} \times \boldsymbol{\beta}$, hence the MDM component is negligible. The typical magnitude of the ratio between the EDM electric field gradient term and the Lorentz force contribution is $\sim d\gamma \times 10^{-3}$ which

can be close to 1 for $\gamma \sim 1000$ only if $d \sim 1$, *i.e.* similar EDM and MDM magnitudes. However, we assume the EDM magnitude to be tiny with respect to the MDM one, as already assumed in the derivation of the spin equation of motion. In case of a large EDM, this term would make the spin precession frequency dependent on the spin direction.

B Asymmetry parameter α for quasi two-body final states in $\Lambda_c^+ \rightarrow pK^-\pi^+$ decays

The angular distribution for a spin $1/2 \rightarrow 1/2\ 0$ baryon decay is given by Eq. (1). The parameter α characterizes the parity violation in the decay and determines the sensitivity to the initial polarization. The effective α parameter for $\Lambda_c^+ \rightarrow \bar{K}^{*0}(K^-\pi^+)p$, $\Lambda_c^+ \rightarrow \Delta^{++}(p\pi^+)K^-$ and $\Lambda_c^+ \rightarrow \Lambda(1520)(pK^-\pi^+)$ quasi two-body decays can be calculated using the results of an amplitude analysis for $\Lambda_c^+ \rightarrow pK^-\pi^+$ decays reported in Ref. [55]. The angular distribution for those decays is determined by the helicity amplitudes. A similar angular distribution to Eq. (1) is obtained for the above quasi two-body decays when integrating over all the decay angles, except for the helicity angle of the baryon daughter of the Λ_c^+ . The computed α parameters are listed in Table 4.

Table 4: Computed α parameters for different quasi two-body final states in $\Lambda_c^+ \rightarrow pK^-\pi^+$ decays. The values for the helicity amplitudes are taken from Ref. [55]. Since no correlation matrix is provided in the article, the errors are calculated assuming no correlation among the helicity amplitude results.

Decay	α
$\Lambda_c^+ \rightarrow \bar{K}^{*0}(K^-\pi^+)p$	-0.545 ± 0.345
$\Lambda_c^+ \rightarrow \Delta^{++}(p\pi^+)K^-$	-0.666 ± 0.298
$\Lambda_c^+ \rightarrow \Lambda(1520)(pK^-\pi^+)$	-0.105 ± 0.604

References

- [1] E. M. Purcell and N. F. Ramsey, *On the Possibility of Electric Dipole Moments for Elementary Particles and Nuclei*, Phys. Rev. **78** (1950) 807.
- [2] J. H. Smith, E. M. Purcell, and N. F. Ramsey, *Experimental limit to the electric dipole moment of the neutron*, Phys. Rev. **108** (1957) 120.
- [3] ACME collaboration, J. Baron *et al.*, *Order of Magnitude Smaller Limit on the Electric Dipole Moment of the Electron*, Science **343** (2014) 269, [arXiv:1310.7534](#).
- [4] Muon g-2 collaboration, G. W. Bennett *et al.*, *An Improved Limit on the Muon Electric Dipole Moment*, Phys. Rev. **D80** (2009) 052008, [arXiv:0811.1207](#).
- [5] Belle collaboration, K. Inami *et al.*, *Search for the electric dipole moment of the tau lepton*, Phys. Lett. **B551** (2003) 16, [arXiv:hep-ex/0210066](#).

- [6] J. M. Pendlebury *et al.*, *Revised experimental upper limit on the electric dipole moment of the neutron*, Phys. Rev. **D92** (2015), no. 9 092003, [arXiv:1509.04411](#).
- [7] W. C. Griffith *et al.*, *Improved Limit on the Permanent Electric Dipole Moment of Hg-199*, Phys. Rev. Lett. **102** (2009) 101601.
- [8] V. F. Dmitriev and R. A. Sen'kov, *Schiff moment of the mercury nucleus and the proton dipole moment*, Phys. Rev. Lett. **91** (2003) 212303, [arXiv:nucl-th/0306050](#).
- [9] L. Pondrom *et al.*, *New Limit on the Electric Dipole Moment of the Λ Hyperon*, Phys. Rev. **D23** (1981) 814.
- [10] Muon $g-2$ collaboration, J. Grange *et al.*, *Muon ($g-2$) Technical Design Report*, tech. rep., 2015.
- [11] J-PARC $g-2$ /EDM collaboration, N. Saito, *A novel precision measurement of muon $g-2$ and EDM at J-PARC*, AIP Conf. Proc. **1467** (2012) 45.
- [12] V. Anastassopoulos *et al.*, *A Storage Ring Experiment to Detect a Proton Electric Dipole Moment*, [arXiv:1502.04317](#), 2015.
- [13] JEDI collaboration, J. Pretz, *Measurement of electric dipole moments at storage rings*, Physica Scripta **2015** (2015), no. T166 014035.
- [14] I. B. Khriplovich, *Feasibility of search for nuclear electric dipole moments at ion storage rings*, Phys. Lett. **B444** (1998) 98, [arXiv:hep-ph/9809336](#).
- [15] J. Engel, M. J. Ramsey-Musolf, and U. van Kolck, *Electric Dipole Moments of Nucleons, Nuclei, and Atoms: The Standard Model and Beyond*, Prog. Part. Nucl. Phys. **71** (2013) 21, [arXiv:1303.2371](#).
- [16] T. Fukuyama, *Searching for New Physics beyond the Standard Model in Electric Dipole Moment*, Int. J. Mod. Phys. **A27** (2012) 1230015, [arXiv:1201.4252](#).
- [17] K. Jungmann, *Searching for electric dipole moments*, Annalen Phys. **525** (2013), no. 8-9 550.
- [18] M. Pospelov and A. Ritz, *Electric dipole moments as probes of new physics*, Annals Phys. **318** (2005) 119, [arXiv:hep-ph/0504231](#).
- [19] Y. K. Semertzidis, *Review of EDM experiments*, J. Phys. Conf. Ser. **335** (2011) 335:012012.
- [20] Y. K. Semertzidis, *Storage Ring EDM Experiments*, EPJ Web Conf. **118** (2016) 01032.
- [21] C. J. G. Onderwater, *Search for EDMs using storage rings*, J. Phys. Conf. Ser **295** (2011), no. 1 012008.
- [22] R. D. Peccei and H. R. Quinn, *CP Conservation in the Presence of Instantons*, Phys. Rev. Lett. **38** (1977) 1440.
- [23] S. Weinberg, *A New Light Boson?*, Phys. Rev. Lett. **40** (1978) 223.

- [24] F. Wilczek, *Problem of Strong P and T Invariance in the Presence of Instantons*, Phys. Rev. Lett. **40** (1978) 279.
- [25] F.-K. Guo and U.-G. Meissner, *Baryon electric dipole moments from strong CP violation*, JHEP **12** (2012) 097, [arXiv:1210.5887](#).
- [26] D. Atwood and A. Soni, *Chiral perturbation theory constraint on the electric dipole moment of the Λ hyperon*, Phys. Lett. **B291** (1992) 293.
- [27] A. Pich and E. de Rafael, *Strong CP violation in an effective chiral Lagrangian approach*, Nucl. Phys. **B367** (1991) 313.
- [28] B. Borasoy, *The electric dipole moment of the neutron in chiral perturbation theory*, Phys. Rev. **D61** (2000) 114017, [arXiv:hep-ph/0004011](#).
- [29] F. Sala, *A bound on the charm chromo-EDM and its implications*, JHEP **03** (2014) 061, [arXiv:1312.2589](#).
- [30] ATRAP collaboration, J. DiSciaccia *et al.*, *One-Particle Measurement of the Antiproton Magnetic Moment*, Phys. Rev. Lett. **110** (2013), no. 13 130801, [arXiv:1301.6310](#).
- [31] R. S. Van Dyck, P. B. Schwinberg, and H. G. Dehmelt, *New high-precision comparison of electron and positron g factors*, Phys. Rev. Lett. **59** (1987) 26.
- [32] Muon g-2 collaboration, G. W. Bennett *et al.*, *Measurement of the negative muon anomalous magnetic moment to 0.7 ppm*, Phys. Rev. Lett. **92** (2004) 161802, [arXiv:hep-ex/0401008](#).
- [33] S. Ulmer *et al.*, *Technical Design Report BASE*, Tech. Rep. CERN-SPSC-2013-002. SPSC-TDR-002, 2013.
- [34] V. G. Baryshevsky, *The possibility to measure the magnetic moments of short-lived particles (charm and beauty baryons) at LHC and FCC energies using the phenomenon of spin rotation in crystals*, Phys. Lett. **B757** (2016) 426.
- [35] UA9 collaboration, L. Burmistrov *et al.*, *Measurement of Short Living Baryon Magnetic Moment using Bent Crystals at SPS and LHC*, Tech. Rep. CERN-SPSC-2016-030. SPSC-EOI-012, CERN, Geneva, Jun, 2016.
- [36] K. J. Heller *et al.*, *Polarization of Λ 's and $\bar{\Lambda}$'s Produced by 400-GeV Protons*, Phys. Rev. Lett. **41** (1978) 607, [Erratum: Phys. Rev. Lett.45,1043(1980)].
- [37] FOCUS collaboration, J. M. Link *et al.*, *Study of the decay asymmetry parameter and CP violation parameter in the $\Lambda_c^+ \rightarrow \Lambda\pi^+$ decay*, Phys. Lett. **B634** (2006) 165, [arXiv:hep-ex/0509042](#).
- [38] C. Patrignani, *Review of Particle Physics*, Chin. Phys. **C40** (2016), no. 10 100001.
- [39] LHCb collaboration, R. Aaij *et al.*, *Measurements of the $\Lambda_b^0 \rightarrow J/\psi\Lambda$ decay amplitudes and the Λ_b^0 polarisation in pp collisions at $\sqrt{s} = 7$ TeV*, Phys. Lett. **B724** (2013) 27, [arXiv:1302.5578](#).

- [40] ATLAS collaboration, G. Aad *et al.*, *Measurement of the parity-violating asymmetry parameter α_b and the helicity amplitudes for the decay $\Lambda_b^0 \rightarrow J/\psi\Lambda^0$ with the ATLAS detector*, Phys. Rev. **D89** (2014), no. 9 092009, [arXiv:1404.1071](#).
- [41] T. D. Lee and C.-N. Yang, *General Partial Wave Analysis of the Decay of a Hyperon of Spin 1/2*, Phys. Rev. **108** (1957) 1645.
- [42] J. D. Richman, *An experimenter's guide to the helicity formalism*, Tech. Rep. CALT-68-1148, Calif. Inst. Technol., Pasadena, CA, Jun, 1984.
- [43] L. H. Thomas, *The motion of a spinning electron*, Nature **117** (1926) 514.
- [44] L. H. Thomas, *The kinematics of an electron with an axis*, Phil. Mag. **3** (1927) 1.
- [45] V. Bargmann, L. Michel, and V. L. Telegdi, *Precession of the polarization of particles moving in a homogeneous electromagnetic field*, Phys. Rev. Lett. **2** (1959) 435.
- [46] LHCb collaboration, R. Aaij *et al.*, *LHCb detector performance*, Int. J. Mod. Phys. **A30** (2015) 1530022, [arXiv:1412.6352](#).
- [47] L. Schachinger *et al.*, *A Precise Measurement of the Λ^0 Magnetic Moment*, Phys. Rev. Lett. **41** (1978) 1348.
- [48] E761 collaboration, D. Chen *et al.*, *First observation of magnetic moment precession of channeled particles in bent crystals*, Phys. Rev. Lett. **69** (1992) 3286.
- [49] V. V. Baublis *et al.*, *Measuring the magnetic moments of short-lived particles using channeling in bent crystals*, Nucl. Instrum. Meth. **B90** (1994) 112.
- [50] V. M. Samsonov, *On the possibility of measuring charm baryon magnetic moments with channeling*, Nucl. Instrum. Meth. **B119** (1996) 271.
- [51] M. Jacob and G. C. Wick, *On the general theory of collisions for particles with spin*, Annals Phys. **7** (1959) 404.
- [52] V. G. Baryshevsky, *Spin rotation and depolarization of high-energy particles in crystals at Hadron Collider (LHC) and Future Circular Collider (FCC) energies and the possibility to measure the anomalous magnetic moments of short-lived particles*, [arXiv:1504.06702](#), 2015.
- [53] I. J. Kim, *Magnetic moment measurement of baryons with heavy flavored quarks by planar channeling through bent crystal*, Nucl. Phys. **B229** (1983) 251.
- [54] V. L. Lyuboshits, *The Spin Rotation at Deflection of Relativistic Charged Particle in Electric Field*, Sov. J. Nucl. Phys. **31** (1980) 509.
- [55] E791 collaboration, E. M. Aitala *et al.*, *Multidimensional resonance analysis of $\Lambda_c^+ \rightarrow pK^-\pi^+$* , Phys. Lett. **B471** (2000) 449, [arXiv:hep-ex/9912003](#).
- [56] J. Szwed, *Hyperon Polarization at High-Energies*, Phys. Lett. **B105** (1981) 403.
- [57] M. Jezabek, K. Rybicki, and R. Rylko, *Experimental study of spin effects in hadroproduction and decay of Λ_c^+* , Phys. Lett. **B286** (1992) 175.

- [58] LHCb collaboration, R. Aaij *et al.*, *Measurements of prompt charm production cross-sections in pp collisions at $\sqrt{s} = 13$ TeV*, JHEP **03** (2016) 159, arXiv:1510.01707, [Erratum: JHEP09,013(2016)].
- [59] M. Cacciari, *FONLL Heavy Quark Production*, <http://www.lpthe.jussieu.fr/~cacciari/fonll/fonllform.html>. Accessed: 17.05.2016.
- [60] LHCb collaboration, R. Aaij *et al.*, *Measurement of $\sigma(pp \rightarrow b\bar{b}X)$ at $\sqrt{s} = 7$ TeV in the forward region*, Phys. Lett. **B694** (2010) 209, arXiv:1009.2731.
- [61] LHCb collaboration, R. Aaij *et al.*, *Measurement of forward J/ψ production cross-sections in pp collisions at $\sqrt{s} = 13$ TeV*, JHEP **10** (2015) 172, arXiv:1509.00771.
- [62] M. Lisovskyi, A. Verbytskyi, and O. Zenaiev, *Combined analysis of charm-quark fragmentation-fraction measurements*, Eur. Phys. J. **C76** (2016), no. 7 397, arXiv:1509.01061.
- [63] L. Gladilin, *Fragmentation fractions of c and b quarks into charmed hadrons at LEP*, Eur. Phys. J. **C75** (2015), no. 1 19, arXiv:1404.3888.
- [64] Heavy Flavor Averaging Group (HFAG) collaboration, Y. Amhis *et al.*, *Averages of b-hadron, c-hadron, and τ -lepton properties as of summer 2014*, arXiv:1412.7515.
- [65] M. Galanti *et al.*, *Heavy baryons as polarimeters at colliders*, JHEP **11** (2015) 067, arXiv:1505.02771.
- [66] T. Sjostrand, S. Mrenna, and P. Z. Skands, *PYTHIA 6.4 Physics and Manual*, JHEP **05** (2006) 026, arXiv:hep-ph/0603175.
- [67] D. J. Lange, *The EvtGen particle decay simulation package*, Nucl. Instrum. Meth. **A462** (2001) 152.
- [68] A. Hicheur and G. Conti, *Parameterization of the LHCb magnetic field map*, in *Proceedings, 2007 IEEE Nuclear Science Symposium and Medical Imaging Conference (NSS/MIC 2007): Honolulu, Hawaii, October 28-November 3, 2007*, pp. 2439–2443, 2007. doi: 10.1109/NSSMIC.2007.4436650.
- [69] LHCb collaboration, *LHCb Trigger and Online Technical Design Report*, CERN-LHCC-2014-016. LHCb-TDR-016.
- [70] LHCb collaboration, *LHCb Tracker Upgrade Technical Design Report*, CERN-LHCC-2014-001. LHCb-TDR-015.
- [71] W. Scandale *et al.*, *Observation of channeling for 6500 GeV/c protons in the crystal assisted collimation setup for LHC*, Phys. Lett. **B758** (2016) 129.
- [72] J. P. Lansberg *et al.*, *A Fixed-Target Experiment at the LHC (AFTER@LHC) : luminosities, target polarisation and a selection of physics studies*, PoS **QNP2012** (2012) 049, arXiv:1207.3507.
- [73] PHENIX collaboration, A. Adare *et al.*, *Measurement of High- p_T Single Electrons from Heavy-Flavor Decays in p + p Collisions at $\sqrt{s} = 200$ GeV*, Phys. Rev. Lett. **97** (2006) 252002, arXiv:hep-ex/0609010.

- [74] B. A. Kniehl and G. Kramer, D^0 , D^+ , D_s^+ , and Λ_c^+ fragmentation functions from CERN LEP1, Phys. Rev. **D71** (2005) 094013, arXiv:hep-ph/0504058.
- [75] V. M. Biryukov *et al.*, *Crystal Channeling and Its Application at High-Energy Accelerators*, Springer-Verlag Berlin Heidelberg, 1997.
- [76] J. D. Jackson, *Classical Electrodynamics*, Wiley, 1998.
- [77] E. Leader, *Spin in particle physics*, vol. 15, Camb. Monogr. Part. Phys. Nucl. Phys. Cosmol., 2011.
- [78] T. Fukuyama and A. J. Silenko, *Derivation of Generalized Thomas-Bargmann-Michel-Telegdi Equation for a Particle with Electric Dipole Moment*, Int. J. Mod. Phys. **A28** (2013) 1350147, arXiv:1308.1580.
- [79] A. J. Silenko, *Spin precession of a particle with an electric dipole moment: contributions from classical electrodynamics and from the Thomas effect*, Phys. Scripta **90** (2015), no. 6 065303, arXiv:1410.6906.
- [80] R. H. Good, *Classical Equations of Motion for a Polarized Particle in an Electromagnetic Field*, Phys. Rev. **125** (1962) 2112.
- [81] E. M. Metodiev, *Thomas-BMT equation generalized to electric dipole moments and field gradients*, arXiv:1507.04440, 2015.
- [82] FNAL-E581/704 collaboration, D. P. Grosnick *et al.*, *The design and performance of the FNAL high-energy polarized-beam facility*, Nucl. Instrum. Meth. **A290** (1990) 269.