



A search for Higgs boson pair production in the $b\bar{b}\tau\tau$ final state in proton-proton collisions at $\sqrt{s} = 8$ TeV

The CMS Collaboration*

Abstract

Results are presented from a search for production of Higgs boson pairs (HH) where one boson decays to a pair of b quarks and the other to a τ lepton pair. This work is based on proton-proton collision data collected by the CMS experiment at $\sqrt{s} = 8$ TeV, corresponding to an integrated luminosity of 18.3 fb^{-1} . Resonant and non-resonant modes of HH production have been probed and no significant excess relative to the background-only hypotheses has been found in either mode. Upper limits on cross sections of the two HH production modes have been set. The results have been combined with previously published searches at $\sqrt{s} = 8$ TeV, in decay modes to two photons and two b quarks, as well as to four b quarks, which also show no evidence for a signal. Limits from the combination have been set on resonant HH production by an unknown particle X in the mass range $m_X = 300 \text{ GeV}$ to $m_X = 1000 \text{ GeV}$. For resonant production of spin 0 (spin 2) particles, the observed 95% CL upper limit is 1.13 pb (1.09 pb) at $m_X = 300 \text{ GeV}$ and to 21 fb (18 fb) at $m_X = 1000 \text{ GeV}$. For non-resonant HH production, a limit of 43 times the rate predicted by the standard model has been set.

Submitted to Physical Review D

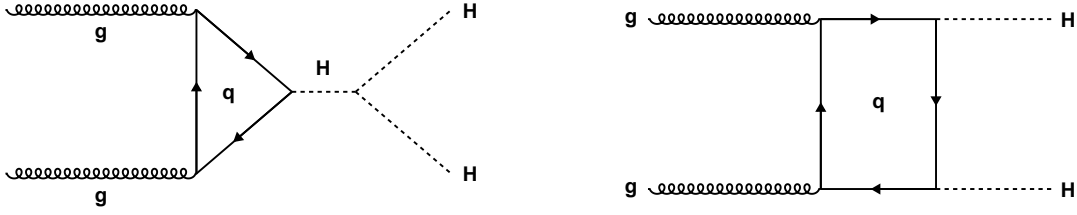


Figure 1: LO Feynman diagrams for HH production within the SM.

1 Introduction

The discovery of a standard model (SM)-like Higgs (H) boson [1, 2] motivates further investigation of the nature of electroweak symmetry breaking. In particular, the measurement of the Higgs self-coupling can provide valuable information about the details of the mechanism by which the electroweak symmetry is broken.

The measurement of the H pair (HH) production rate allows us to probe the trilinear H self-coupling. The leading-order (LO) Feynman diagrams for SM HH production are shown in Fig. 1. The amplitude of the triangle diagram depends on the trilinear H self-coupling. Interference of the box diagram with the triangle diagram reduces the SM cross section to a value of about 10 fb at a center-of-mass energy of $\sqrt{s} = 8 \text{ TeV}$ [3]. A deviation of the trilinear H self-coupling from the SM value may enhance the HH production rate significantly. The composite Higgs models discussed in Refs. [4, 5] predict such an enhancement in which the mass distribution of the H pair is expected to be broad. We refer to this case as non-resonant HH production.

Alternatively, the HH production rate could be enhanced if a unknown heavy particle X decays into a pair of H's. The LO process for this case is shown in Fig. 2. We refer to this case as resonant HH production. Several models beyond the SM give rise to such decays, in particular, two-Higgs-doublet models [6, 7], composite Higgs boson models [4, 8], Higgs portal models [9, 10], and models involving warped extra dimensions (WED) [11]. The present search is performed in the context of the latter models in which the heavy resonance X can either be a radion with spin 0 [12–15] or a Kaluza–Klein (KK) excitation of the graviton with spin 2 [16, 17]. The benchmark points for both models can be expressed in terms of the dimensionless quantity $k/\overline{M}_{\text{Pl}}$ and the mass scale $\Lambda_{\text{R}} = \sqrt{6}e^{-kl}\overline{M}_{\text{Pl}}$, where k is the exponential warp factor for the extra dimension, l is the size of the extra dimension, and \overline{M}_{Pl} is the reduced Planck mass which, is defined by $M_{\text{Pl}}/\sqrt{8\pi}$, where M_{Pl} is the Planck mass. The mass scale Λ_{R} is interpreted as the ultraviolet cutoff of the model [18, 19]. In this paper we assume that the SM particles within such a theory follow the characteristics of the SM gauge group and that the right-handed top quark is localized on the TeV brane, referred to as the elementary top hypothesis [20]. A possible mixing between the radion and the H (r/H mixing) [21] is neglected, since precision electroweak studies show that the mixing is most likely to be small [22].

Searches for HH production have been performed previously by the CMS Collaboration at the CERN LHC [23–27] in multi-lepton, multi-lepton+ $\gamma\gamma$, $bb\tau\tau$, $\gamma\gamma bb$, and $bbbb$ final states. In this paper we present the results for HH production when one of the H's decays to two bottom quarks, and the other decays to two τ leptons, where the τ leptons decay to hadrons and a ν_{τ} (τ_{h}). This decay channel is important because of its large branching fraction. A previous search in this channel was performed in the mass range of $m_X = 260\text{--}350 \text{ GeV}$ [24]. The present work extends that search to a larger range of resonance mass and to the case of non-resonant HH production. The sensitivity of the analysis is enhanced by reconstructing the full four-vector of the H that decays into τ leptons with a likelihood based algorithm and identifying hadronic τ

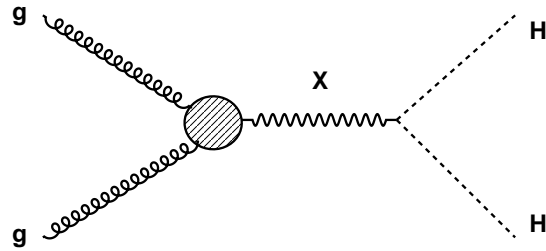


Figure 2: LO process for the production of a pair of H's through the decay of a heavy resonance X.

decays with a multivariate algorithm. We combine the results of the search in the $bb\tau\tau$ decay channel with those from searches in the $\gamma\gamma bb$ and $bbbb$ final states in order to increase the sensitivity to potential signals.

The ATLAS Collaboration has searched for resonant as well as non-resonant HH production in the $bb\tau\tau$, $\gamma\gamma WW^*$, $\gamma\gamma bb$, and $bbbb$ decay channels [28–30]. Their observed (expected) limit on non-resonant HH production, obtained by combining all channels, corresponds to 70 (48) times the SM production rate. The observed (expected) limit on non-resonant HH production obtained from the $bb\tau_h\tau_h$ channel alone is 160 (130) times the rate expected in the SM. In case of resonant HH production, the ATLAS Collaboration has set a combined observed (expected) limit on the production rate ($\sigma(pp \rightarrow X) \mathcal{B}(X \rightarrow HH)$) that ranges from 2.1 pb (1.1 pb) at $m_X = 300$ GeV to 11 fb (18 fb) at $m_X = 1000$ GeV. The observed (expected) limit set in the $bb\tau_h\tau_h$ channel alone ranges from 1.7 pb (3.1 pb) at $m_X = 300$ GeV to 0.46 pb (0.28 pb) at $m_X = 1000$ GeV.

2 Experimental setup, data, and Monte Carlo events

This Section briefly describes the CMS detector, emphasizing the tracking detector which plays an important role in this analysis. Details of the experimental data set and the Monte Carlo (MC) simulated event samples for signal events as well as various background processes that are relevant to HH production and decay are also given here.

2.1 The CMS detector

The central feature of the CMS apparatus is a superconducting solenoid of 6 m internal diameter, providing a magnetic field of 3.8 T. Within the superconducting volume are a silicon tracker, a lead tungstate crystal electromagnetic calorimeter, and a brass and scintillator hadron calorimeter, each composed of a barrel and two endcap sections. In the tracker the inner 3 (2) layers in the barrel (endcap) region consist of pixel detectors. The outer 10 (12) layers in the barrel (endcap) region are made of strip detectors. The tracker provides a resolution of $\sim 0.5\%$ for the measurement of transverse momentum (p_T) of tracks which is important for the search described here. Forward calorimeters extend the pseudorapidity (η) coverage provided by the barrel and endcap detectors. Muons are measured in gas-ionization detectors embedded in the steel flux-return yoke outside the solenoid. A more detailed description of the CMS detector, together with a definition of the coordinate system used and the relevant kinematic variables, can be found in Ref. [31]. The CMS trigger system is composed of two levels [32]. The first level, composed of custom hardware processors, reduces the event rate from 40 MHz to 0.1 MHz. At the next stage, the high-level software-based trigger, implemented in a farm of about 10 000 commercial processor cores, reduces the rate further to less than 1 kHz.

2.2 Data and simulated samples

This search is based on proton-proton (pp) collision data corresponding to an integrated luminosity of 18.3 fb^{-1} recorded at $\sqrt{s} = 8 \text{ TeV}$ in 2012. On average, 21 inelastic pp interactions per LHC bunch crossing occurred during this period [33]. One of the interactions is selected as the primary interaction and the rest are called “pileup”. Signal samples for both resonant and non-resonant HH production are generated with MADGRAPH 5.1 [34]. For resonant HH production, simulated samples are generated for spin 0 (radion) and spin 2 (graviton) hypotheses for the X resonance at masses $m_X = 300, 500, 700,$ and 1000 GeV . Shape templates for the mass parameter of the HH system used in the signal extraction procedure described in Section 8 are produced for intermediate mass points using a horizontal template morphing technique [35] in steps of 50 GeV between 300 and 700 GeV mass points and in steps of 100 GeV between 700 and 1000 GeV mass points. The efficiency and the acceptance are interpolated linearly between the mass points.

The background contribution from multijet events is estimated from data, as described in Section 6.1. Background events arising from $Z/\gamma^* \rightarrow \ell\ell$ ($\ell = e, \mu$), W+jets, $t\bar{t}$, single top quark, and di-boson (WW, WZ, ZZ) production are modeled using MC samples. Among these backgrounds $Z/\gamma^* \rightarrow \ell\ell$, W+jets, $t\bar{t}$, and di-boson samples are generated with MADGRAPH 5.1, while the single top quark samples are modeled with POWHEG 1.0 [36].

The $Z/\gamma^* \rightarrow \ell\ell$ and the W+jets backgrounds are generated in bins of generator-level parton multiplicity in order to enhance the event statistics in regions of high signal purity. These samples are normalized to their respective NNLO cross sections [37]. The $t\bar{t}$ sample is normalized to the top quark pair production cross section measured by CMS [38] multiplied by a correction factor obtained from a $t\bar{t}$ enriched control region in data. Furthermore, a kinematic reweighting is applied to simulated $t\bar{t}$ events [39, 40] to match the top quark p_T distribution observed in data. The single top quark and the di-boson events are normalized to their respective next-to-leading order (NLO) cross sections [41].

Production of events with a single H in the SM scenario is simulated using POWHEG 1.0. The production processes considered are gluon-gluon fusion (ggH), vector boson fusion (qqH), associated production of the H with W and Z bosons (VH), $b\bar{b}$ or $t\bar{t}$ pairs. These samples are produced for a H of mass $m_H = 125 \text{ GeV}$ and are normalized to the corresponding cross section given in Ref. [42]. The H decays that have been taken into account in this analysis are $H \rightarrow b\bar{b}$ for VH production, $H \rightarrow \tau\tau$ for VH and ggH production, and both $H \rightarrow b\bar{b}$ and $H \rightarrow \tau\tau$ for qqH production.

Parton shower and hadronization processes are modeled using PYTHIA 6.4. Taus are decayed by TAUOLA 27.121.5 [43]. Pileup interactions represented by minimum bias events generated with PYTHIA 6.4 [44] are added to all simulated samples according to the pileup profile observed in data during the 2012 data-taking period. The generated events are passed through a GEANT4 [45] based simulation of the CMS detector and are reconstructed using the same version of the CMS software as that for data.

A special technique, referred to as embedding, is used to model the background arising from $Z/\gamma^* \rightarrow \tau\tau$ production. Embedded samples are produced by selecting $Z/\gamma^* \rightarrow \mu\mu$ events in data and replacing the reconstructed muons by generator-level τ leptons with the same four-vectors as that of the muons [46]. The τ lepton decays are simulated using TAUOLA 27.121.5 and their polarization effects are modeled with TAUSPINNER (TAUOLAA++ 1.1.4) [47]. The visible decay products of the τ are reconstructed with the particle-flow (PF) algorithm (cf. Section 3), and then added to the remaining particles of the $Z/\gamma^* \rightarrow \mu\mu$ event, after removing the

two muons. Finally, the τ_h candidates, the jets, and the missing transverse momentum vector (\vec{p}_T^{miss}), which is defined as the negative vectorial sum of the p_T of all reconstructed particles, are reconstructed, and the event is analyzed as if it were data.

The sample of $Z/\gamma^* \rightarrow \mu\mu$ events that is used as input for the production of $Z/\gamma^* \rightarrow \tau\tau$ embedded samples contains contributions from the background $t\bar{t} \rightarrow W^+b W^- \bar{b} \rightarrow \mu^+ \nu_\mu b \mu^- \bar{\nu}_\mu \bar{b}$. While the overall level of this contribution is small ($\sim 0.1\%$ of the $Z/\gamma^* \rightarrow \tau\tau$ embedded sample), the contamination of the embedded sample with these events becomes relevant for events selected with one or more jets originating from b quarks. The $t\bar{t}$ contamination is corrected using simulated $t\bar{t}$ events that are fed through the same embedding procedure as described above.

3 Physics object reconstruction and identification

This section describes the methods employed to identify various particles used in this analysis. The PF algorithm is used to reconstruct and identify individual particles (referred to as candidates), such as electrons, muons, photons, charged and neutral hadrons with an optimized combination of information from various elements of the CMS detector [48]. The resulting candidates are used to reconstruct jets, hadronic τ decays, and p_T^{miss} . It is required that all candidates in an event originate from a common interaction point, the primary vertex. The sum of p_T^2 of all tracks associated with each interaction vertex is computed and the one with the largest value is selected as the primary vertex.

3.1 Jets and p_T^{miss}

Jets within $|\eta| < 4.7$ are built using the anti- k_T algorithm [49] with distance parameter of 0.5, using PF candidates as input. Misreconstructed jets, mainly arising from calorimeter noise, are rejected by requiring the jets to pass a set of loose identification criteria [50]. Jets originating from pileup interactions are suppressed by an identification discriminant [51] based on multivariate (MVA) techniques. Corrections based on the median energy density per event as computed by the FASTJET algorithm [52, 53] are applied to the jet energy in order to correct for other pileup effects. The energy of reconstructed jets is calibrated as a function of p_T and η of the jet [54]. Jets of $|\eta| < 2.4$ and $p_T > 20$ GeV are tagged as b quark jets if they are selected by an MVA based algorithm which uses lifetime information of b quarks (“Combined Secondary Vertex”, CSV, algorithm). The b tagging efficiency and mistag (misidentification of jets without b quarks as b quark jets) rates for this search are 70% and 1.5% (10%) for light (charm) quarks respectively [55].

The p_T^{miss} in the event is reconstructed using an MVA based algorithm [33] which uses the fact that pileup predominantly produces low- p_T jets and ‘unclustered energy’ (hadrons not within jets), while isolated leptons and high- p_T jets are almost exclusively produced by the hard-scatter interaction, even in high-pileup conditions. In addition, the algorithm provides event-by-event estimates of the p_T^{miss} resolution.

3.2 Lepton identification

Electrons and muons are used in this analysis solely for the purpose of vetoing events, as described in Section 4. A description of the electron and the muon identification criteria and the computation of their isolation from other particles is given in Refs. [56, 57].

The reconstruction of a τ_h lepton starts with a PF jet as the initial seed. This is followed by the reconstruction of the π^0 components in the jet which are then combined with the charged

hadron components to fully reconstruct the decay mode of the τ_h and to calculate its four-momentum [58]. The identification of τ_h is performed by a MVA based discriminant [59]. The main handle to separate hadronic τ decays from quark and gluon jets is the isolation of the τ_h candidate from other charged hadrons and photons. Variables that are sensitive to the distance of separation between the production and decay vertices of the τ_h candidate complement the MVA inputs. This algorithm achieves a τ_h identification efficiency of 50% with a misidentification rate for quark and gluon jets below 1%. Additional discriminants are used to separate τ_h candidates from electrons and muons [59]. The discriminant against electrons uses variables sensitive to electron shower shape, electron track, and τ_h decay kinematics. The discriminant against muons uses inputs based on calorimetric information of the τ_h jet and reconstructed hits and track segments in the muon system.

4 HH mass reconstruction and Event selection

This analysis is based on data satisfying a $\tau_h\tau_h$ trigger which requires the presence of two τ_h objects with a p_T threshold of 35 GeV and $|\eta| \leq 2.1$ for each τ_h . A further selection of events is made offline. It is first ensured that the data considered in the analysis are of good quality and each event contains a primary vertex with the absolute value of the z coordinate less than 24 cm, and within the radial distance of 2 cm from the beam axis. The following analysis specific selection criteria are then applied, determined by the need to suppress specific types of backgrounds. These selection criteria depend on the mass of the pair of τ_h candidates and the pair of b quark jets which are determined as follows.

The H that decays into a pair of τ_h leptons is reconstructed by a likelihood based algorithm, referred to as SVfit [60]. The algorithm uses the four-momenta of the two τ_h candidates, the p_T^{miss} and the p_T^{miss} covariance as input to reconstruct the full four-momentum vector (p_T , η , ϕ , and mass) of the pair of τ_h candidates without any constraint on its mass. A mass window constraint is later applied as described below. The four-vector of the H that decays into b quarks is reconstructed by means of a kinematic fit. The fit varies the energy of the highest quality (according to the CSV algorithm) b quark jet within the expected resolution, keeping the jet direction fixed, subject to the constraint that the invariant mass of the two b quark jets equals $m_H = 125$ GeV. Further selection is based on a mass window criterion as described below.

In the search for resonant HH production, the four-momentum vectors of the two H's are used to reconstruct the mass of the HH system, m_{HH} . We assume that the width of the new particle X is small compared to the experimental resolution on the mass of the H pair, which, for resonances of true mass m_X in the range 300 GeV to 1000 GeV, typically amounts to 8% times m_X . A peak in the HH mass distribution is expected in this case. The search for heavy spin 0 and spin 2 resonances is hence based on finding a peak in the HH mass spectrum.

In the non-resonant case, the mass distribution of the H pair is expected to be broader than the experimental resolution. After comparing different observables in terms of their capability to separate a potential signal from the background we have found that the observable m_{T2} [61] performs the best. Our search for non-resonant HH production is hence based on the m_{T2} variable which is an analog of the transverse mass variable used in $W \rightarrow \ell\nu$ analyses, adapted to the cascade decays of $t\bar{t}$ pairs to pairs of b quarks, leptons, and neutrinos. It improves the separation of the HH signal in particular from the $t\bar{t}$ background, due to the fact that values of the m_{T2} variable extend up to 300–400 GeV for signal events, while for $t\bar{t}$ background events they are concentrated below the top quark mass. The usage of this observable in analyses of non-resonant HH production in the $bb\tau\tau$ final state was first proposed in Ref. [62].

The selection of events is based on the following additional requirements:

- The event is required to contain two τ_h candidates with $p_T > 45 \text{ GeV}$ and $|\eta| < 2.1$, which pass the identification criteria described in Section 3.2. Both τ_h candidates are required to be matched to the τ objects that trigger the event within $\Delta R < 0.5$. Here $\Delta R = \sqrt{(\Delta\eta)^2 + (\Delta\phi)^2}$ and $\Delta\eta$ and $\Delta\phi$ are the distances in pseudorapidity and azimuthal angle (in radians), respectively, between the reconstructed tau object and the tau object at the trigger level.
- The two τ_h candidates are required to be of opposite charge. The $\tau_h\tau_h$ invariant mass ($m_{\tau\tau}$), reconstructed by the SVfit algorithm, is required to be in the window 80–140 GeV. If multiple combinations exist in an event, the combination with the highest sum of outputs from the MVA based discriminant that separates the τ_h candidate from quark and gluon jets, is taken.
- The event is required to contain two jets of $p_T > 20 \text{ GeV}$ and $|\eta| < 2.4$. The jets are required to be separated from each of the two τ_h candidates by $\Delta R > 0.5$. The mass of the two jets is required to be within the window $80 < m_{jj} < 170 \text{ GeV}$.
- Events containing an isolated electron of $p_T > 15 \text{ GeV}$ and $|\eta| < 2.4$, or an isolated muon of $p_T > 15 \text{ GeV}$ and $|\eta| < 2.4$ are rejected.

In the search for non-resonant HH production, the Lorentz boost of the H's and the resulting boost of the τ_h lepton pair coming from their decays is used to further distinguish between signal and background events by requiring the distance in η - ϕ between the two τ_h candidates, $\Delta R_{\tau\tau}$, to be less than 2.0. This criterion is not used in the resonant HH search in order to preserve sensitivity in the low mass ($m_{HH} < 500 \text{ GeV}$) region.

5 Definition of event categories

The $HH \rightarrow b\bar{b}\tau\tau$ signal events are expected to contain two b quark jets in the final state. The efficiency to reconstruct a single b jet is higher than reconstructing two b jets in an event. The efficiency of signal selection is therefore enhanced in this analysis by accepting events with one b tagged jet and one jet which is not b tagged. A control region containing events with two or more jets, none of which passes the b tagging criteria, is used to constrain systematic uncertainties. More specifically, the event categories are:

- 2 b tags
Events in this category are required to contain at least two jets of $p_T > 20 \text{ GeV}$ and $|\eta| < 2.4$ which are selected by the CSV discriminant described in Section 3.1.
- 1 b tag
Events in this category are required to contain one jet of $p_T > 20 \text{ GeV}$ and $|\eta| < 2.4$, which is selected by the CSV discriminant and one or more additional jets of $p_T > 20 \text{ GeV}$. These jets are required to either not satisfy $|\eta| < 2.4$ or not to be selected by the CSV discriminant.
- 0 b tags
Events in this category are required to contain at least two jets of $p_T > 20 \text{ GeV}$, all of which either do not satisfy $|\eta| < 2.4$ or are not selected by the CSV discriminant.

These categories are mutually exclusive. For the purpose of studying the modeling of data by MC simulation in a region that is not sensitive to the presence or the absence of signal events, we define as ‘inclusive’ category the union of all three categories. No selection criteria are applied on $m_{\tau\tau}$, m_{jj} , or $\Delta R_{\tau\tau}$ in the inclusive category.

6 Background estimation

The two important sources of background in the 0 b tag and 1 b tag categories are events containing $Z/\gamma^* \rightarrow \tau\tau$ decays and multijet production. In the 2 b tag category $Z/\gamma^* \rightarrow \tau\tau$ decays and $t\bar{t}$ events are dominant sources of background events.

6.1 The multijet events

The reconstructed τ_h candidates in multijet events are typically due to the misidentification of quark or gluon jets. The contribution from this background in the signal region, in terms of event yield and shape of the distributions in m_{HH} and m_{T2} (“shape template”), is determined entirely from data. The normalization and shape is obtained separately in each event category, from events that pass the selection criteria described in Sections 4 and contain two τ_h candidates of opposite charge. It is required that the leading (higher p_T) τ_h candidate passes relaxed, but fails the nominal τ_h identification criteria. The probabilities for the leading τ_h candidate to pass the relaxed and nominal τ_h identification criteria are measured in events that contain two τ_h candidates of the same charge, as functions of p_T of the leading τ_h candidate in three regions of η , $|\eta| < 1.2$, $1.2 < |\eta| < 1.7$, and $1.7 < |\eta| < 2.1$. A linear function is fitted to the variation of the ratio of these two probabilities with p_T and is applied as an event weight to obtain the estimate for the shape template of the multijet background in the signal region. Contributions from other backgrounds to these events are subtracted based on MC predictions.

6.2 The $Z/\gamma^* \rightarrow \tau\tau$ events

The dominant irreducible $Z/\gamma^* \rightarrow \tau\tau$ background in the event categories with 2 b tags, 1 b tag, and 0 b tags is modeled by applying embedding to $Z/\gamma^* \rightarrow \mu\mu$ events selected from data as described in Section 2.2. The embedded sample is normalized to the $Z/\gamma^* \rightarrow \tau\tau$ event yield obtained from the MC simulation in the inclusive event category. The correction due to $t\bar{t}$ contamination is performed by subtracting the distribution in m_{HH} or m_{T2} whose shape and normalization are determined using the $t\bar{t}$ embedded sample from that in the $Z/\gamma^* \rightarrow \tau\tau$ embedded sample in each event category. An uncertainty on the number of events in each bin is set to the sum of uncertainties of the $Z/\gamma^* \rightarrow \tau\tau$ and $t\bar{t}$ embedded yields in that bin, added in quadrature.

The embedded samples cover only a part of the $Z/\gamma^* \rightarrow \tau\tau$ background, namely events in which both reconstructed τ_h candidates match generator-level hadronic τ decays, because of requirements that are applied at the generator level during the production of the embedded samples to enhance the number of events that pass the selection criteria described in Sections 4. The small additional contribution arising from $Z/\gamma^* \rightarrow \tau\tau$ production in which one or both reconstructed τ_h candidates are due to a misidentified electron, muon, or jet are taken from the $Z/\gamma^* \rightarrow \tau\tau$ MC sample.

6.3 Other backgrounds

The contribution of $t\bar{t}$ background is estimated using an MC sample after reweighting the events as described in Section 2.2. The background contributions arising from W +jets, $Z/\gamma^* \rightarrow \ell\ell$ ($\ell = e, \mu$), single top quark, and di-boson production are small and are modeled using MC samples.

7 Systematic uncertainties

The systematic uncertainties in this analysis may affect the number of signal or background events selected in a given event category or affect the relative number of signal or background events in individual bins of kinematic distributions. An additional uncertainty arises due to the limited statistics available to model the m_{HH} or m_{T2} distributions of individual backgrounds in some of the event categories. The treatment of such uncertainties is described in Section 8. The systematic uncertainties relevant to this analysis are

- The τ_{h} trigger and identification efficiency
The uncertainty in the τ_{h} identification efficiency has been measured as 6% using $Z/\gamma^* \rightarrow \tau\tau \rightarrow \mu\tau_{\text{h}}$ events. The τ_{h} candidates in $Z/\gamma^* \rightarrow \tau\tau$ events typically have p_{T} in the range 20 to 50 GeV. An uncorrelated uncertainty of $20\%p_{\text{T}}/(1000 \text{ GeV})$ is added to account for the extrapolation to the high- p_{T} region, including the uncertainty in the charge misidentification rate of high- p_{T} τ leptons. The above uncertainties have been taken from Ref. [59]. The uncertainty in the efficiency of the $\tau_{\text{h}}\tau_{\text{h}}$ trigger amounts to 4.5% per τ_{h} candidate [24].
- τ_{h} energy scale
The uncertainty in the τ_{h} energy scale is taken as 3% [59].
- Background yields
The rate of the $Z/\gamma^* \rightarrow \ell\ell$ ($\ell = e, \mu$) background is attributed an uncertainty of 5%. The normalization of the $Z/\gamma^* \rightarrow \tau\tau$ embedded samples, as described in Section 6.2, is attributed an uncertainty of 5%. An additional uncertainty of 5% is assigned to the fraction of $Z/\gamma^* \rightarrow \tau\tau$ events entering the 2 b tags and 1 b tag categories. This uncertainty has been introduced to cover potential small biases of the embedding technique. The uncertainty in the MC yield of $t\bar{t}$, single top quark, and di-boson backgrounds amounts to 15%. An uncertainty of 30% has been applied to the W+jets background yield obtained from MC. The above uncertainties have been taken from Refs. [24, 63].
- Integrated luminosity
The uncertainty in the integrated luminosity is taken as 2.6% [64]. This uncertainty is applied to signal and to $Z/\gamma^* \rightarrow \ell\ell$ ($\ell = e, \mu, \tau$), W+jets, single top quark and di-boson backgrounds. This uncertainty is not applied to the $t\bar{t}$ background, as this background is normalized to the top quark pair production cross section measured by CMS with a correction factor obtained from a $t\bar{t}$ dominated control region in data as described in Section 2.2. The normalization of the multijet background is obtained from data and hence is not subject to the luminosity uncertainty.
- Jet energy scale
Jet energy scale uncertainties range from 1 to 10% and are parametrized as functions of jet p_{T} and η [54]. They affect the yield of signal and background events in different event categories and the shape of the m_{HH} and m_{T2} distributions.
- The b tagging efficiency and the mistag rate
Uncertainties in the b tagging efficiencies and the mistag rates result in event migration between categories. These are evaluated as functions of jet p_{T} and η as determined in Ref. [55] and are applied to MC samples.
- The multijet background estimation
The uncertainty in this background contribution is obtained by adding the statistical uncertainty in the yield of events in the sample with two opposite charge τ_{h} candidates in quadrature with the uncertainty in the slope and offset parameters of the

function used as event weight to the shape template as described in Section 6.1.

- The p_T^{miss} resolution and response
The uncertainties related to p_T^{miss} which affect the shape of the m_{HH} and the m_{T2} distributions are covered by uncertainties in the Z boson recoil correction. The Z boson recoil correction is computed by comparing data with simulation in $Z \rightarrow ee$, $Z \rightarrow \mu\mu$, and photon+jets samples, which do not have any genuine p_T^{miss} . All observables related to p_T^{miss} (including m_{HH} and m_{T2}) are recomputed by varying p_T^{miss} within its uncertainty [33] and applied to MC samples.
- The top quark p_T reweighting
The reweighting that is applied to simulated $t\bar{t}$ events (Section 2.2) is varied between one (no correction) and twice the reweighting factor (overcorrection by 100%) to account for the uncertainty due to reweighting [39, 40].
- Other sources
The uncertainties on the SM HH cross section are $+4.1\%/ -5.7\%$ due to scale, $\pm 5\%$ due to approximations concerning top quark mass effects that are made in the theoretical calculations, $\pm 2.6\%$ due to α_s and $\pm 3.1\%$ due to the parton density function [3]. The uncertainty due to the $H \rightarrow \tau\tau$ ($H \rightarrow b\bar{b}$) branching fraction is $\pm 3.3\%$ ($\pm 3.2\%$) [65]. The effect of the uncertainty on the number of pileup interactions amounts to less than 1% and is neglected.

8 Signal extraction

Signal rates are determined from a binned maximum likelihood fit for signal plus background and background-only hypotheses. In case of resonant (non-resonant) HH production, we fit the distribution of m_{HH} (m_{T2}), reconstructed as described in Section 4. Constraints on systematic uncertainties that correspond to multiplicative factors on the signal or the background yield (e.g. cross sections, efficiencies, misreconstruction rates, and sideband extrapolation factors) are represented by log-normal probability density functions. Systematic uncertainties in the shape of m_{HH} and m_{T2} distributions for signal as well as background processes are accounted for by the ‘vertical template morphing’ technique [66] and represented by Gaussian probability density functions. The Barlow–Beeston method [66, 67] is employed to account for statistical uncertainties on the m_{HH} and m_{T2} shape templates.

9 Results

9.1 Observed yields

The number of events observed in the event categories with 2 b tags, 1 b tag, and 0 b tags as well as the expected yield of background processes in these categories are given in Table 1. The signal rate expected for non-resonant HH production has been computed for a cross section $\sigma(\text{pp} \rightarrow \text{HH})$ of 1 pb, corresponding to 100 times the SM cross section, and SM event kinematics [68, 69]. In the case of resonant HH production, the signal yield has been computed for a resonance X (radion or graviton) of mass $m_X = 500$ GeV and a $\sigma(\text{pp} \rightarrow X) \mathcal{B}(X \rightarrow \text{HH})$ of 1 pb. The corresponding WED model parameters are $kl = 35$, $k/\overline{M}_{\text{Pl}} = 0.2$, assuming an elementary top hypothesis and no radion–Higgs (r/H) mixing [20–22].

For non-resonant HH production the distributions of m_{T2} are shown in Fig. 3. For the resonant case the distribution of m_{HH} for events selected in the three categories mentioned above are shown in Fig. 4. In both figures, the sum of W+jets and di-boson events and of Z+jets events

Table 1: Observed and expected event yields in different event categories, in the search for non-resonant (top) and resonant (bottom) HH production ($(pp \rightarrow X) \mathcal{B}(X \rightarrow HH)$). Expected event yields are computed using values of nuisance parameters obtained by the maximum likelihood fit to the data as described in Section 8. Quoted uncertainties represent the combination of statistical and systematic uncertainties. The WED model parameters are $kl = 35$, $k/\overline{M}_{\text{Pl}} = 0.2$ (assuming an elementary top hypothesis and no radion–Higgs mixing).

Non-resonant analysis (event yields)			
Process	0 b tags	1 b tag	2 b tags
Non-resonant HH production (100 SM)	1.2 ± 0.2	4.6 ± 0.6	4.3 ± 0.5
$Z \rightarrow \tau\tau$	120.3 ± 11.1	17.7 ± 3.0	2.0 ± 0.8
Multijet	27.9 ± 2.7	5.4 ± 1.0	0.7 ± 0.2
W+jets	4.3 ± 0.8	0.4 ± 0.1	0.4 ± 0.1
Z+jets (e, μ , or jet misidentified as τ_h)	0.7 ± 0.2	<0.1	<0.1
$t\bar{t}$	1.3 ± 0.2	3.4 ± 0.5	1.2 ± 0.2
Di-bosons + single top quark	5.7 ± 1.0	1.1 ± 0.2	0.5 ± 0.1
SM Higgs boson	3.7 ± 1.3	0.6 ± 0.2	0.2 ± 0.1
Total expected	163.9 ± 11.4	28.6 ± 3.2	5.2 ± 1.1
Observed data	165	26	1

Resonant analysis (event yields)			
Process	0 b tags	1 b tag	2 b tags
500 GeV radion \rightarrow HH	1.6 ± 0.2	5.7 ± 0.7	6.2 ± 0.8
500 GeV graviton \rightarrow HH	2.4 ± 0.3	7.8 ± 0.9	7.6 ± 0.9
$Z \rightarrow \tau\tau$	130.6 ± 13.8	19.8 ± 3.4	2.7 ± 1.0
Multijet	92.7 ± 8.1	12.6 ± 2.2	1.8 ± 0.6
W+jets	8.4 ± 1.5	0.8 ± 0.3	0.4 ± 0.1
Z+jets (e, μ or jet misidentified as τ_h)	1.6 ± 0.5	<0.1	0.2 ± 0.1
$t\bar{t}$	2.5 ± 0.4	5.2 ± 0.7	2.7 ± 0.5
Di-bosons + single top	6.1 ± 1.1	1.7 ± 0.4	0.5 ± 0.1
SM Higgs boson	5.0 ± 1.7	0.7 ± 0.2	0.2 ± 0.1
Total expected	246.8 ± 13.9	40.6 ± 3.9	8.4 ± 1.3
Observed data	268	39	4

in which one or both reconstructed τ_h are due to a misidentified e , μ , or jet is referred to as “electroweak” background. Bins in which zero events are observed in the data are indicated by the absence of a data point. The vertical bar drawn in these bins indicate the 84% confidence interval, corresponding to a tail probability of 16%. The event yields and the shape of mass distributions observed in data are in agreement with background predictions. No evidence for the presence of a signal is observed.

9.2 Cross section limits

We have set 95% CL upper limits on cross section times branching fraction for HH production using a modified frequentist approach, known as the CL_s method [70–72]. For non-resonant production SM event kinematics have been assumed. Some model dependency is expected in this case, as the signal acceptance times efficiency as well as the shape of the m_{T2} distribution vary as functions of the m_{HH} spectrum predicted by the model. The observed (expected) limits on $\sigma(pp \rightarrow HH)$ are 0.59 (0.94 $^{+0.46}_{-0.24}$) pb, corresponding to a factor of about 59 (94) times the cross section predicted by the SM. For the production of resonances decaying to a pair of SM-like H’s of mass $m_H = 125$ GeV the difference between the limits computed for radion $\rightarrow HH$ and graviton $\rightarrow HH$ signals is small, indicating that the limits on resonant HH production cross section do not depend on these particular models. The limits obtained for resonant HH production are given in Table 2 and are shown in Fig. 5. In this figure, the expected limits are computed for a generic spin 0/2 resonance decaying to two SM H’s. The theoretical curves for the graviton case are based on KK graviton production in the bulk and RS1 models, respectively [18, 19]. To obtain the radion theoretical curves, cross section for radion production via gluon fusion are computed (to NLO electroweak and NNLO QCD accuracy) for different values of the fundamental theoretical parameter Λ_R . These values are then multiplied by a k factor calculated for SM-like H production through gluon-gluon fusion [73–75].

Table 2: The 95% CL upper limits on resonant HH production ($\sigma(pp \rightarrow X) \mathcal{B}(X \rightarrow HH)$) in units of pb for spin 0 (radion) and spin 2 (graviton) resonances X , at different masses m_X , obtained from the HH search in the decay channel $bb\tau\tau$.

m_X [GeV]	Radion (spin 0) (σ)		Graviton (spin 2) (σ)	
	Expected (pb)	Observed (pb)	Expected (pb)	Observed (pb)
300	7.78	5.42	5.51	3.97
350	2.08	1.33	1.58	1.03
400	1.13	0.79	0.87	0.58
450	0.73	0.75	0.61	0.60
500	0.50	0.44	0.41	0.36
600	0.30	0.28	0.23	0.23
700	0.20	0.21	0.16	0.16
800	0.19	0.20	0.16	0.16
900	0.16	0.16	0.14	0.14
1000	0.15	0.14	0.14	0.14

The results of the search for HH production in the $bb\tau\tau$ decay channel are combined with those in the decay channels $\gamma\gamma bb$ and $bbbb$, published in Refs. [25, 26] respectively. The combination is performed by adding the three individual log likelihood functions. The correlated systematics are taken into account by using the same nuisance parameters for the fully correlated sources. They are the luminosity uncertainty, the uncertainty on the b tagging efficiency, the uncertainties related to the underlying event and parton showering, the uncertainties on the branching fractions of the three HH decays channels, and the theoretical uncertainties on the

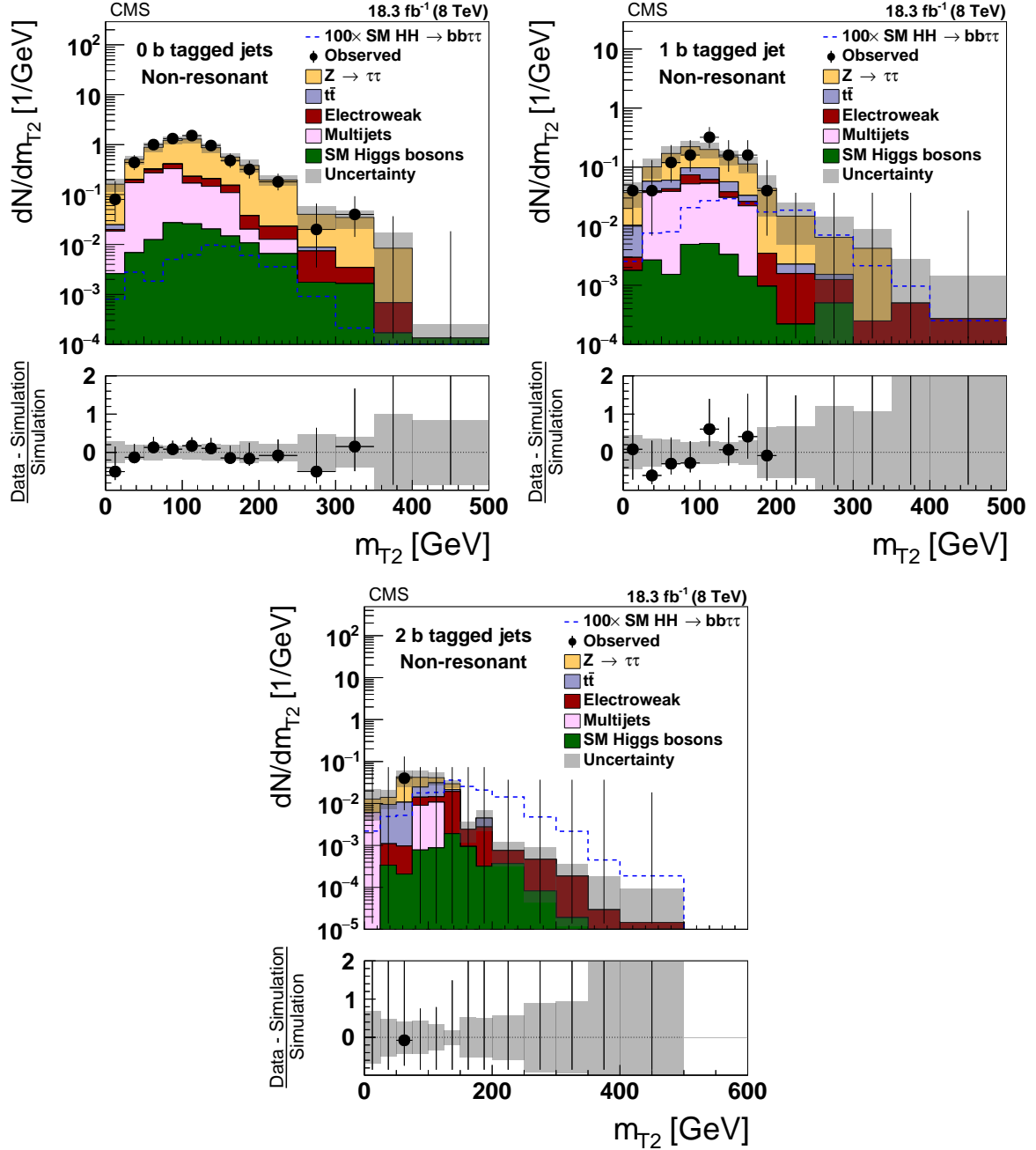


Figure 3: Distributions in m_{T2} observed in the event categories with 0 b tags, 1 b tag, and 2 b tags in the data compared to the background expectation. Hypothetical non-resonant HH signals with a cross section $\sigma(pp \rightarrow HH)$ of 1 pb, corresponding to 100 times the SM cross section are overlaid for comparison. The expectation for signal and background processes is shown for values of nuisance parameters obtained from the likelihood fit.

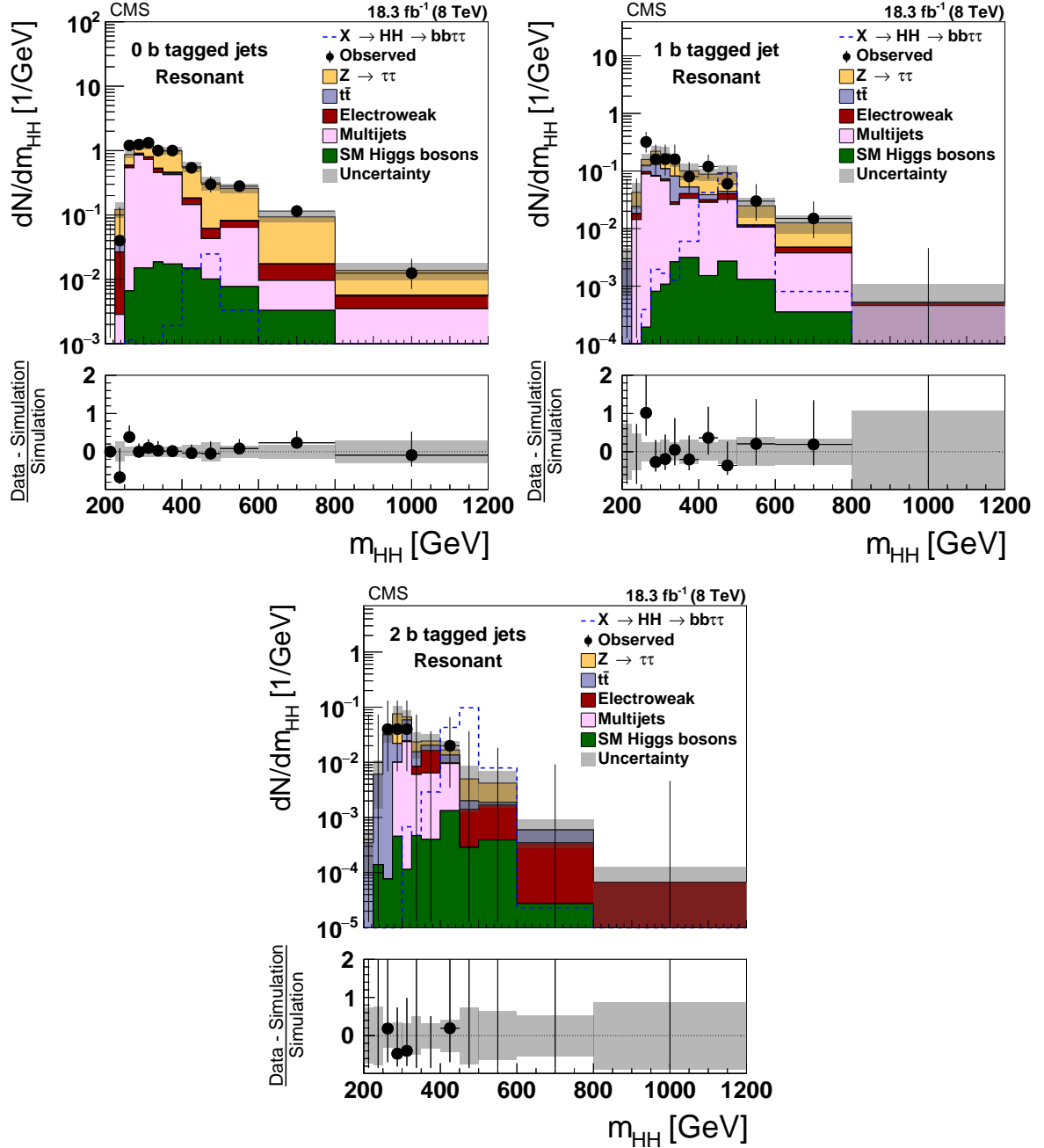


Figure 4: Distributions in m_{HH} observed in the event categories with 0 b tags, 1 b tag, and 2 b tags in the data compared to the background expectation. Hypothetical signal distributions corresponding to the decays of a spin 2 resonance X of mass $m_X = 500$ GeV that is produced with a $\sigma(pp \rightarrow X) \mathcal{B}(X \rightarrow HH)$ of 1 pb are overlaid for comparison. The corresponding WED model parameters are $kl = 35$ and $k/\overline{M}_{Pl} = 0.2$. The expectation for signal and background processes is shown for values of nuisance parameters obtained from the likelihood fit.

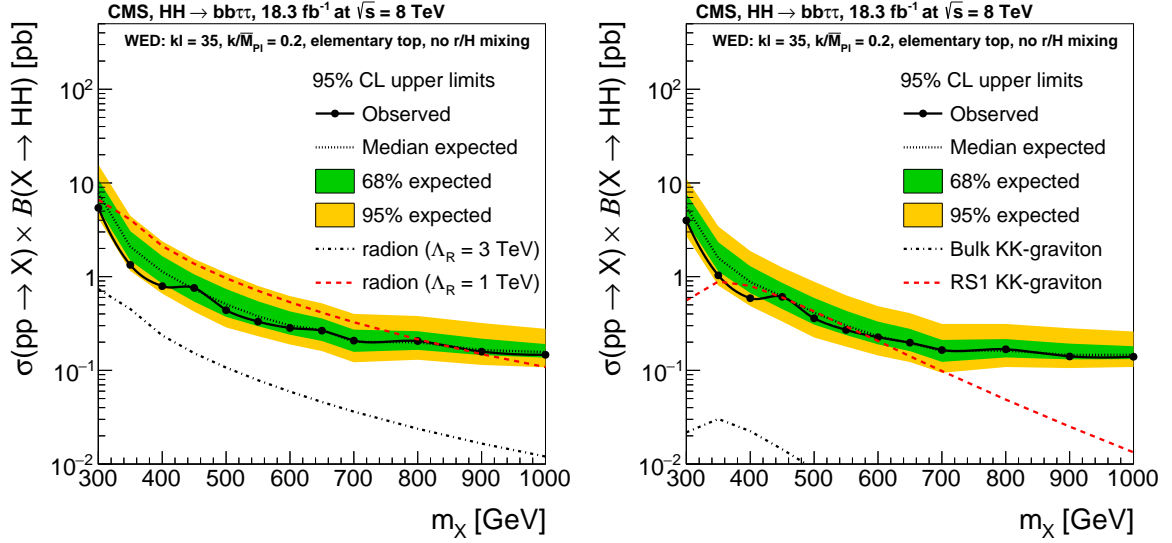


Figure 5: The 95% CL observed and expected upper limits on the $\sigma(pp \rightarrow X) \mathcal{B}(X \rightarrow HH)$ for a spin 0 (left) and for a spin 2 (right) resonance X as functions of the resonance mass m_X , obtained from the search in the decay channel $bb\tau\tau$. The green and yellow bands represent, respectively, the 1 and 2 standard deviation extensions beyond the expected limit. Also shown are theoretical predictions corresponding to WED models for radions for values of $\Lambda_R = 1, 3$ TeV and for RS1 and bulk KK gravitons [18, 19]. The other WED model parameters are $kl = 35$ and $k/\overline{M}_{Pl} = 0.2$, assuming an elementary top hypothesis and no radion–Higgs (r/H) mixing.

SM non-resonant HH cross section, parton density functions and α_s . The uncertainty on the branching fraction of $H \rightarrow \gamma\gamma$ is $\pm 5\%$ [65].

The signal yield in the three decay channels is determined assuming that the branching fractions for the decays $H \rightarrow bb$, $H \rightarrow \tau\tau$, and $H \rightarrow \gamma\gamma$ are equal to the SM predictions [65] for a H with mass $m_H = 125$ GeV. The datasets analyzed by the $\gamma\gamma bb$ and $bbbb$ decay channels correspond to integrated luminosities of 19.7 and 17.9 fb^{-1} , recorded at $\sqrt{s} = 8$ TeV respectively. The search in the $\gamma\gamma bb$ decay channel targets resonant as well as non-resonant HH production, while the search in the $bbbb$ decay channel focuses on resonant HH signals. No evidence for a signal is observed in the combined search.

The limits on resonant HH production obtained from the combination of $bb\tau\tau$, $\gamma\gamma bb$, and $bbbb$ channels are given in Table 3 and Fig. 6. In the case of non-resonant HH production, an observed (expected) limit on $\sigma(pp \rightarrow HH)$ of 0.43 pb ($0.47^{+0.20}_{-0.12}$ pb), corresponding to 43 (47) times the SM cross section, is obtained by combining the $bb\tau\tau$ and $\gamma\gamma bb$ decay channels. The low mass sensitivity ($m_{HH} \leq 400$ GeV) is dominated by the $\gamma\gamma bb$ channel while the high mass ($m_{HH} > 700$ GeV) sensitivity is driven by the $bbbb$ channel. The $bb\tau\tau$ channel is competitive with the $\gamma\gamma bb$ channel in the intermediate mass range ($400 \text{ GeV} < m_{HH} \leq 700 \text{ GeV}$).

10 Summary

A search has been performed for events containing a pair of SM-like H 's in resonant and non-resonant production of the pair in the channel where one boson decays to a pair of b quarks and the other to a τ lepton pair, in pp collisions collected by the CMS experiment at 8 TeV center-of-mass energy, corresponding to an integrated luminosity of 18.3 fb^{-1} . Results are expressed as 95% CL upper limits on the production of a signal. The limit on non-resonant HH

Table 3: The 95% CL upper limits on resonant HH production ($\sigma(\text{pp} \rightarrow X) \mathcal{B}(X \rightarrow \text{HH})$) in units of fb for spin 0 (radion) and spin 2 (graviton) resonances X , at different masses m_X , obtained from the combination of HH searches performed in the $\text{bb}\tau\tau$, $\gamma\gamma\text{bb}$, and bbbb decay channels.

m_X [GeV]	Radion (spin 0) (σ)		Graviton (spin 2) (σ)	
	Expected (fb)	Observed (fb)	Expected (fb)	Observed (fb)
300	776	1134	760	1088
350	544	285	488	262
400	333	244	276	197
450	201	204	163	162
500	145	207	118	157
600	82	121	67	94
700	52	40	41	34
800	34	39	26	31
900	28	22	23	17
1000	31	21	26	18

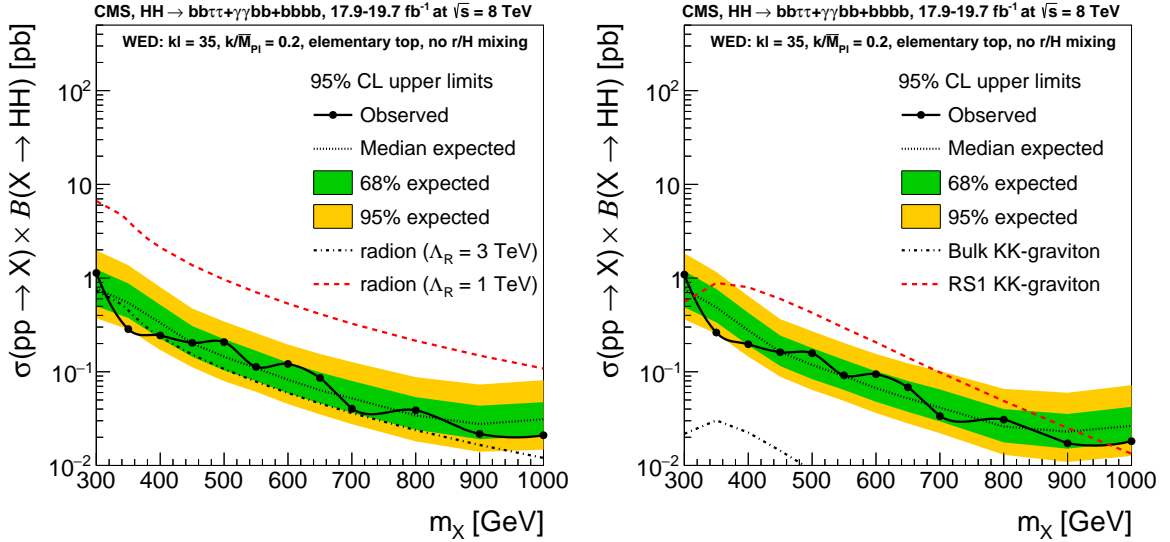


Figure 6: 95% CL observed and expected upper limits on the cross section times branching fraction ($\sigma(\text{pp} \rightarrow X) \mathcal{B}(X \rightarrow \text{HH})$) for a spin 0 (left) and for a spin 2 (right) resonance X as functions of the resonance mass m_X , obtained from the combination of searches performed in the $\text{bb}\tau\tau$, $\gamma\gamma\text{bb}$ and bbbb decay channels. The green and yellow bands represent, respectively, the 1 and 2 standard deviation extensions beyond the expected limit. Also shown are theoretical predictions corresponding to WED models for radions for values of $\Lambda_R = 1, 3$ and for RS1 and Bulk KK gravitons [18, 19]. The other WED model parameters are $kl = 35$ and $k/\overline{M}_{\text{Pl}} = 0.2$, assuming an elementary top hypothesis and no radion–Higgs (r/H) mixing.

production corresponds to a factor of 59 times the rate expected in the SM. For resonant $X \rightarrow HH$ production, the limit on $\sigma(pp \rightarrow X) \mathcal{B}(X \rightarrow HH)$ for a resonance of spin 0 and spin 2 ranges, respectively, from 5.42 and 3.97 pb at a mass $m_X = 300$ GeV to 0.14 pb and 0.14 pb at $m_X = 1000$ GeV.

The results of the search in the $bb\tau\tau$ decay channel are combined with those in the $\gamma\gamma bb$ and $bbbb$ decay channels. For non-resonant HH production, the combination of $bb\tau\tau$ and $\gamma\gamma bb$ decay channels yields a limit that is a factor of 43 times the SM rate. The limit on resonant HH production obtained from the combination ranges from 1.13 and 1.09 pb at $m_X = 300$ GeV, to 21 and 18 fb at $m_X = 1000$ GeV for resonances of spin 0 and spin 2 respectively.

Acknowledgments

We congratulate our colleagues in the CERN accelerator departments for the excellent performance of the LHC and thank the technical and administrative staffs at CERN and at other CMS institutes for their contributions to the success of the CMS effort. In addition, we gratefully acknowledge the computing centers and personnel of the Worldwide LHC Computing Grid for delivering so effectively the computing infrastructure essential to our analyses. Finally, we acknowledge the enduring support for the construction and operation of the LHC and the CMS detector provided by the following funding agencies: BMWFW and FWF (Austria); FNRS and FWO (Belgium); CNPq, CAPES, FAPERJ, and FAPESP (Brazil); MES (Bulgaria); CERN; CAS, MoST, and NSFC (China); COLCIENCIAS (Colombia); MSES and CSF (Croatia); RPF (Cyprus); SENESCYT (Ecuador); MoER, ERC IUT, and ERDF (Estonia); Academy of Finland, MEC, and HIP (Finland); CEA and CNRS/IN2P3 (France); BMBF, DFG, and HGF (Germany); GSRT (Greece); OTKA and NIH (Hungary); DAE and DST (India); IPM (Iran); SFI (Ireland); INFN (Italy); MSIP and NRF (Republic of Korea); LAS (Lithuania); MOE and UM (Malaysia); BUAP, CINVESTAV, CONACYT, LNS, SEP, and UASLP-FAI (Mexico); MBIE (New Zealand); PAEC (Pakistan); MSHE and NSC (Poland); FCT (Portugal); JINR (Dubna); MON, RosAtom, RAS, RFBR and RAEP (Russia); MESTD (Serbia); SEIDI, CPAN, PCTI and FEDER (Spain); Swiss Funding Agencies (Switzerland); MST (Taipei); ThEPCenter, IPST, STAR, and NSTDA (Thailand); TUBITAK and TAEK (Turkey); NASU and SFFR (Ukraine); STFC (United Kingdom); DOE and NSF (USA).

Individuals have received support from the Marie-Curie program and the European Research Council and Horizon 2020 Grant, contract No. 675440 (European Union); the Leventis Foundation; the A. P. Sloan Foundation; the Alexander von Humboldt Foundation; the Belgian Federal Science Policy Office; the Fonds pour la Formation à la Recherche dans l'Industrie et dans l'Agriculture (FRIA-Belgium); the Agentschap voor Innovatie door Wetenschap en Technologie (IWT-Belgium); the Ministry of Education, Youth and Sports (MEYS) of the Czech Republic; the Council of Science and Industrial Research, India; the HOMING PLUS program of the Foundation for Polish Science, cofinanced from European Union, Regional Development Fund, the Mobility Plus program of the Ministry of Science and Higher Education, the National Science Center (Poland), contracts Harmonia 2014/14/M/ST2/00428, Opus 2014/13/B/ST2/02543, 2014/15/B/ST2/03998, and 2015/19/B/ST2/02861, Sonata-bis 2012/07/E/ST2/01406; the National Priorities Research Program by Qatar National Research Fund; the Programa Clarín-COFUND del Principado de Asturias; the Thalís and Aristeia programs cofinanced by EU-ESF and the Greek NSRF; the Rachadapisek Sompot Fund for Postdoctoral Fellowship, Chulalongkorn University and the Chulalongkorn Academic into Its 2nd Century Project Advancement Project (Thailand); and the Welch Foundation, contract C-1845.

References

- [1] CMS Collaboration, “Observation of a new boson at a mass of 125 GeV with the CMS experiment at the LHC”, *Phys. Lett. B* **716** (2012) 30, doi:10.1016/j.physletb.2012.08.021, arXiv:1207.7235.
- [2] ATLAS Collaboration, “Observation of a new particle in the search for the Standard Model Higgs boson with the ATLAS detector at the LHC”, *Phys. Lett. B* **716** (2012) 1, doi:10.1016/j.physletb.2012.08.020, arXiv:1207.7214.
- [3] D. de Florian et al., “Handbook of LHC Higgs cross sections: 4. deciphering the nature of the Higgs sector”, technical report, 2016. doi:10.23731/CYRM-2017-002, arXiv:1610.07922.
- [4] R. Grober and M. Muhlleitner, “Composite Higgs Boson Pair Production at the LHC”, *JHEP* **06** (2011) 020, doi:10.1007/JHEP06(2011)020, arXiv:1012.1562.
- [5] R. Contino et al., “Anomalous couplings in double Higgs production”, *JHEP* **08** (2012) 154, doi:10.1007/JHEP08(2012)154, arXiv:1205.5444.
- [6] N. Craig, J. Galloway, and S. Thomas, “Searching for Signs of the Second Higgs Doublet”, (2013). arXiv:1305.2424.
- [7] D. T. Nhung, M. Muhlleitner, J. Streicher, and K. Walz, “Higher order corrections to the trilinear Higgs self-couplings in the real NMSSM”, *JHEP* **11** (2013) 181, doi:10.1007/JHEP11(2013)181, arXiv:1306.3926.
- [8] R. Contino et al., “Strong double Higgs production at the LHC”, *JHEP* **05** (2010) 089, doi:10.1007/JHEP05(2010)089, arXiv:1002.1011.
- [9] C. Englert, T. Plehn, D. Zerwas, and P. M. Zerwas, “Exploring the Higgs portal”, *Phys. Lett. B* **703** (2011) 298, doi:10.1016/j.physletb.2011.08.002, arXiv:1106.3097.
- [10] J. M. No and M. Ramsey-Musolf, “Probing the Higgs portal at the LHC through resonant di-Higgs production”, *Phys. Rev. D* **89** (2014) 095031, doi:10.1103/PhysRevD.89.095031, arXiv:1310.6035.
- [11] L. Randall and R. Sundrum, “A large mass hierarchy from a small extra dimension”, *Phys. Rev. Lett.* **83** (1999) 3370, doi:10.1103/PhysRevLett.83.3370, arXiv:hep-ph/9905221.
- [12] K. Cheung, “Phenomenology of radion in Randall-Sundrum scenario”, *Phys. Rev. D* **63** (2001) 056007, doi:10.1103/PhysRevD.63.056007, arXiv:hep-ph/0009232.
- [13] W. D. Goldberger and M. B. Wise, “Modulus stabilization with bulk fields”, *Phys. Rev. Lett.* **83** (1999) 4922, doi:10.1103/PhysRevLett.83.4922, arXiv:hep-ph/9907447.
- [14] O. DeWolfe, D. Z. Freedman, S. S. Gubser, and A. Karch, “Modeling the fifth-dimension with scalars and gravity”, *Phys. Rev. D* **62** (2000) 046008, doi:10.1103/PhysRevD.62.046008, arXiv:hep-ph/9909134.
- [15] C. Csaki, M. Graesser, L. Randall, and J. Terning, “Cosmology of brane models with radion stabilization”, *Phys. Rev. D* **62** (2000) 045015, doi:10.1103/PhysRevD.62.045015, arXiv:hep-ph/9911406.

- [16] H. Davoudiasl, J. L. Hewett, and T. G. Rizzo, “Phenomenology of the Randall-Sundrum gauge hierarchy model”, *Phys. Rev. Lett.* **84** (2000) 2080, doi:10.1103/PhysRevLett.84.2080, arXiv:hep-ph/9909255.
- [17] C. Csaki, M. L. Graesser, and G. D. Kribs, “Radion dynamics and electroweak physics”, *Phys. Rev. D* **63** (2001) 065002, doi:10.1103/PhysRevD.63.065002, arXiv:hep-ph/0008151.
- [18] K. Agashe et al., “Warped extra dimensional benchmarks for Snowmass 2013”, in *Proceedings, 2013 Community Summer Study on the Future of U.S. Particle Physics: Snowmass on the Mississippi (CSS2013)*. Minneapolis, July-August, 2013. arXiv:1309.7847.
- [19] P. de Aquino, K. Hagiwara, Q. Li, and F. Maltoni, “Simulating graviton production at hadron colliders”, *JHEP* **06** (2011) 132, doi:10.1007/JHEP06(2011)132, arXiv:1101.5499.
- [20] A. L. Fitzpatrick, J. Kaplan, L. Randall, and L. T. Wang, “Searching for the Kaluza-Klein graviton in bulk RS models”, *JHEP* **09** (2007) 013, doi:10.1088/1126-6708/2007/09/013, arXiv:hep-ph/0701150.
- [21] I. Antoniadis and R. Sturani, “Higgs graviscalar mixing in type I string theory”, *Nucl. Phys. B* **631** (2002) 66, doi:10.1016/S0550-3213(02)00214-6, arXiv:hep-th/0201166.
- [22] N. Desai, U. Maitra, and B. Mukhopadhyaya, “An updated analysis of radion-Higgs mixing in the light of LHC data”, *JHEP* **10** (2013) 093, doi:10.1007/JHEP10(2013)093, arXiv:1307.3765.
- [23] CMS Collaboration, “Searches for heavy Higgs bosons in two-Higgs-doublet models and for $t \rightarrow ch$ decay using multilepton and diphoton final states in pp collisions at 8 TeV”, *Phys. Rev. D* **90** (2014) 112013, doi:10.1103/PhysRevD.90.112013, arXiv:1410.2751.
- [24] CMS Collaboration, “Searches for a heavy scalar boson H decaying to a pair of 125 GeV Higgs bosons hh or for a heavy pseudoscalar boson A decaying to Zh, in the final states with $h \rightarrow \tau\tau$ ”, *Phys. Lett. B* **755** (2016) 217, doi:10.1016/j.physletb.2016.01.056, arXiv:arXiv:1510.01181.
- [25] CMS Collaboration, “Search for two Higgs bosons in final states containing two photons and two bottom quarks in proton-proton collisions at 8 TeV”, *Phys. Rev. D* **94** (2016) 052012, doi:10.1103/PhysRevD.94.052012, arXiv:1603.06896.
- [26] CMS Collaboration, “Search for resonant pair production of Higgs bosons decaying to two bottom quark-antiquark pairs in proton-proton collisions at 8 TeV”, *Phys. Lett. B* **749** (2015) 560, doi:10.1016/j.physletb.2015.08.047, arXiv:1503.04114.
- [27] CMS Collaboration, “Search for heavy resonances decaying to two Higgs bosons in final states containing four b quarks”, *Eur. Phys. J. C* **76** (2016) 371, doi:10.1140/epjc/s10052-016-4206-6, arXiv:1602.08762.
- [28] ATLAS Collaboration, “Search for Higgs boson pair production in the $\gamma\gamma b\bar{b}$ final state using pp collision data at $\sqrt{s} = 8$ TeV from the ATLAS detector”, *Phys. Rev. Lett.* **114** (2015) 081802, doi:10.1103/PhysRevLett.114.081802, arXiv:1406.5053.

- [29] ATLAS Collaboration, “Search for Higgs boson pair production in the $b\bar{b}b\bar{b}$ final state from pp collisions at $\sqrt{s} = 8$ TeV from the ATLAS detector”, *Eur. Phys. J. C* **75** (2015) 412, doi:10.1140/epjc/s10052-015-3628-x, arXiv:1506.00285.
- [30] ATLAS Collaboration, “Searches for Higgs boson pair production in the $hh \rightarrow bb\tau\tau$, $\gamma\gamma WW^*$, $\gamma\gamma bb$, $bbbb$ channels with the ATLAS detector”, *Phys. Rev. D* **92** (2015) 092004, doi:10.1103/PhysRevD.92.092004, arXiv:1509.04670.
- [31] CMS Collaboration, “The CMS experiment at the CERN LHC”, *JINST* **3** (2008) S08004, doi:10.1088/1748-0221/3/08/S08004.
- [32] CMS Collaboration Collaboration, “The CMS trigger system”, *JINST* **12** (2017) P01020, doi:10.1088/1748-0221/12/01/P01020, arXiv:1609.02366.
- [33] CMS Collaboration, “Performance of the CMS missing transverse momentum reconstruction in pp data at $\sqrt{s} = 8$ TeV”, *JINST* **10** (2015) P02006, doi:10.1088/1748-0221/10/02/P02006, arXiv:1411.0511.
- [34] J. Alwall et al., “MadGraph 5: Going Beyond”, *JHEP* **06** (2011) 128, doi:10.1007/JHEP06(2011)128, arXiv:1106.0522.
- [35] A. L. Read, “Linear interpolation of histograms”, *Nucl. Inst. Meth. A* **425** (1999) 357, doi:10.1016/S0168-9002(98)01347-3.
- [36] S. Frixione, P. Nason, and C. Oleari, “Matching NLO QCD computations with parton shower simulations: the POWHEG method”, *JHEP* **11** (2007) 070, doi:10.1088/1126-6708/2007/11/070, arXiv:0709.2092.
- [37] K. Melnikov and F. Petriello, “Electroweak gauge boson production at hadron colliders through $\mathcal{O}(\alpha_s^2)$ ”, *Phys. Rev. D* **74** (2006) 114017, doi:10.1103/PhysRevD.74.114017, arXiv:hep-ph/0609070.
- [38] CMS Collaboration, “Measurement of the $t\bar{t}$ production cross section in the $e\mu$ channel in proton-proton collisions at $\sqrt{s} = 7$ and 8 TeV”, *JHEP* **08** (2016) 029, doi:10.1007/JHEP08(2016)029, arXiv:1603.02303.
- [39] CMS Collaboration, “Measurement of differential top-quark pair production cross sections in pp collisions at $\sqrt{s} = 7$ TeV”, *Eur. Phys. J. C* **73** (2013) 2339, doi:10.1140/epjc/s10052-013-2339-4, arXiv:1211.2220.
- [40] CMS Collaboration, “Measurement of the differential cross section for top quark pair production in pp collisions at $\sqrt{s} = 8$ TeV”, *Eur. Phys. J. C* **75** (2015) 1, doi:10.1140/epjc/s10052-015-3709-x.
- [41] J. M. Campbell, R. K. Ellis, and C. Williams, “Vector boson pair production at the LHC”, *JHEP* **07** (2011) 018, doi:10.1007/JHEP07(2011)018, arXiv:1105.0020.
- [42] LHC Higgs Cross Section Working Group, S. Dittmaier et al., “Handbook of LHC Higgs cross sections: 1. inclusive observables”, CERN Report CERN-2011-002, 2011. doi:10.5170/CERN-2011-002, arXiv:1101.0593.
- [43] Z. Wař, “TAUOLA the library for τ lepton decay, and KKMC/KORALB/KORALZ/... status report”, *Nucl. Phys. Proc. Suppl.* **98** (2001) 96, doi:10.1016/S0920-5632(01)01200-2, arXiv:hep-ph/0011305.

- [44] T. Sjöstrand, S. Mrenna, and P. Skands, “Pythia 6.4 physics and manual”, *JHEP* **05** (2006) 026, doi:10.1088/1126-6708/2006/05/026, arXiv:hep-ph/0603175.
- [45] GEANT4 Collaboration, “GEANT4—a simulation toolkit”, *Nucl. Instrum. Meth. A* **506** (2003) 250, doi:10.1016/S0168-9002(03)01368-8.
- [46] CMS Collaboration, “Evidence for the 125 GeV Higgs boson decaying to a pair of τ leptons”, *JHEP* **05** (2014) 104, doi:10.1007/JHEP05(2014)104, arXiv:1401.5041.
- [47] Z. Czerwula, T. Przedzinski, and Z. Was, “TauSpinner program for studies on spin effect in tau production at the LHC”, *Eur. Phys. J. C* **72** (2012) 1988, doi:10.1140/epjc/s10052-012-1988-z, arXiv:1201.0117.
- [48] CMS Collaboration, “Particle-flow reconstruction and global event description with the cms detector”, (2017). arXiv:1706.04965. Submitted to *JINST*.
- [49] M. Cacciari, G. P. Salam, and G. Soyez, “The anti- k_t jet clustering algorithm”, *JHEP* **04** (2008) 063, doi:10.1088/1126-6708/2008/04/063, arXiv:0802.1189.
- [50] CMS Collaboration, “Jet performance in pp collisions at $\sqrt{s}=7$ TeV”, CMS Physics Analysis Summary CMS-PAS-JME-10-003, 2010.
- [51] CMS Collaboration, “Pileup jet identification”, CMS Physics Analysis Summary CMS-PAS-JME-13-005, 2013.
- [52] M. Cacciari, G. P. Salam, and G. Soyez, “The catchment area of jets”, *JHEP* **04** (2008) 005, doi:10.1088/1126-6708/2008/04/005, arXiv:0802.1188.
- [53] M. Cacciari and G. P. Salam, “Pileup subtraction using jet areas”, *Phys. Lett. B* **659** (2008) 119, doi:10.1016/j.physletb.2007.09.077, arXiv:0707.1378.
- [54] CMS Collaboration, “Determination of jet energy calibration and transverse momentum resolution in CMS”, *JINST* **6** (2011) P11002, doi:10.1088/1748-0221/6/11/P11002, arXiv:1107.4277.
- [55] CMS Collaboration, “Identification of b-quark jets with the CMS experiment”, *JINST* **8** (2013) P04013, doi:10.1088/1748-0221/8/04/P04013, arXiv:1211.4462.
- [56] CMS Collaboration, “Performance of electron reconstruction and selection with the CMS detector in proton-proton collisions at $\sqrt{s} = 8$ TeV”, *JINST* **10** (2015) P06005, doi:10.1088/1748-0221/10/06/P06005, arXiv:1502.02701.
- [57] CMS Collaboration, “Performance of CMS muon reconstruction in pp collision events at $\sqrt{s} = 7$ TeV”, *JINST* **7** (2012) P10002, doi:10.1088/1748-0221/7/10/P10002, arXiv:1206.4071.
- [58] CMS Collaboration, “Performance of τ -lepton reconstruction and identification in CMS”, *JINST* **7** (2012) P01001, doi:10.1088/1748-0221/7/01/P01001, arXiv:1109.6034.
- [59] CMS Collaboration, “Reconstruction and identification of τ lepton decays to hadrons and ν_τ at CMS”, *JINST* **11** (2016) P01019, doi:10.1088/1748-0221/11/01/P01019, arXiv:1510.07488.

- [60] L. Bianchini, J. Conway, E. K. Friis, and C. Veelken, "Reconstruction of the Higgs mass in $H \rightarrow \tau\tau$ events by dynamical likelihood techniques", *J. Phys. Conf. Ser.* **513** (2014) 022035, doi:10.1088/1742-6596/513/2/022035.
- [61] C. G. Lester and D. J. Summers, "Measuring masses of semiinvisibly decaying particles pair produced at hadron colliders", *Phys. Lett. B* **463** (1999) 99, doi:10.1016/S0370-2693(99)00945-4, arXiv:hep-ph/9906349.
- [62] A. J. Barr, M. J. Dolan, C. Englert, and M. Spannowsky, "Di-Higgs final states augMT2ed – selecting hh events at the high luminosity LHC", *Phys. Lett. B* **728** (2014) 308, doi:10.1016/j.physletb.2013.12.011, arXiv:1309.6318.
- [63] CMS Collaboration, "Search for neutral MSSM Higgs bosons decaying to a pair of tau leptons in pp collisions", *JHEP* **10** (2014) 160, doi:10.1007/JHEP10(2014)160, arXiv:1408.3316.
- [64] CMS Collaboration, "CMS luminosity based on pixel cluster counting - summer 2013 update", CMS Physics Analysis Summary CMS-PAS-LUM-13-001, 2013.
- [65] LHC Higgs Cross Section Working Group Collaboration, "Handbook of LHC Higgs cross sections: 3. Higgs properties", doi:10.5170/CERN-2013-004, arXiv:1307.1347.
- [66] J. S. Conway, "Incorporating nuisance parameters in likelihoods for multisource spectra", in *Proceedings, PHYSTAT 2011 Workshop on Statistical Issues Related to Discovery Claims in Search Experiments and Unfolding*, p. 115. CERN, Geneva, Switzerland, January, 2011. arXiv:1103.0354. doi:10.5170/CERN-2011-006.115.
- [67] R. Barlow and C. Beeston, "Fitting using finite Monte Carlo samples", *Comp. Phys. Commun.* **77** (1993) 219, doi:10.1016/0010-4655(93)90005-W.
- [68] A. C. A. Oliveira and R. Rosenfeld, "Graviscalars from higher-dimensional metrics and curvature-Higgs mixing", *Phys. Lett. B* **702** (2011) 201, doi:10.1016/j.physletb.2011.06.086, arXiv:1009.4497.
- [69] V. Barger and M. Ishida, "Randall-Sundrum reality at the LHC", *Phys. Lett. B* **709** (2012) 185, doi:10.1016/j.physletb.2012.01.073, arXiv:1110.6452.
- [70] T. Junk, "Confidence level computation for combining searches with small statistics", *Nucl. Inst. Meth. A* **434** (1999) 435, doi:10.1016/S0168-9002(99)00498-2, arXiv:hep-ex/9902226.
- [71] A. L. Read, "Presentation of search results: the CL_s technique", *J. Phys. G* **28** (2002) 2693, doi:10.1088/0954-3899/28/10/313.
- [72] ATLAS and CMS Collaborations, and LHC Higgs Combination Group, "Procedure for the LHC Higgs boson search combination in summer 2011", Technical Report ATL-PHYS-PUB-2011-011, CMS-NOTE-2011-005, 2011.
- [73] G. F. Giudice, R. Rattazzi, and J. D. Wells, "Graviscalars from higher-dimensional metrics and curvature-Higgs mixing", *Nucl. Phys. B* **595** (2001) 250, doi:10.1016/S0550-3213(00)00686-6, arXiv:hep-ph/0002178.
- [74] U. Mahanta and A. Datta, "Search prospects of light stabilized radions at Tevatron and LHC", *Phys. Lett. B* **483** (2000) 196, doi:10.1016/S0370-2693(00)00560-8, arXiv:hep-ph/0002183.

- [75] H. Davoudiasl, J. L. Hewett, and T. G. Rizzo, "Experimental probes of localized gravity: On and off the wall", *Phys. Rev. D* **63** (2001) 075004, doi:10.1103/PhysRevD.63.075004, arXiv:hep-ph/0006041.

A The CMS Collaboration

Yerevan Physics Institute, Yerevan, Armenia

A.M. Sirunyan, A. Tumasyan

Institut für Hochenergiephysik, Wien, Austria

W. Adam, E. Asilar, T. Bergauer, J. Brandstetter, E. Brondolin, M. Dragicevic, J. Erö, M. Flechl, M. Friedl, R. Frühwirth¹, V.M. Ghete, C. Hartl, N. Hörmann, J. Hrubec, M. Jeitler¹, A. König, I. Krätschmer, D. Liko, T. Matsushita, I. Mikulec, D. Rabadý, N. Rad, B. Rahbaran, H. Rohringer, J. Schieck¹, J. Strauss, W. Waltenberger, C.-E. Wulz¹

Institute for Nuclear Problems, Minsk, Belarus

V. Chekhovsky, O. Dvornikov, Y. Dydyska, I. Emeliantchik, A. Litomin, V. Makarenko, V. Mossolov, R. Stefanovitch, J. Suarez Gonzalez, V. Zykunov

National Centre for Particle and High Energy Physics, Minsk, Belarus

N. Shumeiko

Universiteit Antwerpen, Antwerpen, Belgium

S. Alderweireldt, E.A. De Wolf, X. Janssen, J. Lauwers, M. Van De Klundert, H. Van Haevermaet, P. Van Mechelen, N. Van Remortel, A. Van Spilbeeck

Vrije Universiteit Brussel, Brussel, Belgium

S. Abu Zeid, F. Blekman, J. D'Hondt, N. Daci, I. De Bruyn, K. Deroover, S. Lowette, S. Moortgat, L. Moreels, A. Olbrechts, Q. Python, K. Skovpen, S. Tavernier, W. Van Doninck, P. Van Mulders, I. Van Parijs

Université Libre de Bruxelles, Bruxelles, Belgium

H. Brun, B. Clerbaux, G. De Lentdecker, H. Delannoy, G. Fasanella, L. Favart, R. Goldouzian, A. Grebenyuk, G. Karapostoli, T. Lenzi, A. Léonard, J. Luetic, T. Maerschalk, A. Marinov, A. Randle-conde, T. Seva, C. Vander Velde, P. Vanlaer, D. Vannerom, R. Yonamine, F. Zenoni, F. Zhang²

Ghent University, Ghent, Belgium

A. Cimmino, T. Cornelis, D. Dobur, A. Fagot, G. Garcia, M. Gul, I. Khvastunov, D. Poyraz, S. Salva, R. Schöfbeck, M. Tytgat, W. Van Driessche, E. Yazgan, N. Zaganidis

Université Catholique de Louvain, Louvain-la-Neuve, Belgium

H. Bakhshiansohi, C. Beluffi³, O. Bondu, S. Brochet, G. Bruno, A. Caudron, S. De Visscher, C. Delaere, M. Delcourt, B. Francois, A. Giammanco, A. Jafari, P. Jez, M. Komm, G. Krintiras, V. Lemaître, A. Magitteri, A. Mertens, M. Musich, C. Nuttens, K. Piotrkowski, L. Quertenmont, M. Selvaggi, M. Vidal Marono, S. Wertz

Université de Mons, Mons, Belgium

N. Bely

Centro Brasileiro de Pesquisas Físicas, Rio de Janeiro, Brazil

W.L. Aldá Júnior, F.L. Alves, G.A. Alves, L. Brito, C. Hensel, A. Moraes, M.E. Pol, P. Rebello Teles

Universidade do Estado do Rio de Janeiro, Rio de Janeiro, Brazil

E. Belchior Batista Das Chagas, W. Carvalho, J. Chinellato⁴, A. Custódio, E.M. Da Costa, G.G. Da Silveira⁵, D. De Jesus Damiao, C. De Oliveira Martins, S. Fonseca De Souza, L.M. Huertas Guativa, H. Malbouisson, D. Matos Figueiredo, C. Mora Herrera, L. Mundim,

H. Nogima, W.L. Prado Da Silva, A. Santoro, A. Sznajder, E.J. Tonelli Manganote⁴, A. Vilela Pereira

Universidade Estadual Paulista ^a, Universidade Federal do ABC ^b, São Paulo, Brazil

S. Ahuja^a, C.A. Bernardes^a, S. Dogra^a, T.R. Fernandez Perez Tomei^a, E.M. Gregores^b, P.G. Mercadante^b, C.S. Moon^a, S.F. Novaes^a, Sandra S. Padula^a, D. Romero Abad^b, J.C. Ruiz Vargas^a

Institute for Nuclear Research and Nuclear Energy of Bulgaria Academy of Sciences

A. Aleksandrov, R. Hadjiiska, P. Iaydjiev, M. Rodozov, S. Stoykova, G. Sultanov, M. Vutova

University of Sofia, Sofia, Bulgaria

A. Dimitrov, I. Glushkov, L. Litov, B. Pavlov, P. Petkov

Beihang University, Beijing, China

W. Fang⁶

Institute of High Energy Physics, Beijing, China

M. Ahmad, J.G. Bian, G.M. Chen, H.S. Chen, M. Chen, Y. Chen⁷, T. Cheng, C.H. Jiang, D. Leggat, Z. Liu, F. Romeo, M. Ruan, S.M. Shaheen, A. Spiezia, J. Tao, C. Wang, Z. Wang, H. Zhang, J. Zhao

State Key Laboratory of Nuclear Physics and Technology, Peking University, Beijing, China

Y. Ban, G. Chen, Q. Li, S. Liu, Y. Mao, S.J. Qian, D. Wang, Z. Xu

Universidad de Los Andes, Bogota, Colombia

C. Avila, A. Cabrera, L.F. Chaparro Sierra, C. Florez, J.P. Gomez, C.F. González Hernández, J.D. Ruiz Alvarez, J.C. Sanabria

University of Split, Faculty of Electrical Engineering, Mechanical Engineering and Naval Architecture, Split, Croatia

N. Godinovic, D. Lelas, I. Puljak, P.M. Ribeiro Cipriano, T. Sculac

University of Split, Faculty of Science, Split, Croatia

Z. Antunovic, M. Kovac

Institute Rudjer Boskovic, Zagreb, Croatia

V. Brigljevic, D. Ferencek, K. Kadija, B. Mesic, S. Micanovic, L. Sudic, T. Susa

University of Cyprus, Nicosia, Cyprus

A. Attikis, G. Mavromanolakis, J. Mousa, C. Nicolaou, F. Ptochos, P.A. Razis, H. Rykaczewski, D. Tsiakkouri

Charles University, Prague, Czech Republic

M. Finger⁸, M. Finger Jr.⁸

Universidad San Francisco de Quito, Quito, Ecuador

E. Carrera Jarrin

Academy of Scientific Research and Technology of the Arab Republic of Egypt, Egyptian Network of High Energy Physics, Cairo, Egypt

Y. Assran^{9,10}, T. Elkafrawy¹¹, A. Mahrous¹²

National Institute of Chemical Physics and Biophysics, Tallinn, Estonia

M. Kadastik, L. Perrini, M. Raidal, A. Tiko, C. Veelken

Department of Physics, University of Helsinki, Helsinki, Finland

P. Eerola, J. Pekkanen, M. Voutilainen

Helsinki Institute of Physics, Helsinki, Finland

J. Härkönen, T. Järvinen, V. Karimäki, R. Kinnunen, T. Lampén, K. Lassila-Perini, S. Lehti, T. Lindén, P. Luukka, J. Tuominiemi, E. Tuovinen, L. Wendland

Lappeenranta University of Technology, Lappeenranta, Finland

J. Talvitie, T. Tuuva

IRFU, CEA, Université Paris-Saclay, Gif-sur-Yvette, France

M. Besancon, F. Couderc, M. Dejardin, D. Denegri, B. Fabbro, J.L. Faure, C. Favaro, F. Ferri, S. Ganjour, S. Ghosh, A. Givernaud, P. Gras, G. Hamel de Monchenault, P. Jarry, I. Kucher, E. Locci, M. Mached, J. Malcles, J. Rander, A. Rosowsky, M. Titov, A. Zghiche

Laboratoire Leprince-Ringuet, Ecole polytechnique, CNRS/IN2P3, Université Paris-Saclay, Palaiseau, France

A. Abdulsalam, I. Antropov, S. Baffioni, F. Beaudette, P. Busson, L. Cadamuro, E. Chapon, C. Charlot, O. Davignon, R. Granier de Cassagnac, M. Jo, S. Lisniak, P. Miné, M. Nguyen, C. Ochando, G. Ortona, P. Paganini, P. Pigard, S. Regnard, R. Salerno, Y. Sirois, T. Strebler, Y. Yilmaz, A. Zabi

Université de Strasbourg, CNRS, IPHC UMR 7178, F-67000 Strasbourg, FranceJ.-L. Agram¹³, J. Andrea, A. Aubin, D. Bloch, J.-M. Brom, M. Buttignol, E.C. Chabert, N. Chanon, C. Collard, E. Conte¹³, X. Coubez, J.-C. Fontaine¹³, D. Gelé, U. Goerlach, A.-C. Le Bihan, P. Van Hove**Centre de Calcul de l'Institut National de Physique Nucleaire et de Physique des Particules, CNRS/IN2P3, Villeurbanne, France**

S. Gadrat

Université de Lyon, Université Claude Bernard Lyon 1, CNRS-IN2P3, Institut de Physique Nucléaire de Lyon, Villeurbanne, FranceS. Beauceron, C. Bernet, G. Boudoul, C.A. Carrillo Montoya, R. Chierici, D. Contardo, B. Courbon, P. Depasse, H. El Mamouni, J. Fan, J. Fay, S. Gascon, M. Gouzevitch, G. Grenier, B. Ille, F. Lagarde, I.B. Laktineh, M. Lethuillier, L. Mirabito, A.L. Pequegnot, S. Perries, A. Popov¹⁴, D. Sabes, V. Sordini, M. Vander Donckt, P. Verdier, S. Viret**Georgian Technical University, Tbilisi, Georgia**A. Khvedelidze⁸**Tbilisi State University, Tbilisi, Georgia**Z. Tsamalaidze⁸**RWTH Aachen University, I. Physikalisches Institut, Aachen, Germany**

C. Autermann, S. Beranek, L. Feld, M.K. Kiesel, K. Klein, M. Lipinski, M. Preuten, C. Schomakers, J. Schulz, T. Verlage

RWTH Aachen University, III. Physikalisches Institut A, Aachen, Germany

A. Albert, M. Brodski, E. Dietz-Laursonn, D. Duchardt, M. Endres, M. Erdmann, S. Erdweg, T. Esch, R. Fischer, A. Güth, M. Hamer, T. Hebbeker, C. Heidemann, K. Hoepfner, S. Knutzen, M. Merschmeyer, A. Meyer, P. Millet, S. Mukherjee, M. Olschewski, K. Padeken, T. Pook, M. Radziej, H. Reithler, M. Rieger, F. Scheuch, L. Sonnenschein, D. Teyssier, S. Thüer

RWTH Aachen University, III. Physikalisches Institut B, Aachen, Germany

V. Cherepanov, G. Flügge, B. Kargoll, T. Kress, A. Künsken, J. Lingemann, T. Müller, A. Nehrkorn, A. Nowack, C. Pistone, O. Pooth, A. Stahl¹⁵

Deutsches Elektronen-Synchrotron, Hamburg, Germany

M. Aldaya Martin, T. Arndt, C. Asawatangtrakuldee, K. Beernaert, O. Behnke, U. Behrens, A.A. Bin Anuar, K. Borras¹⁶, A. Campbell, P. Connor, C. Contreras-Campana, F. Costanza, C. Diez Pardos, G. Dolinska, G. Eckerlin, D. Eckstein, T. Eichhorn, E. Eren, E. Gallo¹⁷, J. Garay Garcia, A. Geiser, A. Gikhko, J.M. Grados Luyando, A. Grohsjean, P. Gunnellini, A. Harb, J. Hauk, M. Hempel¹⁸, H. Jung, A. Kalogeropoulos, O. Karacheban¹⁸, M. Kasemann, J. Keaveney, C. Kleinwort, I. Korol, D. Krücker, W. Lange, A. Lelek, J. Leonard, K. Lipka, A. Lobanov, W. Lohmann¹⁸, R. Mankel, I.-A. Melzer-Pellmann, A.B. Meyer, G. Mittag, J. Mnich, A. Mussgiller, E. Ntomari, D. Pitzl, R. Placakyte, A. Raspereza, B. Roland, M.Ö. Sahin, P. Saxena, T. Schoerner-Sadenius, C. Seitz, S. Spannagel, N. Stefaniuk, G.P. Van Onsem, R. Walsh, C. Wissing

University of Hamburg, Hamburg, Germany

V. Blobel, M. Centis Vignali, A.R. Draeger, T. Dreyer, E. Garutti, D. Gonzalez, J. Haller, M. Hoffmann, A. Junkes, R. Klanner, R. Kogler, N. Kovalchuk, T. Lapsien, T. Lenz, I. Marchesini, D. Marconi, M. Meyer, M. Niedziela, D. Nowatschin, F. Pantaleo¹⁵, T. Peiffer, A. Perieanu, J. Poehlsen, C. Sander, C. Scharf, P. Schleper, A. Schmidt, S. Schumann, J. Schwandt, H. Stadie, G. Steinbrück, F.M. Stober, M. Stöver, H. Tholen, D. Troendle, E. Usai, L. Vanelderden, A. Vanhoefer, B. Vormwald

Institut für Experimentelle Kernphysik, Karlsruhe, Germany

M. Akbiyik, C. Barth, S. Baur, C. Baus, J. Berger, E. Butz, R. Caspart, T. Chwalek, F. Colombo, W. De Boer, A. Dierlamm, S. Fink, B. Freund, R. Friese, M. Giffels, A. Gilbert, P. Goldenzweig, D. Haitz, F. Hartmann¹⁵, S.M. Heindl, U. Husemann, I. Katkov¹⁴, S. Kudella, H. Mildner, M.U. Mozer, Th. Müller, M. Plagge, G. Quast, K. Rabbertz, S. Röcker, F. Roscher, M. Schröder, I. Shvetsov, G. Sieber, H.J. Simonis, R. Ulrich, S. Wayand, M. Weber, T. Weiler, S. Williamson, C. Wöhrmann, R. Wolf

Institute of Nuclear and Particle Physics (INPP), NCSR Demokritos, Aghia Paraskevi, Greece

G. Anagnostou, G. Daskalakis, T. Geralis, V.A. Giakoumopoulou, A. Kyriakis, D. Loukas, I. Topsis-Giotis

National and Kapodistrian University of Athens, Athens, Greece

S. Kesisoglou, A. Panagiotou, N. Saoulidou, E. Tziaferi

University of Ioánnina, Ioánnina, Greece

I. Evangelou, G. Flouris, C. Foudas, P. Kokkas, N. Loukas, N. Manthos, I. Papadopoulos, E. Paradis

MTA-ELTE Lendület CMS Particle and Nuclear Physics Group, Eötvös Loránd University, Budapest, Hungary

N. Filipovic

Wigner Research Centre for Physics, Budapest, Hungary

G. Bencze, C. Hajdu, D. Horvath¹⁹, F. Sikler, V. Veszpremi, G. Vesztergombi²⁰, A.J. Zsigmond

Institute of Nuclear Research ATOMKI, Debrecen, Hungary

N. Beni, S. Czellar, J. Karancsi²¹, A. Makovec, J. Molnar, Z. Szillasi

Institute of Physics, University of Debrecen, Debrecen, Hungary

M. Bartók²⁰, P. Raics, Z.L. Trocsanyi, B. Ujvari

National Institute of Science Education and Research, Bhubaneswar, India

S. Bahinipati, S. Choudhury²², P. Mal, K. Mandal, A. Nayak²³, D.K. Sahoo, N. Sahoo, S.K. Swain

Panjab University, Chandigarh, India

S. Bansal, S.B. Beri, V. Bhatnagar, U. Bhawandeep, R. Chawla, A.K. Kalsi, A. Kaur, M. Kaur, R. Kumar, P. Kumari, A. Mehta, M. Mittal, J.B. Singh, G. Walia

University of Delhi, Delhi, India

Ashok Kumar, A. Bhardwaj, B.C. Choudhary, R.B. Garg, S. Keshri, S. Malhotra, M. Naimuddin, N. Nishu, K. Ranjan, R. Sharma, V. Sharma

Saha Institute of Nuclear Physics, HBNI, Kolkata, India

R. Bhattacharya, S. Bhattacharya, K. Chatterjee, S. Dey, S. Dutt, S. Dutta, S. Ghosh, N. Majumdar, A. Modak, K. Mondal, S. Mukhopadhyay, S. Nandan, A. Purohit, A. Roy, D. Roy, S. Roy Chowdhury, S. Sarkar, M. Sharan, S. Thakur

Indian Institute of Technology Madras, Madras, India

P.K. Behera

Bhabha Atomic Research Centre, Mumbai, India

R. Chudasama, D. Dutta, V. Jha, V. Kumar, A.K. Mohanty¹⁵, P.K. Netrakanti, L.M. Pant, P. Shukla, A. Topkar

Tata Institute of Fundamental Research-A, Mumbai, India

T. Aziz, S. Dugad, G. Kole, B. Mahakud, S. Mitra, G.B. Mohanty, B. Parida, N. Sur, B. Sutar

Tata Institute of Fundamental Research-B, Mumbai, India

S. Banerjee, S. Bhowmik²⁴, R.K. Dewanjee, S. Ganguly, M. Guchait, Sa. Jain, S. Kumar, M. Maity²⁴, G. Majumder, K. Mazumdar, T. Sarkar²⁴, N. Wickramage²⁵

Indian Institute of Science Education and Research (IISER), Pune, India

S. Chauhan, S. Dube, V. Hegde, A. Kapoor, K. Kotheekar, S. Pandey, A. Rane, S. Sharma

Institute for Research in Fundamental Sciences (IPM), Tehran, Iran

S. Chenarani²⁶, E. Eskandari Tadavani, S.M. Etesami²⁶, A. Fahim²⁷, M. Khakzad, M. Mohammadi Najafabadi, M. Naseri, S. Paktinat Mehdiabadi²⁸, F. Rezaei Hosseinabadi, B. Safarzadeh²⁹, M. Zeinali

University College Dublin, Dublin, Ireland

M. Felcini, M. Grunewald

INFN Sezione di Bari ^a, Università di Bari ^b, Politecnico di Bari ^c, Bari, Italy

M. Abbrescia^{a,b}, C. Calabria^{a,b}, C. Caputo^{a,b}, A. Colaleo^a, D. Creanza^{a,c}, L. Cristella^{a,b}, N. De Filippis^{a,c}, M. De Palma^{a,b}, L. Fiore^a, G. Iaselli^{a,c}, G. Maggi^{a,c}, M. Maggi^a, G. Miniello^{a,b}, S. My^{a,b}, S. Nuzzo^{a,b}, A. Pompili^{a,b}, G. Pugliese^{a,c}, R. Radogna^{a,b}, A. Ranieri^a, G. Selvaggi^{a,b}, A. Sharma^a, L. Silvestris^{a,15}, R. Venditti^{a,b}, P. Verwilligen^a

INFN Sezione di Bologna ^a, Università di Bologna ^b, Bologna, Italy

G. Abbiendi^a, C. Battilana, D. Bonacorsi^{a,b}, S. Braibant-Giacomelli^{a,b}, L. Brigliadori^{a,b}, R. Campanini^{a,b}, P. Capiluppi^{a,b}, A. Castro^{a,b}, F.R. Cavallo^a, S.S. Chhibra^{a,b}, G. Codispoti^{a,b}, M. Cuffiani^{a,b}, G.M. Dallavalle^a, F. Fabbri^a, A. Fanfani^{a,b}, D. Fasanella^{a,b}, P. Giacomelli^a, C. Grandi^a, L. Guiducci^{a,b}, S. Marcellini^a, G. Masetti^a, A. Montanari^a, F.L. Navarria^{a,b}, A. Perrotta^a, A.M. Rossi^{a,b}, T. Rovelli^{a,b}, G.P. Siroli^{a,b}, N. Tosi^{a,b,15}

INFN Sezione di Catania ^a, Università di Catania ^b, Catania, Italy

S. Albergo^{a,b}, S. Costa^{a,b}, A. Di Mattia^a, F. Giordano^{a,b}, R. Potenza^{a,b}, A. Tricomi^{a,b}, C. Tuve^{a,b}

INFN Sezione di Firenze ^a, Università di Firenze ^b, Firenze, Italy

G. Barbagli^a, V. Ciulli^{a,b}, C. Civinini^a, R. D'Alessandro^{a,b}, E. Focardi^{a,b}, P. Lenzi^{a,b}, M. Meschini^a, S. Paoletti^a, G. Sguazzoni^a, L. Viliani^{a,b,15}

INFN Laboratori Nazionali di Frascati, Frascati, Italy

L. Benussi, S. Bianco, F. Fabbri, D. Piccolo, F. Primavera¹⁵

INFN Sezione di Genova ^a, Università di Genova ^b, Genova, Italy

V. Calvelli^{a,b}, F. Ferro^a, M. Lo Vetere^{a,b}, M.R. Monge^{a,b}, E. Robutti^a, S. Tosi^{a,b}

INFN Sezione di Milano-Bicocca ^a, Università di Milano-Bicocca ^b, Milano, Italy

L. Brianza^{a,b,15}, F. Brivio^{a,b}, M.E. Dinardo^{a,b}, S. Fiorendi^{a,b,15}, S. Gennai^a, A. Ghezzi^{a,b}, P. Govoni^{a,b}, M. Malberti^{a,b}, S. Malvezzi^a, R.A. Manzoni^{a,b}, D. Menasce^a, L. Moroni^a, M. Paganoni^{a,b}, D. Pedrini^a, S. Pigazzini^{a,b}, S. Ragazzi^{a,b}, T. Tabarelli de Fatis^{a,b}

INFN Sezione di Napoli ^a, Università di Napoli 'Federico II' ^b, Napoli, Italy, Università della Basilicata ^c, Potenza, Italy, Università G. Marconi ^d, Roma, Italy

S. Buontempo^a, N. Cavallo^{a,c}, G. De Nardo, S. Di Guida^{a,d,15}, F. Fabozzi^{a,c}, F. Fienga^{a,b}, A.O.M. Iorio^{a,b}, L. Lista^a, S. Meola^{a,d,15}, P. Paolucci^{a,15}, C. Sciacca^{a,b}, F. Thyssen^a

INFN Sezione di Padova ^a, Università di Padova ^b, Padova, Italy, Università di Trento ^c, Trento, Italy

P. Azzi^{a,15}, N. Bacchetta^a, L. Benato^{a,b}, D. Bisello^{a,b}, A. Boletti^{a,b}, R. Carlin^{a,b}, A. Carvalho Antunes De Oliveira^{a,b}, P. Checchia^a, M. Dall'Osso^{a,b}, P. De Castro Manzano^a, T. Dorigo^a, U. Dosselli^a, F. Gasparini^{a,b}, U. Gasparini^{a,b}, A. Gozzelino^a, S. Lacaprara^a, M. Margoni^{a,b}, A.T. Meneguzzo^{a,b}, J. Pazzini^{a,b}, N. Pozzobon^{a,b}, P. Ronchese^{a,b}, F. Simonetto^{a,b}, E. Torassa^a, M. Zanetti^{a,b}, P. Zotto^{a,b}, G. Zumerle^{a,b}

INFN Sezione di Pavia ^a, Università di Pavia ^b, Pavia, Italy

A. Braghieri^a, A. Magnani^{a,b}, P. Montagna^{a,b}, S.P. Ratti^{a,b}, V. Re^a, C. Riccardi^{a,b}, P. Salvini^a, I. Vai^{a,b}, P. Vitulo^{a,b}

INFN Sezione di Perugia ^a, Università di Perugia ^b, Perugia, Italy

L. Alunni Solestizi^{a,b}, G.M. Bilei^a, D. Ciangottini^{a,b}, L. Fanò^{a,b}, P. Lariccia^{a,b}, R. Leonardi^{a,b}, G. Mantovani^{a,b}, M. Menichelli^a, A. Saha^a, A. Santocchia^{a,b}

INFN Sezione di Pisa ^a, Università di Pisa ^b, Scuola Normale Superiore di Pisa ^c, Pisa, Italy

K. Androsov^{a,30}, P. Azzurri^{a,15}, G. Bagliesi^a, J. Bernardini^a, T. Boccali^a, R. Castaldi^a, M.A. Ciocci^{a,30}, R. Dell'Orso^a, S. Donato^{a,c}, G. Fedi, A. Giassi^a, M.T. Grippo^{a,30}, F. Ligabue^{a,c}, T. Lomtadze^a, L. Martini^{a,b}, A. Messineo^{a,b}, F. Palla^a, A. Rizzi^{a,b}, A. Savoy-Navarro^{a,31}, P. Spagnolo^a, R. Tenchini^a, G. Tonelli^{a,b}, A. Venturi^a, P.G. Verdini^a

INFN Sezione di Roma ^a, Sapienza Università di Roma ^b, Rome, Italy

L. Barone^{a,b}, F. Cavallari^a, M. Cipriani^{a,b}, D. Del Re^{a,b,15}, M. Diemoz^a, S. Gelli^{a,b}, E. Longo^{a,b}, F. Margaroli^{a,b}, B. Marzocchi^{a,b}, P. Meridiani^a, G. Organtini^{a,b}, R. Paramatti^a, F. Preiato^{a,b}, S. Rahatlou^{a,b}, C. Rovelli^a, F. Santanastasio^{a,b}

INFN Sezione di Torino ^a, Università di Torino ^b, Torino, Italy, Università del Piemonte Orientale ^c, Novara, Italy

N. Ampane^{a,b}, R. Arcidiacono^{a,c,15}, S. Argiro^{a,b}, M. Arneodo^{a,c}, N. Bartosik^a, R. Bellan^{a,b}, C. Biino^a, N. Cartiglia^a, F. Cenna^{a,b}, M. Costa^{a,b}, R. Covarelli^{a,b}, A. Degano^{a,b}, N. Demaria^a, L. Finco^{a,b}, B. Kiani^{a,b}, C. Mariotti^a, S. Maselli^a, E. Migliore^{a,b}, V. Monaco^{a,b}, E. Monteil^{a,b},

M. Monteno^a, M.M. Obertino^{a,b}, L. Pacher^{a,b}, N. Pastrone^a, M. Pelliccioni^a, G.L. Pinna Angioni^{a,b}, F. Ravera^{a,b}, A. Romero^{a,b}, M. Ruspa^{a,c}, R. Sacchi^{a,b}, K. Shchelina^{a,b}, V. Sola^a, A. Solano^{a,b}, A. Staiano^a, P. Traczyk^{a,b}

INFN Sezione di Trieste ^a, Università di Trieste ^b, Trieste, Italy

S. Belforte^a, M. Casarsa^a, F. Cossutti^a, G. Della Ricca^{a,b}, A. Zanetti^a

Kyungpook National University, Daegu, Korea

D.H. Kim, G.N. Kim, M.S. Kim, S. Lee, S.W. Lee, Y.D. Oh, S. Sekmen, D.C. Son, Y.C. Yang

Chonbuk National University, Jeonju, Korea

A. Lee

Chonnam National University, Institute for Universe and Elementary Particles, Kwangju, Korea

H. Kim

Hanyang University, Seoul, Korea

J.A. Brochero Cifuentes, T.J. Kim

Korea University, Seoul, Korea

S. Cho, S. Choi, Y. Go, D. Gyun, S. Ha, B. Hong, Y. Jo, Y. Kim, B. Lee, K. Lee, K.S. Lee, S. Lee, J. Lim, S.K. Park, Y. Roh

Seoul National University, Seoul, Korea

J. Almond, J. Kim, H. Lee, S.B. Oh, B.C. Radburn-Smith, S.h. Seo, U.K. Yang, H.D. Yoo, G.B. Yu

University of Seoul, Seoul, Korea

M. Choi, H. Kim, J.H. Kim, J.S.H. Lee, I.C. Park, G. Ryu, M.S. Ryu

Sungkyunkwan University, Suwon, Korea

Y. Choi, J. Goh, C. Hwang, J. Lee, I. Yu

Vilnius University, Vilnius, Lithuania

V. Dudenas, A. Juodagalvis, J. Vaitkus

National Centre for Particle Physics, Universiti Malaya, Kuala Lumpur, Malaysia

I. Ahmed, Z.A. Ibrahim, J.R. Komaragiri, M.A.B. Md Ali³², F. Mohamad Idris³³, W.A.T. Wan Abdullah, M.N. Yusli, Z. Zolkapli

Centro de Investigacion y de Estudios Avanzados del IPN, Mexico City, Mexico

H. Castilla-Valdez, E. De La Cruz-Burelo, I. Heredia-De La Cruz³⁴, A. Hernandez-Almada, R. Lopez-Fernandez, R. Magaña Villalba, J. Mejia Guisao, A. Sanchez-Hernandez

Universidad Iberoamericana, Mexico City, Mexico

S. Carrillo Moreno, C. Oropeza Barrera, F. Vazquez Valencia

Benemerita Universidad Autonoma de Puebla, Puebla, Mexico

S. Carpinteyro, I. Pedraza, H.A. Salazar Ibarguen, C. Uribe Estrada

Universidad Autónoma de San Luis Potosí, San Luis Potosí, Mexico

A. Morelos Pineda

University of Auckland, Auckland, New Zealand

D. Krofcheck

University of Canterbury, Christchurch, New Zealand

P.H. Butler

National Centre for Physics, Quaid-I-Azam University, Islamabad, Pakistan

A. Ahmad, M. Ahmad, Q. Hassan, H.R. Hoorani, W.A. Khan, A. Saddique, M.A. Shah, M. Shoaib, M. Waqas

National Centre for Nuclear Research, Swierk, Poland

H. Bialkowska, M. Bluj, B. Boimska, T. Frueboes, M. Górski, M. Kazana, K. Nawrocki, K. Romanowska-Rybinska, M. Szleper, P. Zalewski

Institute of Experimental Physics, Faculty of Physics, University of Warsaw, Warsaw, Poland

K. Bunkowski, A. Byszuk³⁵, K. Doroba, A. Kalinowski, M. Konecki, J. Krolikowski, M. Misiura, M. Olszewski, M. Walczak

Laboratório de Instrumentação e Física Experimental de Partículas, Lisboa, Portugal

P. Bargassa, C. Beirão Da Cruz E Silva, B. Calpas, A. Di Francesco, P. Faccioli, P.G. Ferreira Parracho, M. Gallinaro, J. Hollar, N. Leonardo, L. Lloret Iglesias, M.V. Nemallapudi, J. Rodrigues Antunes, J. Seixas, O. Toldaiev, D. Vadrucchio, J. Varela, P. Vischia

Joint Institute for Nuclear Research, Dubna, Russia

S. Afanasiev, P. Bunin, M. Gavrilenko, I. Golutvin, A. Kamenev, V. Karjavin, A. Lanev, A. Malakhov, V. Matveev^{36,37}, V. Palichik, V. Perelygin, M. Savina, S. Shmatov, S. Shulha, N. Skatchkov, V. Smirnov, N. Voytishin, A. Zarubin

Petersburg Nuclear Physics Institute, Gatchina (St. Petersburg), Russia

L. Chtchypounov, V. Golovtsov, Y. Ivanov, V. Kim³⁸, E. Kuznetsova³⁹, V. Murzin, V. Oreshkin, V. Sulimov, A. Vorobyev

Institute for Nuclear Research, Moscow, Russia

Yu. Andreev, A. Dermenev, S. Gninenko, N. Golubev, A. Karneyeu, M. Kirsanov, N. Krasnikov, A. Pashenkov, D. Tlisov, A. Toropin

Institute for Theoretical and Experimental Physics, Moscow, Russia

V. Epshteyn, V. Gavrilov, N. Lychkovskaya, V. Popov, I. Pozdnyakov, G. Safronov, A. Spiridonov, M. Toms, E. Vlasov, A. Zhokin

Moscow Institute of Physics and Technology, Moscow, Russia

A. Bylinkin³⁷

National Research Nuclear University 'Moscow Engineering Physics Institute' (MEPhI), Moscow, Russia

M. Chadeeva⁴⁰, M. Danilov⁴⁰, V. Rusinov

P.N. Lebedev Physical Institute, Moscow, Russia

V. Andreev, M. Azarkin³⁷, I. Dremin³⁷, M. Kirakosyan, A. Leonidov³⁷, A. Terkulov

Skobeltsyn Institute of Nuclear Physics, Lomonosov Moscow State University, Moscow, Russia

A. Baskakov, A. Belyaev, E. Boos, V. Bunichev, M. Dubinin⁴¹, L. Dudko, A. Ershov, A. Gribushin, V. Klyukhin, O. Kodolova, I. Lokhtin, I. Miagkov, S. Obraztsov, S. Petrushanko, V. Savrin

Novosibirsk State University (NSU), Novosibirsk, Russia

V. Blinov⁴², Y. Skovpen⁴², D. Shtol⁴²

State Research Center of Russian Federation, Institute for High Energy Physics, Protvino, Russia

I. Azhgirey, I. Bayshev, S. Bitioukov, D. Elumakhov, V. Kachanov, A. Kalinin, D. Konstantinov, V. Krychkin, V. Petrov, R. Ryutin, A. Sobol, S. Troshin, N. Tyurin, A. Uzunian, A. Volkov

University of Belgrade, Faculty of Physics and Vinca Institute of Nuclear Sciences, Belgrade, Serbia

P. Adzic⁴³, P. Cirkovic, D. Devetak, M. Dordevic, J. Milosevic, V. Rekovic

Centro de Investigaciones Energéticas Medioambientales y Tecnológicas (CIEMAT), Madrid, Spain

J. Alcaraz Maestre, M. Barrio Luna, E. Calvo, M. Cerrada, M. Chamizo Llatas, N. Colino, B. De La Cruz, A. Delgado Peris, A. Escalante Del Valle, C. Fernandez Bedoya, J.P. Fernández Ramos, J. Flix, M.C. Fouz, P. Garcia-Abia, O. Gonzalez Lopez, S. Goy Lopez, J.M. Hernandez, M.I. Josa, E. Navarro De Martino, A. Pérez-Calero Yzquierdo, J. Puerta Pelayo, A. Quintario Olmeda, I. Redondo, L. Romero, M.S. Soares

Universidad Autónoma de Madrid, Madrid, Spain

J.F. de Trocóniz, M. Missiroli, D. Moran

Universidad de Oviedo, Oviedo, Spain

J. Cuevas, J. Fernandez Menendez, I. Gonzalez Caballero, J.R. González Fernández, E. Palencia Cortezon, S. Sanchez Cruz, I. Suárez Andrés, J.M. Vizán Garcia

Instituto de Física de Cantabria (IFCA), CSIC-Universidad de Cantabria, Santander, Spain

I.J. Cabrillo, A. Calderon, J.R. Castiñeiras De Saa, E. Curras, M. Fernandez, J. Garcia-Ferrero, G. Gomez, A. Lopez Virto, J. Marco, C. Martinez Rivero, F. Matorras, J. Piedra Gomez, T. Rodrigo, A. Ruiz-Jimeno, L. Scodellaro, N. Trevisani, I. Vila, R. Vilar Cortabitarte

CERN, European Organization for Nuclear Research, Geneva, Switzerland

D. Abbaneo, E. Auffray, G. Auzinger, M. Bachtis, P. Baillon, A.H. Ball, D. Barney, P. Bloch, A. Bocci, A. Bonato, C. Botta, T. Camporesi, R. Castello, M. Cepeda, G. Cerminara, Y. Chen, D. d'Enterria, A. Dabrowski, V. Daponte, A. David, M. De Gruttola, A. De Roeck, E. Di Marco⁴⁴, M. Dobson, B. Dorney, T. du Pree, D. Duggan, M. Dünser, N. Dupont, A. Elliott-Peisert, P. Everaerts, S. Fartoukh, G. Franzoni, J. Fulcher, W. Funk, D. Gigi, K. Gill, M. Girone, F. Glege, D. Gulhan, S. Gundacker, M. Guthoff, J. Hammer, P. Harris, J. Hegeman, V. Innocente, P. Janot, J. Kieseler, H. Kirschenmann, V. Knünz, A. Kornmayer¹⁵, M.J. Kortelainen, K. Kousouris, M. Krammer¹, C. Lange, P. Lecoq, C. Lourenço, M.T. Lucchini, L. Malgeri, M. Mannelli, A. Martelli, F. Meijers, J.A. Merlin, S. Mersi, E. Meschi, P. Milenovic⁴⁵, F. Moortgat, S. Morovic, M. Mulders, H. Neugebauer, S. Orfanelli, L. Orsini, L. Pape, E. Perez, M. Peruzzi, A. Petrilli, G. Petrucciani, A. Pfeiffer, M. Pierini, A. Racz, T. Reis, G. Rolandi⁴⁶, M. Rovere, H. Sakulin, J.B. Sauvan, C. Schäfer, C. Schwick, M. Seidel, A. Sharma, P. Silva, P. Sphicas⁴⁷, J. Steggemann, M. Stoye, Y. Takahashi, M. Tosi, D. Treille, A. Triossi, A. Tsirou, V. Veckalns⁴⁸, G.I. Veres²⁰, M. Verweij, N. Wardle, H.K. Wöhri, A. Zagozdinska³⁵, W.D. Zeuner

Paul Scherrer Institut, Villigen, Switzerland

W. Bertl, K. Deiters, W. Erdmann, R. Horisberger, Q. Ingram, H.C. Kaestli, D. Kotlinski, U. Langenegger, T. Rohe

Institute for Particle Physics, ETH Zurich, Zurich, Switzerland

F. Bachmair, L. Bäni, L. Bianchini, B. Casal, G. Dissertori, M. Dittmar, M. Donegà, C. Grab, C. Heidegger, D. Hits, J. Hoss, G. Kasieczka, P. Lecomte[†], W. Lusterhmann, B. Mangano, M. Marionneau, P. Martinez Ruiz del Arbol, M. Masciovecchio, M.T. Meinhard, D. Meister, F. Micheli, P. Musella, F. Nessi-Tedaldi, F. Pandolfi, J. Pata, F. Pauss, G. Perrin, L. Perrozzi, M. Quittnat, M. Rossini, M. Schönenberger, A. Starodumov⁴⁹, V.R. Tavolaro, K. Theofilatos, R. Wallny

Universität Zürich, Zurich, Switzerland

T.K. Aarrestad, C. Amsler⁵⁰, L. Caminada, M.F. Canelli, A. De Cosa, C. Galloni, A. Hinzmann, T. Hreus, B. Kilminster, J. Ngadiuba, D. Pinna, G. Rauco, P. Robmann, D. Salerno, Y. Yang, A. Zucchetta

National Central University, Chung-Li, Taiwan

V. Candelise, T.H. Doan, Sh. Jain, R. Khurana, M. Konyushikhin, C.M. Kuo, W. Lin, Y.J. Lu, A. Pozdnyakov, S.S. Yu

National Taiwan University (NTU), Taipei, Taiwan

Arun Kumar, P. Chang, Y.H. Chang, Y.W. Chang, Y. Chao, K.F. Chen, P.H. Chen, C. Dietz, F. Fiori, W.-S. Hou, Y. Hsiung, Y.F. Liu, R.-S. Lu, M. Miñano Moya, E. Paganis, A. Psallidas, J.f. Tsai, Y.M. Tzeng

Chulalongkorn University, Faculty of Science, Department of Physics, Bangkok, Thailand

B. Asavapibhop, G. Singh, N. Srimanobhas, N. Suwonjandee

Cukurova University, Physics Department, Science and Art Faculty, Adana, Turkey

A. Adiguzel, M.N. Bakirci⁵¹, S. Cerci⁵², S. Damarseckin, Z.S. Demiroglu, C. Dozen, I. Dumanoglu, S. Girgis, G. Gokbulut, Y. Guler, I. Hos⁵³, E.E. Kangal⁵⁴, O. Kara, A. Kayis Topaksu, U. Kiminsu, M. Oglakci, G. Onengut⁵⁵, K. Ozdemir⁵⁶, B. Tali⁵², S. Turkcapar, I.S. Zorbakir, C. Zorbilmez

Middle East Technical University, Physics Department, Ankara, Turkey

B. Bilin, S. Bilmis, B. Isildak⁵⁷, G. Karapinar⁵⁸, M. Yalvac, M. Zeyrek

Bogazici University, Istanbul, Turkey

E. Gülmez, M. Kaya⁵⁹, O. Kaya⁶⁰, E.A. Yetkin⁶¹, T. Yetkin⁶²

Istanbul Technical University, Istanbul, Turkey

A. Cakir, K. Cankocak, S. Sen⁶³

Institute for Scintillation Materials of National Academy of Science of Ukraine, Kharkov, Ukraine

B. Grynyov

National Scientific Center, Kharkov Institute of Physics and Technology, Kharkov, Ukraine

L. Levchuk, P. Sorokin

University of Bristol, Bristol, United Kingdom

R. Aggleton, F. Ball, L. Beck, J.J. Brooke, D. Burns, E. Clement, D. Cussans, H. Flacher, J. Goldstein, M. Grimes, G.P. Heath, H.F. Heath, J. Jacob, L. Kreczko, C. Lucas, D.M. Newbold⁶⁴, S. Paramesvaran, A. Poll, T. Sakuma, S. Seif El Nasr-storey, D. Smith, V.J. Smith

Rutherford Appleton Laboratory, Didcot, United Kingdom

K.W. Bell, A. Belyaev⁶⁵, C. Brew, R.M. Brown, L. Calligaris, D. Cieri, D.J.A. Cockerill, J.A. Coughlan, K. Harder, S. Harper, E. Olaiya, D. Petyt, C.H. Shepherd-Themistocleous, A. Thea, I.R. Tomalin, T. Williams

Imperial College, London, United Kingdom

M. Baber, R. Bainbridge, O. Buchmuller, A. Bundock, D. Burton, S. Casasso, M. Citron, D. Colling, L. Corpe, P. Dauncey, G. Davies, A. De Wit, M. Della Negra, R. Di Maria, P. Dunne, A. Elwood, D. Futyan, Y. Haddad, G. Hall, G. Iles, T. James, R. Lane, C. Laner, R. Lucas⁶⁴, L. Lyons, A.-M. Magnan, S. Malik, L. Mastrolorenzo, J. Nash, A. Nikitenko⁴⁹, J. Pela, B. Penning,

M. Pesaresi, D.M. Raymond, A. Richards, A. Rose, C. Seez, S. Summers, A. Tapper, K. Uchida, M. Vazquez Acosta⁶⁶, T. Virdee¹⁵, J. Wright, S.C. Zenz

Brunel University, Uxbridge, United Kingdom

J.E. Cole, P.R. Hobson, A. Khan, P. Kyberd, D. Leslie, I.D. Reid, P. Symonds, L. Teodorescu, M. Turner

Baylor University, Waco, USA

A. Borzou, K. Call, J. Dittmann, K. Hatakeyama, H. Liu, N. Pastika

The University of Alabama, Tuscaloosa, USA

S.I. Cooper, C. Henderson, P. Rumerio, C. West

Boston University, Boston, USA

D. Arcaro, A. Avetisyan, T. Bose, D. Gastler, D. Rankin, C. Richardson, J. Rohlf, L. Sulak, D. Zou

Brown University, Providence, USA

G. Benelli, D. Cutts, A. Garabedian, J. Hakala, U. Heintz, J.M. Hogan, O. Jesus, K.H.M. Kwok, E. Laird, G. Landsberg, Z. Mao, M. Narain, S. Piperov, S. Sagir, E. Spencer, R. Syarif

University of California, Davis, Davis, USA

R. Breedon, G. Breto, D. Burns, M. Calderon De La Barca Sanchez, S. Chauhan, M. Chertok, J. Conway, R. Conway, P.T. Cox, R. Erbacher, C. Flores, G. Funk, M. Gardner, W. Ko, R. Lander, C. Mclean, M. Mulhearn, D. Pellett, J. Pilot, S. Shalhout, J. Smith, M. Squires, D. Stolp, M. Tripathi

University of California, Los Angeles, USA

C. Bravo, R. Cousins, A. Dasgupta, A. Florent, J. Hauser, M. Ignatenko, N. Mccoll, D. Saltzberg, C. Schnaible, E. Takasugi, V. Valuev, M. Weber

University of California, Riverside, Riverside, USA

E. Bouvier, K. Burt, R. Clare, J. Ellison, J.W. Gary, S.M.A. Ghiasi Shirazi, G. Hanson, J. Heilman, P. Jandir, E. Kennedy, F. Lacroix, O.R. Long, M. Olmedo Negrete, M.I. Paneva, A. Shrinivas, W. Si, H. Wei, S. Wimpenny, B. R. Yates

University of California, San Diego, La Jolla, USA

J.G. Branson, G.B. Cerati, S. Cittolin, M. Derdzinski, R. Gerosa, A. Holzner, D. Klein, V. Krutelyov, J. Letts, I. Macneill, D. Olivito, S. Padhi, M. Pieri, M. Sani, V. Sharma, S. Simon, M. Tadel, A. Vartak, S. Wasserbaech⁶⁷, C. Welke, J. Wood, F. Würthwein, A. Yagil, G. Zevi Della Porta

University of California, Santa Barbara - Department of Physics, Santa Barbara, USA

N. Amin, R. Bhandari, J. Bradmiller-Feld, C. Campagnari, A. Dishaw, V. Dutta, M. Franco Sevilla, C. George, F. Golf, L. Gouskos, J. Gran, R. Heller, J. Incandela, S.D. Mullin, A. Ovcharova, H. Qu, J. Richman, D. Stuart, I. Suarez, J. Yoo

California Institute of Technology, Pasadena, USA

D. Anderson, J. Bendavid, A. Bornheim, J. Bunn, J. Duarte, J.M. Lawhorn, A. Mott, H.B. Newman, C. Pena, M. Spiropulu, J.R. Vlimant, S. Xie, R.Y. Zhu

Carnegie Mellon University, Pittsburgh, USA

M.B. Andrews, T. Ferguson, M. Paulini, J. Russ, M. Sun, H. Vogel, I. Vorobiev, M. Weinberg

University of Colorado Boulder, Boulder, USA

J.P. Cumalat, W.T. Ford, F. Jensen, A. Johnson, M. Krohn, T. Mulholland, K. Stenson, S.R. Wagner

Cornell University, Ithaca, USA

J. Alexander, J. Chaves, J. Chu, S. Dittmer, K. McDermott, N. Mirman, G. Nicolas Kaufman, J.R. Patterson, A. Rinkevicius, A. Ryd, L. Skinnari, L. Soffi, S.M. Tan, Z. Tao, J. Thom, J. Tucker, P. Wittich, M. Zientek

Fairfield University, Fairfield, USA

D. Winn

Fermi National Accelerator Laboratory, Batavia, USA

S. Abdullin, M. Albrow, G. Apollinari, A. Apresyan, S. Banerjee, L.A.T. Bauerdick, A. Beretvas, J. Berryhill, P.C. Bhat, G. Bolla, K. Burkett, J.N. Butler, H.W.K. Cheung, F. Chlebana, S. Cihangir[†], M. Cremonesi, V.D. Elvira, I. Fisk, J. Freeman, E. Gottschalk, L. Gray, D. Green, S. Grünendahl, O. Gutsche, D. Hare, R.M. Harris, S. Hasegawa, J. Hirschauer, Z. Hu, B. Jayatilaka, S. Jindariani, M. Johnson, U. Joshi, B. Klima, B. Kreis, S. Lammel, J. Linacre, D. Lincoln, R. Lipton, M. Liu, T. Liu, R. Lopes De Sá, J. Lykken, K. Maeshima, N. Magini, J.M. Marraffino, S. Maruyama, D. Mason, P. McBride, P. Merkel, S. Mrenna, S. Nahn, V. O'Dell, K. Pedro, O. Prokofyev, G. Rakness, L. Ristori, E. Sexton-Kennedy, A. Soha, W.J. Spalding, L. Spiegel, S. Stoynev, J. Strait, N. Strobbe, L. Taylor, S. Tkaczyk, N.V. Tran, L. Uplegger, E.W. Vaandering, C. Vernieri, M. Verzocchi, R. Vidal, M. Wang, H.A. Weber, A. Whitbeck, Y. Wu

University of Florida, Gainesville, USA

D. Acosta, P. Avery, P. Bortignon, D. Bourilkov, A. Brinkerhoff, A. Carnes, M. Carver, D. Curry, S. Das, R.D. Field, I.K. Furic, J. Konigsberg, A. Korytov, J.F. Low, P. Ma, K. Matchev, H. Mei, G. Mitselmakher, D. Rank, L. Shchutska, D. Sperka, L. Thomas, J. Wang, S. Wang, J. Yelton

Florida International University, Miami, USA

S. Linn, P. Markowitz, G. Martinez, J.L. Rodriguez

Florida State University, Tallahassee, USA

A. Ackert, T. Adams, A. Askew, S. Bein, S. Hagopian, V. Hagopian, K.F. Johnson, H. Prosper, A. Santra, R. Yohay

Florida Institute of Technology, Melbourne, USA

M.M. Baarmand, V. Bhopatkar, S. Colafranceschi, M. Hohlmann, D. Noonan, T. Roy, F. Yumiceva

University of Illinois at Chicago (UIC), Chicago, USA

M.R. Adams, L. Apanasevich, D. Berry, R.R. Betts, I. Bucinskaite, R. Cavanaugh, O. Evdokimov, L. Gauthier, C.E. Gerber, D.J. Hofman, K. Jung, I.D. Sandoval Gonzalez, N. Varelas, H. Wang, Z. Wu, M. Zakaria, J. Zhang

The University of Iowa, Iowa City, USA

B. Bilki⁶⁸, W. Clarida, K. Dilsiz, S. Durgut, R.P. Gandrajula, M. Haytmyradov, V. Khristenko, J.-P. Merlo, H. Mermerkaya⁶⁹, A. Mestvirishvili, A. Moeller, J. Nachtman, H. Ogul, Y. Onel, F. Ozok⁷⁰, A. Penzo, C. Snyder, E. Tiras, J. Wetzel, K. Yi

Johns Hopkins University, Baltimore, USA

I. Anderson, B. Blumenfeld, A. Cocoros, N. Eminizer, D. Fehling, L. Feng, A.V. Gritsan, P. Maksimovic, C. Martin, M. Osherson, J. Roskes, U. Sarica, M. Swartz, M. Xiao, Y. Xin, C. You

The University of Kansas, Lawrence, USA

A. Al-bataineh, P. Baringer, A. Bean, S. Boren, J. Bowen, C. Bruner, J. Castle, L. Forthomme, R.P. Kenny III, S. Khalil, A. Kropivnitskaya, D. Majumder, W. Mcbrayer, M. Murray, S. Sanders, R. Stringer, J.D. Tapia Takaki, Q. Wang

Kansas State University, Manhattan, USA

A. Ivanov, K. Kaadze, Y. Maravin, A. Mohammadi, L.K. Saini, N. Skhirtladze, S. Toda

Lawrence Livermore National Laboratory, Livermore, USA

F. Rebassoo, D. Wright

University of Maryland, College Park, USA

C. Anelli, A. Baden, O. Baron, A. Belloni, B. Calvert, S.C. Eno, C. Ferraioli, J.A. Gomez, N.J. Hadley, S. Jabeen, R.G. Kellogg, T. Kolberg, J. Kunkle, Y. Lu, A.C. Mignerey, F. Ricci-Tam, Y.H. Shin, A. Skuja, M.B. Tonjes, S.C. Tonwar

Massachusetts Institute of Technology, Cambridge, USA

D. Abercrombie, B. Allen, A. Apyan, V. Azzolini, R. Barbieri, A. Baty, R. Bi, K. Bierwagen, S. Brandt, W. Busza, I.A. Cali, M. D'Alfonso, Z. Demiragli, L. Di Matteo, G. Gomez Ceballos, M. Goncharov, D. Hsu, Y. Iiyama, G.M. Innocenti, M. Klute, D. Kovalskyi, K. Krajczar, Y.S. Lai, Y.-J. Lee, A. Levin, P.D. Luckey, B. Maier, A.C. Marini, C. Mcginn, C. Mironov, S. Narayanan, X. Niu, C. Paus, C. Roland, G. Roland, J. Salfeld-Nebgen, G.S.F. Stephans, K. Tatar, M. Varma, D. Velicanu, J. Veverka, J. Wang, T.W. Wang, B. Wyslouch, M. Yang, V. Zhukova

University of Minnesota, Minneapolis, USA

A.C. Benvenuti, R.M. Chatterjee, A. Evans, A. Finkel, A. Gude, P. Hansen, S. Kalafut, S.C. Kao, Y. Kubota, Z. Lesko, J. Mans, S. Nourbakhsh, N. Ruckstuhl, R. Rusack, N. Tambe, J. Turkewitz

University of Mississippi, Oxford, USA

J.G. Acosta, S. Oliveros

University of Nebraska-Lincoln, Lincoln, USA

E. Avdeeva, R. Bartek⁷¹, K. Bloom, D.R. Claes, A. Dominguez⁷¹, C. Fangmeier, R. Gonzalez Suarez, R. Kamalieddin, I. Kravchenko, A. Malta Rodrigues, F. Meier, J. Monroy, J.E. Siado, G.R. Snow, B. Stieger

State University of New York at Buffalo, Buffalo, USA

M. Alyari, J. Dolen, A. Godshalk, C. Harrington, I. Iashvili, J. Kaisen, A. Kharchilava, A. Parker, S. Rappoccio, B. Roozbahani

Northeastern University, Boston, USA

G. Alverson, E. Barberis, A. Hortiangtham, A. Massironi, D.M. Morse, D. Nash, T. Orimoto, R. Teixeira De Lima, D. Trocino, R.-J. Wang, D. Wood

Northwestern University, Evanston, USA

S. Bhattacharya, O. Charaf, K.A. Hahn, A. Kubik, A. Kumar, N. Mucia, N. Odell, B. Pollack, M.H. Schmitt, K. Sung, M. Trovato, M. Velasco

University of Notre Dame, Notre Dame, USA

N. Dev, M. Hildreth, K. Hurtado Anampa, C. Jessop, D.J. Karmgard, N. Kellams, K. Lannon, N. Marinelli, F. Meng, C. Mueller, Y. Musienko³⁶, M. Planer, A. Reinsvold, R. Ruchti, G. Smith, S. Taroni, M. Wayne, M. Wolf, A. Woodard

The Ohio State University, Columbus, USA

J. Alimena, L. Antonelli, B. Bylsma, L.S. Durkin, S. Flowers, B. Francis, A. Hart, C. Hill, R. Hughes, W. Ji, B. Liu, W. Luo, D. Puigh, B.L. Winer, H.W. Wulsin

Princeton University, Princeton, USA

S. Cooperstein, O. Driga, P. Elmer, J. Hardenbrook, P. Hebda, D. Lange, J. Luo, D. Marlow, T. Medvedeva, K. Mei, J. Olsen, C. Palmer, P. Piroué, D. Stickland, A. Svyatkovskiy, C. Tully

University of Puerto Rico, Mayaguez, USA

S. Malik

Purdue University, West Lafayette, USA

A. Barker, V.E. Barnes, S. Folgueras, L. Gutay, M.K. Jha, M. Jones, A.W. Jung, A. Khatiwada, D.H. Miller, N. Neumeister, J.F. Schulte, X. Shi, J. Sun, F. Wang, W. Xie

Purdue University Northwest, Hammond, USA

N. Parashar, J. Stupak

Rice University, Houston, USA

A. Adair, B. Akgun, Z. Chen, K.M. Ecklund, F.J.M. Geurts, M. Guilbaud, W. Li, B. Michlin, M. Northup, B.P. Padley, J. Roberts, J. Rorie, Z. Tu, J. Zabel

University of Rochester, Rochester, USA

B. Betchart, A. Bodek, P. de Barbaro, R. Demina, Y.t. Duh, T. Ferbel, M. Galanti, A. Garcia-Bellido, J. Han, O. Hindrichs, A. Khukhunaishvili, K.H. Lo, P. Tan, M. Verzetti

Rutgers, The State University of New Jersey, Piscataway, USA

A. Agapitos, J.P. Chou, E. Contreras-Campana, Y. Gershtein, T.A. Gómez Espinosa, E. Halkiadakis, M. Heindl, D. Hidas, E. Hughes, S. Kaplan, R. Kunnawalkam Elayavalli, S. Kyriacou, A. Lath, K. Nash, H. Saka, S. Salur, S. Schnetzer, D. Sheffield, S. Somalwar, R. Stone, S. Thomas, P. Thomassen, M. Walker

University of Tennessee, Knoxville, USA

A.G. Delannoy, M. Foerster, J. Heideman, G. Riley, K. Rose, S. Spanier, K. Thapa

Texas A&M University, College Station, USAO. Bouhali⁷², A. Celik, M. Dalchenko, M. De Mattia, A. Delgado, S. Dildick, R. Eusebi, J. Gilmore, T. Huang, E. Juska, T. Kamon⁷³, R. Mueller, Y. Pakhotin, R. Patel, A. Perloff, L. Perniè, D. Rathjens, A. Safonov, A. Tatarinov, K.A. Ulmer**Texas Tech University, Lubbock, USA**

N. Akchurin, C. Cowden, J. Damgov, F. De Guio, C. Dragoiu, P.R. Duderoy, J. Faulkner, E. Gурpinar, S. Kunori, K. Lamichhane, S.W. Lee, T. Libeiro, T. Peltola, S. Undleeb, I. Volobouev, Z. Wang

Vanderbilt University, Nashville, USA

S. Greene, A. Gurrola, R. Janjam, W. Johns, C. Maguire, A. Melo, H. Ni, P. Sheldon, S. Tuo, J. Velkovska, Q. Xu

University of Virginia, Charlottesville, USA

M.W. Arenton, P. Barria, B. Cox, J. Goodell, R. Hirosky, A. Ledovskoy, H. Li, C. Neu, T. Sinthuprasith, X. Sun, Y. Wang, E. Wolfe, F. Xia

Wayne State University, Detroit, USA

C. Clarke, R. Harr, P.E. Karchin, J. Sturdy

University of Wisconsin - Madison, Madison, WI, USA

D.A. Belknap, J. Buchanan, C. Caillol, S. Dasu, L. Dodd, S. Duric, B. Gomber, M. Grothe, M. Herndon, A. Hervé, P. Klabbers, A. Lanaro, A. Levine, K. Long, R. Loveless, I. Ojalvo, T. Perry, G.A. Pierro, G. Polese, T. Ruggles, A. Savin, N. Smith, W.H. Smith, D. Taylor, N. Woods

†: Deceased

1: Also at Vienna University of Technology, Vienna, Austria

2: Also at State Key Laboratory of Nuclear Physics and Technology, Peking University, Beijing,

China

- 3: Also at Institut Pluridisciplinaire Hubert Curien (IPHC), Université de Strasbourg, CNRS/IN2P3, Strasbourg, France
- 4: Also at Universidade Estadual de Campinas, Campinas, Brazil
- 5: Also at Universidade Federal de Pelotas, Pelotas, Brazil
- 6: Also at Université Libre de Bruxelles, Bruxelles, Belgium
- 7: Also at Deutsches Elektronen-Synchrotron, Hamburg, Germany
- 8: Also at Joint Institute for Nuclear Research, Dubna, Russia
- 9: Also at Suez University, Suez, Egypt
- 10: Now at British University in Egypt, Cairo, Egypt
- 11: Also at Ain Shams University, Cairo, Egypt
- 12: Now at Helwan University, Cairo, Egypt
- 13: Also at Université de Haute Alsace, Mulhouse, France
- 14: Also at Skobeltsyn Institute of Nuclear Physics, Lomonosov Moscow State University, Moscow, Russia
- 15: Also at CERN, European Organization for Nuclear Research, Geneva, Switzerland
- 16: Also at RWTH Aachen University, III. Physikalisches Institut A, Aachen, Germany
- 17: Also at University of Hamburg, Hamburg, Germany
- 18: Also at Brandenburg University of Technology, Cottbus, Germany
- 19: Also at Institute of Nuclear Research ATOMKI, Debrecen, Hungary
- 20: Also at MTA-ELTE Lendület CMS Particle and Nuclear Physics Group, Eötvös Loránd University, Budapest, Hungary
- 21: Also at Institute of Physics, University of Debrecen, Debrecen, Hungary
- 22: Also at Indian Institute of Science Education and Research, Bhopal, India
- 23: Also at Institute of Physics, Bhubaneswar, India
- 24: Also at University of Visva-Bharati, Santiniketan, India
- 25: Also at University of Ruhuna, Matara, Sri Lanka
- 26: Also at Isfahan University of Technology, Isfahan, Iran
- 27: Also at University of Tehran, Department of Engineering Science, Tehran, Iran
- 28: Also at Yazd University, Yazd, Iran
- 29: Also at Plasma Physics Research Center, Science and Research Branch, Islamic Azad University, Tehran, Iran
- 30: Also at Università degli Studi di Siena, Siena, Italy
- 31: Also at Purdue University, West Lafayette, USA
- 32: Also at International Islamic University of Malaysia, Kuala Lumpur, Malaysia
- 33: Also at Malaysian Nuclear Agency, MOSTI, Kajang, Malaysia
- 34: Also at Consejo Nacional de Ciencia y Tecnología, Mexico city, Mexico
- 35: Also at Warsaw University of Technology, Institute of Electronic Systems, Warsaw, Poland
- 36: Also at Institute for Nuclear Research, Moscow, Russia
- 37: Now at National Research Nuclear University 'Moscow Engineering Physics Institute' (MEPhI), Moscow, Russia
- 38: Also at St. Petersburg State Polytechnical University, St. Petersburg, Russia
- 39: Also at University of Florida, Gainesville, USA
- 40: Also at P.N. Lebedev Physical Institute, Moscow, Russia
- 41: Also at California Institute of Technology, Pasadena, USA
- 42: Also at Budker Institute of Nuclear Physics, Novosibirsk, Russia
- 43: Also at Faculty of Physics, University of Belgrade, Belgrade, Serbia
- 44: Also at INFN Sezione di Roma; Sapienza Università di Roma, Rome, Italy
- 45: Also at University of Belgrade, Faculty of Physics and Vinca Institute of Nuclear Sciences,

Belgrade, Serbia

46: Also at Scuola Normale e Sezione dell'INFN, Pisa, Italy

47: Also at National and Kapodistrian University of Athens, Athens, Greece

48: Also at Riga Technical University, Riga, Latvia

49: Also at Institute for Theoretical and Experimental Physics, Moscow, Russia

50: Also at Albert Einstein Center for Fundamental Physics, Bern, Switzerland

51: Also at Gaziosmanpasa University, Tokat, Turkey

52: Also at Adiyaman University, Adiyaman, Turkey

53: Also at Istanbul Aydin University, Istanbul, Turkey

54: Also at Mersin University, Mersin, Turkey

55: Also at Cag University, Mersin, Turkey

56: Also at Piri Reis University, Istanbul, Turkey

57: Also at Ozyegin University, Istanbul, Turkey

58: Also at Izmir Institute of Technology, Izmir, Turkey

59: Also at Marmara University, Istanbul, Turkey

60: Also at Kafkas University, Kars, Turkey

61: Also at Istanbul Bilgi University, Istanbul, Turkey

62: Also at Yildiz Technical University, Istanbul, Turkey

63: Also at Hacettepe University, Ankara, Turkey

64: Also at Rutherford Appleton Laboratory, Didcot, United Kingdom

65: Also at School of Physics and Astronomy, University of Southampton, Southampton, United Kingdom

66: Also at Instituto de Astrofísica de Canarias, La Laguna, Spain

67: Also at Utah Valley University, Orem, USA

68: Also at Argonne National Laboratory, Argonne, USA

69: Also at Erzincan University, Erzincan, Turkey

70: Also at Mimar Sinan University, Istanbul, Istanbul, Turkey

71: Now at The Catholic University of America, Washington, USA

72: Also at Texas A&M University at Qatar, Doha, Qatar

73: Also at Kyungpook National University, Daegu, Korea