

CERN-EP/2016-261
2020/04/03

CMS-FSQ-12-004

Exclusive and semi-exclusive $\pi^+\pi^-$ production in proton-proton collisions at $\sqrt{s} = 7$ TeV

The CMS Collaboration*

Abstract

A measurement is presented of the exclusive and semi-exclusive production of charged pion pairs in proton-proton collisions, $pp \rightarrow p(p^*) + \pi^+\pi^- + p(p^*)$, where the $\pi^+\pi^-$ pair is emitted at central rapidities, and the scattered protons stay intact (p) or diffractively dissociate (p^*) without detection. The measurement is performed with the CMS detector at the LHC, using a data sample corresponding to an integrated luminosity of $450 \mu\text{b}^{-1}$ collected at a center-of-mass energy of 7 TeV. The dipion cross section, measured for single-pion transverse momentum $p_T > 0.2 \text{ GeV}/c$ and rapidity $|y| < 2$, is 26.5 ± 0.3 (stat) ± 5.0 (syst) ± 1.1 (lumi) μb . The differential cross sections measured as a function of the invariant mass, p_T , and y of the pion pair, and as a function of single-pion p_T , are compared to phenomenological predictions.

Submitted to Physical Review D

1 Introduction

At high center-of-mass energies, the process $pp \rightarrow p(p^*) + \pi^+ \pi^- + p(p^*)$, where two pions are produced alone while the colliding protons either remain intact (exclusive production) or dissociate into low-mass systems denoted as p^* (semi-exclusive production), is dominated by double pomeron exchange (DPE) [1, 2]. Pion pairs from DPE come from the t-channel non-resonant continuum shown in Fig. 1a, as well as from decays of scalar and tensor meson resonances produced in the s-channel. Dipion decays from (semi)exclusive vector meson photoproduction, such as from the ρ meson shown in Fig. 1b, contribute to a smaller degree, whereas the two-photon fusion process $\gamma\gamma \rightarrow \pi\pi$ is expected to have a much smaller cross section [3] and is disregarded hereafter.

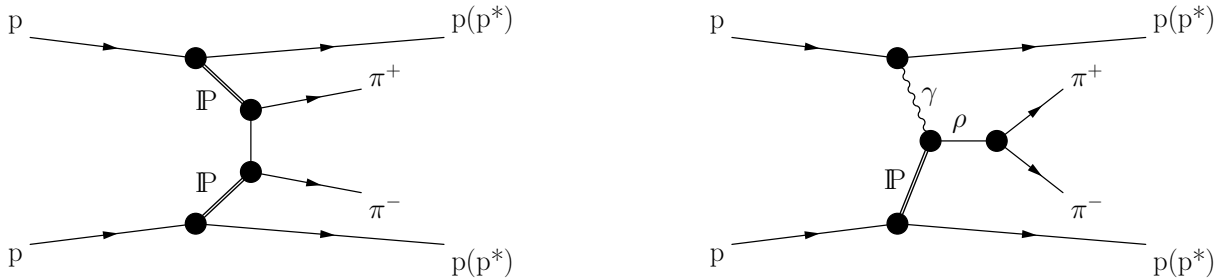


Figure 1: Representative diagrams for (semi)exclusive central $\pi^+ \pi^-$ production in proton-proton collisions. (left) Double pomeron exchange continuum, and (right) photon-pomeron interaction with production of a $\rho(770)$ meson that subsequently decays into a pair of pions.

The DPE processes, with contributions limited to states of zero isospin, even spin, positive parity, and positive charge-conjugation parity [4], have selection rules that differ from other processes such as $e^+ e^- \rightarrow \pi^+ \pi^-$, which makes them useful in studies of meson spectroscopy. Since the pomeron constituents are mainly gluons, DPE is considered an excellent channel for the production of glueballs [1, 2, 5, 6]. In addition, it can provide a better understanding of the physics of pomeron exchange, which is a nonperturbative, model-dependent process.

Several exclusive final states have previously been investigated in hadron-hadron collisions, such as in pp collisions at $\sqrt{s} = 23$ to 63 GeV at the ISR [5–7], and in $p\bar{p}$ collisions at $\sqrt{s} = 0.9$ and 1.96 TeV at the Tevatron [8]. Exclusive production of hadrons at central rapidities is usually described phenomenologically in terms of DPE processes when the mass of the central system is not very large (below $3 \text{ GeV}/c^2$), or perturbatively by explicitly taking into account the partonic structure of the pomeron (as a two-gluon color singlet system with vacuum quantum numbers) at higher masses [9]. At $\sqrt{s} = 63$ GeV, events with the characteristics of DPE were observed in the exclusive $\pi^+ \pi^-$ channel [5–7], while at lower (fixed-target) energies exclusive two-hadron production showed large additional contributions from Reggeon exchange [10].

This paper presents a measurement of exclusive and semi-exclusive $\pi^+ \pi^-$ production up to invariant masses $M(\pi\pi) \approx 3 \text{ GeV}/c^2$ in pp collisions at $\sqrt{s} = 7$ TeV. Integrated and differential dipion cross sections are reported for single pion transverse momenta $p_T > 0.2 \text{ GeV}/c$ and rapidities $|y| < 2$, and are compared to phenomenological predictions.

2 CMS detector

A detailed description of the CMS detector, together with a definition of the coordinate system used and the relevant kinematic variables, can be found in Ref. [11]. The central feature of the CMS apparatus is a superconducting solenoid, 13 m in length and 6 m in diameter, providing an

axial magnetic field of 3.8 T. Inside the solenoid, silicon pixel and strip trackers are surrounded by a crystal electromagnetic calorimeter (ECAL) and a brass and scintillator hadron calorimeter (HCAL). Muons are measured in gas-ionization chambers embedded in the steel flux-return yoke of the magnet.

Particles created in collisions in the center of the detector first traverse the tracker, a system of silicon sensors designed to provide a precise and efficient measurement of the trajectories of charged particles. The overall length of the tracker is 5.4 m, and its outer diameter is 2.4 m. The inner tracker measures charged particles within the pseudorapidity range $|\eta| < 2.5$. For isolated pions with $p_T \approx 1 \text{ GeV}/c$ and $|\eta| < 1.4$, the transverse (longitudinal) impact parameter resolution is about 90 (100–200) microns, and the p_T resolution varies from 0.8% to 2% [12].

The ECAL provides coverage in the range of $|\eta| < 1.48$ in the barrel region (EB) and $1.48 < |\eta| < 3.0$ in the two endcap regions (EE). The HCAL provides coverage for $|\eta| < 1.3$ in the barrel region (HB) and $1.3 < |\eta| < 3.0$ in the two endcap regions (HE). In the region $|\eta| < 1.74$, the HCAL cells have widths of 0.087 in pseudorapidity and 0.087 in azimuth (ϕ). In the η - ϕ plane, and for $|\eta| < 1.48$, the HCAL cells map onto arrays of 5×5 ECAL crystals to form calorimeter towers projecting radially outwards from the nominal interaction point. At larger values of $|\eta|$, the size of the towers increases and the matching ECAL arrays contain fewer crystals. Two forward calorimeters (HF) cover $2.9 < |\eta| < 4.9$. They are located 11.2 m from the interaction point on each side of CMS. The HF calorimeters consist of iron absorbers and embedded radiation-hard quartz fibers, which provide a fast collection of Cherenkov light. Each of the two HF calorimeters is segmented in 13 rings in η . With the exception of the first and the last ring, the η segments have approximately equal widths.

The beam pickup for timing (BPTX) devices are used to trigger the detector readout. They are located around the beam pipe at a distance of 175 m from the interaction point on either side, and are designed to provide precise information on the LHC bunch structure and the timing of the incoming beams.

3 Monte Carlo simulations

The following Monte Carlo event generators are used for comparisons to data as well as to correct the measurements for the detector acceptance and reconstruction efficiency:

- PYTHIA 8.165 [13] MBR: The DPE process, in which neither proton dissociates, is implemented in the PYTHIA 8 Monte Carlo generator using the minimum bias Rockfeller (MBR) model, which is based on the renormalized pomeron flux model [14].
- PYTHIA 8.165 [13] 4C: The DPE process is simulated using the 4C tune, which is based on the rescaled Schüler and Sjöstrand model [15].
- STARlight v.110 [16]: Exclusive ρ -meson photoproduction, with $\rho \rightarrow \pi^+ \pi^-$ (Fig. 1b) is simulated using STARlight. This event generator describes the process where one of the protons emits a quasireal photon that "materializes" into a vector meson by scattering with the other proton via pomeron exchange. It uses the equivalent photon approximation and a parametrization of the ρ -photoproduction cross section measured at HERA.
- DIME v.104 [17]: The Durham DIME Monte Carlo code provides predictions for the exclusive $pp \rightarrow p + \pi^+ \pi^- + p$ contribution. Two types of off-shell meson-pomeron form factors in four-momentum transfer are used [9]: exponential and Orear [18].

The generated PYTHIA 8 and STARlight event samples are passed through a detailed GEANT4

simulation [19] of the CMS detector, and reconstructed with the same software as used for the data. As stated previously, two-photon production processes such as $\gamma\gamma \rightarrow e^+e^-$ and $\gamma\gamma \rightarrow \pi^+\pi^-$, have much smaller cross sections than DPE ones [16] and are not considered.

4 Data analysis

4.1 Event selection

The data samples used in this analysis correspond to an integrated luminosity of $450 \mu\text{b}^{-1}$, collected in 2010 at $\sqrt{s} = 7 \text{ TeV}$ at a low instantaneous luminosity, with ≈ 1 inelastic pp interaction per bunch crossing. Events were selected with $\approx 100\%$ efficiency using an unbiased trigger provided by the BPTX [20] that required only the presence of proton bunches crossing at the CMS interaction point. This trigger was prescaled by a factor that varied from 200 to 33 000 to control the output rate.

Offline, events are required to have two charged-particle tracks coming from a common point on the beam line, with no additional tracks and no activity in the calorimeters above the noise thresholds [21] to reject non-exclusive events, as well as events with more than a single pp interaction vertex (pileup). The following requirements are imposed to select well-reconstructed tracks consistent with those originating from a pp collision:

- A standard high-purity track selection is applied to reduce the number of false tracks [22]. This selection uses information on the number of hits, the normalized goodness-of-fit χ^2 , and the transverse and longitudinal impact parameters of the track.
- The two selected tracks are required to intersect at a vertex with z-coordinate $|z_{\text{vtx}}| < 15 \text{ cm}$ from the center of the detector. The impact parameter of each track to the beam line is required to be less than 3.2 mm.

A kinematic region with high tracking efficiency, which is also well separated from the edges of the tracker acceptance, is defined by requiring each particle to have $p_T > 0.2 \text{ GeV}/c$ and $|y| < 2$, where y is calculated assuming the pion mass. Hadron identification using the specific ionization energy loss in the tracker material (dE/dx) [23] shows that for $p_T < 0.7 \text{ GeV}/c$, where π and K mesons can be distinguished, about 93% of the tracks are due to pions. For the same momentum range, the oppositely-charged particle pairs originate in approximately 89.4% of the cases from $\pi\pi$, 7.4% from $K\pi$, 2.5% from KK , 0.6% from $p\pi$, and 0.1% from $p\bar{p}$. The 8% of events from $K\pi$ and $p\pi$ must have an undetected hadron because of strangeness and baryon conservation, respectively, and therefore are considered to be background. The 2.6% of events from KK and $p\bar{p}$ may contribute to the signal. As it is not possible to distinguish pions and kaons in the entire momentum range, no attempt is made to subtract the KK and $p\bar{p}$ contributions from the signal. Since exclusive production of same-sign pairs, $pp \rightarrow p(p^*) + (\pi^\pm\pi^\pm) + p(p^*)$, is forbidden by charge conservation, same-sign events are used as a control sample to study residual multihadron backgrounds, where two or more charged particles are not detected or do not pass the reconstruction criteria.

In addition to having only two reconstructed charged particles in the event (apart from the undetected p or p^*), the events are required to have no extra activity in the calorimeters up to $|\eta| = 4.9$. This condition is applied by counting the number of calorimeter towers N_{extra} that contain signals above the noise thresholds outside cones with radius $\Delta R = 0.1$ around the two charged-particle tracks, where $\Delta R = \sqrt{\Delta\eta^2 + \Delta\phi^2}$. The noise thresholds are 0.52, 2.18, 1.18, 1.95 and 4.00 GeV for the EB, EE, HB, HE and HF calorimeters, respectively. These thresholds

Table 1: Number of events remaining after each step of the analysis.

Selection	Data events
Trigger	33 214 795
No. of tracks ≤ 2	215 139
Track purity	170 990
$ y < 2$	128 375
$p_T > 0.2 \text{ GeV}/c$	103 038
Exactly two tracks	58 468
$ z_{\text{vtx}} < 15 \text{ cm}$	57 602
$E_{\text{EB}} < 0.52 \text{ GeV}$	49 462
$E_{\text{EE}} < 2.18 \text{ GeV}$	42 988
$E_{\text{HB}} < 1.18 \text{ GeV}$	41 703
$E_{\text{HE}} < 1.95 \text{ GeV}$	32 565
$E_{\text{HF}} < 4.0 \text{ GeV}$	6 102
Opposite-sign tracks	5 402
Same-sign tracks	700

are determined for each of the calorimeter regions using data taken with unpaired proton beam bunches.

Table 1 lists the number of events remaining in the data sample after each step of the event selection, together with the final number of events with opposite-sign (OS) and same-sign (SS) tracks. For an integrated luminosity of $450 \mu\text{b}^{-1}$, 5402 OS events are observed with no extra towers above threshold, while there are 700 SS events passing all selection criteria. Within the SS sample, there is no significant charge asymmetry observed, with 368 negatively-charged and 332 positively-charged pairs.

4.2 Background estimation

A data-driven method is applied to correct for residual multihadron backgrounds and signal migration. Figure 2 shows the N_{extra} distribution of calorimeter towers above threshold (excluding towers within cones of $\Delta R = 0.1$ around the directions of the two tracks) in the selected two-track events for opposite-sign and same-sign pairs. A clear rise in the number of OS events is observed in the signal region with $N_{\text{extra}} = 0$. According to Monte Carlo simulations, the background contribution at values of $N_{\text{extra}} > 1$ is due to residual non-exclusive multihadron production. This residual multihadron background contains neutral particles and also charged particles outside of the acceptance of the tracker, in particular in the HF detector. The multihadron background seen in the data for OS and SS two-track events is very well described in the range $2 \leq N_{\text{extra}} \leq 10$ by a negative binomial distribution (NBD). The NBD is shown extrapolated down to $N_{\text{extra}} = 0$ in Fig. 2. Since the NBD background reproduces the full N_{extra} distribution measured in SS events, it is also considered to provide a faithful estimate of the multihadron background in OS events for signal events with $N_{\text{extra}} = 0$ and 1.

Figure 3 shows the dipion mass, dipion p_T , dipion y , and single-pion p_T distributions for signal events ($N_{\text{extra}} = 0$) and background events (obtained by scaling the events in the region $2 \leq N_{\text{extra}} \leq 10$ according to the amount predicted by the NBD for $N_{\text{extra}} = 0$). While the signal distributions are obtained solely from events with $N_{\text{extra}} = 0$, the measurement of the total cross section and the normalization of the differential cross sections include the events with $N_{\text{extra}} = 1$, which add 19% to the signal, with respect to the $N_{\text{extra}} = 0$ selection. The compatibility of the signal events with $N_{\text{extra}} = 0$ and $N_{\text{extra}} = 1$ is tested by plotting the dipion invariant mass distribution for $N_{\text{extra}} = 1$ events compared to the sum of the signal events with $N_{\text{extra}} = 0$

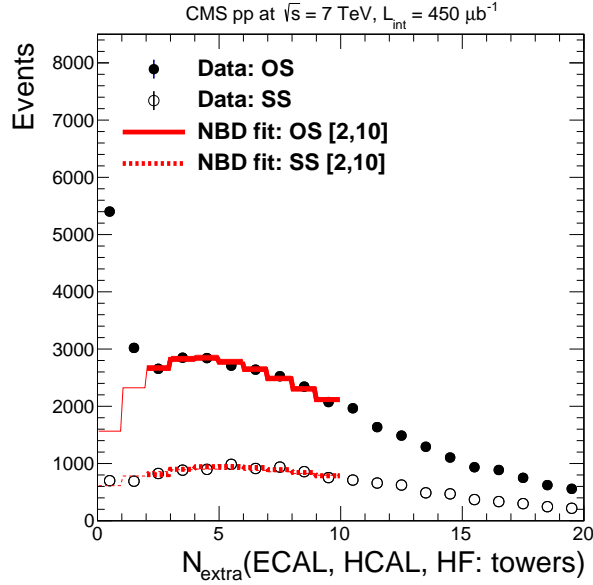


Figure 2: Distribution of the multiplicities of ECAL+HCAL+HF towers above noise thresholds, N_{extra} , in events with two opposite-sign (solid circles) and same-sign (open circles) tracks. The negative binomial distributions used to reproduce the backgrounds in OS (solid curve) and SS (dashed curve) events are shown in their fitting range (thick lines), as well as their extrapolation below that range (thinner lines).

Table 2: Predictions for the DPE and ρ -photoproduction cross sections from Monte Carlo simulations. Results are given for the full cross section and for the fiducial cross section defined by exactly two oppositely charged pions with $p_T > 0.2 \text{ GeV}/c$ and $|y| < 2$.

Generator	Process	σ (μb)	Fiducial
			σ_{had} (μb)
PYTHIA 8 MBR	DPE	800	16.8
PYTHIA 8 (4C tune)	DPE	800	17.6
DIME	DPE	400	12.7
STARlight	$\rho \rightarrow \pi^+ \pi^-$	13.2	2.4

scaled by 0.19 and the background events from $2 \leq N_{\text{extra}} \leq 10$ events scaled to the $N_{\text{extra}} = 1$ bin by the NBD extrapolation. Good agreement is observed, as seen in Fig. 4. The number of OS events with $N_{\text{extra}} = 0$ and $N_{\text{extra}} = 1$ are 5402 and 3020 with estimated backgrounds of 1509 ± 39 (stat) and 2283 ± 48 (stat), respectively.

4.3 Definition of hadron-level signal and unfolding corrections

The resolution of the detector and the efficiency of the data analysis are corrected for using simulated Monte Carlo events. The corrections are made to the stable-particle level (with lifetime $c\tau > 10$ mm). To minimize the model dependence of the corrections, the generated events are required to contain exactly two pions of opposite charge, both having $p_T > 0.2 \text{ GeV}/c$ and $|y| < 2$. Table 2 shows the cross sections obtained with the PYTHIA 8, STARlight, and DIME event generators with no selection requirements (third column) and with the hadron-level selection criteria applied (fourth column).

To correct for the effects of finite detector resolution and reconstruction efficiency, the distributions in Fig. 3 are unfolded using the iterative D'Agostini method with early stopping [24] im-

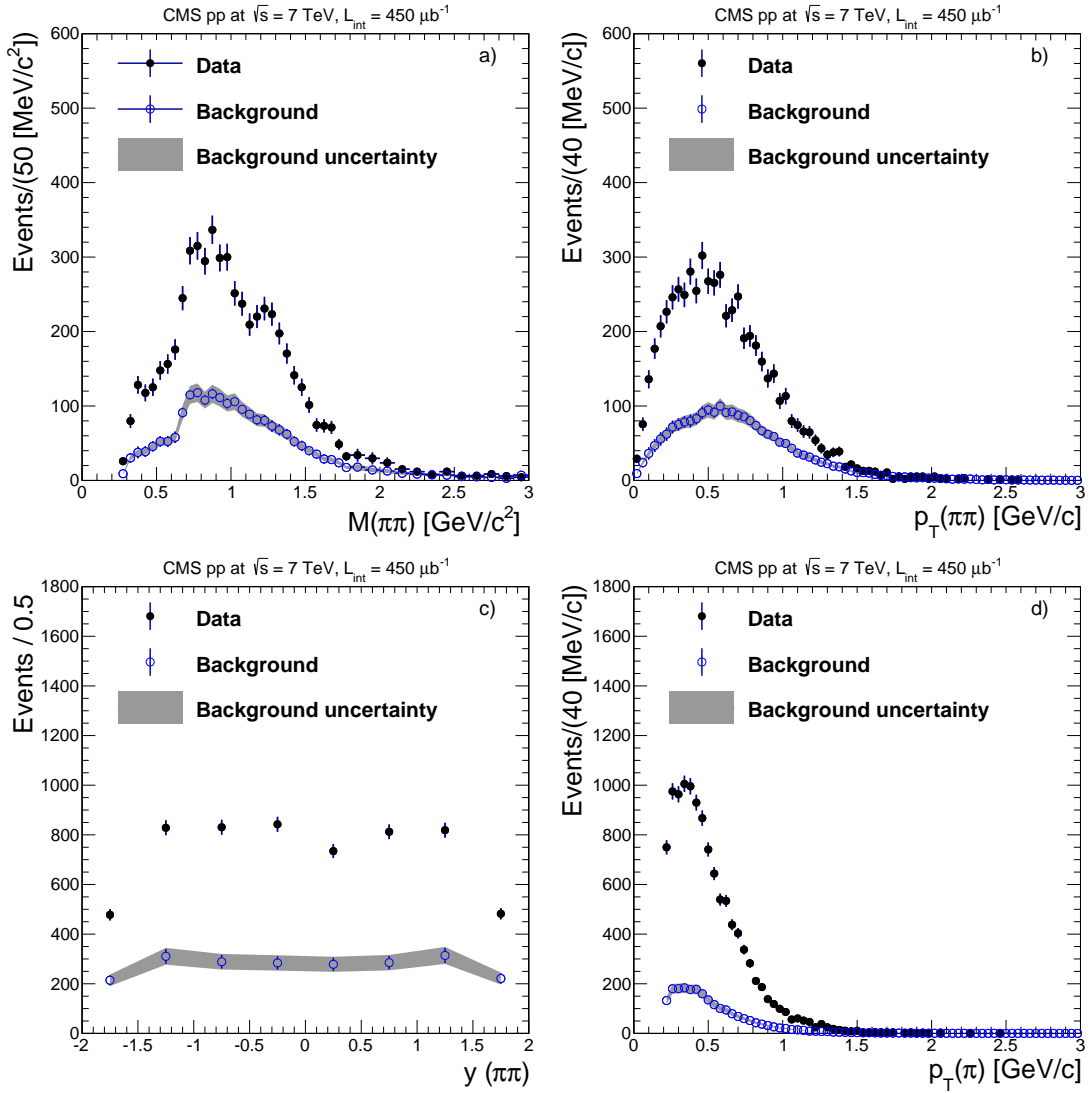


Figure 3: Detector-level distributions for the 5402 signal events with $N_{\text{extra}} = 0$ (filled circles), compared with the background estimated from control regions in data (open circles), as explained in the text. The pion pair a) invariant mass, b) p_T , c) rapidity, and d) single-pion p_T distributions are shown. The vertical error bars indicate the statistical uncertainty and the shaded band indicates the uncertainty in the estimate of the background when the size of the control region is changed.

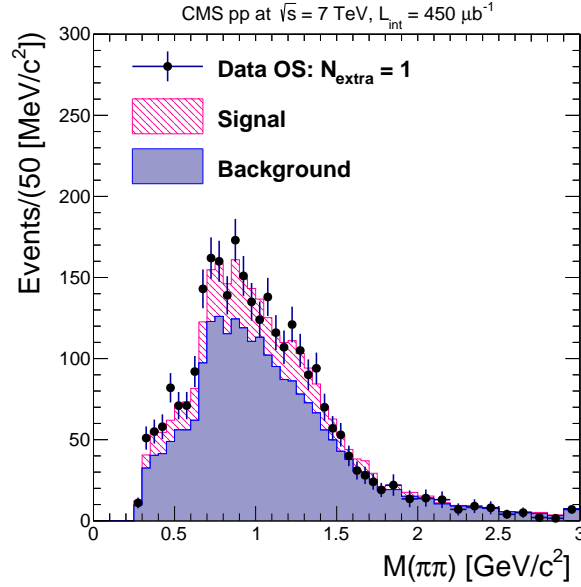


Figure 4: Shape comparison of the detector-level mass distribution for opposite-sign pairs with $N_{\text{extra}} = 1$ for the estimated signal (hatched histogram) and background (shaded histogram) contributions. The background is estimated from events with $2 \leq N_{\text{extra}} \leq 10$, as explained in the text. The signal shape is extracted from the distribution measured in events with $N_{\text{extra}} = 0$. Both distributions are scaled to their predicted normalization according to Fig. 2.

plemented in RooUnfold [25]. Prior to this procedure, the simulated distributions are reweighted to match the distributions in the data. This weight is defined as the ratio of the distributions for data and Monte Carlo simulation at the detector level, fitted to a fourth-order polynomial function.

A response matrix is obtained for each variable using the PYTHIA 8 MBR events. The effect of the limited detector resolution on both the purity and the stability of the data is studied. The purity represents the fraction of events in a certain bin at the detector level that are also selected at the generator level and stay in the same bin. The stability quantifies the fraction of events in a certain bin at the generator level that are also selected at the detector level and belong to the same bin. The values of purity and stability are found to be around 80% for the observed quantities. As a cross check, the PYTHIA 8 MBR response matrix was used to unfold the distributions from the other Monte Carlo samples, and the results are compatible with the generator-level values. The difference between the results obtained with the response matrices generated with PYTHIA 8 MBR and PYTHIA 8 tune 4C is taken as an estimate of the systematic uncertainty due to the unfolding procedure (a similar check with PHOJET [26] gives a result in between those obtained for the two PYTHIA 8 tunes).

4.4 Exclusivity efficiency

The exclusivity efficiency is the probability that a true signal event is not rejected by the exclusivity selection criteria because of pileup, calorimeter noise, or beam background in the same bunch crossing. The average value of the exclusivity efficiency ($\varepsilon_{\text{excl}}$) depends on the instantaneous luminosity [27]:

$$\varepsilon_{\text{excl}} = \frac{\int \frac{dN_{\text{zero-bias}}}{d\mathcal{L}_{\text{bunch}}} \mathcal{L}_{\text{bunch}} \varepsilon_{\text{excl}}(\mathcal{L}_{\text{bunch}}) d\mathcal{L}_{\text{bunch}}}{\int \frac{dN_{\text{zero-bias}}}{d\mathcal{L}_{\text{bunch}}} \mathcal{L}_{\text{bunch}} d\mathcal{L}_{\text{bunch}}}.$$

The weight $\mathcal{L}_{\text{bunch}}$ reflects the fact that the probability of a process taking place in a given bunch crossing is proportional to the corresponding instantaneous luminosity, and $\varepsilon_{\text{excl}}(\mathcal{L}_{\text{bunch}})$ is the exclusivity efficiency, defined as the number of triggered events passing the exclusive selection divided by the number of triggered events in a given bunch crossing. This can be expressed as [21]

$$\varepsilon_{\text{excl}}(\mathcal{L}_{\text{bunch}}) = \frac{N_{\text{zero-bias}}^{\text{excl}}(\mathcal{L}_{\text{bunch}})}{N_{\text{zero-bias}}(\mathcal{L}_{\text{bunch}})} \approx e^{-\bar{n}},$$

where \bar{n} is the average number of inelastic interactions per bunch crossing for a given bunch luminosity $\mathcal{L}_{\text{bunch}}$, and $N_{\text{zero-bias}}^{\text{excl}}$ is the number of the triggered events with no extra towers. The resulting average exclusivity efficiency of the data in this measurement is 0.40, with an uncertainty given in Section 4.5

4.5 Systematic uncertainties

The systematic uncertainties in the cross section are listed in Table 3 and are determined as follows.

- **Track reconstruction:** The systematic uncertainty in the tracking efficiency for pions is based on the method used in Ref. [28], where the ratio of four-body ($D^0 \rightarrow K^- \pi^+ \pi^- \pi^+$) to two-body ($D^0 \rightarrow K^- \pi^+$) neutral charm meson decays is compared in data and simulation for pion p_T above 0.3 GeV/c. The uncertainty in detector simulation of the single-pion track-finding efficiency is found to be 3.9%. For the exclusive $\pi^+ \pi^-$ final state this yields a total uncertainty of 7.8%.
- **Background estimation:** The background estimation is evaluated by varying the fit range of the background control region from the default of $2 \leq N_{\text{extra}} \leq 10$. The lower value was changed to 3 and the upper value changed to 15 and 20. The largest difference of 3.4% is taken as the systematic uncertainty. When added in quadrature to the statistical uncertainty of 1.6%, the total uncertainty is 3.8%.
- **Calorimeter energy scale:** The uncertainty in the cross-section measurement due to the effect of the calorimeter exclusivity requirements depends on the thresholds in the calorimeter energy and their associated uncertainties. Changing the energy scale of the HF calorimeter towers by 5% [21] results in a 2.0% change in the exclusive $\pi^+ \pi^-$ yield. The same method is applied to the barrel and endcap regions of the ECAL and HCAL, resulting in differences of 3.9%.
- **Model dependence and unfolding:** The model dependence of the unfolding procedure is studied by comparing the results obtained with the PYTHIA 8 MBR and 4C models. The resulting change in the integrated cross section after background subtraction is 10.3%, which is taken as an estimate of its associated systematic uncertainty.
- **Exclusivity efficiency:** The systematic uncertainty is evaluated by changing the noise thresholds used in the exclusivity selection criteria by $\pm 5\%$, and it is found to be 12.5%.
- **Integrated luminosity:** The integrated luminosity uncertainty for the 2010 data is 4% [29].

The total systematic uncertainty is obtained by adding the individual contributions in quadrature.

For the differential cross sections, the systematic uncertainties in Table 3 are assumed to be correlated among the bins, with the exception of the unfolding uncertainty, which is treated as

Table 3: Summary of systematic uncertainties in the exclusive dipion cross sections (for a single-pion phase space defined by $p_T > 0.2 \text{ GeV}/c$ and $|y| < 2$).

Source	Uncertainty (%)
Tracking efficiency (pion pair)	7.8
Background	3.8
HF energy scale	2.0
Barrel, endcap energy scale	3.9
Unfolding	10.3
Exclusivity efficiency	12.5
Integrated luminosity	4.0
Total uncertainty excluding luminosity	18.9

uncorrelated between bins.

5 Total and differential cross sections

The $pp \rightarrow p(p^*) + (\pi^+\pi^-) + p(p^*)$ cross section is obtained from the number of OS events passing the aforementioned selection criteria, requiring $N_{\text{extra}} \leq 1$ for the total cross section and $N_{\text{extra}} = 0$ for the differential cross section shapes. The results are corrected for pileup, noise, and background. The results are for charged particles, assuming the pion mass, and without subtracting the non- $\pi^+\pi^-$ backgrounds, estimated to be $\lesssim 10\%$.

The total cross section obtained after all corrections, for the single-pion kinematic region $p_T > 0.2 \text{ GeV}/c$ and $|y| < 2$, is

$$\sigma_{\pi^+\pi^-} = 26.5 \pm 0.3 (\text{stat}) \pm 5.0 (\text{syst}) \pm 1.1 (\text{lumi}) \mu\text{b}.$$

This is 50% larger than the cross section predicted by the PYTHIA 8 and DIME models, as shown by the fiducial cross section results in Table 2. Adding the contribution from the STARlight calculation of exclusive ρ -meson photoproduction to the PYTHIA 8 or DIME results, which only include DPE production, reduces the discrepancy to about 35%. It should be noted that the Monte Carlo predictions used here do not include the effect of low-mass proton dissociation, nor the production of specific resonances decaying into a pion pair, which would increase the visible cross section.

5.1 Differential cross sections

Figures 5 and 6 show the fully corrected differential exclusive $\pi^+\pi^-$ cross sections after background subtraction as a function of the pion pair invariant mass $M(\pi\pi)$ and other kinematic variables. In each figure, the results are given on a linear (left) and logarithmic (right) scale. The error bars on the data points show the statistical uncertainty, while the systematic uncertainties are shown by the shaded band. Both figures also show the hadron-level predictions obtained from the Monte Carlo generators described in Section 3, where the requirement of two oppositely charged pions with $p_T > 0.2 \text{ GeV}/c$ and $|y| < 2$ has been applied. The DIME results are displayed on top of the STARlight results as a way to include contributions from both DPE and exclusive ρ -meson photoproduction. The PYTHIA 8 MBR predictions are not combined with any other results. The PYTHIA 8 4C predictions are found to be similar to the PYTHIA 8 MBR results and are therefore not shown. Two DIME histograms are displayed, corresponding to exponential and Orear form-factors.

The invariant mass distribution, shown in Fig. 5, rises from threshold at $\approx 0.3 \text{ GeV}/c^2$ and reaches a local maximum at around $0.8 \text{ GeV}/c^2$, consistent with a possible excess of $\rho(770)$ mesons produced in γp photoproduction. While the sum of DIME and STARlight in this mass region is below the experimental data, the sum of PYTHIA 8 MBR and STARlight predictions would be in agreement with the measurement. A decrease is seen above $1 \text{ GeV}/c^2$, followed by a local peak at around $1.3 \text{ GeV}/c^2$. Excesses above the DIME and PYTHIA 8 predictions are observed near $1 \text{ GeV}/c^2$ and $1.3 \text{ GeV}/c^2$, the latter of which is consistent with the $f_2(1270)$, as seen in previous measurements [6, 8, 10, 30], and at around $1.65 \text{ GeV}/c^2$. The local maximum at $1 \text{ GeV}/c^2$, followed by a drop, is interpreted as the result of interference between the $f_0(980)$ and the two-pion continuum.

Figure 6 shows the differential cross sections as a function of the pion-pair transverse momentum $d\sigma/dp_T(\pi\pi)$ (top), rapidity $d\sigma/dy(\pi\pi)$ (middle), and the single-pion transverse momentum $d\sigma/dp_T(\pi)$ (bottom). For low values of pair transverse momentum, the predictions are compatible with the data. For $p_T > 0.5 \text{ GeV}/c$, the data are higher than the predictions, as expected given that the Monte Carlo models do not contain proton-dissociation contributions, which lead to central particle production with a larger p_T tail. The single-pion transverse momentum distribution is quite well described by the theoretical predictions, apart from the normalization. Recent DPE phenomenological developments, including both the production of the two-pion continuum and resonances [30], indicate that the data-model agreement can be improved by tuning the pomeron-pomeron- f_2 coupling.

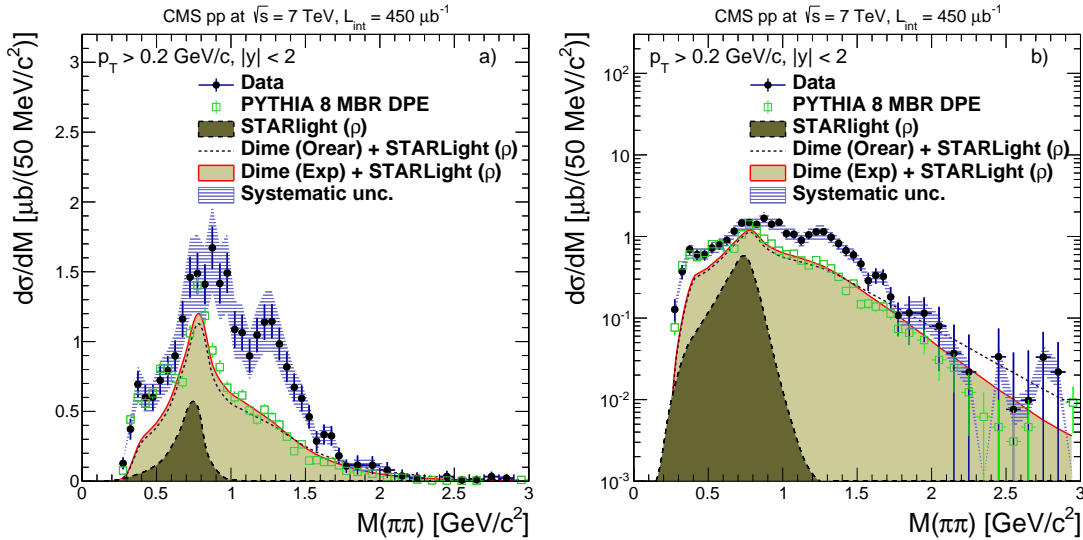


Figure 5: Differential cross sections for $pp \rightarrow p(p^*) + (\pi^+\pi^-) + p(p^*)$ as a function of the pion pair invariant mass, compared to the predictions from DIME (solid and dashed curves), added to ρ photoproduction from STARlight (long dashed curve). The results are also compared to PYTHIA 8 MBR (open squares). The shaded band shows the overall systematic uncertainty, and the vertical error bars indicate the statistical uncertainty. The results are plotted on (a) linear and (b) logarithmic scales.

6 Summary

Cross sections for pion pair production in the reaction $pp \rightarrow p(p^*) + \pi^+\pi^- + p(p^*)$, where the undetected protons stay intact (exclusive production) or dissociate into low-mass states (semi-exclusive production), have been measured in proton-proton collisions at $\sqrt{s} = 7 \text{ TeV}$ with the

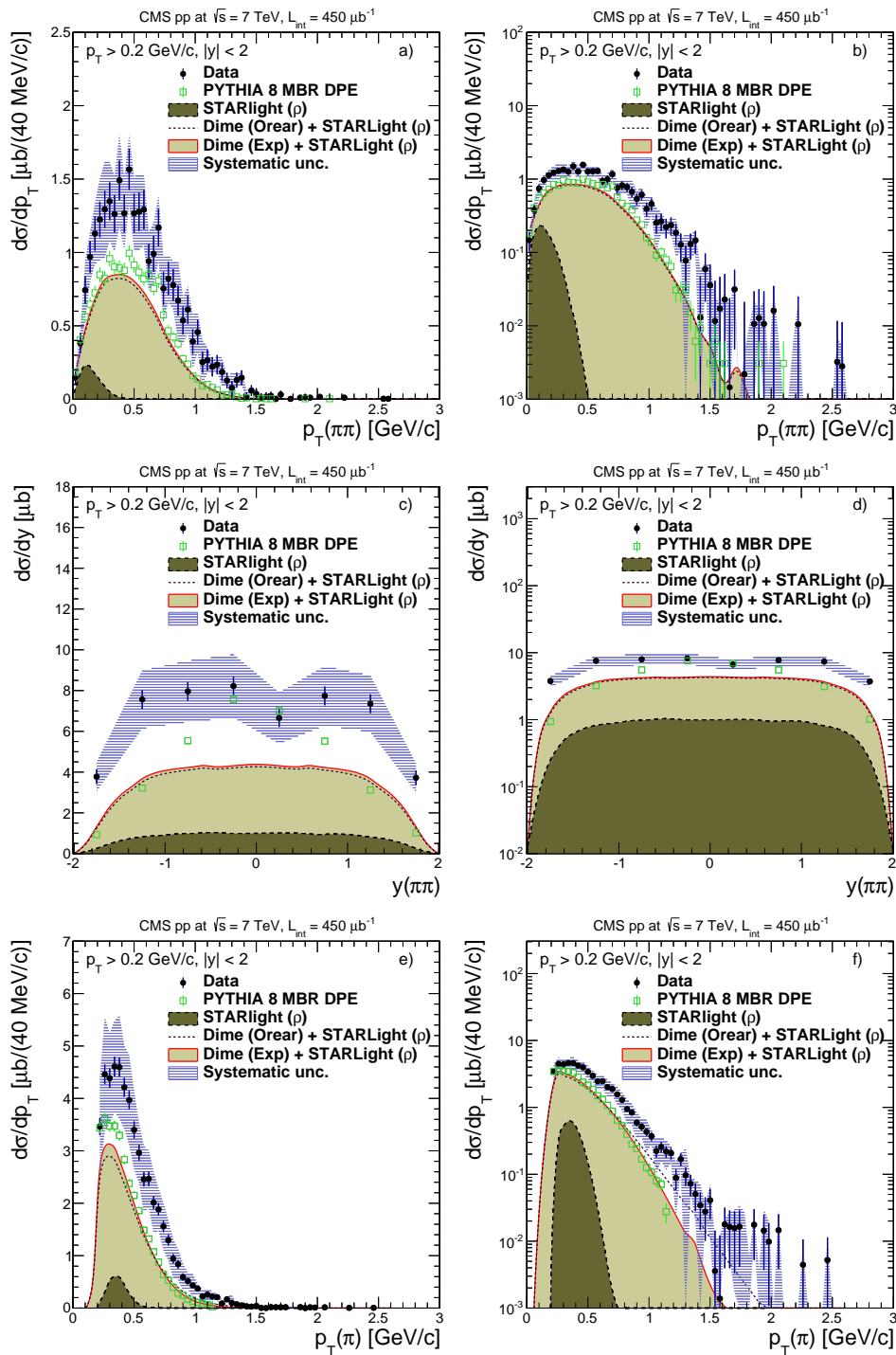


Figure 6: Differential cross sections for $pp \rightarrow p(p^*) + \pi^+\pi^- + p(p^*)$, compared to the predictions of DPE production from DIME (solid and dashed curves), added to ρ photoproduction from STARlight (long dashed curve), and of PYTHIA 8 MBR (open squares). Shown are the pion pair p_T (a, b) and rapidity (c, d), and single-pion p_T (e, f). The data are also compared to the PYTHIA 8 MBR (open squares). The shaded band shows the overall systematic uncertainty, and the error bar indicates the statistical uncertainties. The results are plotted on a linear (left) and a logarithmic (right) scale.

CMS detector using data corresponding to an integrated luminosity of $450 \mu\text{b}^{-1}$. By selecting events with exactly two oppositely-charged central particles, the multiplicity distribution of additional calorimeter towers N_{extra} shows an excess for 0 or 1 towers relative to a negative binomial distribution that reproduces the inclusive dipion production with $N_{\text{extra}} > 1$. This excess is attributed to exclusive and semi-exclusive production of $\pi^+\pi^-$. The results are compared to phenomenological predictions for (semi)exclusive dipion cross sections from double pomeron exchange (as modeled in PYTHIA 8 and DIME) and from $\rho(770)$ -meson photoproduction (as modeled in STARlight).

The exclusive and semi-exclusive dipion cross section, for individual pions with $p_T > 0.2 \text{ GeV}/c$ and $|y| < 2$ and no additional particles produced within $|\eta| < 4.9$, is $26.5 \pm 0.3 \text{ (stat)} \pm 5.0 \text{ (syst)} \pm 1.1 \text{ (lumi)} \mu\text{b}$, which is 50% larger than that predicted by the PYTHIA 8 (MBR and 4C tune) and DIME models. Such a result is expected as none of the models include the contributions from low-mass proton dissociation, nor the production of specific dipion resonances, which would increase the visible cross section. The $\pi^+\pi^-$ differential cross sections as a function of the pion pair invariant mass, p_T , and y have also been compared to model predictions. The measured p_T ($\pi\pi$) distribution shows a larger average p_T and a higher tail above $p_T > 0.5 \text{ GeV}/c$ than predicted by the models, suggesting the presence in the data of a significant contribution from semi-exclusive $\pi^+\pi^-$ production with proton dissociation. The invariant mass spectrum for dipions shows various resonant peaks (including a possible contribution from $\rho(770)$ mesons produced in γp photoproduction processes) and dips, similar to those observed in lower-energy $p\bar{p}$ and pp collisions.

This is the first measurement at the LHC of exclusive and semi-exclusive production of pion pairs from the nonresonant continuum, and from possible decays of various low-mass meson resonances. The understanding of the data requires the improvement of phenomenological double pomeron exchange models to consistently include continuum and resonant processes, and their interference, as well as similar contributions with proton dissociation.

Acknowledgments

We congratulate our colleagues in the CERN accelerator departments for the excellent performance of the LHC and thank the technical and administrative staffs at CERN and at other CMS institutes for their contributions to the success of the CMS effort. In addition, we gratefully acknowledge the computing centers and personnel of the Worldwide LHC Computing Grid for delivering so effectively the computing infrastructure essential to our analyses. Finally, we acknowledge the enduring support for the construction and operation of the LHC and the CMS detector provided by the following funding agencies: BMWFW and FWF (Austria); FNRS and FWO (Belgium); CNPq, CAPES, FAPERJ, and FAPESP (Brazil); MES (Bulgaria); CERN; CAS, MoST, and NSFC (China); COLCIENCIAS (Colombia); MSES and CSF (Croatia); RPF (Cyprus); SENESCYT (Ecuador); MoER, ERC IUT, and ERDF (Estonia); Academy of Finland, MEC, and HIP (Finland); CEA and CNRS/IN2P3 (France); BMBF, DFG, and HGF (Germany); GSRT (Greece); OTKA and NIH (Hungary); DAE and DST (India); IPM (Iran); SFI (Ireland); INFN (Italy); MSIP and NRF (Republic of Korea); LAS (Lithuania); MOE and UM (Malaysia); BUAP, CINVESTAV, CONACYT, LNS, SEP, and UASLP-FAI (Mexico); MBIE (New Zealand); PAEC (Pakistan); MSHE and NSC (Poland); FCT (Portugal); JINR (Dubna); MON, RosAtom, RAS, RFBR and RAEP (Russia); MESTD (Serbia); SEIDI, CPAN, PCTI and FEDER (Spain); Swiss Funding Agencies (Switzerland); MST (Taipei); ThEPCenter, IPST, STAR, and NSTDA (Thailand); TUBITAK and TAEK (Turkey); NASU and SFFR (Ukraine); STFC (United Kingdom); DOE and NSF (USA).

Individuals have received support from the Marie-Curie program and the European Research Council and Horizon 2020 Grant, contract No. 675440 (European Union); the Leventis Foundation; the A. P. Sloan Foundation; the Alexander von Humboldt Foundation; the Belgian Federal Science Policy Office; the Fonds pour la Formation à la Recherche dans l'Industrie et dans l'Agriculture (FRRIA-Belgium); the Agentschap voor Innovatie door Wetenschap en Technologie (IWT-Belgium); the Ministry of Education, Youth and Sports (MEYS) of the Czech Republic; the Council of Science and Industrial Research, India; the HOMING PLUS program of the Foundation for Polish Science, cofinanced from European Union, Regional Development Fund, the Mobility Plus program of the Ministry of Science and Higher Education, the National Science Center (Poland), contracts Harmonia 2014/14/M/ST2/00428, Opus 2014/13/B/ST2/02543, 2014/15/B/ST2/03998, and 2015/19/B/ST2/02861, Sonata-bis 2012/07/E/ST2/01406; the National Priorities Research Program by Qatar National Research Fund; the Programa Clarín-COFUND del Principado de Asturias; the Thalys and Aristeia programs cofinanced by EU-ESF and the Greek NSRF; the Rachadapisek Sompot Fund for Postdoctoral Fellowship, Chulalongkorn University and the Chulalongkorn Academic into Its 2nd Century Project Advancement Project (Thailand); and the Welch Foundation, contract C-1845.

References

- [1] M. G. Albrow, T. D. Coughlin, and J. R. Forshaw, "Central exclusive particle production at high energy hadron colliders", *Prog. Part. Nucl. Phys.* **65** (2010) 149, doi:10.1016/j.pnpnp.2010.06.001, arXiv:1006.1289.
- [2] M. Albrow, "Central exclusive production issue: Introduction", *Int. J. Mod. Phys. A* **29** (2014) 1402006, and references therein, doi:10.1142/S0217751X14020060.
- [3] D. d'Enterria, M. Klasen, and K. Piotrkowski, eds., "Proceedings of the International Workshop on High-Energy Photon Collisions at the LHC, PHOTON-LHC-2008". (2008). *Nucl. Phys. B Proc. Suppl.*, 179–180 (2008). doi:10.1016/S0920-5632(08)00090-X.
- [4] V. A. Khoze, A. D. Martin, and M. G. Ryskin, "Prospects for new physics observations in diffractive processes at the LHC and Tevatron", *Eur. Phys. J. C* **23** (2002) 311, doi:10.1007/s100520100884, arXiv:hep-ph/0111078.
- [5] R. Waldi, K. R. Schubert, and K. Winter, "Search for glue balls in a pomeron pomeron scattering experiment", *Z. Phys. C* **18** (1983) 301, doi:10.1007/BF01573730.
- [6] Axial Field Spectrometer Collaboration, "A search for glueballs and a study of double pomeron exchange at the CERN intersecting storage rings", *Nucl. Phys. B* **264** (1986) 154, doi:10.1016/0550-3213(86)90477-3.
- [7] ABCDHW Collaboration, "The reaction Pomeron-Pomeron $\rightarrow \pi^+\pi^-$ and an unusual production mechanism for the $f_2(1270)$ ", *Z. Phys. C* **48** (1990) 569, doi:10.1007/BF01614690.
- [8] CDF Collaboration, "Measurement of central exclusive $\pi^+\pi^-$ production in $p\bar{p}$ collisions at $\sqrt{s} = 0.9$ and 1.96 TeV at CDF", *Phys. Rev. D* **91** (2015) 091101, doi:10.1103/PhysRevD.91.091101, arXiv:1502.01391.
- [9] L. A. Harland-Lang, V. A. Khoze, and M. G. Ryskin, "Modelling exclusive meson pair production at hadron colliders", *Eur. Phys. J. C* **74** (2014), no. 4, 2848, doi:10.1140/epjc/s10052-014-2848-9.

- [10] G. Gutierrez and M. A. Reyes, “Fixed target experiments at the Fermilab Tevatron”, *Int. J. Mod. Phys. A* **29** (2014) 1446008, doi:10.1142/S0217751X14460087.
- [11] CMS Collaboration, “The CMS experiment at the CERN LHC”, *JINST* **3** (2008) S08004, doi:10.1088/1748-0221/3/08/S08004.
- [12] CMS Collaboration, “Description and performance of track and primary-vertex reconstruction with the CMS tracker”, *JINST* **9** (2014) P10009, doi:10.1088/1748-0221/9/10/P10009, arXiv:1405.6569.
- [13] T. Sjöstrand, S. Mrenna, and P. Skands, “A brief introduction to PYTHIA 8.1”, *Comp. Phys. Comm.* **178** (2008) 852, doi:10.1016/j.cpc.2008.01.036, arXiv:0710.3820.
- [14] R. Ciesielski and K. Goulios, “MBR Monte Carlo Simulation in PYTHIA8”, in *Proceedings, 36th International Conference on High Energy Physics (ICHEP2012)*, p. 301. Melbourne, Australia, July, 2012. arXiv:1205.1446. PoS(ICHEP2012)301.
- [15] R. Corke and T. Sjöstrand, “Interleaved parton showers and tuning prospects”, *JHEP* **03** (2011) 032, doi:10.1007/JHEP03(2011)032, arXiv:1011.1759.
- [16] S. R. Klein et al., “STARlight: A Monte Carlo simulation program for ultra-peripheral collisions of relativistic ions”, *Comput. Phys. Commun.* **212** (2017) 258, doi:10.1016/j.cpc.2016.10.016, arXiv:1607.03838.
- [17] L. A. Harland-Lang, V. A. Khoze, M. G. Ryskin, and W. J. Stirling, “The phenomenology of central exclusive production at hadron colliders”, *Eur. Phys. J. C* **72** (2012) 2110, doi:10.1140/epjc/s10052-012-2110-2, arXiv:1204.4803.
- [18] J. Orear, “Transverse momentum distribution of protons in p-p elastic scattering”, *Phys. Rev. Lett.* **12** (1964) 112, doi:10.1103/PhysRevLett.12.112.
- [19] GEANT4 Collaboration, “GEANT4—a simulation toolkit”, *Nucl. Instrum. Meth. A* **506** (2003) 250, doi:10.1016/S0168-9002(03)01368-8.
- [20] T. Aumeyr, “Beam phase and intensity monitoring for the Compact Muon Solenoid Experiment”, Master’s thesis, Vienna University of Technology, Vienna Austria, 2008.
- [21] CMS Collaboration, “Search for exclusive or semi-exclusive $\gamma\gamma$ production and observation of exclusive and semi-exclusive ee production in pp collisions at $\sqrt{s} = 7$ TeV”, *JHEP* **11** (2012) 080, doi:10.1007/JHEP11(2012)080.
- [22] CMS Collaboration, “CMS tracking performance results from early LHC operation”, *Eur. Phys. J. C* **70** (2010) 1165, doi:10.1140/epjc/s10052-010-1491-3.
- [23] CMS Collaboration, “Study of the inclusive production of charged pions, kaons, and protons in pp collisions at $\sqrt{s} = 0.9, 2.76,$ and 7 TeV”, *Eur. Phys. J. C* **72** (2012) 2164, doi:10.1140/epjc/s10052-012-2164-1, arXiv:1207.4724.
- [24] G. D’Agostini, “A multidimensional unfolding method based on Bayes’ theorem”, *Nucl. Instrum. Meth. A* **362** (1995) 487, doi:10.1016/0168-9002(95)00274-x.
- [25] T. Auye, “Unfolding algorithms and tests using RooUnfold”, *Proceedings, PHYSTAT 2011 Workshop on Statistical Issues Related to Discovery Claims in Search Experiments and Unfolding* (2011) 313, CERN, Geneva, doi:10.5170/CERN-2011-006.313, arXiv:1105.1160.

-
- [26] R. Engel and J. Ranft, "Hadronic photon-photon interactions at high energies", *Phys. Rev. D* **54** (1996) 4244, doi:10.1103/PhysRevD.54.4244, arXiv:hep-ph/9509373.
- [27] CDF Collaboration, "Observation of exclusive electron-positron production in hadron-hadron collisions", *Phys. Rev. Lett.* **98** (2007) 112001, doi:10.1103/PhysRevLett.98.112001, arXiv:hep-ex/0611040.
- [28] CMS Collaboration, "Measurement of tracking efficiency", CMS Physics Analysis Summary CMS-PAS-TRK-10-002, 2010.
- [29] CMS Collaboration, "Measurement of CMS luminosity", CMS Physics Analysis Summary CMS-PAS-EWK-10-004, 2010.
- [30] P. Lebiedowicz, O. Nachtmann, and A. Szczurek, "Central exclusive diffractive production of the $\pi^+\pi^-$ continuum, scalar, and tensor resonances in pp and $p\bar{p}$ scattering within the tensor pomeron approach", *Phys. Rev. D* **93** (2016) 054015, doi:10.1103/PhysRevD.93.054015, arXiv:1601.04537.

A The CMS Collaboration

Yerevan Physics Institute, Yerevan, Armenia

V. Khachatryan, A.M. Sirunyan, A. Tumasyan

Institut für Hochenergiephysik, Wien, Austria

W. Adam, E. Asilar, T. Bergauer, J. Brandstetter, E. Brondolin, M. Dragicevic, J. Erö, M. Flechl, M. Friedl, R. Frühwirth¹, V.M. Ghete, C. Hartl, N. Hörmann, J. Hrubec, M. Jeitler¹, A. König, I. Krätschmer, D. Liko, T. Matsushita, I. Mikulec, D. Rabadý, N. Rad, B. Rahbaran, H. Rohringer, J. Schieck¹, J. Strauss, W. Treberer-Treberspurg, W. Waltenberger, C.-E. Wulz¹

National Centre for Particle and High Energy Physics, Minsk, Belarus

V. Mossolov, N. Shumeiko, J. Suarez Gonzalez

Universiteit Antwerpen, Antwerpen, Belgium

S. Alderweireldt, E.A. De Wolf, X. Janssen, J. Lauwers, M. Van De Klundert, H. Van Haevermaet, P. Van Mechelen, N. Van Remortel, A. Van Spilbeeck

Vrije Universiteit Brussel, Brussel, Belgium

S. Abu Zeid, F. Blekman, J. D'Hondt, N. Daci, I. De Bruyn, K. Deroover, N. Heracleous, S. Lowette, S. Moortgat, L. Moreels, A. Olbrechts, Q. Python, S. Tavernier, W. Van Doninck, P. Van Mulders, I. Van Parijs

Université Libre de Bruxelles, Bruxelles, Belgium

H. Brun, C. Caillol, B. Clerbaux, G. De Lentdecker, H. Delannoy, G. Fasanella, L. Favart, R. Goldouzian, A. Grebenyuk, G. Karapostoli, T. Lenzi, A. Léonard, J. Luetic, T. Maerschalk, A. Marinov, A. Randle-conde, T. Seva, C. Vander Velde, P. Vanlaer, R. Yonamine, F. Zenoni, F. Zhang²

Ghent University, Ghent, Belgium

A. Cimmino, T. Cornelis, D. Dobur, A. Fagot, G. Garcia, M. Gul, D. Poyraz, S. Salva, R. Schöfbeck, M. Tytgat, W. Van Driessche, E. Yazgan, N. Zaganidis

Université Catholique de Louvain, Louvain-la-Neuve, Belgium

H. Bakhshiansohi, C. Beluffi³, O. Bondu, S. Brochet, G. Bruno, A. Caudron, L. Ceard, S. De Visscher, C. Delaere, M. Delcourt, L. Forthomme, B. Francois, A. Giammanco, A. Jafari, P. Jez, M. Komm, V. Lemaitre, A. Magitteri, A. Mertens, M. Musich, C. Nuttens, K. Piotrkowski, L. Quertenmont, M. Selvaggi, M. Vidal Marono, S. Wertz

Université de Mons, Mons, Belgium

N. Bely

Centro Brasileiro de Pesquisas Fisicas, Rio de Janeiro, Brazil

W.L. Aldá Júnior, F.L. Alves, G.A. Alves, L. Brito, C. Hensel, A. Moraes, M.E. Pol, P. Rebello Teles

Universidade do Estado do Rio de Janeiro, Rio de Janeiro, Brazil

E. Belchior Batista Das Chagas, W. Carvalho, J. Chinellato⁴, A. Custódio, E.M. Da Costa, G.G. Da Silveira, D. De Jesus Damiao, C. De Oliveira Martins, S. Fonseca De Souza, L.M. Huertas Guativa, H. Malbouisson, D. Matos Figueiredo, C. Mora Herrera, L. Mundim, H. Nogima, W.L. Prado Da Silva, A. Santoro, A. Sznajder, E.J. Tonelli Manganote⁴, A. Vilela Pereira

Universidade Estadual Paulista ^a, Universidade Federal do ABC ^b, São Paulo, Brazil

S. Ahuja^a, C.A. Bernardes^b, S. Dogra^a, T.R. Fernandez Perez Tomei^a, E.M. Gregores^b,

P.G. Mercadante^b, C.S. Moon^a, S.F. Novaes^a, Sandra S. Padula^a, D. Romero Abad^b, J.C. Ruiz Vargas

Institute for Nuclear Research and Nuclear Energy, Sofia, Bulgaria

A. Aleksandrov, R. Hadjiiska, P. Iaydjiev, M. Rodozov, S. Stoykova, G. Sultanov, M. Vutova

University of Sofia, Sofia, Bulgaria

A. Dimitrov, I. Glushkov, L. Litov, B. Pavlov, P. Petkov

Beihang University, Beijing, China

W. Fang⁵

Institute of High Energy Physics, Beijing, China

M. Ahmad, J.G. Bian, G.M. Chen, H.S. Chen, M. Chen, Y. Chen⁶, T. Cheng, C.H. Jiang, D. Leggat, Z. Liu, F. Romeo, S.M. Shaheen, A. Spiezia, J. Tao, C. Wang, Z. Wang, H. Zhang, J. Zhao

State Key Laboratory of Nuclear Physics and Technology, Peking University, Beijing, China

Y. Ban, G. Chen, Q. Li, S. Liu, Y. Mao, S.J. Qian, D. Wang, Z. Xu

Universidad de Los Andes, Bogota, Colombia

C. Avila, A. Cabrera, L.F. Chaparro Sierra, C. Florez, J.P. Gomez, C.F. González Hernández, J.D. Ruiz Alvarez, J.C. Sanabria

University of Split, Faculty of Electrical Engineering, Mechanical Engineering and Naval Architecture, Split, Croatia

N. Godinovic, D. Lelas, I. Puljak, P.M. Ribeiro Cipriano

University of Split, Faculty of Science, Split, Croatia

Z. Antunovic, M. Kovac

Institute Rudjer Boskovic, Zagreb, Croatia

V. Brigljevic, D. Ferencek, K. Kadija, S. Micanovic, L. Sudic

University of Cyprus, Nicosia, Cyprus

A. Attikis, G. Mavromanolakis, J. Mousa, C. Nicolaou, F. Ptochos, P.A. Razis, H. Rykaczewski

Charles University, Prague, Czech Republic

M. Finger⁷, M. Finger Jr.⁷

Universidad San Francisco de Quito, Quito, Ecuador

E. Carrera Jarrin

Academy of Scientific Research and Technology of the Arab Republic of Egypt, Egyptian Network of High Energy Physics, Cairo, Egypt

Y. Assran^{8,9}, T. Elkafrawy¹⁰, A. Ellithi Kamel¹¹, A. Mahrous¹²

National Institute of Chemical Physics and Biophysics, Tallinn, Estonia

B. Calpas, M. Kadastik, M. Murumaa, L. Perrini, M. Raidal, A. Tiko, C. Veelken

Department of Physics, University of Helsinki, Helsinki, Finland

P. Eerola, J. Pekkanen, M. Voutilainen

Helsinki Institute of Physics, Helsinki, Finland

J. Härkönen, V. Karimäki, R. Kinnunen, T. Lampén, K. Lassila-Perini, S. Lehti, T. Lindén, P. Luukka, T. Peltola, J. Tuominiemi, E. Tuovinen, L. Wendland

Lappeenranta University of Technology, Lappeenranta, Finland

J. Talvitie, T. Tuuva

IRFU, CEA, Université Paris-Saclay, Gif-sur-Yvette, France

M. Besancon, F. Couderc, M. Dejardin, D. Denegri, B. Fabbro, J.L. Faure, C. Favaro, F. Ferri, S. Ganjour, S. Ghosh, A. Givernaud, P. Gras, G. Hamel de Monchenault, P. Jarry, I. Kucher, E. Locci, M. Machet, J. Malcles, J. Rander, A. Rosowsky, M. Titov, A. Zghiche

Laboratoire Leprince-Ringuet, Ecole polytechnique, CNRS/IN2P3, Université Paris-Saclay, Palaiseau, France

A. Abdulsalam, I. Antropov, S. Baffioni, F. Beaudette, P. Busson, L. Cadamuro, E. Chapon, C. Charlot, O. Davignon, R. Granier de Cassagnac, M. Jo, S. Lisniak, P. Miné, I.N. Naranjo, M. Nguyen, C. Ochando, G. Ortona, P. Paganini, P. Pigard, S. Regnard, R. Salerno, Y. Sirois, T. Strebler, Y. Yilmaz, A. Zabi

Université de Strasbourg, CNRS, IPHC UMR 7178, F-67000 Strasbourg, FranceJ.-L. Agram¹³, J. Andrea, A. Aubin, D. Bloch, J.-M. Brom, M. Buttignol, E.C. Chabert, N. Chanon, C. Collard, E. Conte¹³, X. Coubez, J.-C. Fontaine¹³, D. Gelé, U. Goerlach, A.-C. Le Bihan, J.A. Merlin¹⁴, K. Skovpen, P. Van Hove**Centre de Calcul de l'Institut National de Physique Nucleaire et de Physique des Particules, CNRS/IN2P3, Villeurbanne, France**

S. Gadrat

Université de Lyon, Université Claude Bernard Lyon 1, CNRS-IN2P3, Institut de Physique Nucléaire de Lyon, Villeurbanne, FranceS. Beauceron, C. Bernet, G. Boudoul, E. Bouvier, C.A. Carrillo Montoya, R. Chierici, D. Contardo, B. Courbon, P. Depasse, H. El Mamouni, J. Fan, J. Fay, S. Gascon, M. Gouzevitch, G. Grenier, B. Ille, F. Lagarde, I.B. Laktineh, M. Lethuillier, L. Mirabito, A.L. Pequegnot, S. Perries, A. Popov¹⁵, D. Sabes, V. Sordini, M. Vander Donckt, P. Verdier, S. Viret**Georgian Technical University, Tbilisi, Georgia**T. Toriashvili¹⁶**Tbilisi State University, Tbilisi, Georgia**Z. Tsamalaidze⁷**RWTH Aachen University, I. Physikalisches Institut, Aachen, Germany**C. Autermann, S. Beranek, L. Feld, A. Heister, M.K. Kiesel, K. Klein, M. Lipinski, A. Ostapchuk, M. Preuten, F. Raupach, S. Schael, C. Schomakers, J.F. Schulte, J. Schulz, T. Verlage, H. Weber, V. Zhukov¹⁵**RWTH Aachen University, III. Physikalisches Institut A, Aachen, Germany**

M. Brodski, E. Dietz-Laursonn, D. Duchardt, M. Endres, M. Erdmann, S. Erdweg, T. Esch, R. Fischer, A. Güth, T. Hebbeker, C. Heidemann, K. Hoepfner, S. Knutzen, M. Merschmeyer, A. Meyer, P. Millet, S. Mukherjee, M. Olschewski, K. Padeken, P. Papacz, T. Pook, M. Radziej, H. Reithler, M. Rieger, F. Scheuch, L. Sonnenschein, D. Teyssier, S. Thüer

RWTH Aachen University, III. Physikalisches Institut B, Aachen, GermanyV. Cherepanov, G. Flügge, W. Haj Ahmad, F. Hoehle, B. Kargoll, T. Kress, A. Künsken, J. Lingemann, A. Nehr Korn, A. Nowack, I.M. Nugent, C. Pistone, O. Pooth, A. Stahl¹⁴**Deutsches Elektronen-Synchrotron, Hamburg, Germany**M. Aldaya Martin, C. Asawatangtrakuldee, K. Beernaert, O. Behnke, U. Behrens, A.A. Bin Anuar, K. Borras¹⁷, A. Campbell, P. Connor, C. Contreras-Campana, F. Costanza, C. Diez

Pardos, G. Dolinska, G. Eckerlin, D. Eckstein, E. Eren, E. Gallo¹⁸, J. Garay Garcia, A. Geiser, A. Gizhko, J.M. Grados Luyando, P. Gunnellini, A. Harb, J. Hauk, M. Hempel¹⁹, H. Jung, A. Kalogeropoulos, O. Karacheban¹⁹, M. Kasemann, J. Keaveney, J. Kieseler, C. Kleinwort, I. Korol, W. Lange, A. Lelek, J. Leonard, K. Lipka, A. Lobanov, W. Lohmann¹⁹, R. Mankel, I.-A. Melzer-Pellmann, A.B. Meyer, G. Mittag, J. Mnich, A. Mussgiller, E. Ntomari, D. Pitzl, R. Placakyte, A. Raspereza, B. Roland, M.Ö. Sahin, P. Saxena, T. Schoerner-Sadenius, C. Seitz, S. Spannagel, N. Stefaniuk, K.D. Trippkewitz, G.P. Van Onsem, R. Walsh, C. Wissing

University of Hamburg, Hamburg, Germany

V. Blobel, M. Centis Vignali, A.R. Draeger, T. Dreyer, E. Garutti, K. Goebel, D. Gonzalez, J. Haller, M. Hoffmann, A. Junkes, R. Klanner, R. Kogler, N. Kovalchuk, T. Lapsien, T. Lenz, I. Marchesini, D. Marconi, M. Meyer, M. Niedziela, D. Nowatschin, J. Ott, F. Pantaleo¹⁴, T. Peiffer, A. Perieanu, J. Poehlsen, C. Sander, C. Scharf, P. Schleper, A. Schmidt, S. Schumann, J. Schwandt, H. Stadie, G. Steinbrück, F.M. Stober, M. Stöver, H. Tholen, D. Troendle, E. Usai, L. Vanelderen, A. Vanhoefer, B. Vormwald

Institut für Experimentelle Kernphysik, Karlsruhe, Germany

C. Barth, C. Baus, J. Berger, E. Butz, T. Chwalek, F. Colombo, W. De Boer, A. Dierlamm, S. Fink, R. Friese, M. Giffels, A. Gilbert, D. Haitz, F. Hartmann¹⁴, S.M. Heindl, U. Husemann, I. Katkov¹⁵, P. Lobelle Pardo, B. Maier, H. Mildner, M.U. Mozer, T. Müller, Th. Müller, M. Plagge, G. Quast, K. Rabbertz, S. Röcker, F. Roscher, M. Schröder, G. Sieber, H.J. Simonis, R. Ulrich, J. Wagner-Kuhr, S. Wayand, M. Weber, T. Weiler, S. Williamson, C. Wöhrmann, R. Wolf

Institute of Nuclear and Particle Physics (INPP), NCSR Demokritos, Aghia Paraskevi, Greece

G. Anagnostou, G. Daskalakis, T. Gerasis, V.A. Giakoumopoulou, A. Kyriakis, D. Loukas, I. Topsis-Giotis

National and Kapodistrian University of Athens, Athens, Greece

A. Agapitos, S. Kesisoglou, A. Panagiotou, N. Saoulidou, E. Tziaferi

University of Ioánnina, Ioánnina, Greece

I. Evangelou, G. Flouris, C. Foudas, P. Kokkas, N. Loukas, N. Manthos, I. Papadopoulos, E. Paradis

MTA-ELTE Lendület CMS Particle and Nuclear Physics Group, Eötvös Loránd University, Budapest, Hungary

N. Filipovic

Wigner Research Centre for Physics, Budapest, Hungary

G. Bencze, C. Hajdu, P. Hidas, D. Horvath²⁰, F. Sikler, V. Veszpremi, G. Vesztergombi²¹, A.J. Zsigmond

Institute of Nuclear Research ATOMKI, Debrecen, Hungary

N. Beni, S. Czellar, J. Karancsi²², A. Makovec, J. Molnar, Z. Szillasi

Institute of Physics, University of Debrecen, Debrecen, Hungary

M. Bartók²¹, P. Raics, Z.L. Trocsanyi, B. Ujvari

National Institute of Science Education and Research, Bhubaneswar, India

S. Bahinipati, S. Choudhury²³, P. Mal, K. Mandal, A. Nayak²⁴, D.K. Sahoo, N. Sahoo, S.K. Swain

Panjab University, Chandigarh, India

S. Bansal, S.B. Beri, V. Bhatnagar, U. Bhawandeep, R. Chawla, A.K. Kalsi, A. Kaur, M. Kaur, R. Kumar, A. Mehta, M. Mittal, J.B. Singh, G. Walia

University of Delhi, Delhi, India

Ashok Kumar, A. Bhardwaj, B.C. Choudhary, R.B. Garg, S. Keshri, A. Kumar, S. Malhotra, M. Naimuddin, N. Nishu, K. Ranjan, R. Sharma, V. Sharma

Saha Institute of Nuclear Physics, HBNI, Kolkata, India

R. Bhattacharya, S. Bhattacharya, K. Chatterjee, S. Dey, S. Dutt, S. Dutta, S. Ghosh, N. Majumdar, A. Modak, K. Mondal, S. Mukhopadhyay, S. Nandan, A. Purohit, A. Roy, D. Roy, S. Roy Chowdhury, S. Sarkar, M. Sharan, S. Thakur

Indian Institute of Technology Madras, Madras, India

P.K. Behera

Bhabha Atomic Research Centre, Mumbai, India

R. Chudasama, D. Dutta, V. Jha, V. Kumar, A.K. Mohanty¹⁴, P.K. Netrakanti, L.M. Pant, P. Shukla, A. Topkar

Tata Institute of Fundamental Research-A, Mumbai, India

T. Aziz, S. Dugad, G. Kole, B. Mahakud, S. Mitra, G.B. Mohanty, N. Sur, B. Sutar

Tata Institute of Fundamental Research-B, Mumbai, India

S. Banerjee, S. Bhowmik²⁵, R.K. Dewanjee, S. Ganguly, M. Guchait, Sa. Jain, S. Kumar, M. Maity²⁵, G. Majumder, K. Mazumdar, B. Parida, T. Sarkar²⁵, N. Wickramage²⁶

Indian Institute of Science Education and Research (IISER), Pune, India

S. Chauhan, S. Dube, V. Hegde, A. Kapoor, K. Kothekar, A. Rane, S. Sharma

Institute for Research in Fundamental Sciences (IPM), Tehran, Iran

H. Behnamian, S. Chenarani²⁷, E. Eskandari Tadavani, S.M. Etesami²⁷, A. Fahim²⁸, M. Khakzad, M. Mohammadi Najafabadi, M. Naseri, S. Paktinat Mehdiabadi, F. Rezaei Hosseinabadi, B. Safarzadeh²⁹, M. Zeinali

University College Dublin, Dublin, Ireland

M. Felcini, M. Grunewald

INFN Sezione di Bari ^a, Università di Bari ^b, Politecnico di Bari ^c, Bari, Italy

M. Abbrescia^{a,b}, C. Calabria^{a,b}, C. Caputo^{a,b}, A. Colaleo^a, D. Creanza^{a,c}, L. Cristella^{a,b}, N. De Filippis^{a,c}, M. De Palma^{a,b}, L. Fiore^a, G. Iaselli^{a,c}, G. Maggi^{a,c}, M. Maggi^a, G. Miniello^{a,b}, S. My^{a,b}, S. Nuzzo^{a,b}, A. Pompili^{a,b}, G. Pugliese^{a,c}, R. Radogna^{a,b}, A. Ranieri^a, G. Selvaggi^{a,b}, L. Silvestris^{a,14}, R. Venditti^{a,b}, P. Verwilligen^a

INFN Sezione di Bologna ^a, Università di Bologna ^b, Bologna, Italy

G. Abbiendi^a, C. Battilana, D. Bonacorsi^{a,b}, S. Braibant-Giacomelli^{a,b}, L. Brigliadori^{a,b}, R. Campanini^{a,b}, P. Capiluppi^{a,b}, A. Castro^{a,b}, F.R. Cavallo^a, S.S. Chhibra^{a,b}, G. Codispoti^{a,b}, M. Cuffiani^{a,b}, G.M. Dallavalle^a, F. Fabbri^a, A. Fanfani^{a,b}, D. Fasanella^{a,b}, P. Giacomelli^a, C. Grandi^a, L. Guiducci^{a,b}, S. Marcellini^a, G. Masetti^a, A. Montanari^a, F.L. Navarria^{a,b}, A. Perrotta^a, A.M. Rossi^{a,b}, T. Rovelli^{a,b}, G.P. Siroli^{a,b}, N. Tosi^{a,b,14}

INFN Sezione di Catania ^a, Università di Catania ^b, Catania, Italy

S. Albergo^{a,b}, M. Chiorboli^{a,b}, S. Costa^{a,b}, A. Di Mattia^a, F. Giordano^{a,b}, R. Potenza^{a,b}, A. Tricomi^{a,b}, C. Tuve^{a,b}

INFN Sezione di Firenze ^a, Università di Firenze ^b, Firenze, Italy

G. Barbagli^a, V. Ciulli^{a,b}, C. Civinini^a, R. D'Alessandro^{a,b}, E. Focardi^{a,b}, V. Gori^{a,b}, P. Lenzi^{a,b}, M. Meschini^a, S. Paoletti^a, G. Sguazzoni^a, L. Viliani^{a,b,14}

INFN Laboratori Nazionali di Frascati, Frascati, Italy

L. Benussi, S. Bianco, F. Fabbri, D. Piccolo, F. Primavera¹⁴

INFN Sezione di Genova ^a, Università di Genova ^b, Genova, Italy

V. Calvelli^{a,b}, F. Ferro^a, M. Lo Vetere^{a,b}, M.R. Monge^{a,b}, E. Robutti^a, S. Tosi^{a,b}

INFN Sezione di Milano-Bicocca ^a, Università di Milano-Bicocca ^b, Milano, Italy

L. Brianza, M.E. Dinardo^{a,b}, S. Fiorendi^{a,b}, S. Gennai^a, A. Ghezzi^{a,b}, P. Govoni^{a,b}, S. Malvezzi^a, R.A. Manzoni^{a,b,14}, B. Marzocchi^{a,b}, D. Menasce^a, L. Moroni^a, M. Paganoni^{a,b}, D. Pedrini^a, S. Pigazzini, S. Ragazzi^{a,b}, T. Tabarelli de Fatis^{a,b}

INFN Sezione di Napoli ^a, Università di Napoli 'Federico II' ^b, Napoli, Italy, Università della Basilicata ^c, Potenza, Italy, Università G. Marconi ^d, Roma, Italy

S. Buontempo^a, N. Cavallo^{a,c}, G. De Nardo, S. Di Guida^{a,d,14}, F. Fabozzi^{a,c}, A.O.M. Iorio^{a,b}, L. Lista^a, S. Meola^{a,d,14}, P. Paolucci^{a,14}, C. Sciacca^{a,b}, F. Thyssen

INFN Sezione di Padova ^a, Università di Padova ^b, Padova, Italy, Università di Trento ^c, Trento, Italy

P. Azzi^{a,14}, N. Bacchetta^a, L. Benato^{a,b}, D. Bisello^{a,b}, A. Boletti^{a,b}, R. Carlin^{a,b}, A. Carvalho Antunes De Oliveira^{a,b}, P. Checchia^a, M. Dall'Osso^{a,b}, P. De Castro Manzano^a, T. Dorigo^a, U. Dosselli^a, F. Gasparini^{a,b}, U. Gasparini^{a,b}, A. Gozzelino^a, S. Lacaprara^a, M. Margoni^{a,b}, A.T. Meneguzzo^{a,b}, J. Pazzini^{a,b,14}, N. Pozzobon^{a,b}, P. Ronchese^{a,b}, F. Simonetto^{a,b}, E. Torassa^a, M. Zanetti, P. Zotto^{a,b}, A. Zucchetta^{a,b}, G. Zumerle^{a,b}

INFN Sezione di Pavia ^a, Università di Pavia ^b, Pavia, Italy

A. Braghieri^a, A. Magnani^{a,b}, P. Montagna^{a,b}, S.P. Ratti^{a,b}, V. Re^a, C. Riccardi^{a,b}, P. Salvini^a, I. Vai^{a,b}, P. Vitulo^{a,b}

INFN Sezione di Perugia ^a, Università di Perugia ^b, Perugia, Italy

L. Alunni Solestizi^{a,b}, G.M. Bilei^a, D. Ciangottini^{a,b}, L. Fanò^{a,b}, P. Lariccia^{a,b}, R. Leonardi^{a,b}, G. Mantovani^{a,b}, M. Menichelli^a, A. Saha^a, A. Santocchia^{a,b}

INFN Sezione di Pisa ^a, Università di Pisa ^b, Scuola Normale Superiore di Pisa ^c, Pisa, Italy

K. Androsov^{a,30}, P. Azzurri^{a,14}, G. Bagliesi^a, J. Bernardini^a, T. Boccali^a, R. Castaldi^a, M.A. Ciocci^{a,30}, R. Dell'Orso^a, S. Donato^{a,c}, G. Fedi, A. Giassi^a, M.T. Grippo^{a,30}, F. Ligabue^{a,c}, T. Lomtadze^a, L. Martini^{a,b}, A. Messineo^{a,b}, F. Palla^a, A. Rizzi^{a,b}, A. Savoy-Navarro^{a,31}, P. Spagnolo^a, R. Tenchini^a, G. Tonelli^{a,b}, A. Venturi^a, P.G. Verdini^a

INFN Sezione di Roma ^a, Sapienza Università di Roma ^b, Rome, Italy

L. Barone^{a,b}, F. Cavallari^a, M. Cipriani^{a,b}, G. D'imperio^{a,b,14}, D. Del Re^{a,b,14}, M. Diemoz^a, S. Gelli^{a,b}, C. Jorda^a, E. Longo^{a,b}, F. Margaroli^{a,b}, P. Meridiani^a, G. Organtini^{a,b}, R. Paramatti^a, F. Preiato^{a,b}, S. Rahatlou^{a,b}, C. Rovelli^a, F. Santanastasio^{a,b}

INFN Sezione di Torino ^a, Università di Torino ^b, Torino, Italy, Università del Piemonte Orientale ^c, Novara, Italy

N. Amapane^{a,b}, R. Arcidiacono^{a,c,14}, S. Argiro^{a,b}, M. Arneodo^{a,c}, N. Bartosik^a, R. Bellan^{a,b}, C. Biino^a, N. Cartiglia^a, M. Costa^{a,b}, R. Covarelli^{a,b}, A. Degano^{a,b}, G. Dellacasa^a, N. Demaria^a, L. Finco^{a,b}, B. Kiani^{a,b}, C. Mariotti^a, S. Maselli^a, E. Migliore^{a,b}, V. Monaco^{a,b}, E. Monteil^{a,b}, M.M. Obertino^{a,b}, L. Pacher^{a,b}, N. Pastrone^a, M. Pelliccioni^a, G.L. Pinna Angioni^{a,b}, F. Ravera^{a,b}

A. Romero^{a,b}, M. Ruspa^{a,c}, R. Sacchi^{a,b}, K. Shchelina^{a,b}, V. Sola^a, A. Solano^{a,b}, A. Staiano^a, P. Traczyk^{a,b}

INFN Sezione di Trieste ^a, Università di Trieste ^b, Trieste, Italy

S. Belforte^a, M. Casarsa^a, F. Cossutti^a, G. Della Ricca^{a,b}, C. La Licata^{a,b}, A. Schizzi^{a,b}, A. Zanetti^a

Kyungpook National University, Daegu, Korea

D.H. Kim, G.N. Kim, M.S. Kim, S. Lee, S.W. Lee, Y.D. Oh, S. Sekmen, D.C. Son, Y.C. Yang

Chonbuk National University, Jeonju, Korea

A. Lee

Hanyang University, Seoul, Korea

J.A. Brochero Cifuentes, T.J. Kim

Korea University, Seoul, Korea

S. Cho, S. Choi, Y. Go, D. Gyun, S. Ha, B. Hong, Y. Jo, Y. Kim, B. Lee, K. Lee, K.S. Lee, S. Lee, J. Lim, S.K. Park, Y. Roh

Seoul National University, Seoul, Korea

J. Almond, J. Kim, S.B. Oh, S.h. Seo, U.K. Yang, H.D. Yoo, G.B. Yu

University of Seoul, Seoul, Korea

M. Choi, H. Kim, H. Kim, J.H. Kim, J.S.H. Lee, I.C. Park, G. Ryu, M.S. Ryu

Sungkyunkwan University, Suwon, Korea

Y. Choi, J. Goh, C. Hwang, J. Lee, I. Yu

Vilnius University, Vilnius, Lithuania

V. Dudenas, A. Juodagalvis, J. Vaitkus

National Centre for Particle Physics, Universiti Malaya, Kuala Lumpur, Malaysia

I. Ahmed, Z.A. Ibrahim, J.R. Komaragiri, M.A.B. Md Ali³², F. Mohamad Idris³³, W.A.T. Wan Abdullah, M.N. Yusli, Z. Zolkapli

Centro de Investigacion y de Estudios Avanzados del IPN, Mexico City, Mexico

E. Casimiro Linares, H. Castilla-Valdez, E. De La Cruz-Burelo, I. Heredia-De La Cruz³⁴, A. Hernandez-Almada, R. Lopez-Fernandez, R. Magaña Villalba, J. Mejia Guisao, A. Sanchez-Hernandez

Universidad Iberoamericana, Mexico City, Mexico

S. Carrillo Moreno, C. Oropeza Barrera, F. Vazquez Valencia

Benemerita Universidad Autonoma de Puebla, Puebla, Mexico

S. Carpinteyro, I. Pedraza, H.A. Salazar Ibarguen, C. Uribe Estrada

Universidad Autónoma de San Luis Potosí, San Luis Potosí, Mexico

A. Morelos Pineda

University of Auckland, Auckland, New Zealand

D. Krofcheck

University of Canterbury, Christchurch, New Zealand

P.H. Butler

National Centre for Physics, Quaid-I-Azam University, Islamabad, Pakistan

A. Ahmad, M. Ahmad, Q. Hassan, H.R. Hoorani, W.A. Khan, M.A. Shah, M. Shoaib, M. Waqas

National Centre for Nuclear Research, Swierk, Poland

H. Bialkowska, M. Bluj, B. Boimska, T. Frueboes, M. Górski, M. Kazana, K. Nawrocki, K. Romanowska-Rybinska, M. Szleper, P. Zalewski

Institute of Experimental Physics, Faculty of Physics, University of Warsaw, Warsaw, Poland

K. Bunkowski, A. Byszuk³⁵, K. Doroba, A. Kalinowski, M. Konecki, J. Krolikowski, M. Misiura, M. Olszewski, M. Walczak

Laboratório de Instrumentação e Física Experimental de Partículas, Lisboa, Portugal

P. Bargassa, C. Beirão Da Cruz E Silva, A. Di Francesco, P. Faccioli, P.G. Ferreira Parracho, M. Gallinaro, J. Hollar, N. Leonardo, L. Lloret Iglesias, M.V. Nemallapudi, J. Rodrigues Antunes, J. Seixas, O. Toldaiev, D. Vadrucchio, J. Varela, P. Vischia

Joint Institute for Nuclear Research, Dubna, Russia

S. Afanasiev, P. Bunin, I. Golutvin, I. Gorbunov, A. Kamenev, V. Karjavin, V. Korenkov, A. Lanev, A. Malakhov, V. Matveev^{36,37}, V.V. Mitsyn, P. Moisenz, V. Palichik, V. Perelygin, S. Shmatov, N. Skatchkov, V. Smirnov, E. Tikhonenko, A. Zarubin

Petersburg Nuclear Physics Institute, Gatchina (St. Petersburg), Russia

L. Chtchypounov, V. Golovtsov, Y. Ivanov, V. Kim³⁸, E. Kuznetsova³⁹, V. Murzin, V. Oreshkin, V. Sulimov, A. Vorobyev

Institute for Nuclear Research, Moscow, Russia

Yu. Andreev, A. Dermenev, S. Gninenko, N. Golubev, A. Karneyeu, M. Kirsanov, N. Krasnikov, A. Pashenkov, D. Tlisov, A. Toropin

Institute for Theoretical and Experimental Physics, Moscow, Russia

V. Epshteyn, V. Gavrilov, N. Lychkovskaya, V. Popov, I. Pozdnyakov, G. Safronov, A. Spiridonov, M. Toms, E. Vlasov, A. Zhokin

National Research Nuclear University 'Moscow Engineering Physics Institute' (MEPhI), Moscow, Russia

M. Chadeeva⁴⁰, M. Danilov⁴⁰, O. Markin

P.N. Lebedev Physical Institute, Moscow, Russia

V. Andreev, M. Azarkin³⁷, I. Dremin³⁷, M. Kirakosyan, A. Leonidov³⁷, S.V. Rusakov, A. Terkulov

Skobeltsyn Institute of Nuclear Physics, Lomonosov Moscow State University, Moscow, Russia

A. Baskakov, A. Belyaev, E. Boos, A. Ershov, A. Gribushin, L. Khein, V. Klyukhin, O. Kodolova, I. Lokhtin, O. Lukina, I. Miagkov, S. Obraztsov, S. Petrushanko, V. Savrin, A. Snigirev

State Research Center of Russian Federation, Institute for High Energy Physics, Protvino, Russia

I. Azhgirey, I. Bayshev, S. Bitioukov, D. Elumakhov, V. Kachanov, A. Kalinin, D. Konstantinov, V. Krychkin, V. Petrov, R. Ryutin, A. Sobol, S. Troshin, N. Tyurin, A. Uzunian, A. Volkov

University of Belgrade, Faculty of Physics and Vinca Institute of Nuclear Sciences, Belgrade, Serbia

P. Adzic⁴¹, P. Cirkovic, D. Devetak, J. Milosevic, V. Rekovic

Centro de Investigaciones Energéticas Medioambientales y Tecnológicas (CIEMAT), Madrid, Spain

J. Alcaraz Maestre, E. Calvo, M. Cerrada, M. Chamizo Llatas, N. Colino, B. De La Cruz,

A. Delgado Peris, A. Escalante Del Valle, C. Fernandez Bedoya, J.P. Fernández Ramos, J. Flix, M.C. Fouz, P. Garcia-Abia, O. Gonzalez Lopez, S. Goy Lopez, J.M. Hernandez, M.I. Josa, E. Navarro De Martino, A. Pérez-Calero Yzquierdo, J. Puerta Pelayo, A. Quintario Olmeda, I. Redondo, L. Romero, M.S. Soares

Universidad Autónoma de Madrid, Madrid, Spain

J.F. de Trocóniz, M. Missiroli, D. Moran

Universidad de Oviedo, Oviedo, Spain

J. Cuevas, J. Fernandez Menendez, I. Gonzalez Caballero, J.R. González Fernández, E. Palencia Cortezon, S. Sanchez Cruz, I. Suárez Andrés, J.M. Vizán Garcia

Instituto de Física de Cantabria (IFCA), CSIC-Universidad de Cantabria, Santander, Spain

I.J. Cabrillo, A. Calderon, J.R. Castiñeiras De Saa, E. Curras, M. Fernandez, J. Garcia-Ferrero, G. Gomez, A. Lopez Virto, J. Marco, C. Martinez Rivero, F. Matorras, J. Piedra Gomez, T. Rodrigo, A. Ruiz-Jimeno, L. Scodellaro, N. Trevisani, I. Vila, R. Vilar Cortabitarte

CERN, European Organization for Nuclear Research, Geneva, Switzerland

D. Abbaneo, E. Auffray, G. Auzinger, M. Bachtis, P. Baillon, A.H. Ball, D. Barney, P. Bloch, A. Bocci, A. Bonato, C. Botta, T. Camporesi, R. Castello, M. Cepeda, G. Cerminara, M. D'Alfonso, D. d'Enterria, A. Dabrowski, V. Daponte, A. David, M. De Gruttola, F. De Guio, A. De Roeck, E. Di Marco⁴², M. Dobson, M. Dordevic, B. Dorney, T. du Pree, D. Duggan, M. Dünser, N. Dupont, A. Elliott-Peisert, S. Fartoukh, G. Franzoni, J. Fulcher, W. Funk, D. Gigi, K. Gill, M. Girone, F. Glege, D. Gulhan, S. Gundacker, M. Guthoff, J. Hammer, P. Harris, J. Hegeman, V. Innocente, P. Janot, H. Kirschenmann, V. Knünz, A. Kornmayer¹⁴, M.J. Kortelainen, K. Kousouris, M. Krammer¹, P. Lecoq, C. Lourenço, M.T. Lucchini, L. Malgeri, M. Mannelli, A. Martelli, F. Meijers, S. Mersi, E. Meschi, F. Moortgat, S. Morovic, M. Mulders, H. Neugebauer, S. Orfanelli⁴³, L. Orsini, L. Pape, E. Perez, M. Peruzzi, A. Petrilli, G. Petrucciani, A. Pfeiffer, M. Pierini, A. Racz, T. Reis, G. Rolandi⁴⁴, M. Rovere, M. Ruan, H. Sakulin, J.B. Sauvan, C. Schäfer, C. Schwick, M. Seidel, A. Sharma, P. Silva, M. Simon, P. Sphicas⁴⁵, J. Steggemann, M. Stoye, Y. Takahashi, M. Tosi, D. Treille, A. Triossi, A. Tsirou, V. Veckalns⁴⁶, G.I. Veres²¹, N. Wardle, H.K. Wöhri, A. Zagozdinska³⁵, W.D. Zeuner

Paul Scherrer Institut, Villigen, Switzerland

W. Bertl, K. Deiters, W. Erdmann, R. Horisberger, Q. Ingram, H.C. Kaestli, D. Kotlinski, U. Langenegger, T. Rohe

Institute for Particle Physics, ETH Zurich, Zurich, Switzerland

F. Bachmair, L. Bäni, L. Bianchini, B. Casal, G. Dissertori, M. Dittmar, M. Donegà, P. Eller, C. Grab, C. Heidegger, D. Hits, J. Hoss, G. Kasieczka, P. Lecomte[†], W. Lustermann, B. Mangano, M. Marionneau, P. Martinez Ruiz del Arbol, M. Masciovecchio, M.T. Meinhard, D. Meister, F. Micheli, P. Musella, F. Nessi-Tedaldi, F. Pandolfi, J. Pata, F. Pauss, G. Perrin, L. Perrozzi, M. Quittnat, M. Rossini, M. Schönenberger, A. Starodumov⁴⁷, V.R. Tavolaro, K. Theofilatos, R. Wallny

Universität Zürich, Zurich, Switzerland

T.K. Aarrestad, C. Amsler⁴⁸, L. Caminada, M.F. Canelli, V. Chiochia, A. De Cosa, C. Galloni, A. Hinzmann, T. Hreus, B. Kilminster, C. Lange, J. Ngadiuba, D. Pinna, G. Rauco, P. Robmann, D. Salerno, Y. Yang

National Central University, Chung-Li, Taiwan

V. Candelise, T.H. Doan, Sh. Jain, R. Khurana, M. Konyushikhin, C.M. Kuo, W. Lin, Y.J. Lu, A. Pozdnyakov, S.S. Yu

National Taiwan University (NTU), Taipei, Taiwan

Arun Kumar, P. Chang, Y.H. Chang, Y.W. Chang, Y. Chao, K.F. Chen, P.H. Chen, C. Dietz, F. Fiori, W.-S. Hou, Y. Hsiung, Y.F. Liu, R.-S. Lu, M. Miñano Moya, E. Paganis, A. Psallidas, J.f. Tsai, Y.M. Tzeng

Chulalongkorn University, Faculty of Science, Department of Physics, Bangkok, Thailand

B. Asavapibhop, G. Singh, N. Srimanobhas, N. Suwonjandee

Cukurova University, Physics Department, Science and Art Faculty, Adana, Turkey

A. Adiguzel, M.N. Bakirci⁴⁹, S. Damarseekin, Z.S. Demiroglu, C. Dozen, E. Eskut, S. Girgis, G. Gokbulut, Y. Guler, E. Gurpinar, I. Hos, E.E. Kangal⁵⁰, O. Kara, U. Kiminsu, M. Oglakci, G. Onengut⁵¹, K. Ozdemir⁵², S. Ozturk⁴⁹, A. Polatoz, D. Sunar Cerci⁵³, S. Turkcapar, I.S. Zorbakir, C. Zorbilmez

Middle East Technical University, Physics Department, Ankara, Turkey

B. Bilin, S. Bilmis, B. Isildak⁵⁴, G. Karapinar⁵⁵, M. Yalvac, M. Zeyrek

Bogazici University, Istanbul, Turkey

E. Gülmez, M. Kaya⁵⁶, O. Kaya⁵⁷, E.A. Yetkin⁵⁸, T. Yetkin⁵⁹

Istanbul Technical University, Istanbul, Turkey

A. Cakir, K. Cankocak, S. Sen⁶⁰

Institute for Scintillation Materials of National Academy of Science of Ukraine, Kharkov, Ukraine

B. Grynyov

National Scientific Center, Kharkov Institute of Physics and Technology, Kharkov, Ukraine

L. Levchuk, P. Sorokin

University of Bristol, Bristol, United Kingdom

R. Aggleton, F. Ball, L. Beck, J.J. Brooke, D. Burns, E. Clement, D. Cussans, H. Flacher, J. Goldstein, M. Grimes, G.P. Heath, H.F. Heath, J. Jacob, L. Kreczko, C. Lucas, D.M. Newbold⁶¹, S. Paramesvaran, A. Poll, T. Sakuma, S. Seif El Nasr-storey, D. Smith, V.J. Smith

Rutherford Appleton Laboratory, Didcot, United Kingdom

K.W. Bell, A. Belyaev⁶², C. Brew, R.M. Brown, L. Calligaris, D. Cieri, D.J.A. Cockerill, J.A. Coughlan, K. Harder, S. Harper, E. Olaiya, D. Petyt, C.H. Shepherd-Themistocleous, A. Thea, I.R. Tomalin, T. Williams

Imperial College, London, United Kingdom

M. Baber, R. Bainbridge, O. Buchmuller, A. Bundock, D. Burton, S. Casasso, M. Citron, D. Colling, L. Corpe, P. Dauncey, G. Davies, A. De Wit, M. Della Negra, P. Dunne, A. Elwood, D. Futyan, Y. Haddad, G. Hall, G. Iles, R. Lane, C. Laner, R. Lucas⁶¹, L. Lyons, A.-M. Magnan, S. Malik, L. Mastrolorenzo, J. Nash, A. Nikitenko⁴⁷, J. Pela, B. Penning, M. Pesaresi, D.M. Raymond, A. Richards, A. Rose, C. Seez, A. Tapper, K. Uchida, M. Vazquez Acosta⁶³, T. Virdee¹⁴, S.C. Zenz

Brunel University, Uxbridge, United Kingdom

J.E. Cole, P.R. Hobson, A. Khan, P. Kyberd, D. Leslie, I.D. Reid, P. Symonds, L. Teodorescu, M. Turner

Baylor University, Waco, USA

A. Borzou, K. Call, J. Dittmann, K. Hatakeyama, H. Liu, N. Pastika

The University of Alabama, Tuscaloosa, USA

O. Charaf, S.I. Cooper, C. Henderson, P. Rumerio

Boston University, Boston, USA

D. Arcaro, A. Avetisyan, T. Bose, D. Gastler, D. Rankin, C. Richardson, J. Rohlf, L. Sulak, D. Zou

Brown University, Providence, USA

G. Benelli, E. Berry, D. Cutts, A. Garabedian, J. Hakala, U. Heintz, J.M. Hogan, O. Jesus, E. Laird, G. Landsberg, Z. Mao, M. Narain, S. Piperov, S. Sagir, E. Spencer, R. Syarif

University of California, Davis, Davis, USA

R. Breedon, G. Breto, D. Burns, M. Calderon De La Barca Sanchez, S. Chauhan, M. Chertok, J. Conway, R. Conway, P.T. Cox, R. Erbacher, C. Flores, G. Funk, M. Gardner, W. Ko, R. Lander, C. Mclean, M. Mulhearn, D. Pellett, J. Pilot, F. Ricci-Tam, S. Shalhout, J. Smith, M. Squires, D. Stolp, M. Tripathi, S. Wilbur, R. Yohay

University of California, Los Angeles, USA

R. Cousins, P. Everaerts, A. Florent, J. Hauser, M. Ignatenko, D. Saltzberg, E. Takasugi, V. Valuev, M. Weber

University of California, Riverside, Riverside, USA

K. Burt, R. Clare, J. Ellison, J.W. Gary, G. Hanson, J. Heilman, P. Jandir, E. Kennedy, F. Lacroix, O.R. Long, M. Malberti, M. Olmedo Negrete, M.I. Paneva, A. Shrinivas, H. Wei, S. Wimpenny, B. R. Yates

University of California, San Diego, La Jolla, USA

J.G. Branson, G.B. Cerati, S. Cittolin, M. Derdzinski, R. Gerosa, A. Holzner, D. Klein, V. Krutelyov, J. Letts, I. Macneill, D. Olivito, S. Padhi, M. Pieri, M. Sani, V. Sharma, S. Simon, M. Tadel, A. Vartak, S. Wasserbaech⁶⁴, C. Welke, J. Wood, F. Würthwein, A. Yagil, G. Zevi Della Porta

University of California, Santa Barbara - Department of Physics, Santa Barbara, USA

R. Bhandari, J. Bradmiller-Feld, C. Campagnari, A. Dishaw, V. Dutta, K. Flowers, M. Franco Sevilla, P. Geffert, C. George, F. Golf, L. Gouskos, J. Gran, R. Heller, J. Incandela, N. Mccoll, S.D. Mullin, A. Ovcharova, J. Richman, D. Stuart, I. Suarez, C. West, J. Yoo

California Institute of Technology, Pasadena, USA

D. Anderson, A. Apresyan, J. Bendavid, A. Bornheim, J. Bunn, Y. Chen, J. Duarte, J.M. Lawhorn, A. Mott, H.B. Newman, C. Pena, M. Spiropulu, J.R. Vlimant, S. Xie, R.Y. Zhu

Carnegie Mellon University, Pittsburgh, USA

M.B. Andrews, V. Azzolini, B. Carlson, T. Ferguson, M. Paulini, J. Russ, M. Sun, H. Vogel, I. Vorobiev

University of Colorado Boulder, Boulder, USA

J.P. Cumalat, W.T. Ford, F. Jensen, A. Johnson, M. Krohn, T. Mulholland, K. Stenson, S.R. Wagner

Cornell University, Ithaca, USA

J. Alexander, J. Chaves, J. Chu, S. Dittmer, K. Mcdermott, N. Mirman, G. Nicolas Kaufman, J.R. Patterson, A. Rinkevicius, A. Ryd, L. Skinnari, L. Soffi, S.M. Tan, Z. Tao, J. Thom, J. Tucker, P. Wittich, M. Zientek

Fairfield University, Fairfield, USA

D. Winn

Fermi National Accelerator Laboratory, Batavia, USA

S. Abdullin, M. Albrow, G. Apollinari, S. Banerjee, L.A.T. Bauerdick, A. Beretvas, J. Berryhill, P.C. Bhat, G. Bolla, K. Burkett, J.N. Butler, H.W.K. Cheung, F. Chlebana, S. Cihangir, M. Cremonesi, V.D. Elvira, I. Fisk, J. Freeman, E. Gottschalk, L. Gray, D. Green, S. Grünendahl, O. Gutsche, D. Hare, R.M. Harris, S. Hasegawa, J. Hirschauer, Z. Hu, B. Jayatilaka, S. Jindariani, M. Johnson, U. Joshi, B. Klima, B. Kreis, S. Lammel, J. Linacre, D. Lincoln, R. Lipton, T. Liu, R. Lopes De Sá, J. Lykken, K. Maeshima, N. Magini, J.M. Marraffino, S. Maruyama, D. Mason, P. McBride, P. Merkel, S. Mrenna, S. Nahn, C. Newman-Holmes[†], V. O'Dell, K. Pedro, O. Prokofyev, G. Rakness, L. Ristori, E. Sexton-Kennedy, A. Soha, W.J. Spalding, L. Spiegel, S. Stoynev, N. Strobbe, L. Taylor, S. Tkaczyk, N.V. Tran, L. Uplegger, E.W. Vaandering, C. Vernieri, M. Verzocchi, R. Vidal, M. Wang, H.A. Weber, A. Whitbeck

University of Florida, Gainesville, USA

D. Acosta, P. Avery, P. Bortignon, D. Bourilkov, A. Brinkerhoff, A. Carnes, M. Carver, D. Curry, S. Das, R.D. Field, I.K. Furic, J. Konigsberg, A. Korytov, P. Ma, K. Matchev, H. Mei, P. Milenovic⁶⁵, G. Mitselmakher, D. Rank, L. Shchutska, D. Sperka, L. Thomas, J. Wang, S. Wang, J. Yelton

Florida International University, Miami, USA

S. Linn, P. Markowitz, G. Martinez, J.L. Rodriguez

Florida State University, Tallahassee, USA

A. Ackert, J.R. Adams, T. Adams, A. Askew, S. Bein, B. Diamond, S. Hagopian, V. Hagopian, K.F. Johnson, A. Khatiwada, H. Prosper, A. Santra, M. Weinberg

Florida Institute of Technology, Melbourne, USA

M.M. Baarmand, V. Bhopatkar, S. Colafranceschi⁶⁶, M. Hohlmann, D. Noonan, T. Roy, F. Yumiceva

University of Illinois at Chicago (UIC), Chicago, USA

M.R. Adams, L. Apanasevich, D. Berry, R.R. Betts, I. Bucinskaite, R. Cavanaugh, O. Evdokimov, L. Gauthier, C.E. Gerber, D.J. Hofman, P. Kurt, C. O'Brien, I.D. Sandoval Gonzalez, P. Turner, N. Varelas, H. Wang, Z. Wu, M. Zakaria, J. Zhang

The University of Iowa, Iowa City, USA

B. Bilki⁶⁷, W. Clarida, K. Dilsiz, S. Durgut, R.P. Gandrajula, M. Haytmyradov, V. Khristenko, J.-P. Merlo, H. Mermerkaya⁶⁸, A. Mestvirishvili, A. Moeller, J. Nachtman, H. Ogul, Y. Onel, F. Ozok⁶⁹, A. Penzo, C. Snyder, E. Tiras, J. Wetzel, K. Yi

Johns Hopkins University, Baltimore, USA

I. Anderson, B. Blumenfeld, A. Cocoros, N. Eminizer, D. Fehling, L. Feng, A.V. Gritsan, P. Maksimovic, M. Osherson, J. Roskes, U. Sarica, M. Swartz, M. Xiao, Y. Xin, C. You

The University of Kansas, Lawrence, USA

A. Al-bataineh, P. Baringer, A. Bean, J. Bowen, C. Bruner, J. Castle, R.P. Kenny III, A. Kropivnitskaya, D. Majumder, W. Mcbrayer, M. Murray, S. Sanders, R. Stringer, J.D. Tapia Takaki, Q. Wang

Kansas State University, Manhattan, USA

A. Ivanov, K. Kaadze, S. Khalil, M. Makouski, Y. Maravin, A. Mohammadi, L.K. Saini, N. Skhirtladze, S. Toda

Lawrence Livermore National Laboratory, Livermore, USA

D. Lange, F. Rebassoo, D. Wright

University of Maryland, College Park, USA

C. Anelli, A. Baden, O. Baron, A. Belloni, B. Calvert, S.C. Eno, C. Ferraioli, J.A. Gomez, N.J. Hadley, S. Jabeen, R.G. Kellogg, T. Kolberg, J. Kunkle, Y. Lu, A.C. Mignerey, Y.H. Shin, A. Skuja, M.B. Tonjes, S.C. Tonwar

Massachusetts Institute of Technology, Cambridge, USA

D. Abercrombie, B. Allen, A. Apyan, R. Barbieri, A. Baty, R. Bi, K. Bierwagen, S. Brandt, W. Busza, I.A. Cali, Z. Demiragli, L. Di Matteo, G. Gomez Ceballos, M. Goncharov, D. Hsu, Y. Iiyama, G.M. Innocenti, M. Klute, D. Kovalskyi, K. Krajczar, Y.S. Lai, Y.-J. Lee, A. Levin, P.D. Luckey, A.C. Marini, C. Mcginn, C. Mironov, S. Narayanan, X. Niu, C. Paus, C. Roland, G. Roland, J. Salfeld-Nebgen, G.S.F. Stephans, K. Sumorok, K. Tatar, M. Varma, D. Velicanu, J. Veverka, J. Wang, T.W. Wang, B. Wyslouch, M. Yang, V. Zhukova

University of Minnesota, Minneapolis, USA

A.C. Benvenuti, R.M. Chatterjee, A. Evans, A. Finkel, A. Gude, P. Hansen, S. Kalafut, S.C. Kao, Y. Kubota, Z. Lesko, J. Mans, S. Nourbakhsh, N. Ruckstuhl, R. Rusack, N. Tambe, J. Turkewitz

University of Mississippi, Oxford, USA

J.G. Acosta, S. Oliveros

University of Nebraska-Lincoln, Lincoln, USA

E. Avdeeva, R. Bartek, K. Bloom, S. Bose, D.R. Claes, A. Dominguez, C. Fangmeier, R. Gonzalez Suarez, R. Kamalieddin, D. Knowlton, I. Kravchenko, A. Malta Rodrigues, F. Meier, J. Monroy, J.E. Siado, G.R. Snow, B. Stieger

State University of New York at Buffalo, Buffalo, USA

M. Alyari, J. Dolen, J. George, A. Godshalk, C. Harrington, I. Iashvili, J. Kaisen, A. Kharchilava, A. Kumar, A. Parker, S. Rappoccio, B. Roozbahani

Northeastern University, Boston, USA

G. Alverson, E. Barberis, D. Baumgartel, A. Hortiangtham, A. Massironi, D.M. Morse, D. Nash, T. Orimoto, R. Teixeira De Lima, D. Trocino, R.-J. Wang, D. Wood

Northwestern University, Evanston, USA

S. Bhattacharya, K.A. Hahn, A. Kubik, J.F. Low, N. Mucia, N. Odell, B. Pollack, M.H. Schmitt, K. Sung, M. Trovato, M. Velasco

University of Notre Dame, Notre Dame, USA

N. Dev, M. Hildreth, K. Hurtado Anampa, C. Jessop, D.J. Karmgard, N. Kellams, K. Lannon, N. Marinelli, F. Meng, C. Mueller, Y. Musienko³⁶, M. Planer, A. Reinsvold, R. Ruchti, G. Smith, S. Taroni, N. Valls, M. Wayne, M. Wolf, A. Woodard

The Ohio State University, Columbus, USA

J. Alimena, L. Antonelli, J. Brinson, B. Bylsma, L.S. Durkin, S. Flowers, B. Francis, A. Hart, C. Hill, R. Hughes, W. Ji, B. Liu, W. Luo, D. Puigh, B.L. Winer, H.W. Wulsin

Princeton University, Princeton, USA

S. Cooperstein, O. Driga, P. Elmer, J. Hardenbrook, P. Hebda, J. Luo, D. Marlow, T. Medvedeva, M. Mooney, J. Olsen, C. Palmer, P. Piroué, D. Stickland, C. Tully, A. Zuranski

University of Puerto Rico, Mayaguez, USA

S. Malik

Purdue University, West Lafayette, USA

A. Barker, V.E. Barnes, S. Folgueras, L. Gutay, M.K. Jha, M. Jones, A.W. Jung, K. Jung,

D.H. Miller, N. Neumeister, B.C. Radburn-Smith, X. Shi, J. Sun, A. Svyatkovskiy, F. Wang, W. Xie, L. Xu

Purdue University Northwest, Hammond, USA

N. Parashar, J. Stupak

Rice University, Houston, USA

A. Adair, B. Akgun, Z. Chen, K.M. Ecklund, F.J.M. Geurts, M. Guilbaud, W. Li, B. Michlin, M. Northup, B.P. Padley, R. Redjimi, J. Roberts, J. Rorie, Z. Tu, J. Zabel

University of Rochester, Rochester, USA

B. Betchart, A. Bodek, P. de Barbaro, R. Demina, Y.t. Duh, T. Ferbel, M. Galanti, A. Garcia-Bellido, J. Han, O. Hindrichs, A. Khukhunaishvili, K.H. Lo, P. Tan, M. Verzetti

Rutgers, The State University of New Jersey, Piscataway, USA

J.P. Chou, E. Contreras-Campana, Y. Gershtein, T.A. Gómez Espinosa, E. Halkiadakis, M. Heindl, D. Hidas, E. Hughes, S. Kaplan, R. Kunnawalkam Elayavalli, S. Kyriacou, A. Lath, K. Nash, H. Saka, S. Salur, S. Schnetzer, D. Sheffield, S. Somalwar, R. Stone, S. Thomas, P. Thomassen, M. Walker

University of Tennessee, Knoxville, USA

M. Foerster, J. Heideman, G. Riley, K. Rose, S. Spanier, K. Thapa

Texas A&M University, College Station, USA

O. Bouhali⁷⁰, A. Celik, M. Dalchenko, M. De Mattia, A. Delgado, S. Dildick, R. Eusebi, J. Gilmore, T. Huang, E. Juska, T. Kamon⁷¹, R. Mueller, Y. Pakhotin, R. Patel, A. Perloff, L. Perniè, D. Rathjens, A. Rose, A. Safonov, A. Tatarinov, K.A. Ulmer

Texas Tech University, Lubbock, USA

N. Akchurin, C. Cowden, J. Damgov, C. Dragoiu, P.R. Duerdo, J. Faulkner, S. Kunori, K. Lamichhane, S.W. Lee, T. Libeiro, S. Undleeb, I. Volobouev, Z. Wang

Vanderbilt University, Nashville, USA

A.G. Delannoy, S. Greene, A. Gurrola, R. Janjam, W. Johns, C. Maguire, A. Melo, H. Ni, P. Sheldon, S. Tuo, J. Velkovska, Q. Xu

University of Virginia, Charlottesville, USA

M.W. Arenton, P. Barria, B. Cox, J. Goodell, R. Hirosky, A. Ledovskoy, H. Li, C. Neu, T. Sinthuprasith, X. Sun, Y. Wang, E. Wolfe, F. Xia

Wayne State University, Detroit, USA

C. Clarke, R. Harr, P.E. Karchin, P. Lamichhane, J. Sturdy

University of Wisconsin - Madison, Madison, WI, USA

D.A. Belknap, S. Dasu, L. Dodd, S. Duric, B. Gomber, M. Grothe, M. Herndon, A. Hervé, P. Klabbers, A. Lanaro, A. Levine, K. Long, R. Loveless, I. Ojalvo, T. Perry, G.A. Pierro, G. Polese, T. Ruggles, A. Savin, A. Sharma, N. Smith, W.H. Smith, D. Taylor, N. Woods

†: Deceased

1: Also at Vienna University of Technology, Vienna, Austria

2: Also at State Key Laboratory of Nuclear Physics and Technology, Peking University, Beijing, China

3: Also at Institut Pluridisciplinaire Hubert Curien (IPHC), Université de Strasbourg, CNRS/IN2P3, Strasbourg, France

4: Also at Universidade Estadual de Campinas, Campinas, Brazil

-
- 5: Also at Université Libre de Bruxelles, Bruxelles, Belgium
 - 6: Also at Deutsches Elektronen-Synchrotron, Hamburg, Germany
 - 7: Also at Joint Institute for Nuclear Research, Dubna, Russia
 - 8: Also at Suez University, Suez, Egypt
 - 9: Now at British University in Egypt, Cairo, Egypt
 - 10: Also at Ain Shams University, Cairo, Egypt
 - 11: Now at Cairo University, Cairo, Egypt
 - 12: Now at Helwan University, Cairo, Egypt
 - 13: Also at Université de Haute Alsace, Mulhouse, France
 - 14: Also at CERN, European Organization for Nuclear Research, Geneva, Switzerland
 - 15: Also at Skobeltsyn Institute of Nuclear Physics, Lomonosov Moscow State University, Moscow, Russia
 - 16: Also at Tbilisi State University, Tbilisi, Georgia
 - 17: Also at RWTH Aachen University, III. Physikalisches Institut A, Aachen, Germany
 - 18: Also at University of Hamburg, Hamburg, Germany
 - 19: Also at Brandenburg University of Technology, Cottbus, Germany
 - 20: Also at Institute of Nuclear Research ATOMKI, Debrecen, Hungary
 - 21: Also at MTA-ELTE Lendület CMS Particle and Nuclear Physics Group, Eötvös Loránd University, Budapest, Hungary
 - 22: Also at Institute of Physics, University of Debrecen, Debrecen, Hungary
 - 23: Also at Indian Institute of Science Education and Research, Bhopal, India
 - 24: Also at Institute of Physics, Bhubaneswar, India
 - 25: Also at University of Visva-Bharati, Santiniketan, India
 - 26: Also at University of Ruhuna, Matara, Sri Lanka
 - 27: Also at Isfahan University of Technology, Isfahan, Iran
 - 28: Also at University of Tehran, Department of Engineering Science, Tehran, Iran
 - 29: Also at Plasma Physics Research Center, Science and Research Branch, Islamic Azad University, Tehran, Iran
 - 30: Also at Università degli Studi di Siena, Siena, Italy
 - 31: Also at Purdue University, West Lafayette, USA
 - 32: Also at International Islamic University of Malaysia, Kuala Lumpur, Malaysia
 - 33: Also at Malaysian Nuclear Agency, MOSTI, Kajang, Malaysia
 - 34: Also at Consejo Nacional de Ciencia y Tecnología, Mexico city, Mexico
 - 35: Also at Warsaw University of Technology, Institute of Electronic Systems, Warsaw, Poland
 - 36: Also at Institute for Nuclear Research, Moscow, Russia
 - 37: Now at National Research Nuclear University 'Moscow Engineering Physics Institute' (MEPhI), Moscow, Russia
 - 38: Also at St. Petersburg State Polytechnical University, St. Petersburg, Russia
 - 39: Also at University of Florida, Gainesville, USA
 - 40: Also at P.N. Lebedev Physical Institute, Moscow, Russia
 - 41: Also at Faculty of Physics, University of Belgrade, Belgrade, Serbia
 - 42: Also at INFN Sezione di Roma; Sapienza Università di Roma, Rome, Italy
 - 43: Also at National Technical University of Athens, Athens, Greece
 - 44: Also at Scuola Normale e Sezione dell'INFN, Pisa, Italy
 - 45: Also at National and Kapodistrian University of Athens, Athens, Greece
 - 46: Also at Riga Technical University, Riga, Latvia
 - 47: Also at Institute for Theoretical and Experimental Physics, Moscow, Russia
 - 48: Also at Albert Einstein Center for Fundamental Physics, Bern, Switzerland
 - 49: Also at Gaziosmanpasa University, Tokat, Turkey

- 50: Also at Mersin University, Mersin, Turkey
- 51: Also at Cag University, Mersin, Turkey
- 52: Also at Piri Reis University, Istanbul, Turkey
- 53: Also at Adiyaman University, Adiyaman, Turkey
- 54: Also at Ozyegin University, Istanbul, Turkey
- 55: Also at Izmir Institute of Technology, Izmir, Turkey
- 56: Also at Marmara University, Istanbul, Turkey
- 57: Also at Kafkas University, Kars, Turkey
- 58: Also at Istanbul Bilgi University, Istanbul, Turkey
- 59: Also at Yildiz Technical University, Istanbul, Turkey
- 60: Also at Hacettepe University, Ankara, Turkey
- 61: Also at Rutherford Appleton Laboratory, Didcot, United Kingdom
- 62: Also at School of Physics and Astronomy, University of Southampton, Southampton, United Kingdom
- 63: Also at Instituto de Astrofísica de Canarias, La Laguna, Spain
- 64: Also at Utah Valley University, Orem, USA
- 65: Also at University of Belgrade, Faculty of Physics and Vinca Institute of Nuclear Sciences, Belgrade, Serbia
- 66: Also at Facoltà Ingegneria, Università di Roma, Roma, Italy
- 67: Also at Argonne National Laboratory, Argonne, USA
- 68: Also at Erzincan University, Erzincan, Turkey
- 69: Also at Mimar Sinan University, Istanbul, Istanbul, Turkey
- 70: Also at Texas A&M University at Qatar, Doha, Qatar
- 71: Also at Kyungpook National University, Daegu, Korea