

New CAST Limit on the Axion–Photon Interaction

V. Anastassopoulos,¹ S. Aune,² K. Barth,³ A. Belov,⁴ H. Bräuninger,⁵ G. Cantatore,⁶ J. M. Carmona,⁷ J. F. Castel,⁷ S. A. Cetin,⁸ F. Christensen,⁹ J. I. Collar,¹⁰ T. Dafni,⁷ M. Davenport,³ T. Decker,¹¹ A. Dermenev,⁴ K. Desch,¹² C. Eleftheriadis,¹³ G. Fanourakis,¹⁴ E. Ferrer-Ribas,² H. Fischer,¹⁵ J. A. García,^{7, a} A. Gardikiotis,¹ J. G. Garza,⁷ E. N. Gazis,¹⁶ T. Gerasis,¹⁴ I. Giomataris,² S. Gninenko,⁴ C. J. Hailey,¹⁷ M. D. Hasinoff,¹⁸ D. H. H. Hoffmann,¹⁹ F. J. Iguaz,⁷ I. G. Irastorza,^{7, b} A. Jakobsen,⁹ J. Jacoby,²⁰ K. Jakovčić,²¹ J. Kaminski,¹² M. Karuza,^{6, 22, c} N. Kralj,^{22, d} M. Krčmar,²¹ S. Kostoglou,³ Ch. Krieger,¹² B. Lakić,²¹ J. M. Laurent,³ A. Liolios,¹³ A. Ljubičić,²¹ G. Luzón,⁷ M. Maroudas,¹ L. Miceli,²³ S. Neff,¹⁹ I. Ortega,^{7, 3} T. Papaevangelou,² K. Paraschou,¹³ M. J. Pivovarov,¹¹ G. Raffelt,²⁴ M. Rosu,^{19, e} J. Ruz,¹¹ E. Ruiz Chóliz,⁷ I. Savvidis,¹³ S. Schmidt,¹² Y. K. Semertzidis,^{23, f} S. K. Solanki,^{25, g} L. Stewart,³ T. Vafeiadis,³ J. K. Vogel,¹¹ S. C. Yildiz,^{8, h} and K. Zioutas^{1, 3}

(CAST Collaboration)

¹*Physics Department, University of Patras, Patras, Greece*

²*IRFU, CEA, Université Paris-Saclay, Gif-sur-Yvette, France*

³*European Organization for Nuclear Research (CERN), Genève, Switzerland*

⁴*Institute for Nuclear Research (INR), Russian Academy of Sciences, Moscow, Russia*

⁵*Max-Planck-Institut für Extraterrestrische Physik, Garching, Germany*

⁶*Istituto Nazionale di Fisica Nucleare (INFN), Sezione di Trieste and Università di Trieste, Trieste, Italy*

⁷*Grupo de Investigación de Física Nuclear y Astropartículas, Universidad de Zaragoza, Zaragoza, Spain*

⁸*Istanbul Bilgi University, High Energy Physics Research Center, Eyup, Istanbul, 34060, Turkey*

⁹*DTU Space, National Space Institute, Technical University of Denmark, Lyngby, Denmark*

¹⁰*Enrico Fermi Institute and KICP, University of Chicago, Chicago, IL 60637, USA*

¹¹*Lawrence Livermore National Laboratory, Livermore, CA 94550, USA*

¹²*Physikalisches Institut, University of Bonn, Germany.*

¹³*Aristotle University of Thessaloniki, Thessaloniki, Greece*

¹⁴*National Center for Scientific Research “Demokritos”, Athens, Greece*

¹⁵*Albert-Ludwigs-Universität Freiburg, Freiburg, Germany*

¹⁶*National Technical University of Athens, Athens, Greece*

¹⁷*Physics Department and Columbia Astrophysics Laboratory, Columbia University, New York, NY 10027, USA*

¹⁸*Department of Physics and Astronomy, University of British Columbia, Vancouver, Canada*

¹⁹*Technische Universität Darmstadt, IKP, Darmstadt, Germany*

²⁰*Johann Wolfgang Goethe-Universität, Institut für Angewandte Physik, Frankfurt am Main, Germany*

²¹*Rudjer Bošković Institute, Zagreb, Croatia*

²²*Department of Physics and Centre for Micro and Nano Sciences and Technologies, University of Rijeka, Rijeka, Croatia.*

²³*Center for Axion and Precision Physics Research, Institute for Basic Science (IBS), Daejeon 34141, Republic of Korea.*

²⁴*Max-Planck-Institut für Physik (Werner-Heisenberg-Institut), München, Germany*

²⁵*Max-Planck-Institut für Sonnensystemforschung, Göttingen, Germany*

(Dated: December 21, 2017)

New low-mass particles, notably axions a , are motivated by compelling theoretical ideas and the dark matter of the universe. Such particles would also emerge abundantly from the hot interior of stars. The CERN Axion Solar Telescope (CAST) searches for x-rays that are expected after $a \rightarrow \gamma$ conversion in the 9 T magnetic field of a refurbished LHC test magnet ($L = 9.26$ m) that can be directed toward the Sun. The absence of a significant signal above background in the 2013–2015 data provides a world leading limit of $g_{a\gamma} < 0.66 \times 10^{-10} \text{ GeV}^{-1}$ (95% C.L.) on the axion-photon coupling strength, similar to the most restrictive astrophysical bounds. The magnet pipes were evacuated to avoid x-ray refraction, implying this bound applies for $m_a \lesssim 0.02$ eV. Compared with the first vacuum phase (2003–2004), the signal-to-noise was increased by about a factor of 3 using low-background detectors and a new x-ray telescope. These innovations also serve as pathfinders for a possible next-generation axion helioscope that is needed if parameters beyond the CAST benchmark are to be explored.

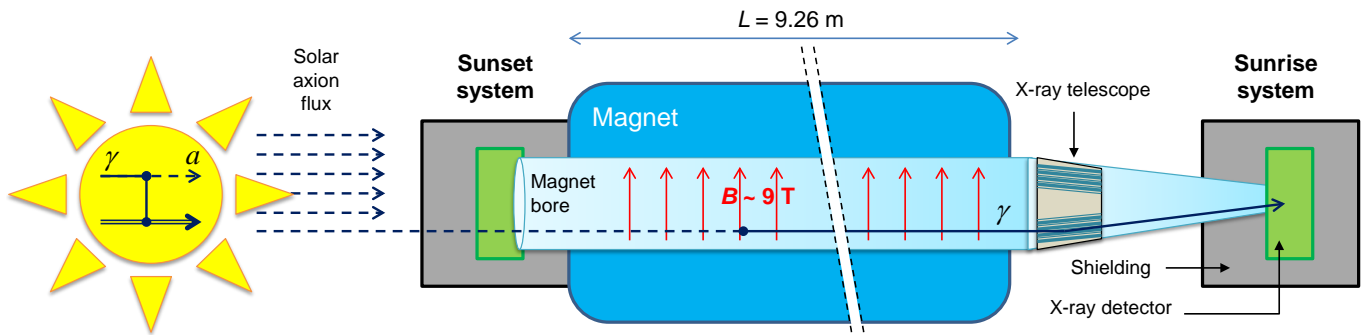


FIG. 1. Sketch of the CAST helioscope at CERN to search for solar axions. These hypothetical low-mass bosons are produced in the Sun by Primakoff scattering on charged particles and converted back to x-rays in the B -field of an LHC test magnet. The two straight conversion pipes have a cross section of 14.5 cm^2 each. The magnet can move by $\pm 8^\circ$ vertically and $\pm 40^\circ$ horizontally, enough to follow the Sun for about 1.5 h at dawn and dusk with opposite ends. Separate detection systems can search for axions at sunrise and sunset, respectively. The sunrise system is equipped with an x-ray telescope (XRT) to focus the signal on a small detector area, strongly increasing signal-to-noise. Our new results were achieved thanks to an XRT specifically built for CAST and improved low-noise x-ray detectors.

INTRODUCTION

Advancing the low-energy frontier is a key endeavor in the world-wide quest for particle physics beyond the standard model and in the effort to identify dark matter [1, 2]. Nearly massless pseudoscalar bosons, often generically called axions, are particularly promising because they appear in many extensions of the standard model. They can be dark matter in the form of classical field oscillations that were excited in the early universe, notably by the re-alignment mechanism [3]. One particularly well motivated case is the QCD axion, the eponym for all such particles, which appears as a consequence of the Peccei-Quinn mechanism to explain the absence of CP-violating effects in QCD [3].

Axions were often termed “invisible” because of their extremely feeble interactions, yet they are the target of a fast-growing international landscape of experiments. Numerous existing and foreseen projects assume that axions are the galactic dark matter and use a variety of techniques that are sensitive to different interaction channels and optimal in different mass ranges [4, 5]. Independently of the dark matter assumption, one can search for new forces mediated by these low-mass bosons [6] or the back-reaction on spinning black holes (superradiance) [7]. Stellar energy-loss arguments provide restrictive limits that can guide experimental efforts and in some cases may even suggest new loss channels [3, 8, 9].

The least model-dependent search strategies use the production and detection of axions and similar particles by their generic two-photon coupling. It is given by the vertex $\mathcal{L}_{a\gamma} = -\frac{1}{4} g_{a\gamma} F^{\mu\nu} \tilde{F}_{\mu\nu} a = g_{a\gamma} \mathbf{E} \cdot \mathbf{B} a$, where a is the axion field, F the electromagnetic field-strength tensor, and $g_{a\gamma}$ a coupling constant of dimension $(\text{energy})^{-1}$. Notice that we use natural units with $\hbar = c = k_B = 1$. This vertex enables the decay $a \rightarrow \gamma\gamma$, the Primakoff pro-

duction in stars, i.e., the $\gamma \rightarrow a$ scattering in the Coulomb fields of charged particles in the stellar plasma, and the coherent conversion $a \leftrightarrow \gamma$ in laboratory or astrophysical B -fields [10, 11].

The helioscope concept, in particular, uses a dipole magnet directed at the Sun to convert axions to x-rays (see Fig. 1 for a sketch). Solar axions emerge from many thermal processes, depending on their model-dependent interaction channels. We specifically consider axion production by Primakoff scattering of thermal photons deep in the Sun, a process that depends on the same coupling constant $g_{a\gamma}$ which is also used for detection.

Since 2003, the CERN Axion Solar Telescope (CAST) has explored the m_a - $g_{a\gamma}$ parameter space with this approach, more details to be given below. The black solid line in Fig. 2 is the envelope of all previous CAST results. The low-mass part $m_a \lesssim 0.02 \text{ eV}$ corresponds to the first phase 2003–2004 using evacuated magnet bores [12, 13]. The $a \rightarrow \gamma$ conversion probability in a homogeneous B field over a distance L is

$$P_{a \rightarrow \gamma} = \left(g_{a\gamma} B \frac{\sin(qL/2)}{q} \right)^2, \quad (1)$$

where $q = m_a^2/2E$ is the a - γ momentum transfer in vacuum. For $L = 9.26 \text{ m}$ and energies of a few keV, coherence is lost for $m_a \gtrsim 0.02 \text{ eV}$, explaining the loss of sensitivity for larger m_a .

Later, CAST has explored this higher-mass range by filling the conversion pipes with ^4He [14, 15] and ^3He [16, 17] at variable pressure settings to provide photons with a refractive mass and in this way match the a and γ momenta. The sensitivity is smaller because at each pressure setting, data were typically taken for a few hours only. Despite this limitation, CAST has reached realistic QCD axion models and has superseded previous solar axion searches using the helioscope [18] and Bragg scatter-

EXPERIMENT AND DATA TAKING

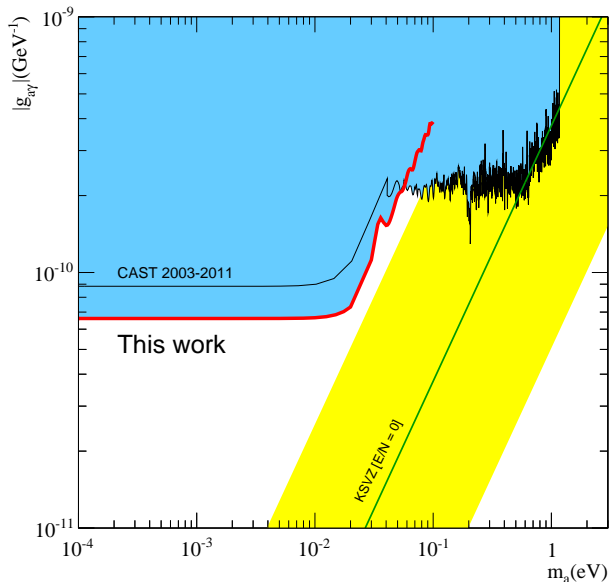


FIG. 2. CAST excluded region (95% C.L.) in the m_a - $g_{a\gamma}$ -plane. *Solid black line*: Envelope of all CAST results from 2003–2011 data [12–17]. *Solid red line*: Exclusion from the data here presented. *Diagonal yellow band*: Typical QCD axion models (upper and lower bounds set according to a prescription given in Ref. [26]). *Diagonal green line*: The benchmark KSVZ axion model with $E/N = 0$, where $g_{a\gamma} = (E/N - 1.92)\alpha/(2\pi f_a)$ with f_a the axion decay constant.

ing technique [19, 20]. (For a more complete list of previous solar axion constraints see Ref. [1].) The CAST data were also interpreted in terms of other assumed axion production channels in the Sun [21–23]. Moreover, CAST constraints on other low-mass bosons include chameleons [24] and hidden photons [25].

During this long experimental program, CAST has used a variety of detection systems at both magnet ends, including a multiwire time projection chamber [27], several Micromegas detectors [28], a low-noise charged coupled device attached to a spare x-ray telescope (XRT) from the ABRIXAS x-ray mission [29], a γ -ray calorimeter [22], and a silicon drift detector [24].

In the latest data taking campaign (2013–2015), CAST has returned to evacuated pipes, with an improvement in the sensitivity to solar axions of about a factor ~ 3 in signal-to-noise ratio over a decade ago, thanks to the development of novel detection systems, notably new Micromegas detectors with lower background levels, as well as a new XRT built specifically for axion searches. These developments are also part of the activities to define the detection technologies suitable for the proposed much larger next-generation axion helioscope IAXO [30]. We here report the results of this effort in CAST.

CAST has utilized an LHC prototype dipole magnet [31] (magnetic field $B \sim 9$ T, length $L = 9.26$ m) with two parallel straight pipes (cross-sectional area $S = 2 \times 14.5$ cm²). The magnet is mounted on a movable platform ($\pm 8^\circ$ vertical and $\pm 40^\circ$ horizontal movement), allowing to follow the Sun for about 1.5 h both at sunrise and sunset during the whole year. The pointing accuracy of the system is monitored to be well below 10% of the solar radius, both by periodic geometric surveys, as well as, twice per year, by filming the Sun with an optical telescope and camera attached to the magnet, and whose optical axis has been set parallel to it. The effect of refraction in the atmosphere, relevant for photons, but not for axions, is properly taken into account. At both ends of the magnet, different x-ray detectors have been searching for photons coming from axion conversion inside the magnet when it is pointing to the Sun. During non-tracking time, calibrations are performed and detectors record background data.

The data presented here were taken with three detection systems. On the sunset (SS) side of the magnet, two gas-based low-background detectors (SS1 and SS2) read by Micromegas planes [32], were directly connected to each of the magnet pipes. On the sunrise (SR) side of the magnet, an improved Micromegas detector was situated at the focal plane of the new XRT. The detectors were small gaseous time projection chambers of 3 cm drift and were filled with 1.4 bar Argon-2%isobutane mixture. Their cathodes were 4 μ m-thick mylar windows that face the magnet pipe vacuum and hold the pressure difference while being transparent to x-rays. The detector parts were built with carefully selected low-radioactivity materials, and surrounded by passive (copper and lead) and active (5 cm-thick plastic scintillators) shielding. The Micromegas readouts were built with the microbulk technique [33], out of copper and kapton, and were patterned with 500 μ m pixels interconnected in x and y directions [34]. These design choices are the outcome of a long-standing effort to understand and reduce background sources in these detectors [35, 36]. This effort has led to the best background levels ($\sim 10^{-6}$ keV⁻¹ cm⁻² s⁻¹) ever obtained in CAST.

The XRT installed in the SR system was a 1.5 m focal-length telescope that follows a cone-approximation Wolter I design. It is comprised of thermally formed glass substrates deposited with Pt/C multilayers to enhance x-ray reflectivity in the 0.5–10 keV band. The techniques and infrastructure used in fabricating the CAST XRT were originally developed [37] to make the two hard x-ray telescopes that are flying on NASA’s NuSTAR satellite [38]. The optical prescription and multilayer coatings were optimized when considering factors including: the physical constraints of the CAST experiment; the

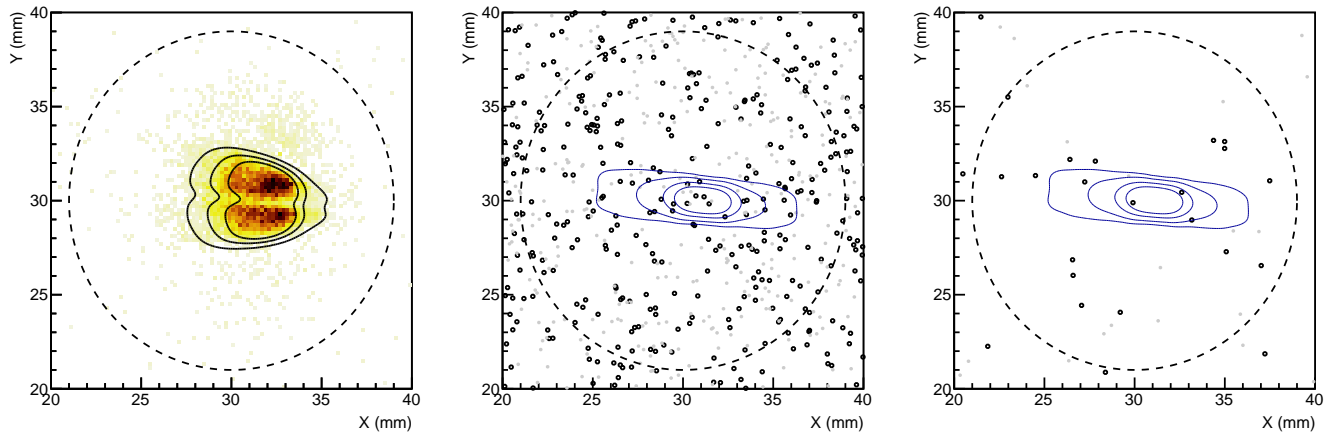


FIG. 3. 2D hitmap of events detected in the sunrise detector in a typical in-situ calibration run (left), as well as in the background (middle) and tracking (right) data (both K and L data sets of Table I). The calibration is performed with an x-ray source placed ~ 12 m away (at the sunset side of the magnet). The contours in the calibration run represent the 95%, 85% and 68% signal-encircling regions from ray-trace simulations, taking into account the source size and distance. In the tracking and background plots, grey full circles represent events that pass all detector cuts but that are in coincidence with the muon vetoes, and therefore rejected. Black open circles represent final counts. Closed contours indicate the 99%, 95%, 85% and 68% signal-encircling regions out of detailed ray-trace simulations of the XRT plus spatial resolution of the detector. The large circle represents the region of detector exposed to daily energy calibration.

predicted axion spectrum; and the quantum efficiency of the Micromegas detector [39]. The point spread function (PSF) and effective area (i.e., throughput) of the XRT were calibrated at the PANTER x-ray test facility at MPE in Munich in July 2016. These calibration data were incorporated into Monte Carlo geometric ray-trace simulations to determine the expected 2D distribution of solar axion-induced photons, that is shown in Fig. 3. Although there is a slight energy dependence on the PSF (the XRT focuses better at higher x-ray energy), more than 50% of the flux is always concentrated in a few mm^2 area, effectively reducing the background to levels down to ~ 0.003 counts/h. In addition, the combined XRT and detector system was regularly calibrated in CAST using an x-ray source placed ~ 12 m away from the optics (at the SS side of the magnet). One such calibration is shown in Fig. 3, together with the expected 2D distribution from the ray-trace simulation. These contours are different from the ones expected from axion-induced photons (shown in Fig. 3) due to different angular size and distance of the source. The matching between data and simulations confirms our good understanding of the optics performance. This is the first time an XRT has been designed and built specifically for axion physics and operated together with a Micromegas detector at its focal point [36]. This experience is particularly valuable to develop a next-generation scaled-up helioscope.

Our results correspond to 1132.6 hour \times detector of data taken in axion-sensitive conditions (i.e. magnet powered and pointing to the Sun) with the aforementioned detectors in 2013, 2014 and 2015. In 2013, only SS detectors were operative, while in 2014 and 2015 both the

SS detectors and the new SR system, installed in CAST in September 2014, took data. The data are divided in sets as shown in table I, according to detector and the year of the data-taking campaign. The 2015 SS detectors data are further divided in three sets (E, F, G and H, I, J for SS1 and SS2 detectors respectively) due to an accidental variation in the detector configuration: one of the muon veto remained inoperative for about one month, leading to a different background rate during that period. Background levels are defined independently for every data set using data acquired during non-tracking periods. These data have typically ~ 10 times more exposure than tracking data and consequently background levels have ~ 3 times smaller statistical error bars. Data shown in the tables and figures always refer to levels after processing. Raw data from the Micromegas detectors undergo an offline filtering process, detailed elsewhere [34], based on topological information of the event (e.g. number of ionization clusters recorded in the chamber, or longitudinal and transversal spread of the signal), to keep only signal-like (i.e. x-ray-like) events. The effect of this filtering on raw background levels at low energies is about a factor ~ 100 , while the signal efficiency stays at 60–70%, depending on the event energy, as determined experimentally by careful calibrations with an x-ray tube at different representative energies [40]. In addition, an anti-coincidence condition with the external plastic muon vetoes is applied, leading to an additional factor ~ 2 rejection (see Fig. 3).

The energy range of interest (RoI) is set between 2 and 7 keV, the band that contains most of the expected signal. The low-energy bound is safely above the effec-

Data set	Detector	Year	Tracking exposure (h)	Background exposure (h)	Measured count rates ($\pm 1\sigma$ error)	
					$(10^{-6} \text{ keV}^{-1} \text{ cm}^{-2} \text{ s}^{-1})$	
					Tracking	Background
A	SS1	2013	92.5	1700.0	0.79 ± 0.18	0.81 ± 0.04
B	SS2	2013	86.5	1407.8	1.37 ± 0.24	1.48 ± 0.06
C	SS1	2014	118.0	1854.0	0.94 ± 0.17	1.03 ± 0.05
D	SS2	2014	118.1	1819.6	0.97 ± 0.18	1.05 ± 0.05
E	SS1	2015	79.5	1237.6	0.77 ± 0.18	0.89 ± 0.05
F	SS1	2015	49.7	783.1	1.77 ± 0.36	1.65 ± 0.09
G	SS1	2015	83.5	1431.5	1.32 ± 0.25	1.10 ± 0.05
H	SS2	2015	81.3	1236.2	0.70 ± 0.18	0.89 ± 0.05
I	SS2	2015	51.3	800.2	1.04 ± 0.27	1.59 ± 0.08
J	SS2	2015	82.0	1409.2	0.91 ± 0.20	0.90 ± 0.05
K	SR	2014	69.8	1379.4	0 counts	0.25 ± 0.05 counts
L	SR	2015	220.4	4125.4	3 counts	0.77 ± 0.15 counts
Total tracking exposure (h):			1132.6			

TABLE I. Tracking and background exposure, as well as the integrated 2–7 keV measured count rate, for both tracking and background data, for each of the data sets included in our result. Note that for rows K and L background levels are expressed in units of total counts in the (95% signal-enclosing) spot area during the corresponding tracking exposure.

tive energy threshold of the detectors (which are around ~ 1 and ~ 1.5 keV, respectively for SR and SS detectors), and the high-energy bound prevents contamination from the prominent ~ 8 keV Cu fluorescence peak observed in the background. The measured tracking and background levels, integrated in this RoI, are presented in table I for each of the data sets. Figure 4 shows the spectral distribution of all SS data sets. The background spectra of the two SR data sets are shown in Fig. 5. In these latter plots, data from all the detector area—also outside the signal spot—are included to increase the statistics of the spectra, however only data from the spot area are used to define the background in the analysis. These measured background levels are primarily attributed to cosmic muon-induced secondaries that are not properly tagged (the muon veto coverage of the shielding is not complete due to spatial constraints of the CAST setups) as well as a remaining environmental γ -induced background population that reaches the detector despite the shielding, probably associated with the small solid angle facing the magnet that is not possible to shield. This insight is corroborated by the ~ 3 keV Ar and ~ 8 keV Cu fluorescence peaks observed in the background spectra (better seen in the SR plot of Fig. 5, due to the better energy resolution of this detector), and will be the basis of future improvements of the detector [35].

Figure 3 shows the 2D distribution of detected events, both in background and tracking data, in the SR detector, superimposed on the region where the signal is expected. The background level in the signal area could be estimated using the data outside the spot or the data in the spot in non-tracking periods. This second method is preferable, as the background level shows a slight increase at the center of the detector (attributed to the detector and shielding geometry). When normalized to the 290 h of tracking data available (data sets K and

L in table I) only 1.02 ± 0.22 (2.13 ± 0.47) background counts are expected in the 95% (99%) signal-enclosing focal spot region, where errors indicate $1\text{-}\sigma$ intervals. The tracking data reveal 3(4) observed counts inside such regions. Their measured energies are 3.05, 2.86, 2.94 and 2.56 keV.

DATA ANALYSIS AND RESULTS

The data analysis follows similar previous analyses of CAST data [15–17]. We define an unbinned likelihood function

$$\log \mathcal{L} \propto -R_T + \sum_i^n \log R(E_i, d_i, \mathbf{x}_i), \quad (2)$$

where R_T is the expected number of counts from the axion-to-photon conversion in all data sets, integrated over the tracking exposure time and energy of interest. The sum is over each of the n detected counts in the energy RoI during the tracking time, for an expected rate $R(E_i, d_i, \mathbf{x}_i)$ as a function of the energy E_i , data set d_i , and detector coordinates \mathbf{x}_i of the event i , and given by the expression

$$R(E, d, \mathbf{x}) = B(E, d) + S(E, d, \mathbf{x}), \quad (3)$$

where $B(E, d)$ is the background level for data set d , considered constant in time and \mathbf{x}_i within the data set. $S(E, d, \mathbf{x})$ is the expected rate from axion conversion in the detector of data set d given by

$$S(E, d, \mathbf{x}) = \frac{d\Phi_a}{dE} P_{a \rightarrow \gamma} \epsilon(d, E, \mathbf{x}). \quad (4)$$

Here, $\epsilon(d, E, \mathbf{x})$ is the detector response for data set d , and includes both the E -dependent detector efficiency

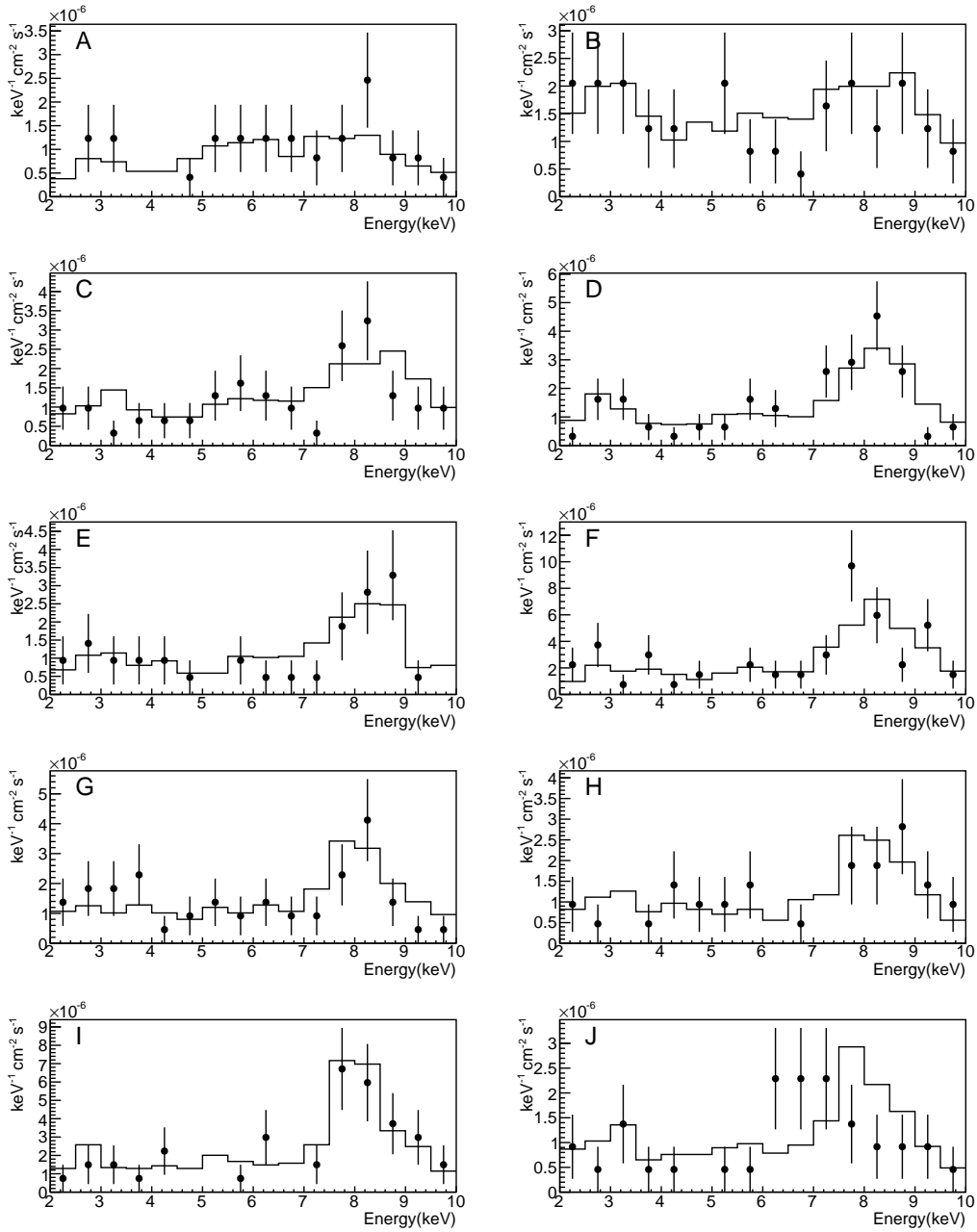


FIG. 4. Spectra of tracking (dots) and background (solid line) data for each of the sunset datasets. The error bars correspond to the $1\text{-}\sigma$ statistical fluctuation of each bin content following Poissonian statistics. The error bars of the background data are omitted for the sake of clarity, although they are typically ~ 3 times smaller than the tracking data error bars.

(both hardware and software), and for the SR system also the E -dependent optics throughput and the expected signal distribution over \mathbf{x} due to the optics PSF shown in Fig. 3. For the SS detector there is no such dependency and $\epsilon(d, E, \mathbf{x}) = \epsilon(d, E)$.

Finally, $d\Phi_a/dE$ is the differential solar axion flux, which can be parameterized by the expression [13]

$$\frac{d\Phi_a}{dE} = 6.02 \times 10^{10} g_{10}^2 \frac{E^{2.481}}{e^{E/1.205}} [\text{cm}^{-2} \text{s}^{-1} \text{keV}^{-1}] \quad (5)$$

with $g_{10} = g_{a\gamma}/(10^{-10} \text{ GeV}^{-1})$ and energy E in keV. The axion-to-photon conversion probability $P_{a \rightarrow \gamma}$ was given in Eq. (1).

By numerically maximizing $\log \mathcal{L}$ a best-fit value $g_{10, \text{min}}^4$ is obtained. This value is compatible with the absence of a signal in the entire axion mass range and thus an upper limit on $g_{a\gamma}$ is extracted, by integrating the Bayesian posterior probability density function (PDF) from zero up to 95% of the total PDF area, using a flat prior in g_{10}^4 for positive values, and zero for the

unphysical negative ones. The computed upper limit for several values of m_a is displayed in red in Fig. 2.

For mass values below $m_a \lesssim 0.02$ eV, the mass independent best fit value is $g_{10,\min}^4 = (-0.06^{+0.10}_{-0.07})$, where the errors indicate $1\text{-}\sigma$ intervals. The upper limit in this mass range constitutes our main result:

$$g_{a\gamma} < 0.66 \times 10^{-10} \text{ GeV}^{-1} \quad \text{at 95\% C.L.} \quad (6)$$

This constraint considers only statistical fluctuations in the tracking data. Other potentially important systematic effects would include uncertainties in input parameters like the magnet length and strength, the background levels, the tracking accuracy, the optical alignment of the SR system, and the theoretical uncertainty of the expected signal. All these contributions have been estimated to be negligible in the final result, which is dominated by the statistical error of the low-counting observation. Overall systematic effects are well below 10% of the quoted result. It is worth noting that the observation of the SR counts represents a statistical fluctuation that slightly worsens the final result with respect to the expected sensitivity (defined as the average exclusion of an ensemble of possible statistical outcomes under the background-only hypothesis), estimated as $g_{10,\text{average}} \lesssim 0.64$.

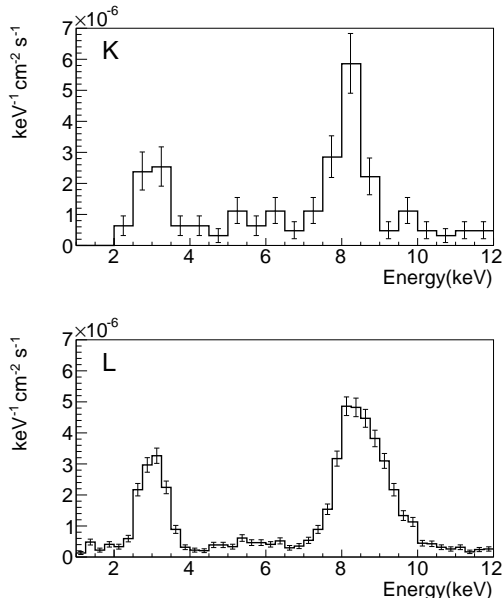


FIG. 5. Energy spectrum of background data in the sunrise detector (both K and L datasets). The error bars correspond to the $1\text{-}\sigma$ statistical fluctuation of each bin content following Poissonian statistics.

DISCUSSION

The final solar axion run of CAST has provided the new constraint of Eq. (6) on the axion-photon coupling strength for $m_a \lesssim 0.02$ eV. It is shown in the wider m_a - $g_{a\gamma}$ landscape in Fig. 6. In particular, axions and photons can also interconvert in astrophysical B fields that tend to be much weaker than in CAST, but extend over much larger distances. For example, the non-observation of γ rays contemporaneous with the SN 1987A neutrino signal provides a limit $g_{10} \lesssim 0.053$ for $m_a \lesssim 0.44$ neV [41]. This conversion effect could be important also for other astrophysical and cosmological sources, especially for the propagation of TeV γ rays and as an explanation for the soft x-ray excess in galaxy clusters (for a recent review see Ref. [42]). In the very low mass domain, propagation experiments for laser beams in magnetic fields have also explored the $g_{a\gamma}$ - m_a parameter space [43, 44].

Helioscopes using the Bragg technique can reach larger axion masses than CAST because the electric fields in the crystals are inhomogeneous on much smaller scales. Yet because of their limited size, even the best case shown in Fig. 6 from DAMA [20] is not competitive. In the future, CUORE may reach values of $g_{a\gamma}$ comparable to the CAST ${}^3\text{He}$ limits near $m_a \sim 1$ eV, but extended to larger masses [45].

However, QCD axions in this parameter range would thermalize in the early universe and provide a hot dark matter fraction. Cosmology provides a constraint corresponding to $m_a < 0.86$ eV (vertical dashed red line in Fig. 6) which in future may reach $m_a < 0.15$ eV [46]. Therefore, exploring beyond the 1 eV mass range is only relevant for those axion-like particles which, unlike QCD axions, do not thermalize efficiently.

Solar axion searches usually assume that the axion flux is only a small perturbation of the Sun. Actually for $g_{10} \gtrsim 20$ axion losses are so large that one cannot construct self-consistent solar models [47]. Moreover, the measured solar neutrino flux and helioseismology require $g_{10} < 4.1$ at 3σ confidence [48] (dashed blue line in Fig. 6), implying that CAST is the only solar axion search that has gone beyond this recent limit.

A sensitivity comparable to the new CAST limit derives from traditional stellar energy loss arguments. In particular, Primakoff losses accelerate the helium-burning phase of horizontal branch (HB) stars, reducing their number count relative to low-mass red giants, $R = N_{\text{HB}}/N_{\text{RGB}}$, in globular clusters (see dashed line labelled “HB” in Fig. 6). The most recent analysis finds $g_{10} < 0.66$ (95% C.L.) and actually a mild preference for $g_{10} \sim 0.4$, although a detailed budget of systematic uncertainties is not currently available [8].

Solar axion searches beyond CAST and at the same time beyond the HB star limit as a benchmark require a

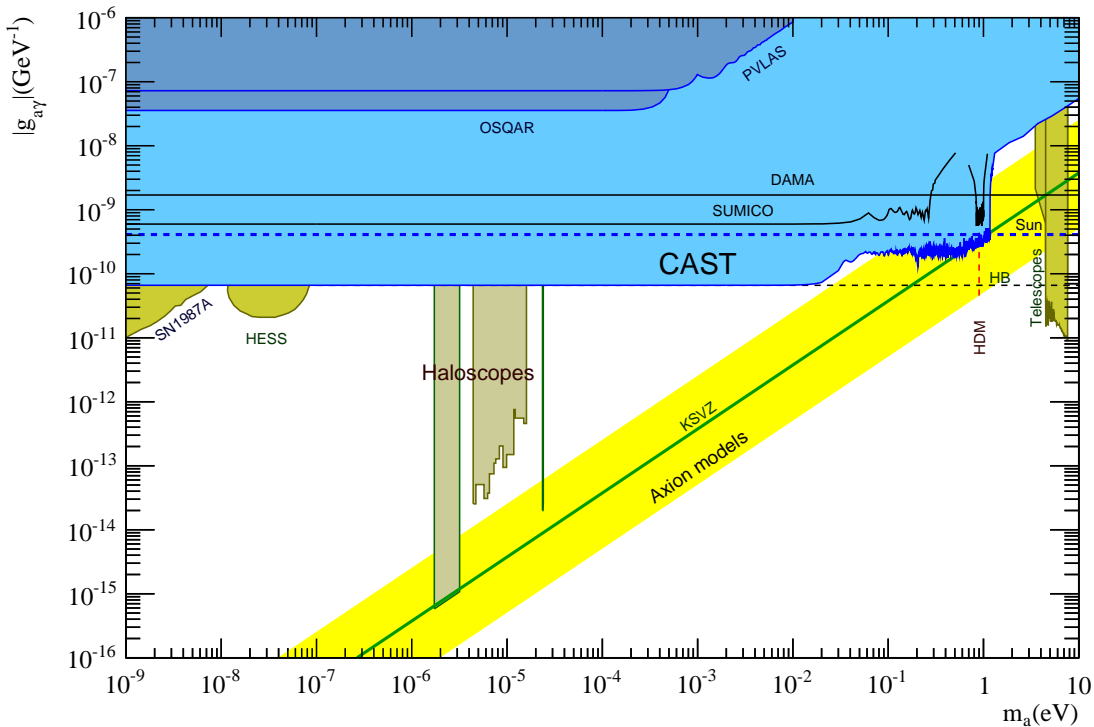


FIG. 6. Constraints on the two-photon coupling $g_{a\gamma}$ of axions and similar particles depending on their mass m_a . Apart from the CAST limits updated with the result presented here, we show the results from the previous helioscope Sumico and the best limit from the Bragg technique (DAMA). Moreover, we show the latest limits from the laser propagation experiments OSQAR and PVLAS, high-energy photon propagation in astrophysical B -fields (H.E.S.S.), the SN1987A observation, and telescope limits for cosmic axion decay lines. Horizontal dashed lines provide limits from properties of the Sun and the energy loss of horizontal branch (HB) stars. The vertical dashed line denotes the cosmic hot dark matter (HDM) limit which only applies to QCD axions. The haloscope limits assume that axions are the galactic dark matter. The yellow band of QCD axion models and the green KSVZ line are as in Fig. 2.

new effort on a much larger scale, for example the proposed helioscope IAXO [30]. For small masses, new regions in the $g_{a\gamma}-m_a$ will be explored with the upcoming ALPS-II laser propagation experiment at DESY [49], by higher-statistics TeV γ -ray observations, or the γ -ray signal from a future galactic supernova [42]. Beyond the $g_{a\gamma}-m_a$ parameter space, many attractive detection opportunities are pursued world wide, notably under the assumption that axions are the cosmic dark matter [4].

After finishing its solar axion program in 2015, CAST itself has turned to a broad physics program at the low-energy frontier. In particular, this includes KWISP, a sensitive force detector, and an InGrid detector, both in search of solar chameleons, as well as CAST-CAPP and RADES, implementing long aspect-ratio microwave cavities in the CAST magnet to search for dark-matter axions around $m_a \sim 20 \mu\text{eV}$ [50].

Whichever of the many new developments world wide will lead to the detection of axions or similar particles, in the $g_{a\gamma}-m_a$ parameter space our new CAST result will remain the benchmark for many years to come and guide

future explorations.

ACKNOWLEDGMENTS

We thank CERN for hosting the experiment and for technical support to operate the magnet and cryogenics. We thank V. Burwitz, G. Hartner of the MPE PANTER x-ray test facility for providing the opportunity to calibrate the x-ray telescope and for assistance in collecting and analyzing the characterization data. We acknowledge support from NSERC (Canada), MSE (Croatia) and Croatian Science Foundation under the project IP-2014-09-3720, CEA (France), BMBF (Germany) under the grant numbers 05 CC2EEA/9 and 05 CC1RD1/0 and DFG (Germany) under grant numbers HO 1400/7-1 and EXC-153, GSRT (Greece), NSRF: Heracleitus II, RFFR (Russia), the Spanish Ministry of Economy and Competitiveness (MINECO) under Grants No. FPA2011-24058 and No. FPA2013-41085-P (grants partially funded by the European Regional Development

Fund, ERDF/FEDER), the European Research Council (ERC) under grant ERC-2009-StG-240054 (T-REX), Turkish Atomic Energy Authority (TAEK), NSF (USA) under Award No. 0239812, NASA under the grant number NAG5-10842, and IBS (Korea) with code IBS-R017-D1-2017-a00. Part of this work was performed under the auspices of the U.S. Department of Energy by Lawrence Livermore National Laboratory under Contract No. DE-AC52-07NA27344.

-
- ^a Present address: Institute of High Energy Physics, Chinese Academy of Sciences, Beijing
- ^b Corresponding author: igor.irastorza@cern.ch
- ^c Also at: Photonics and Quantum Optics Unit, Center of Excellence for Advanced Materials and Sensing Devices, University of Rijeka, Rijeka, Croatia
- ^d Present addr.: Physics Division, School of Sciences and Technology, University of Camerino, Camerino, Italy.
- ^e Present addr.: Extreme Light Infrastructure - Nuclear Physics (ELI-NP), 077125 Magurele, Romania
- ^f Also at.: Department of Physics, Korea Advanced Institute of Science and Technology (KAIST), Daejeon 34141, Republic of Korea
- ^g Also at: School of Space Research, Kyung Hee University, Yongin, Republic of Korea.
- ^h Present addr.: Dept. of Physics and Astronomy, University of California, Irvine, CA 92697, USA.
- [1] C. Patrignani *et al.* (Particle Data Group), Review of particle physics, *Chin. Phys. C* **40**, 100001 (2016).
- [2] J. Jaeckel and A. Ringwald, The low-energy frontier of particle physics, *Ann. Rev. Nucl. Part. Sci.* **60**, 405 (2010).
- [3] M. Kuster, G. Raffelt and B. Beltrán (eds.), Axions: Theory, Cosmology, and Experimental Searches, *Lect. Notes Phys.* **741**, 1–237 (2008).
- [4] P. W. Graham, I. G. Irastorza, S. K. Lamoreaux, A. Lindner and K. A. van Bibber, Experimental searches for the axion and axion-like particles, *Ann. Rev. Nucl. Part. Sci.* **65**, 485 (2015).
- [5] For recent experimental and theoretical developments see the presentations at the annual “Patras” workshop series <https://axion-wimp2017.desy.de/e28952/>
- [6] A. Arvanitaki and A. A. Geraci, Resonantly detecting axion-mediated forces with nuclear magnetic resonance, *Phys. Rev. Lett.* **113**, 161801 (2014).
- [7] R. Brito, V. Cardoso and P. Pani, *Superradiance: Energy Extraction, Black-Hole Bombs and Implications for Astrophysics and Particle Physics*, *Lect. Notes Phys.* **906**, 1 (2015).
- [8] A. Ayala, I. Domínguez, M. Giannotti, A. Mirizzi and O. Straniero, Revisiting the bound on axion-photon coupling from globular clusters, *Phys. Rev. Lett.* **113**, 191302 (2014).
- [9] M. Giannotti, I. Irastorza, J. Redondo and A. Ringwald, Cool WISPs for stellar cooling excesses, *JCAP* **1605**, 057 (2016).
- [10] P. Sikivie, Experimental tests of the invisible axion, *Phys. Rev. Lett.* **51**, 1415 (1983); Erratum *ibid.* **52**, 695 (1984).

- [11] G. Raffelt and L. Stodolsky, Mixing of the photon with low mass particles, *Phys. Rev. D* **37**, 1237 (1988).
- [12] K. Zioutas *et al.* (CAST Collaboration), First results from the CERN Axion Solar Telescope (CAST), *Phys. Rev. Lett.* **94**, 121301 (2005).
- [13] S. Andriamonje *et al.* (CAST Collaboration), An improved limit on the axion-photon coupling from the CAST experiment, *JCAP* **0704**, 010 (2007).
- [14] E. Arik *et al.* (CAST Collaboration), Probing eV-scale axions with CAST, *JCAP* **0902**, 008 (2009).
- [15] M. Arik *et al.* (CAST Collaboration), New solar axion search using the CERN Axion Solar Telescope with ⁴He filling, *Phys. Rev. D* **92**, 021101 (2015).
- [16] M. Arik *et al.* (CAST Collaboration), CAST search for sub-eV mass solar axions with ³He buffer gas, *Phys. Rev. Lett.* **107**, 261302 (2011).
- [17] M. Arik *et al.* (CAST Collaboration), CAST solar axion search with ³He buffer gas: Closing the hot dark matter gap, *Phys. Rev. Lett.* **112**, 091302 (2014).
- [18] Y. Inoue, Y. Akimoto, R. Ohta, T. Mizumoto, A. Yamamoto and M. Minowa, Search for solar axions with mass around 1 eV using coherent conversion of axions into photons, *Phys. Lett. B* **668**, 93 (2008).
- [19] E. A. Paschos and K. Zioutas, A proposal for solar axion detection via Bragg scattering, *Phys. Lett. B* **323**, 367 (1994).
- [20] R. Bernabei *et al.*, Search for solar axions by Primakoff effect in NaI crystals, *Phys. Lett. B* **515**, 6 (2001).
- [21] S. Andriamonje *et al.* (CAST Collaboration), Search for 14.4-keV solar axions emitted in the M1-transition of Fe-57 nuclei with CAST, *JCAP* **0912**, 002 (2009).
- [22] S. Andriamonje *et al.* (CAST Collaboration), Search for solar axion emission from ⁷Li and D(*p*, γ)³He nuclear decays with the CAST γ -ray calorimeter, *JCAP* **1003**, 032 (2010).
- [23] K. Barth *et al.* (CAST Collaboration), CAST constraints on the axion-electron coupling, *JCAP* **1305**, 010 (2013).
- [24] V. Anastassopoulos *et al.* (CAST Collaboration), Search for chameleons with CAST, *Phys. Lett. B* **749**, 172 (2015).
- [25] J. Redondo, Atlas of solar hidden photon emission, *JCAP* **1507**, 024 (2015).
- [26] L. Di Luzio, F. Mescia and E. Nardi, Redefining the axion window, *Phys. Rev. Lett.* **118**, 031801 (2017).
- [27] D. Autiero *et al.*, The CAST Time Projection Chamber, *New J. Phys.* **9**, 171 (2007).
- [28] P. Abbon *et al.*, The Micromegas detector of the CAST experiment, *New J. Phys.* **9**, 170 (2007).
- [29] M. Kuster *et al.*, The X-ray Telescope of CAST, *New J. Phys.* **9**, 169 (2007)
- [30] E. Armengaud *et al.*, Conceptual design of the International Axion Observatory (IAXO), *JINST* **9**, T05002 (2014).
- [31] K. Zioutas *et al.*, A Decommissioned LHC model magnet as an axion telescope, *Nucl. Instrum. Meth. A* **425**, 480-489 (1999).
- [32] Y. Giomataris, P. Rebourgeard, J. P. Robert and G. Charpak, MICROMEAS: A High granularity position sensitive gaseous detector for high particle flux environments, *Nucl. Instrum. Meth. A* **376**, 29-35 (1996).
- [33] S. Andriamonje *et al.*, Development and performance of Microbulk Micromegas detectors, *JINST* **5**, P02001 (2010).

- [34] S. Aune *et al.*, Low background x-ray detection with Micromegas for axion research, *JINST* **9**, P01001 (2014).
- [35] I. G. Raistorza *et al.*, Gaseous time projection chambers for rare event detection: Results from the T-REX project. II. Dark matter, *JCAP* **1601** (2016) 034; Erratum *ibid.* **1605**, E01 (2016).
- [36] F. Aznar *et al.*, A Micromegas-based low-background x-ray detector coupled to a slumped-glass telescope for axion research, *JCAP* **1512**, 008 (2015).
- [37] J. E. Koglin *et al.*, NuSTAR hard x-ray optics design and performance, *Proc. SPIE Int. Soc. Opt. Eng.* **7437**, 74370C (2009).
- [38] F. A. Harrison *et al.*, The Nuclear Spectroscopic Telescope Array (NuSTAR) High-Energy X-Ray Mission, *Astrophys. J.* **770**, 103 (2013).
- [39] A. C. Jakobsen, M. J. Pivovarov and F. E. Christensen, X-ray optics for axion helioscopes, *Proc. SPIE Int. Soc. Opt. Eng.*, **8861**, 886113 (2013).
- [40] J. Gracia Garza, Micromegas for the search of solar axions in CAST and low-mass WIMPs in TREX-DM, CERN-THESIS-2015-274, 2016 *JINST* TH 001.
- [41] A. Payez, C. Evoli, T. Fischer, M. Giannotti, A. Mirizzi and A. Ringwald, Revisiting the SN1987A gamma-ray limit on ultralight axion-like particles, *JCAP* **1502**, 006 (2015).
- [42] M. Meyer, M. Giannotti, A. Mirizzi, J. Conrad and M. A. Sanchez-Conde, *Phys. Rev. Lett.* **118**, 011103 (2017).
- [43] R. Ballou *et al.* (OSQAR Collaboration), New exclusion limits on scalar and pseudoscalar axionlike particles from light shining through a wall, *Phys. Rev. D* **92**, 092002 (2015).
- [44] F. Della Valle, A. Ejlli, U. Gastaldi, G. Messineo, E. Milotti, R. Pengo, G. Ruoso and G. Zavattini, The PVLAS experiment: Measuring vacuum magnetic birefringence and dichroism with a birefringent FabryPerot cavity, *Eur. Phys. J. C* **76**, 24 (2016).
- [45] D. Li, R. J. Creswick, F. T. Avignone and Y. Wang, Theoretical estimate of the sensitivity of the CUORE detector to solar axions, *JCAP* **1510**, 065 (2015).
- [46] M. Archidiacono, S. Hannestad, A. Mirizzi, G. Raffelt and Y. Y. Y. Wong, Axion hot dark matter bounds after Planck, *JCAP* **1310**, 020 (2013).
- [47] H. Schlattl, A. Weiss and G. Raffelt, Helioseismological constraint on solar axion emission, *Astropart. Phys.* **10**, 353 (1999).
- [48] N. Vinyoles, A. Serenelli, F. L. Villante, S. Basu, J. Redondo and J. Isern, New axion and hidden photon constraints from a solar data global fit, *JCAP* **1510**, 015 (2015).
- [49] R. Bähre *et al.*, Any Light Particle Search II — Technical Design Report, *JINST* **8**, T09001 (2013).
- [50] K. Desch (CAST collaboration), CAST Status Report to the SPSC for the 123rd Meeting, CERN-SPSC-2016-035.

DATA AVAILABILITY STATEMENT

The data that support the plots within this paper and other findings of this study are available from the corresponding author upon reasonable request.

CONTRIBUTIONS

S.A., J.F.C., T.Da., I.G., E.F.R., F.J.I., J.A.G., I.G.I., J.G.G. and T.P. conceived, designed and built the Micromegas x-ray detectors. F.C., T.De., C.J.H., A.J., M.J.P., J.R. and J.K.V. conceived, designed, calibrated and built the x-ray telescope. J.F.C., T.Da., F.J.I., J.A.G., J.G.G., E.R.C. and J.R. installed, calibrated and operated optics and detectors in the experiment. T.Da., F.J.I., J.A.G., J.G.G., I.G.I. and G.L. conceived and implemented the low-background measures on the detection systems. K.B., M.D., J.M.L., L.S., T.V., S.C.Y. and K.Z. operated and maintained the magnet, vacuum, slow control and other ancillary systems, as well as the interfaces with the detection systems. M.D., T.V. and M.K. organized the periodical pointing calibration of the tracking system. B.L., T.V., M.D. and K.Z. organized the data taking runs and the general operation of the experiment. M.J.P. performed the optics ray-trace models. J.A.G., F.J.I. and I.G.I. monitored and analyzed the detector data. I.G.I. coordinated the high level analysis and made the plots. I.G.I., B.L., M.J.P. and G.R. wrote the manuscript. All authors contributed to the data taking shifts and the operation and maintenance of the experiment at a whole, and all authors commented on the manuscript.