CERN-EP/2016-226  
2016/10/27

CMS-B2G-16-003

# Search for heavy resonances decaying into a vector boson and a Higgs boson in final states with charged leptons, neutrinos, and b quarks

The CMS Collaboration\*

## Abstract

A search for heavy resonances decaying to a Higgs boson and a vector boson is presented. The analysis is performed using data samples collected in 2015 by the CMS experiment at the LHC in proton-proton collisions at a center-of-mass energy of 13 TeV, corresponding to integrated luminosities of 2.2–2.5 fb<sup>-1</sup>. The search is performed in channels in which the vector boson decays into leptonic final states ( $Z \rightarrow \nu\nu$ ,  $W \rightarrow \ell\nu$ , and  $Z \rightarrow \ell\ell$ , with  $\ell = e, \mu$ ), while the Higgs boson decays to collimated b quark pairs detected as a single massive jet. The discriminating power of a jet mass requirement and a b jet tagging algorithm are exploited to suppress the standard model backgrounds. The event yields observed in data are consistent with the background expectation. In the context of a theoretical model with a heavy vector triplet, a resonance with mass less than 2 TeV is excluded at 95% confidence level. The results are also interpreted in terms of limits on the parameters of the model, improving on the reach of previous searches.

*Submitted to Physics Letters B*



## 1 Introduction

The discovery of a Higgs boson  $H$  at the CERN LHC [1–3] suggests that the standard model (SM) mechanism that connects electroweak (EW) symmetry breaking to the generation of particle masses is largely correct. However, the relatively light value of the Higgs boson mass  $m_H = 125.09 \pm 0.21$  (stat)  $\pm 0.11$  (syst) GeV [4–7] leaves the hierarchy problem unsolved [8], pointing to phenomena beyond the SM, which could be unveiled by searches at the LHC. Many theories that incorporate phenomena beyond the SM postulate the existence of new heavy resonances coupled to the SM bosons. Among them, weakly coupled spin-1  $Z'$  [9, 10] and  $W'$  models [11] or strongly coupled Composite Higgs [12–14], and Little Higgs models [15–17] have been widely discussed.

A large number of models are generalized in the heavy vector triplet (HVT) framework [18], which introduces one neutral ( $Z'$ ) and two electrically charged ( $W'$ ) heavy resonances. The HVT model is parametrized in terms of three parameters: the strength  $g_V$  of a new interaction; the coupling  $c_H$  between the heavy vector bosons, the Higgs boson, and longitudinally polarized SM vector bosons; and the coupling  $c_F$  between the HVT bosons and the SM fermions. In the HVT scenario, model B with parameters  $g_V = 3$ ,  $c_H = 0.976$ , and  $c_F = 1.024$  [18] is used as the benchmark. With these values, the couplings of the heavy resonances to fermions and to SM bosons are similar, yielding a sizable branching fraction for the heavy resonance decay into a SM vector boson  $W$  or  $Z$  (generically labeled as  $V$ ) and a Higgs boson [18].

Bounds from previous searches [19–22] require the masses of these resonances to be above 1 TeV in the HVT framework. In this mass region, the two bosons produced in the resonance decay would have large Lorentz boosts in the laboratory frame. When decaying, each boson would generate a pair of collimated particles, a distinctive signature, which can be well identified in the CMS experiment. Because of the large predicted branching fraction, the decay of high-momentum Higgs bosons to  $b\bar{b}$  final states is considered. The Higgs boson is reconstructed as one unresolved jet, tagged as containing at least one bottom quark. Backgrounds from single quark and gluon jets are reduced by a jet mass requirement. In order to discriminate against the large multijet background, the search is focused on the leptonic decays of the vector bosons ( $Z \rightarrow \nu\nu$ ,  $W \rightarrow \ell\nu$ , and  $Z \rightarrow \ell\ell$ , with  $\ell = e, \mu$ ).

The main SM background process is the production of vector bosons with additional hadronic jets ( $V$ +jets). The estimation of this background is based on events in signal-depleted jet mass sidebands, with a transfer function, derived from simulation, from the sidebands to the signal-enriched region. Top quark production also accounts for a sizable contribution to the background in  $1\ell$  final states, and is determined from simulation normalized to data in dedicated control regions. Diboson production processes, including pairs of vector bosons ( $VV$ ) and the SM production of a Higgs boson and vector boson ( $VH$ ), represent minor contributions to the overall background and are estimated from simulation. A signal would produce a localized excess above a smoothly falling background in the distribution of the kinematic variable  $m_{VH}$ , whose definition and relationship to the resonance mass  $m_\chi$  depends on the final state. Results are interpreted in the context of HVT models in the benchmark scenario B [18].

## 2 Data and simulated samples

The data samples analyzed in this study were collected with the CMS detector in proton-proton collisions at a center-of-mass energy of 13 TeV during 2015. The samples correspond to integrated luminosities of 2.2–2.5 fb<sup>-1</sup>, depending on the final state considered.

Simulated signal events are generated at leading order (LO) according to the HVT model B [18] with the MADGRAPH5\_aMC@NLO v5.2.2.2 matrix element generator [23]. Different  $m_X$  hypotheses in the range 800 to 4000 GeV are considered, assuming a resonance width narrow enough (0.1% of the resonance mass) to be negligible with respect to the experimental resolution. The Higgs boson is required to decay into a  $b\bar{b}$  pair and the vector boson into neutrinos and charged leptons ( $e, \mu$ ). The contribution of  $\tau$  decays is also included.

The analysis utilizes a set of simulated samples to characterize the main SM background processes. Samples of  $V$ +jets events are produced with MADGRAPH5\_aMC@NLO and normalized to the next-to-next-to-leading-order (NNLO) cross section, computed using FEWZ v3.1 [24]. The  $V$  boson  $p_T$  spectra are corrected to account for next-to-leading-order (NLO) QCD and EW contributions [25]. Top quark pair production is simulated with the NLO POWHEG v2 generator [26–28] and rescaled to the cross section value computed with TOP++ v2.0 [29] at NNLO. Minor SM backgrounds, such as  $VV$  and  $VH$  production, and single top quark ( $t+X$ ) production in  $s$ -channel,  $t$ -channel, and in  $tW$  associated production, are simulated at NLO with MADGRAPH5\_aMC@NLO. Multijet production is simulated at leading order with the same generator.

Parton showering and hadronization processes are simulated by interfacing the event generators to PYTHIA 8.205 [30, 31] with the CUETP8M1 [32, 33] tune. The NNPDF 3.0 [34] parton distribution functions (PDFs) are used to model the momentum distribution of the colliding partons inside the protons. Generated events, including additional proton-proton interactions within the same bunch crossing (pileup) at the level observed during 2015 data taking, are processed through a full detector simulation based on GEANT4 [35] and reconstructed with the same algorithms used for data.

### 3 CMS detector

The central feature of the CMS detector is a superconducting solenoid of 6 m internal diameter. Within the solenoid volume are a silicon pixel and strip tracker, a lead tungstate crystal electromagnetic calorimeter (ECAL), and a brass and scintillator hadron calorimeter (HCAL), each composed of a barrel and two endcap sections. Forward calorimeters extend the pseudorapidity [36] coverage provided by the barrel and endcap detectors. Muons are measured in gas-ionization detectors embedded in the steel flux-return yoke outside the solenoid.

The silicon tracker measures charged particles within the pseudorapidity range  $|\eta| < 2.5$ . It consists of 1440 silicon pixel and 15 148 silicon strip detector modules and is located in the 3.8 T field of the solenoid. For nonisolated particles of transverse momentum  $1 < p_T < 10$  GeV and  $|\eta| < 1.4$ , the track resolutions are typically 1.5% in  $p_T$  and 25–90 (45–150)  $\mu\text{m}$  in the transverse (longitudinal) impact parameter [37]. The ECAL provides coverage up to  $|\eta| < 3.0$ . The dielectron mass resolution for  $Z \rightarrow ee$  decays when both electrons are in the ECAL barrel is 1.9%, and is 2.9% when both electrons are in the endcaps. The HCAL covers the range of  $|\eta| < 3.0$ , which is extended to  $|\eta| < 5.2$  through forward calorimetry. Muons are measured in the pseudorapidity range  $|\eta| < 2.4$ , with detection planes made using three technologies: drift tubes, cathode strip chambers, and resistive-plate chambers. Combining muon tracks with matching tracks measured silicon tracker results in a  $p_T$  resolution of 2–10% for muons with  $0.1 < p_T < 1$  TeV [38].

The first level (L1) of the CMS trigger system, composed of custom hardware processors, uses information from the calorimeters and muon detectors to select the most interesting events in a fixed time interval of less than 4  $\mu\text{s}$ . The high-level trigger (HLT) processor farm further

decreases the event rate from around 100 kHz to about 1 kHz, before data storage.

A detailed description of the CMS detector, together with a definition of the coordinate system used and the relevant kinematic variables, can be found in Ref. [36].

## 4 Event reconstruction

In CMS, a global event reconstruction is performed using a particle-flow (PF) algorithm [39, 40], which uses an optimized combination of information from the various elements of the CMS detector to reconstruct and identify individual particles produced in each collision. The algorithm identifies each reconstructed particle either as an electron, a muon, a photon, a charged hadron, or a neutral hadron.

The PF candidates are clustered into jets using the anti- $k_T$  algorithm [41] with a distance parameter  $R = 0.4$  (AK4 jets) or  $R = 0.8$  (AK8 jets). In order to suppress the contamination from pileup, charged particles not originating from the primary vertex, taken to be the one with the highest sum of  $p_T^2$  over its constituent tracks, are discarded. The residual contamination is removed on the basis of the event energy density and proportionally to the jet area using the FASTJET package [42, 43]. Jet energy corrections, extracted from simulation and data in multijet,  $\gamma$ +jets, and Z+jets events, are applied as functions of the transverse momentum and pseudorapidity to correct the jet response and to account for residual differences between data and simulation. The jet energy resolution amounts typically to 5% at 1 TeV [44]. Jets are required to pass an identification criterion, based on the jet composition in terms of the different classes of PF candidates, in order to remove spurious jets arising from detector noise. The pruning algorithm [45], which is designed to remove contributions from soft radiation and additional interactions, is applied to AK8 jets. The pruned jet mass  $m_j$  is defined as the invariant mass associated with the four-momentum of the pruned jet, after the application of the jet energy corrections [44]. The AK8 jets are split into two subjets using the soft drop algorithm [46, 47].

The combined secondary vertex algorithm [48] is used for the identification of jets that originate from b quarks (b tagging). The algorithm uses the tracks and secondary vertices associated with AK4 jets or AK8 subjets as inputs to a neural network to produce a discriminator with values between 0 and 1, with higher values indicating a higher b quark jet probability. The loose and the tight operating points are about 85 and 50% efficient, respectively, for b jets with  $p_T$  of about 100 GeV, with a false-positive rate for light-flavor jets of about 10 and 0.1%.

The missing transverse momentum vector  $\vec{p}_T^{\text{miss}}$  is defined as the projection of the negative vectorial sum of the momenta of all PF candidates onto the plane perpendicular to the beams, and its magnitude is referred to as  $E_T^{\text{miss}}$ . The missing hadronic activity  $H_T^{\text{miss}}$  is defined as the magnitude of the negative vectorial sum of the transverse momenta of all AK4 jets with  $p_T > 20$  GeV. Corrections for the  $E_T^{\text{miss}}$  detector response and resolution are derived from  $\gamma$ +jets and Z+jets events, and applied to simulated events [49].

Electrons are reconstructed in the fiducial region  $|\eta| < 2.5$  by matching the energy deposits in the ECAL with tracks reconstructed in the tracker [50]. The electron identification is based on the distribution of energy deposited along the electron trajectory, the direction and momentum of the track in the inner tracker, and its compatibility with the primary vertex of the event. Additional requirements are applied to remove electrons produced by photon conversions. Electrons are further required to be isolated from other activity in the detector. The electron isolation parameter is defined as the sum of transverse momenta of all the PF candidates (excluding the electron itself) within  $\Delta R = \sqrt{(\Delta\eta)^2 + (\Delta\phi)^2} < 0.3$  around the electron direction,

after the contributions from pileup and other reconstructed electrons are removed. Photons are reconstructed as energy clusters in the ECAL, and are distinguished from jets and electrons using information that includes isolation and the transverse shape of the ECAL energy deposit.

Muons are reconstructed within the acceptance of the CMS muon systems,  $|\eta| < 2.4$ , using the information from both the muon spectrometer and the silicon tracker [38]. Muon candidates are identified via selection criteria based on the compatibility of tracks reconstructed from silicon tracker information only with tracks reconstructed from the combination of the hits in both the tracker and muon detector. Additional requirements are based on the compatibility of the trajectory with the primary vertex, and on the number of hits observed in the tracker and muon systems. The muon isolation is computed from reconstructed tracks within a cone  $\Delta R < 0.3$  around the muon direction, ignoring the muon itself.

Hadronically decaying  $\tau$  leptons are reconstructed combining one or three hadronic charged PF candidates with up to two neutral pions, the latter also reconstructed by the PF algorithm from the photons arising from the  $\pi^0 \rightarrow \gamma\gamma$  decay [51].

## 5 Event selection

The set of criteria used to identify the Higgs boson candidate is the same for each event category. The highest- $p_T$  AK8 jet in the event is required to have  $p_T > 200$  GeV and  $|\eta| < 2.5$ . The pruned jet mass  $m_j$  must satisfy  $105 < m_j < 135$  GeV. The region  $65 < m_j < 105$  GeV is not used, to avoid overlaps with searches targeting resonant VV final states. In order to discriminate against the copious vector boson production in association with light-flavored jets, events are classified according to the number of subjets (1 or 2) passing the loose b tagging selection; those failing this requirement are discarded.

Events are divided into categories depending on the number (0, 1, or 2) and flavor (e or  $\mu$ ) of the reconstructed charged leptons, and the presence of either 1 or 2 b-tagged subjets in the AK8 jet. The two categories with no charged leptons are referred to collectively as the zero-lepton ( $0\ell$ ) channel. Similarly, the single-lepton ( $1\ell$ ) and double-lepton ( $2\ell$ ) channels each comprise four categories. In total, 10 exclusive categories are defined.

In the  $0\ell$  channel, candidate signal events are expected to have a large  $E_T^{\text{miss}}$  due to the boosted Z boson decaying into a pair of neutrinos, which escape undetected. Data are collected using triggers that require  $E_T^{\text{miss}}$  or  $H_T^{\text{miss}}$  greater than 90 GeV, without including muons in the  $E_T^{\text{miss}}$  or  $H_T^{\text{miss}}$  computation. A stringent selection is applied to the reconstructed  $E_T^{\text{miss}}$ , which is required to be greater than 200 GeV, to ensure that the trigger is fully efficient. The copious multijet production is greatly suppressed by imposing requirements on the minimum azimuthal angular separations between jets and the missing transverse momentum vector,  $\Delta\phi(\text{jet}, \vec{p}_T^{\text{miss}})$ . All the AK8 and AK4 jets in the event must satisfy  $\Delta\phi(\text{jet}, \vec{p}_T^{\text{miss}}) > 0.5$ . The Higgs boson jet candidate must fulfill the tighter requirement  $\Delta\phi(\text{jet}, \vec{p}_T^{\text{miss}}) > 2$  and additional criteria designed to remove events arising from detector noise. Events containing isolated leptons with  $p_T > 10$  GeV, hadronically-decaying  $\tau$  leptons with  $p_T > 18$  GeV, and photons with  $p_T > 15$  GeV are removed in order to reduce the contribution of other SM processes. The  $t\bar{t}$  background contribution is reduced by removing events in which any AK4 jet, excluding the Higgs boson jet candidate, is b tagged using the loose operating point. Because of the lack of visible decay products from the Z boson, reconstruction of the resonance mass is not directly viable. Instead, the Higgs boson jet momentum and the  $\vec{p}_T^{\text{miss}}$  are used to compute the transverse mass  $m_{\text{VH}}^T = \sqrt{2E_T^{\text{miss}}E_T^{\text{jet}}[1 - \cos \Delta\phi(\text{jet}, \vec{p}_T^{\text{miss}})]}$ . This variable is utilized as an estimator of  $m_\chi$  for the  $0\ell$  channel.

Events in the  $1\ell$  channel are collected requiring one lepton to be reconstructed online. The  $p_T$  threshold at trigger level is 105 GeV for electrons and 45 GeV for muons. Offline, events are accepted if there is exactly one reconstructed electron or muon with  $p_T$  larger than 135 GeV or 55 GeV, respectively, passing restrictive selection criteria. Events with additional leptons passing looser selections, or hadronically decaying  $\tau$  leptons, are discarded. In the single-electron channel, multijet background is reduced by requiring  $E_T^{\text{miss}} > 80$  GeV. Azimuthal angular separations  $\Delta\phi(\ell, \vec{p}_T^{\text{miss}}) < 2$  and  $\Delta\phi(\text{jet}, \vec{p}_T^{\text{miss}}) > 2$  are required to select a back-to-back topology. As for the  $0\ell$  selection, events with additional b-tagged AK4 jets are vetoed. The four-momentum of the W boson candidate is quantified using a kinematic reconstruction of the neutrino momentum. The components of the neutrino momentum in the transverse plane are assumed to be equal to  $\vec{p}_T^{\text{miss}}$ . By constraining the invariant mass of the charged lepton and neutrino to be equal to the W boson mass, a quadratic equation is derived for the longitudinal component of the neutrino momentum,  $p_z^{\nu}$ . The reconstructed  $p_z^{\nu}$  is chosen to be the real solution with the lower magnitude or, where both the solutions are complex, the real part with the lowest value. If the W boson has a transverse momentum greater than 200 GeV, it is used to construct the resonance candidate mass  $m_{\text{VH}}$ , otherwise the event is discarded.

The  $2\ell$  channel accepts events collected with the same triggers as in the  $1\ell$  channel. An additional isolated electron or muon with  $p_T > 20$  GeV, with the same flavor as the leading one and opposite charge, is required to be reconstructed and identified. In order to increase the signal efficiency, a looser identification requirement is applied to both electrons, and one of the two muons is allowed to be identified only in the tracker. If the isolation cones of the two muons overlap, the contribution of one is subtracted from the isolation calculation of the other in each case. The Z boson candidates are retained only if the dilepton invariant mass lies between 70 and 110 GeV. The transverse momentum of the Z boson candidate is required to be at least 200 GeV, otherwise the event is removed. Additionally, the separation in  $\eta$  and  $\phi$  between the Z boson candidate and the Higgs boson jet is required to satisfy  $|\Delta\eta(\text{Z}, \text{jet})| < 5$  and  $\Delta\phi(\text{Z}, \text{jet}) > 2.5$ . Since the  $t\bar{t}$  contribution is small, no veto on additional b-tagged AK4 jets is applied. The resonance candidate mass  $m_{\text{VH}}$  is defined as the invariant mass of the Z boson and the AK8 jet.

The signal efficiency for the combined  $0\ell$ ,  $1\ell$ , and  $2\ell$  channels following these selections is 20–30% for the 2 b-tagged subjet categories for a resonance mass  $m_\chi = 1$  TeV, decreasing to about 10% for  $m_\chi = 4$  TeV. The 1 b-tagged subjet categories provide an additional 10% efficiency at  $m_\chi = 1$  TeV, rising to 20% at  $m_\chi = 4$  TeV.

## 6 Background estimation

The main source of background events originates from the production of a vector boson in association with jets, and the subsequent decay of the vector boson into one of the considered leptonic final states. This background is relevant both when genuine b jets are identified and when a jet originating from a lighter quark or a gluon is misidentified as originating from a b quark. In the  $1\ell$  and  $2\ell$  channels, the main contributions are due to  $W \rightarrow \ell\nu$  and  $Z \rightarrow \ell\ell$  processes, respectively. In the  $0\ell$  channel  $Z \rightarrow \nu\nu$  and  $W \rightarrow \ell\nu$  processes account for approximately 60% and 40% of the V+jets background, respectively. In the latter case, the lepton is either emitted outside the detector acceptance, or is not reconstructed and identified. A sizable background originates from b jets and W bosons from top quark decays. Minor contributions come from  $t+X$ ,  $VV$ ,  $VH$ , and multijet processes.

The normalization of the top quark background ( $t\bar{t}$  and  $t+X$ ) is determined in top quark enriched control regions where the simulated  $m_j$  and  $m_{\text{VH}}$  distributions are also checked against

data. Four top quark control regions are defined, depending on the number of reconstructed leptons (0 or 1) and the number of b-tagged subjects (1 or 2). The top quark control regions are defined by inverting the b tagging veto on the AK4 jets in the event, and by applying a tight b tagging selection to obtain a  $t\bar{t}$  sample with higher purity. Data are found to be in agreement with the shape of the simulated  $m_j$  and  $m_{VH}$  distributions. Multiplicative scale factors are derived for each region from the difference in normalization between data and simulation, after subtracting the contribution of the other backgrounds from the data. These factors, reported in Table 1, are applied to correct the normalization of the  $t\bar{t}$  and t+X background. In the dilepton channel, due to the small number of events, the  $t\bar{t}$  normalization and shape are taken from simulation.

Table 1: Scale factors derived for the normalization of the estimated  $t\bar{t}$  and t+X backgrounds from simulation, for different event categories. Electron and muon categories are merged. Uncertainties due to the limited size of the event samples (stat) and the uncertainty in the b tagging efficiency (syst) are reported separately.

	category	scale factor	stat	syst
1 b tag	$1\ell$	0.82	$\pm 0.03$	$\pm 0.04$
	$0\ell$	0.85	$\pm 0.06$	$\pm 0.04$
2 b tag	$1\ell$	0.83	$\pm 0.07$	$\pm 0.04$
	$0\ell$	0.54	$\pm 0.13$	$\pm 0.02$

The contribution of the dominant V+jets background is estimated through a procedure based on data. Signal-depleted samples are defined, containing events that pass all selections described in Section 5 apart from the requirement on the pruned jet mass. Two  $m_j$  sidebands (SB) are considered, and used to predict the background contributions in the signal region (SR). The lower and upper sidebands accept events falling in the ranges  $30 < m_j < 65$  GeV and  $m_j > 135$  GeV, respectively. Analytic functions are fitted to the distributions of  $m_j$  found in simulation, considering separately V+jets,  $t\bar{t}$  and t+X, and all SM diboson production processes. The  $m_j$  spectrum in V+jets events consists of a smoothly falling distribution, while diboson samples present one or two peaks corresponding to the W/Z and Higgs boson masses. Top quark samples have instead one peak in the  $m_j$  spectrum for hadronically decaying W bosons and one for the top quark itself, in events where the hadronic W boson or top quark is reconstructed within the selected AK8 jet.

The shape and normalization of the  $m_j$  distribution for the main V+jets background is extracted from a fit of the sum of all contributing processes to the SB data, after fixing the shape and normalization of the subdominant backgrounds. The fits to the  $m_j$  distributions are shown in Fig. 1. The normalization of the diboson processes is derived from simulation, while the top quark normalization is taken from the control regions with the exception of the dilepton channels. The procedure is repeated selecting an alternative function to model the  $m_j$  distribution for the main background. The difference between the results obtained with the main and the alternative function is considered as a systematic uncertainty. The number of expected and observed events in the SR are reported separately for each category in Table 2. A deficit of 2.4 standard deviations is observed in the  $1\mu$ , 2 b tag category.

The shape of the V+jets background distribution in the  $m_{VH}$  variable is obtained via a transfer function determined from simulation as:

$$\alpha(m_{VH}) = \frac{N_{SR}^{\text{sim},V+\text{jets}}(m_{VH})}{N_{SB}^{\text{sim},V+\text{jets}}(m_{VH})} \quad (1)$$

where  $N_{SR}^{\text{sim},V+\text{jets}}(m_{VH})$ ,  $N_{SB}^{\text{sim},V+\text{jets}}(m_{VH})$  are two-parameter probability density functions de-



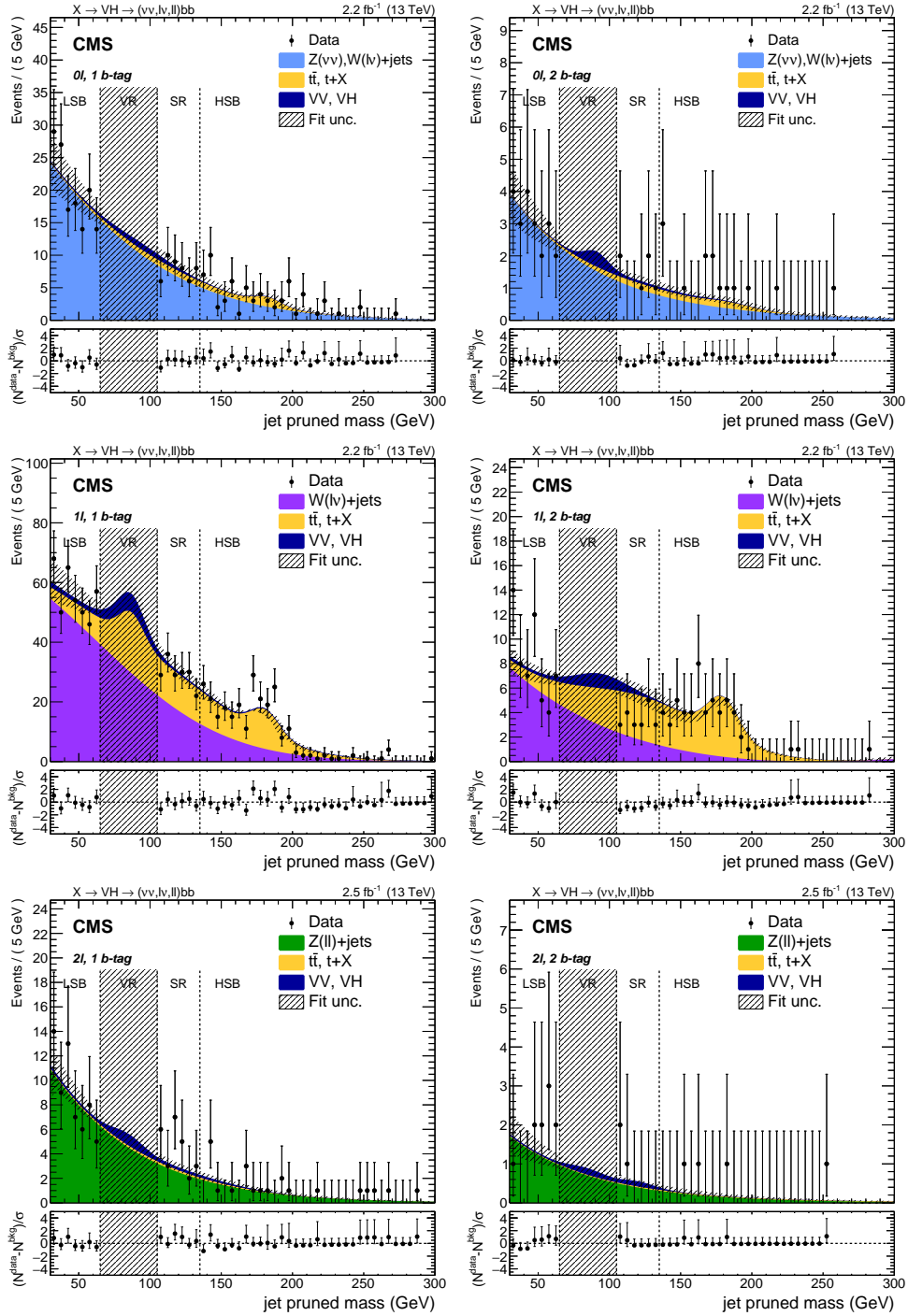


Figure 1: Pruned jet mass distribution of the leading AK8 jet in the  $0\ell$  (upper),  $1\ell$  (middle), and  $2\ell$  (lower) categories, and separately for the 1 (left) and 2 (right)  $b$ -tagged subjet selections. The shaded band representing the uncertainty from the fit to data in the pruned jet mass sidebands. The observed data are indicated by black markers. The dashed vertical lines separate the lower (LSB) and upper (HSB) sidebands, the  $W$  and  $Z$  bosons mass region (VR), and the signal region (SR). The bottom panels report the pulls in each bin,  $(N^{\text{data}} - N^{\text{bkg}})/\sigma$ , where  $\sigma$  is the Poisson uncertainty in data. The error bars represent the normalized Poisson errors on the data.

Table 2: Expected and observed numbers of events in the signal region, for all event categories. Three separate sources of uncertainty in the expected numbers are reported: statistical uncertainty from the fit procedure (fit), the shape of the top quark and diboson background distributions ( $t\bar{t}$ ,  $VV$ ), and the difference between the nominal and alternative function choice for the fit (alt. function).

category	events		uncertainties			
	observed	expected	fit	$t\bar{t}$ , $VV$	alt. function	
1 b tag	$0\ell$	47	49.5	$\pm 8.5$	$\pm 0.4$	$\pm 6.9$
	1e	57	73	$\pm 23$	$\pm 1$	$\pm 6$
	$1\mu$	119	123	$\pm 8$	$\pm 1$	$\pm 5$
	2e	7	4.8	$\pm 1.1$	$\pm 0.1$	$\pm 1.0$
	$2\mu$	19	13.2	$\pm 1.8$	$\pm 0.1$	$\pm 0.8$
2 b tag	$0\ell$	6	8.0	$\pm 1.3$	$\pm 0.2$	$\pm 1.2$
	1e	7	8.7	$\pm 1.0$	$\pm 0.3$	$\pm 0.5$
	$1\mu$	14	29.5	$\pm 3.4$	$\pm 1.0$	$\pm 0.9$
	2e	2	1.1	$\pm 0.5$	$\pm 0.1$	$\pm 0.1$
	$2\mu$	1	1.9	$\pm 0.7$	$< 0.1$	$\pm 0.3$

terminated from the  $m_{VH}$  spectra in the SR and the SB of the simulated V+jets sample, respectively. The ratio  $\alpha(m_{VH})$  accounts for the correlations and the small kinematic differences involved in the interpolation from the sidebands to the SR, and is largely independent of the shape uncertainties and the assumptions on the overall cross section. The shape of the main background is extracted from data in the  $m_j$  sidebands, after multiplying the obtained distribution by the  $\alpha(m_{VH})$  ratio. The overall predicted background distribution in the SR,  $N_{SR}^{\text{pred}}(m_{VH})$ , is given by the following relation:

$$N_{SR}^{\text{pred}}(m_{VH}) = N_{SB}^{\text{obs},V+\text{jets}}(m_{VH}) \alpha(m_{VH}) + N_{SR}^{\text{sim},t\bar{t}}(m_{VH}) + N_{SR}^{\text{sim},VV}(m_{VH}) \quad (2)$$

where  $N_{SB}^{\text{obs},V+\text{jets}}(m_{VH})$  is the probability distribution function obtained from a fit to data in the  $m_j$  sidebands of the sum of the background components, and  $N_{SR}^{\text{sim},t\bar{t}}(m_{VH})$  and  $N_{SR}^{\text{sim},VV}(m_{VH})$  are the  $t\bar{t}$  and diboson components, respectively, fixed to the shapes and normalizations derived from the simulated samples and control regions. The observed data in the SR are in agreement with the predicted background, as shown in Fig. 2.

The validity and robustness of this method is tested on data by splitting the lower  $m_j$  sideband in two and predicting shape and normalization of the intermediate sideband from the lower and upper sidebands. The number of events and distributions found in data are compatible with the prediction within the systematic uncertainties.

The shape of the reconstructed signal mass distribution is extracted from the simulated signal samples. The signal shape is parametrized separately for each channel with a Gaussian peak and an exponential to model the lower tails. The resolution of the reconstructed  $m_{VH}$  is given by the width of the Gaussian core for the  $1\ell$  and  $2\ell$  channels and by the RMS of the  $m_{VH}^T$  distribution in the  $0\ell$  channel, and is found to be 10–16%, 8–5%, 5–3% of  $m_X$  in the  $0\ell$ ,  $1\ell$ , and  $2\ell$  channels, respectively, depending on the mass of the resonance.

## 7 Systematic uncertainties

The sensitivity of this analysis is limited by statistical rather systematic uncertainties.

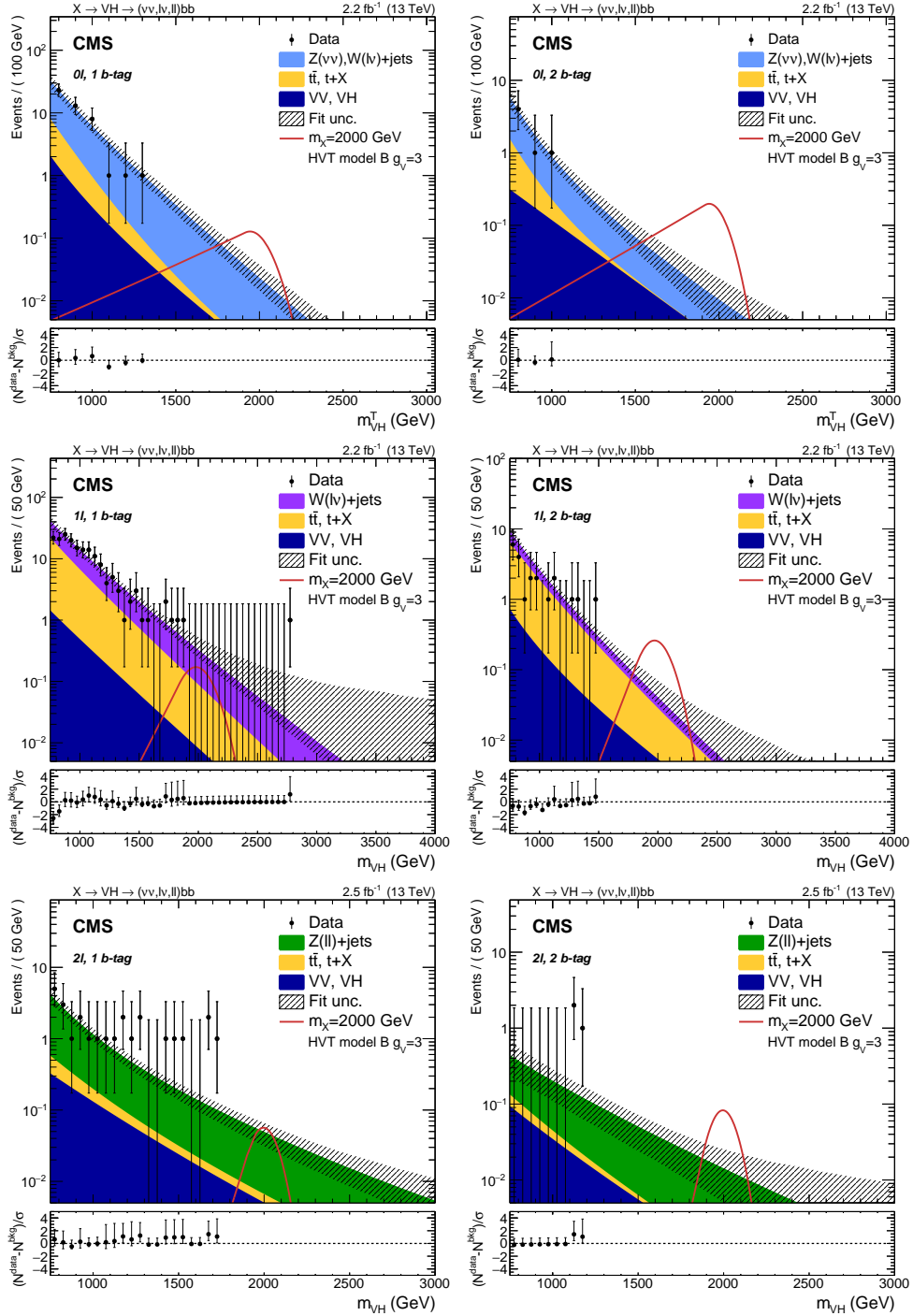


Figure 2: Resonance candidate mass  $m_{VH}$  distributions in the 0 $\ell$  (upper), 1 $\ell$  (middle), and 2 $\ell$  (lower) categories, and separately for the 1 (left) and 2 (right) b-tagged subjet selections. The expected background events are shown with the filled area, and the shaded band represents the total background uncertainty. The observed data are indicated by black markers, and the potential contribution of a resonance with  $m_\chi = 2000$  GeV produced in the context of the HVT model B with  $g_V = 3$  is shown with a solid red line. The bottom panels report the pulls in each bin,  $(N^{\text{data}} - N^{\text{bkg}})/\sigma$ , where  $\sigma$  is the Poisson uncertainty in data. The error bars represent the normalized Poisson errors on the data.

The systematic uncertainty in the V+jets background yield is dominated by the statistical uncertainty associated with the number of data events in the  $m_j$  sideband. Minor contributions arise from the propagation of the uncertainties in the shape of the function modeling the  $m_j$  distributions of the  $t\bar{t}$  and VV backgrounds. The  $t\bar{t}$  and t+X normalization uncertainty, in the  $0\ell$  and  $1\ell$  categories, originates from the limited number of events in the top quark control regions. The diboson normalization uncertainty depends on the propagation of the theoretical uncertainties in the relevant phase space, and is estimated to be 20%. Given the rather large scale factor observed in the  $0\ell, 2b$  tag  $t\bar{t}$  control region, the top quark normalization uncertainty in the  $2\ell$  category is conservatively taken to be 50%.

The uncertainties in the V+jets background shape are estimated from the covariance matrix of the fit to data of the  $m_{VH}$  distribution in the sideband regions and from the uncertainties in the modeling of the  $\alpha(m_{VH})$  ratio, which depends on the number of data and simulation events, respectively.

Other sources of uncertainty affect both the normalization and shape of the simulated signal and the subdominant backgrounds. The uncertainties in the trigger efficiency and the electron, muon, and  $\tau$  lepton reconstruction, identification, and isolation are evaluated through specific studies of events with dilepton masses in the region of the Z peak, and amount to a 6–8% uncertainty for the categories with charged leptons, and 3% in the  $0\ell$  categories. In the  $1\ell$  and  $2\ell$  categories, the lepton energy scale and resolution are propagated to the signal shape, and the resulting uncertainties in the mean and the width of the signal model are estimated to be as large as 16% and 10%, respectively, depending on the lepton flavor and signal mass. The jet energy scale and resolution [44] affect both shape and selection efficiencies. The jet energy corrections, propagated to the jet mass, are also taken into account, and are responsible for a 5% variation in the background, and a variation of 1–3%, depending on the mass hypothesis, in the number of signal events. The jet energy resolution accounts for an additional 2–3% uncertainty. The effects are propagated to the  $m_{VH}$  distributions and considered as uncertainties in the subdominant backgrounds and signal samples. As a result, in the signal sample a 0.3% uncertainty is assigned to the mean of the signal shape, and 1.0% to the width.

The efficiency for signal events to enter the SR jet mass window is evaluated with HERWIG [52, 53] as an alternative showering algorithm. The 7% difference observed with respect to the default PYTHIA showering is taken to be the systematic uncertainty.

Uncertainties on the b tagging efficiency [48] represent the largest source of normalization uncertainty for samples that are not normalized to data. For the signal efficiency, these uncertainties in the yield of between 4–15% and 8–30%, depending on  $m_{VH}$ , are estimated in the 1 and 2 b-tagged subjet categories, respectively; for background events, respective uncertainties of 5 and 12% are found in the two cases. An additional 10% b tagging uncertainty is assigned to the  $t\bar{t}$  background to account for the extrapolation from the top quark control region to the SR.

The factorization and renormalization scale uncertainties associated with the event generators are estimated by varying the corresponding scales up and down by a factor of 2, and are responsible for a 5% normalization variation in the estimated diboson background. The effect of these scale uncertainties is propagated to the  $t\bar{t}$  and VV background distributions, and the difference in the  $m_{VH}$  distribution parameters is taken as an additional shape uncertainty. The effect on the signal shape modeling is negligible, and the resulting normalization uncertainty is 4–12%, depending on  $m_{VH}$ .

Additional systematic uncertainties affecting the normalization of backgrounds and signal from pileup contributions (3 and 0.5%), integrated luminosity (2.7%) [54],  $E_T^{\text{miss}}$  scale and resolution

(1% in the  $0\ell$  channel), and the choice of PDFs [55] (3% for acceptance, and 4–18% for signal normalization) are also included in the analysis.

## 8 Results and interpretation

Results are obtained from a combined signal and background fit to the unbinned  $m_{\text{VH}}$  distribution, based on a profile likelihood. Systematic uncertainties are treated as nuisance parameters and are profiled in the statistical interpretation [56–59]. The background-only hypothesis is tested against the  $X \rightarrow \text{VH}$  signal in the ten categories. The asymptotic modified frequentist method is used to determine limits at 95% confidence level (CL) on the contribution from signal. Limits are derived on the product of the cross section for a heavy vector boson  $X$  and the branching fractions for the decays  $X \rightarrow \text{VH}$  and  $\text{H} \rightarrow \text{b}\bar{\text{b}}$ , denoted  $\sigma(X) \mathcal{B}(X \rightarrow \text{VH}) \mathcal{B}(\text{H} \rightarrow \text{b}\bar{\text{b}})$ . The  $0\ell$  and  $2\ell$  categories are combined to provide upper limits for the case where  $X$  is a heavy spin-1 vector singlet  $Z'$ , in the narrow-width approximation. Similarly the  $1\ell$  categories are combined to provide limits for the case where  $X$  is a heavy  $W'$ . The exclusion limits are reported in Fig. 3. These limits are verified with the modified frequentist  $\text{CL}_s$  method, obtaining results compatible with those obtained with the asymptotic formula.

The result of this study is primarily interpreted in the context of a simplified model with a triplet of heavy vector bosons ( $V^\pm, V^0$ ) [18]. The predictions of the benchmark model B are superimposed on the exclusion limits in Fig. 3. All the  $0\ell$ ,  $1\ell$ , and  $2\ell$  channels are combined to put stringent exclusion limits on the HVT model, scenario B, assuming the  $Z'$  and  $W'$  cross sections as predicted by the model. There are normalization increases caused by event migration between the leptonic channels, which are estimated to be 5–10% in the  $0\ell$  channel, due to mis-assigned  $W'$  events, and less than 1% in the  $1\ell$  channel, due to mis-assigned  $Z'$  events. Figure 4 presents the exclusion limits as a function of the heavy triplet mass. A resonance with  $m_\chi \lesssim 2.0 \text{ TeV}$  is excluded at 95% CL in the HVT model B.

The exclusion limit shown in Fig. 4 can be interpreted as a limit in the  $[g_{\text{VCH}}, g_{\text{CF}}^2/g_{\text{V}}]$  plane of the HVT parameters, where  $g$  represents the electroweak coupling constant. The excluded region of the parameter space for narrow resonances relative to the combination of all the considered channels is shown in Fig. 5. The fraction of the parameter space where the natural width of the resonances is larger than the typical experimental resolution of 5%, and thus the narrow width approximation is not valid, is also indicated in Fig. 5. The exclusion of the parameter space significantly improves on the reach of  $\sqrt{s} = 8 \text{ TeV}$  searches in the  $1\ell$  [22] and all-hadronic channels [20].

## 9 Summary

A search for a heavy resonance with mass between 800 and 4000 GeV, decaying into a vector boson and a Higgs boson, has been described. The data samples were collected by the CMS experiment at  $\sqrt{s} = 13 \text{ TeV}$  during 2015, and correspond to integrated luminosities of 2.2–2.5  $\text{fb}^{-1}$ , depending on the channel. The final states explored include the leptonic decay modes of the vector boson, events with zero ( $Z \rightarrow \nu\nu$ ), exactly one ( $W \rightarrow \ell\nu$ ), and two ( $Z \rightarrow \ell\ell$ ) charged leptons, with  $\ell = e, \mu$ . Higgs bosons are reconstructed from their decays to  $\text{b}\bar{\text{b}}$  pairs. Depending on the resonance mass, upper limits in the range 10–200 fb are set on the product of the cross section for a narrow spin-1 resonance and the branching fractions for the decay of the resonance into a Higgs and a vector boson, and for the decay of the Higgs boson into a pair of b quarks. Resonances with masses lower than 2 TeV are excluded within the heavy vector

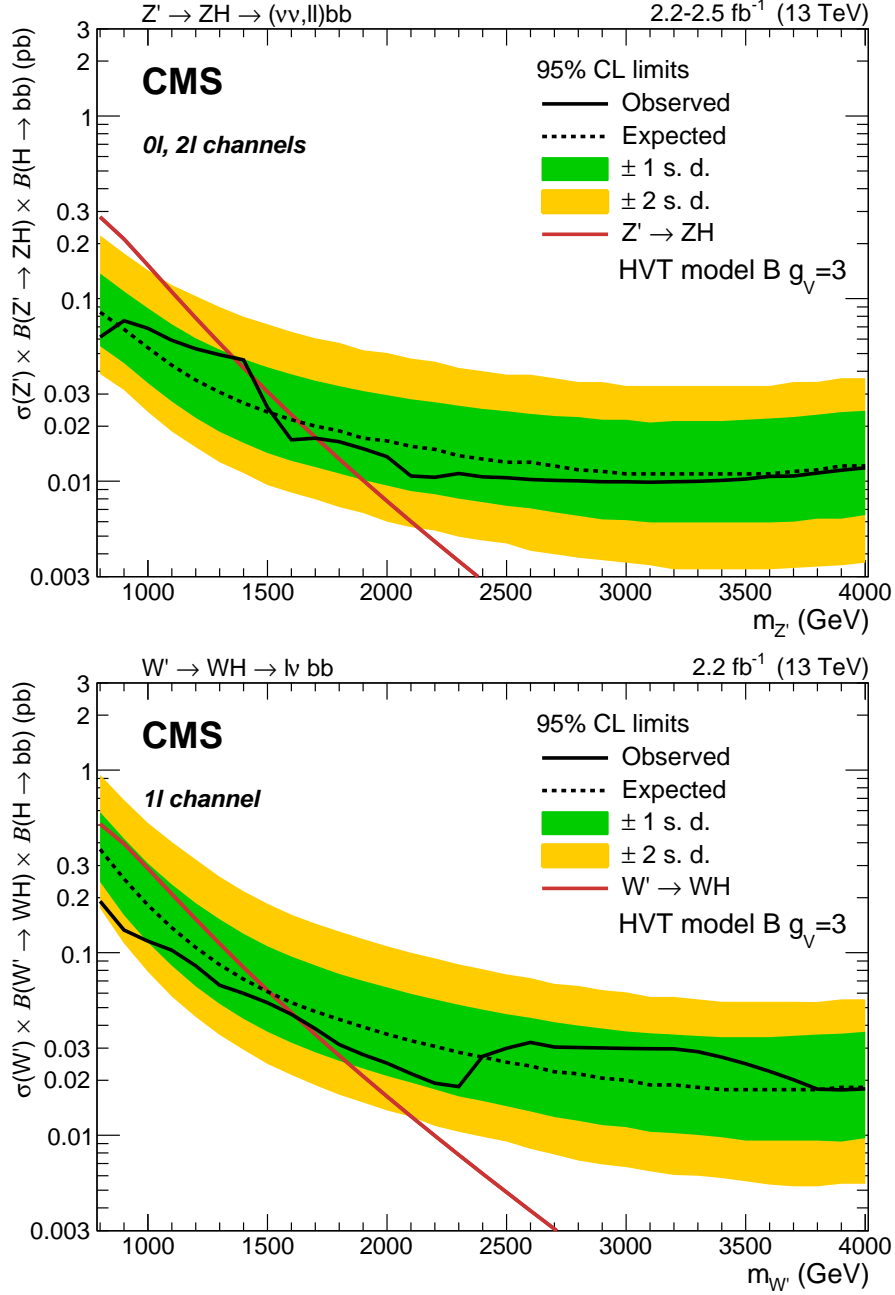


Figure 3: Observed and expected 95% CL upper limits on  $\sigma(Z') \mathcal{B}(Z' \rightarrow ZH) \mathcal{B}(H \rightarrow b\bar{b})$  (left) and  $\sigma(W') \mathcal{B}(W' \rightarrow WH) \mathcal{B}(H \rightarrow b\bar{b})$  (right) as a function of the resonance mass for a single narrow spin-1 resonance, including all statistical and systematic uncertainties. The inner green and outer yellow bands represent the  $\pm 1$  and  $\pm 2$  standard deviation uncertainties on the expected limit. The red solid curve corresponds to the cross sections predicted by the HVT model B with  $g_V = 3$ .

triplet model in the benchmark scenario B with  $g_V = 3$ . These results represent a significant reduction in the allowed parameter space for the large number of models generalized within the heavy vector triplet framework.

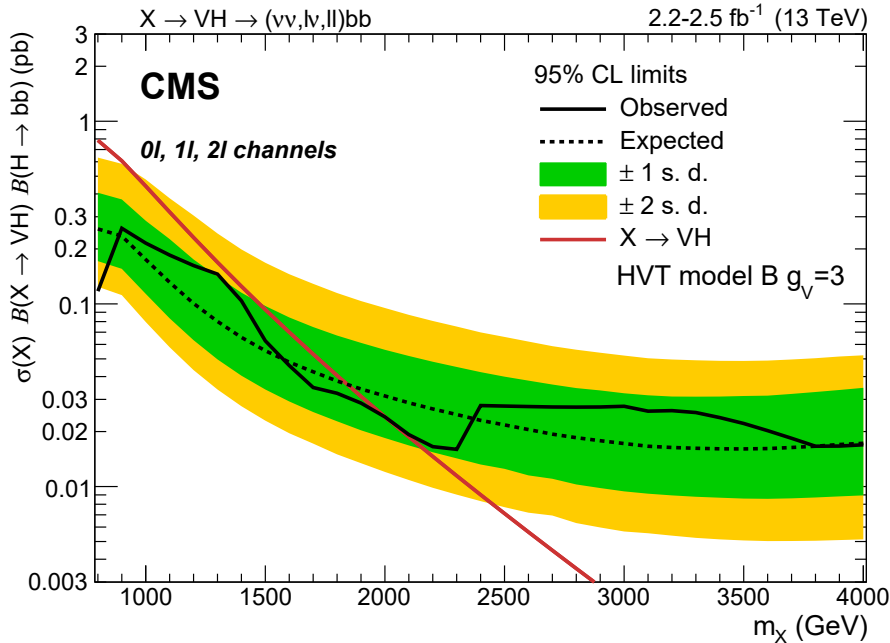


Figure 4: Observed and expected 95% CL upper limit with the  $\pm 1$  and  $\pm 2$  standard deviation uncertainty bands on  $\sigma(X) \mathcal{B}(X \rightarrow VH) \mathcal{B}(H \rightarrow bb)$  in the HVT model B benchmark scenario with  $g_V = 3$  as a function of the resonance mass, for the combination of all the considered channels.

## Acknowledgments

We congratulate our colleagues in the CERN accelerator departments for the excellent performance of the LHC and thank the technical and administrative staffs at CERN and at other CMS institutes for their contributions to the success of the CMS effort. In addition, we gratefully acknowledge the computing centers and personnel of the Worldwide LHC Computing Grid for delivering so effectively the computing infrastructure essential to our analyses. Finally, we acknowledge the enduring support for the construction and operation of the LHC and the CMS detector provided by the following funding agencies: BMWFW and FWF (Austria); FNRS and FWO (Belgium); CNPq, CAPES, FAPERJ, and FAPESP (Brazil); MES (Bulgaria); CERN; CAS, MoST, and NSFC (China); COLCIENCIAS (Colombia); MSES and CSF (Croatia); RPF (Cyprus); SENESCYT (Ecuador); MoER, ERC IUT, and ERDF (Estonia); Academy of Finland, MEC, and HIP (Finland); CEA and CNRS/IN2P3 (France); BMBF, DFG, and HGF (Germany); GSRT (Greece); OTKA and NIH (Hungary); DAE and DST (India); IPM (Iran); SFI (Ireland); INFN (Italy); MSIP and NRF (Republic of Korea); LAS (Lithuania); MOE and UM (Malaysia); BUAP, CINVESTAV, CONACYT, LNS, SEP, and UASLP-FAI (Mexico); MBIE (New Zealand); PAEC (Pakistan); MSHE and NSC (Poland); FCT (Portugal); JINR (Dubna); MON, RosAtom, RAS, and RFBR (Russia); MESTD (Serbia); SEIDI and CPAN (Spain); Swiss Funding Agencies (Switzerland); MST (Taipei); ThEPCenter, IPST, STAR, and NSTDA (Thailand); TUBITAK and TAEK (Turkey); NASU and SFFR (Ukraine); STFC (United Kingdom); DOE and NSF (USA).

Individuals have received support from the Marie-Curie program and the European Research Council and EPLANET (European Union); the Leventis Foundation; the A. P. Sloan Foundation; the Alexander von Humboldt Foundation; the Belgian Federal Science Policy Office; the Fonds pour la Formation à la Recherche dans l'Industrie et dans l'Agriculture (FRIA-Belgium); the Agentschap voor Innovatie door Wetenschap en Technologie (IWT-Belgium); the Ministry of Education, Youth and Sports (MEYS) of the Czech Republic; the Council of Science and In-

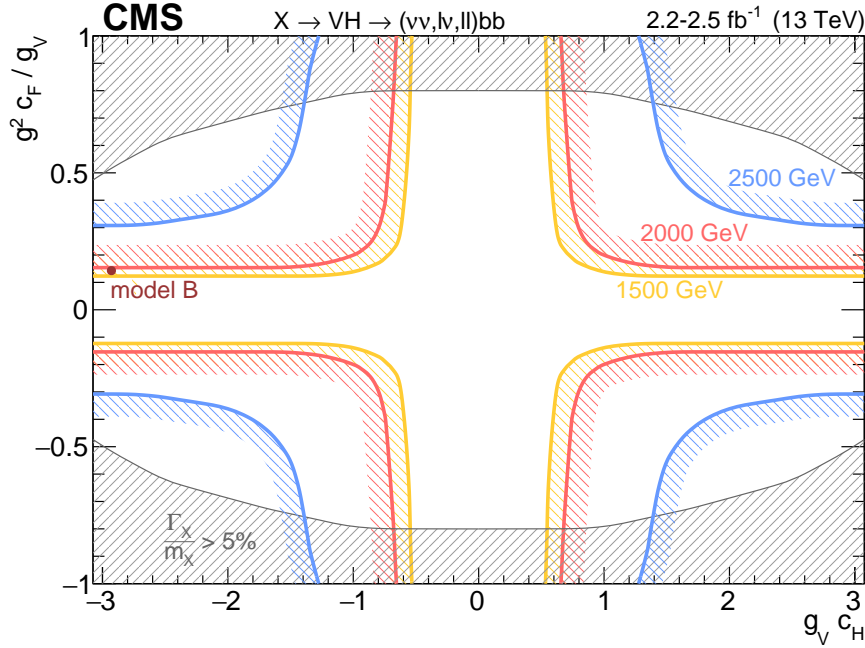


Figure 5: Observed exclusion in the HVT parameter plane  $[g_V c_H, g^2 c_F / g_V]$  for three different resonance masses (1.5, 2.0, and 2.5 TeV). The parameter  $g_V$  represents the coupling strength of the new interaction,  $c_H$  the coupling between the HVT bosons and the Higgs boson and longitudinally polarized SM vector bosons, and  $c_F$  the coupling between the heavy vector bosons and the SM fermions. The benchmark scenario B with  $g_V = 3$  is represented by the red point. The gray shaded area corresponds to the region where the resonance natural width is predicted to be larger than the typical experimental resolution (5%), and thus the narrow-width approximation breaks down.

dustrial Research, India; the HOMING PLUS program of the Foundation for Polish Science, cofinanced from European Union, Regional Development Fund, the Mobility Plus program of the Ministry of Science and Higher Education, the National Science Center (Poland), contracts Harmonia 2014/14/M/ST2/00428, Opus 2013/11/B/ST2/04202, 2014/13/B/ST2/02543 and 2014/15/B/ST2/03998, Sonata-bis 2012/07/E/ST2/01406; the Thalys and Aristeia programs cofinanced by EU-ESF and the Greek NSRF; the National Priorities Research Program by Qatar National Research Fund; the Programa Clarín-COFUND del Principado de Asturias; the Rachadapisek Sompot Fund for Postdoctoral Fellowship, Chulalongkorn University and the Chulalongkorn Academic into Its 2nd Century Project Advancement Project (Thailand); and the Welch Foundation, contract C-1845.

## References

- [1] ATLAS Collaboration, “Observation of a new particle in the search for the Standard Model Higgs boson with the ATLAS detector at the LHC”, *Phys. Lett. B* **716** (2012) 1, doi:10.1016/j.physletb.2012.08.020, arXiv:1207.7214.
- [2] CMS Collaboration, “Observation of a new boson at a mass of 125 GeV with the CMS experiment at the LHC”, *Phys. Lett. B* **716** (2012) 30, doi:10.1016/j.physletb.2012.08.021, arXiv:1207.7235.



- [3] CMS Collaboration, “Observation of a new boson with mass near 125 GeV in pp collisions at  $\sqrt{s} = 7$  and 8 TeV”, *JHEP* **06** (2013) 081, doi:10.1007/JHEP06(2013)081, arXiv:1303.4571.
- [4] ATLAS Collaboration, “Measurement of the Higgs boson mass from the  $H \rightarrow \gamma\gamma$  and  $H \rightarrow ZZ^* \rightarrow 4\ell$  channels in pp collisions at center-of-mass energies of 7 and 8 TeV with the ATLAS detector”, *Phys. Rev. D* **90** (2014) 052004, doi:10.1103/PhysRevD.90.052004, arXiv:1406.3827.
- [5] CMS Collaboration, “Precise determination of the mass of the Higgs boson and tests of compatibility of its couplings with the standard model predictions using proton collisions at 7 and 8 TeV”, *Eur. Phys. J. C* **75** (2015) 212, doi:10.1140/epjc/s10052-015-3351-7, arXiv:1412.8662.
- [6] CMS Collaboration, “Evidence for the direct decay of the 125 GeV Higgs boson to fermions”, *Nat. Phys.* **10** (2014) 557, doi:10.1038/nphys3005, arXiv:1401.6527.
- [7] ATLAS and CMS Collaborations, “Combined Measurement of the Higgs Boson Mass in pp Collisions at  $\sqrt{s} = 7$  and 8 TeV with the ATLAS and CMS Experiments”, *Phys. Rev. Lett.* **114** (2015) 191803, doi:10.1103/PhysRevLett.114.191803, arXiv:1503.07589.
- [8] R. Barbieri and G. F. Giudice, “Upper bounds on supersymmetric particle masses”, *Nuclear Physics B* **306** (aug, 1988) 63–76, doi:10.1016/0550-3213(88)90171-X.
- [9] V. D. Barger, W.-Y. Keung, and E. Ma, “A gauge model with light W and Z bosons”, *Phys. Rev. D* **22** (1980) 727, doi:10.1103/PhysRevD.22.727.
- [10] E. Salvioni, G. Villadoro, and F. Zwirner, “Minimal Z' models: present bounds and early LHC reach”, *JHEP* **09** (2009) 068, doi:10.1088/1126-6708/2009/11/068, arXiv:0909.1320.
- [11] C. Grojean, E. Salvioni, and R. Torre, “A weakly constrained W' at the early LHC”, *JHEP* **07** (2011) 002, doi:10.1007/JHEP07(2011)002, arXiv:1103.2761.
- [12] R. Contino, D. Pappadopulo, D. Marzocca, and R. Rattazzi, “On the effect of resonances in composite Higgs phenomenology”, *JHEP* **10** (2011) 081, doi:10.1007/JHEP10(2011)081.
- [13] D. Marzocca, M. Serone, and J. Shu, “General composite Higgs models”, *JHEP* **08** (2012) 13, doi:10.1007/JHEP08(2012)013.
- [14] B. Bellazzini, C. Csaki, and J. Serra, “Composite Higgses”, *Eur. Phys. J. C* **74** (2014) 2766, doi:10.1140/epjc/s10052-014-2766-x, arXiv:1401.2457.
- [15] T. Han, H. E. Logan, B. McElrath, and L.-T. Wang, “Phenomenology of the little Higgs model”, *Phys. Rev. D* **67** (2003) 095004, doi:10.1103/PhysRevD.67.095004, arXiv:hep-ph/0301040.
- [16] M. Schmaltz and D. Tucker-Smith, “Little Higgs Theories”, *Ann. Rev. Nucl. Part. Sci.* **55** (2005) 229, doi:10.1146/annurev.nucl.55.090704.151502.
- [17] M. Perelstein, “Little Higgs models and their phenomenology”, *Prog. Part. Nucl. Phys.* **58** (2007) 247, doi:10.1016/j.pnpnp.2006.04.001, arXiv:hep-ph/0512128.

- [18] D. Pappadopulo, A. Thamm, R. Torre, and A. Wulzer, “Heavy vector triplets: bridging theory and data”, *JHEP* **09** (2014) 60, doi:10.1007/JHEP09(2014)060, arXiv:1402.4431.
- [19] CMS Collaboration, “Search for a pseudoscalar boson decaying into a Z boson and the 125 GeV Higgs boson in  $\ell^+\ell^-\bar{b}b$  final states”, *Phys. Lett. B* **748** (2015) 221, doi:10.1016/j.physletb.2015.07.010, arXiv:1504.04710.
- [20] CMS Collaboration, “Search for a massive resonance decaying into a Higgs boson and a W or Z boson in hadronic final states in proton-proton collisions at  $\sqrt{s} = 8$  TeV”, *JHEP* **02** (2016) 145, doi:10.1007/JHEP02(2016)145, arXiv:1506.01443.
- [21] CMS Collaboration, “Search for Narrow High-Mass Resonances in Proton-Proton Collisions at  $\sqrt{s} = 8$  TeV Decaying to a Z and a Higgs Boson”, *Phys. Lett. B* **748** (2015) 255, doi:10.1016/j.physletb.2015.07.011, arXiv:1502.04994.
- [22] CMS Collaboration, “Search for massive WH resonances decaying into the  $\ell\nu b\bar{b}$  final state at  $\sqrt{s} = 8$  TeV”, *Eur. Phys. J. C* **76** (2016) 1, doi:10.1140/epjc/s10052-016-4067-z, arXiv:1601.06431.
- [23] J. Alwall et al., “The automated computation of tree-level and next-to-leading order differential cross sections, and their matching to parton shower simulations”, *JHEP* **07** (2014) 079, doi:10.1007/JHEP07(2014)079, arXiv:1405.0301.
- [24] Y. Li and F. Petriello, “Combining QCD and electroweak corrections to dilepton production in FEWZ”, *Phys. Rev. D* **86** (2012) 094034, doi:10.1103/PhysRevD.86.094034, arXiv:1208.5967.
- [25] S. Kallweit et al., “NLO QCD+EW predictions for V+jets including off-shell vector-boson decays and multijet merging”, *JHEP* **04** (2016) 021, doi:10.1007/JHEP04(2016)021, arXiv:1511.08692.
- [26] P. Nason, “A new method for combining NLO QCD with shower Monte Carlo algorithms”, *JHEP* **11** (2004) 040, doi:10.1088/1126-6708/2004/11/040, arXiv:hep-ph/0409146.
- [27] S. Frixione, P. Nason, and C. Oleari, “Matching NLO QCD computations with Parton Shower simulations: the POWHEG method”, *JHEP* **11** (2007) 070, doi:10.1088/1126-6708/2007/11/070, arXiv:0709.2092.
- [28] S. Alioli, P. Nason, C. Oleari, and E. Re, “A general framework for implementing NLO calculations in shower Monte Carlo programs: the POWHEG BOX”, *JHEP* **06** (2010) 043, doi:10.1007/JHEP06(2010)043, arXiv:1002.2581.
- [29] M. Czakon and A. Mitov, “Top++: A program for the calculation of the top-pair cross-section at hadron colliders”, *Comput. Phys. Commun.* **185** (2014) 2930, doi:10.1016/j.cpc.2014.06.021, arXiv:1112.5675.
- [30] T. Sjöstrand, S. Mrenna, and P. Skands, “A brief introduction to PYTHIA 8.1”, *Comput. Phys. Commun.* **178** (2008) 852, doi:10.1016/j.cpc.2008.01.036, arXiv:0710.3820.
- [31] T. Sjöstrand, S. Mrenna, and P. Skands, “PYTHIA 6.4 physics and manual”, *JHEP* **05** (2006) 026, doi:10.1088/1126-6708/2006/05/026, arXiv:hep-ph/0603175.

- [32] P. Skands, S. Carrazza, and J. Rojo, “Tuning PYTHIA 8.1: the Monash 2013 Tune”, *Eur. Phys. J. C* **74** (2014) 3024, doi:10.1140/epjc/s10052-014-3024-y, arXiv:1404.5630.
- [33] CMS Collaboration, “Event generator tunes obtained from underlying event and multiparton scattering measurements”, *Eur. Phys. J. C* **76** (2016) 155, doi:10.1140/epjc/s10052-016-3988-x, arXiv:1512.00815.
- [34] NNPDF Collaboration, “Parton distributions for the LHC Run II”, *JHEP* **04** (2015) 040, doi:10.1007/JHEP04(2015)040, arXiv:1410.8849.
- [35] GEANT4 Collaboration, “GEANT4—a simulation toolkit”, *Nucl. Instrum. Meth. A* **506** (2003) 250, doi:10.1016/S0168-9002(03)01368-8.
- [36] CMS Collaboration, “The CMS experiment at the CERN LHC”, *JINST* **3** (2008) S08004, doi:10.1088/1748-0221/3/08/S08004.
- [37] CMS Collaboration, “Description and performance of track and primary-vertex reconstruction with the CMS tracker”, *JINST* **9** (2014) P10009, doi:10.1088/1748-0221/9/10/P10009, arXiv:1405.6569.
- [38] CMS Collaboration, “Performance of CMS muon reconstruction in pp collision events at  $\sqrt{s} = 7$  TeV”, *JINST* **7** (2012) P10002, doi:10.1088/1748-0221/7/10/P10002, arXiv:1206.4071.
- [39] CMS Collaboration, “Particle-flow event reconstruction in CMS and performance for jets, taus, and  $E_T^{\text{miss}}$ ”, CMS Physics Analysis Summary CMS-PAS-PFT-09-001, CERN, 2009.
- [40] CMS Collaboration, “Commissioning of the particle-flow event with the first LHC collisions recorded in the CMS detector”, CMS Physics Analysis Summary CMS-PAS-PFT-10-001, CERN, 2010.
- [41] M. Cacciari, G. P. Salam, and G. Soyez, “The anti- $k_t$  jet clustering algorithm”, *JHEP* **04** (2008) 063, doi:10.1088/1126-6708/2008/04/063, arXiv:0802.1189.
- [42] M. Cacciari, G. P. Salam, and G. Soyez, “FastJet user manual”, *Eur. Phys. J. C* **72** (2012) 1896, doi:10.1140/epjc/s10052-012-1896-2, arXiv:1111.6097.
- [43] M. Cacciari, G. P. Salam, and G. Soyez, “The catchment area of jets”, *JHEP* **04** (2008) 005, doi:10.1088/1126-6708/2008/04/005, arXiv:0802.1188.
- [44] CMS Collaboration, “Jet energy scale and resolution in the CMS experiment in pp collisions at 8 TeV”, (2016). arXiv:1607.03663. Submitted to JINST.
- [45] S. D. Ellis, C. K. Vermilion, and J. R. Walsh, “Recombination Algorithms and Jet Substructure: Pruning as a Tool for Heavy Particle Searches”, *Phys. Rev. D* **81** (2010) 094023, doi:10.1103/PhysRevD.81.094023, arXiv:0912.0033.
- [46] M. Dasgupta, A. Fregoso, S. Marzani, and G. P. Salam, “Towards an understanding of jet substructure”, *JHEP* **09** (2013) 029, doi:10.1007/JHEP09(2013)029, arXiv:1307.0007.
- [47] A. J. Larkoski, S. Marzani, G. Soyez, and J. Thaler, “Soft drop”, *JHEP* **05** (2014) 146, doi:10.1007/JHEP05(2014)146, arXiv:1402.2657.

- [48] CMS Collaboration, “Identification of b quark jets at the CMS Experiment in the LHC Run 2”, CMS Physics Analysis Summary CMS-PAS-BTV-15-001, CERN, 2016.
- [49] CMS Collaboration, “Performance of missing energy reconstruction in 13 TeV pp collision data using the CMS detector”, CMS Physics Analysis Summary CMS-PAS-JME-16-004, CERN, 2016.
- [50] CMS Collaboration, “Performance of electron reconstruction and selection with the CMS detector in proton-proton collisions at  $\sqrt{s} = 8$  TeV”, *JINST* **10** (2015) P06005, doi:10.1088/1748-0221/10/06/P06005, arXiv:1502.02701.
- [51] CMS Collaboration, “Reconstruction and identification of  $\tau$  lepton decays to hadrons and  $\nu_\tau$  at CMS”, *JINST* **11** (2016) P01019, doi:10.1088/1748-0221/11/01/P01019, arXiv:1510.07488.
- [52] J. Bellm et al., “Herwig 7.0/Herwig++ 3.0 release note”, *Eur. Phys. J. C* **76** (2016) 196, doi:10.1140/epjc/s10052-016-4018-8, arXiv:1512.01178.
- [53] M. Bähr et al., “Herwig++ physics and manual”, *Eur. Phys. J. C* **58** (2008) 639, doi:10.1140/epjc/s10052-008-0798-9, arXiv:0803.0883.
- [54] CMS Collaboration, “CMS Luminosity Measurement for the 2015 Data Taking Period”, CMS Physics Analysis Summary CMS-PAS-LUM-15-001, CERN, 2015.
- [55] J. Butterworth et al., “PDF4LHC recommendations for LHC Run II”, *J. Phys. G* **43** (2016) 23001, doi:10.1088/0954-3899/43/2/023001, arXiv:1510.03865.
- [56] T. Junk, “Confidence level computation for combining searches with small statistics”, *Nucl. Instrum. Meth. A* **434** (1999) 435, doi:10.1016/S0168-9002(99)00498-2, arXiv:hep-ex/9902006.
- [57] A. L. Read, “Presentation of search results: the  $CL_s$  technique”, *J. Phys. G* **28** (2002) 2693, doi:10.1088/0954-3899/28/10/313.
- [58] CMS and ATLAS Collaborations, “Procedure for the LHC Higgs boson search combination in Summer 2011”, Technical Report CMS-NOTE-2011-005, ATL-PHYS-PUB-2011-11, CERN, 2011.
- [59] G. Cowan, K. Cranmer, E. Gross, and O. Vitells, “Asymptotic formulae for likelihood-based tests of new physics”, *Eur. Phys. J. C* **71** (2011) 1554, doi:10.1140/epjc/s10052-011-1554-0, arXiv:1007.1727. [Erratum: doi:10.1140/epjc/s10052-013-2501-z].

## A The CMS Collaboration

### Yerevan Physics Institute, Yerevan, Armenia

V. Khachatryan, A.M. Sirunyan, A. Tumasyan

### Institut für Hochenergiephysik, Wien, Austria

W. Adam, E. Asilar, T. Bergauer, J. Brandstetter, E. Brondolin, M. Dragicevic, J. Erö, M. Flechl, M. Friedl, R. Frühwirth<sup>1</sup>, V.M. Ghete, C. Hartl, N. Hörmann, J. Hrubec, M. Jeitler<sup>1</sup>, A. König, I. Krätschmer, D. Liko, T. Matsushita, I. Mikulec, D. Rabady, N. Rad, B. Rahbaran, H. Rohringer, J. Schieck<sup>1</sup>, J. Strauss, W. Waltenberger, C.-E. Wulz<sup>1</sup>

### Institute for Nuclear Problems, Minsk, Belarus

O. Dvornikov, V. Makarenko, V. Zykunov

### National Centre for Particle and High Energy Physics, Minsk, Belarus

V. Mossolov, N. Shumeiko, J. Suarez Gonzalez

### Universiteit Antwerpen, Antwerpen, Belgium

S. Alderweireldt, E.A. De Wolf, X. Janssen, J. Lauwers, M. Van De Klundert, H. Van Haevermaet, P. Van Mechelen, N. Van Remortel, A. Van Spilbeek

### Vrije Universiteit Brussel, Brussel, Belgium

S. Abu Zeid, F. Blekman, J. D'Hondt, N. Daci, I. De Bruyn, K. Deroover, N. Heracleous, S. Lowette, S. Moortgat, L. Moreels, A. Olbrechts, Q. Python, S. Tavernier, W. Van Doninck, P. Van Mulders, I. Van Parijs

### Université Libre de Bruxelles, Bruxelles, Belgium

H. Brun, B. Clerbaux, G. De Lentdecker, H. Delannoy, G. Fasanella, L. Favart, R. Goldouzian, A. Grebenyuk, G. Karapostoli, T. Lenzi, A. Léonard, J. Luetic, T. Maerschalk, A. Marinov, A. Randle-conde, T. Seva, C. Vander Velde, P. Vanlaer, R. Yonamine, F. Zenoni, F. Zhang<sup>2</sup>

### Ghent University, Ghent, Belgium

A. Cimmino, T. Cornelis, D. Dobur, A. Fagot, G. Garcia, M. Gul, D. Poyraz, S. Salva, R. Schöfbeck, A. Sharma, M. Tytgat, W. Van Driessche, E. Yazgan, N. Zaganidis

### Université Catholique de Louvain, Louvain-la-Neuve, Belgium

H. Bakhshiansohi, C. Beluffi<sup>3</sup>, O. Bondu, S. Brochet, G. Bruno, A. Caudron, S. De Visscher, C. Delaere, M. Delcourt, B. Francois, A. Giammanco, A. Jafari, P. Jez, M. Komm, V. Lemaitre, A. Magitteri, A. Mertens, M. Musich, C. Nuttens, K. Piotrkowski, L. Quertenmont, M. Selvaggi, M. Vidal Marono, S. Wertz

### Université de Mons, Mons, Belgium

N. Beliy

### Centro Brasileiro de Pesquisas Fisicas, Rio de Janeiro, Brazil

W.L. Aldá Júnior, F.L. Alves, G.A. Alves, L. Brito, C. Hensel, A. Moraes, M.E. Pol, P. Rebello Teles

### Universidade do Estado do Rio de Janeiro, Rio de Janeiro, Brazil

E. Belchior Batista Das Chagas, W. Carvalho, J. Chinellato<sup>4</sup>, A. Custódio, E.M. Da Costa, G.G. Da Silveira<sup>5</sup>, D. De Jesus Damiao, C. De Oliveira Martins, S. Fonseca De Souza, L.M. Huertas Guativa, H. Malbouisson, D. Matos Figueiredo, C. Mora Herrera, L. Mundim, H. Nogima, W.L. Prado Da Silva, A. Santoro, A. Sznajder, E.J. Tonelli Manganote<sup>4</sup>, A. Vilela Pereira

**Universidade Estadual Paulista <sup>a</sup>, Universidade Federal do ABC <sup>b</sup>, São Paulo, Brazil**

S. Ahuja<sup>a</sup>, C.A. Bernardes<sup>b</sup>, S. Dogra<sup>a</sup>, T.R. Fernandez Perez Tomei<sup>a</sup>, E.M. Gregores<sup>b</sup>, P.G. Mercadante<sup>b</sup>, C.S. Moon<sup>a</sup>, S.F. Novaes<sup>a</sup>, Sandra S. Padula<sup>a</sup>, D. Romero Abad<sup>b</sup>, J.C. Ruiz Vargas

**Institute for Nuclear Research and Nuclear Energy, Sofia, Bulgaria**

A. Aleksandrov, R. Hadjiiska, P. Iaydjiev, M. Rodozov, S. Stoykova, G. Sultanov, M. Vutova

**University of Sofia, Sofia, Bulgaria**

A. Dimitrov, I. Glushkov, L. Litov, B. Pavlov, P. Petkov

**Beihang University, Beijing, China**

W. Fang<sup>6</sup>

**Institute of High Energy Physics, Beijing, China**

M. Ahmad, J.G. Bian, G.M. Chen, H.S. Chen, M. Chen, Y. Chen<sup>7</sup>, T. Cheng, C.H. Jiang, D. Leggat, Z. Liu, F. Romeo, S.M. Shaheen, A. Spiezia, J. Tao, C. Wang, Z. Wang, H. Zhang, J. Zhao

**State Key Laboratory of Nuclear Physics and Technology, Peking University, Beijing, China**

Y. Ban, G. Chen, Q. Li, S. Liu, Y. Mao, S.J. Qian, D. Wang, Z. Xu

**Universidad de Los Andes, Bogota, Colombia**

C. Avila, A. Cabrera, L.F. Chaparro Sierra, C. Florez, J.P. Gomez, C.F. González Hernández, J.D. Ruiz Alvarez, J.C. Sanabria

**University of Split, Faculty of Electrical Engineering, Mechanical Engineering and Naval Architecture, Split, Croatia**

N. Godinovic, D. Lelas, I. Puljak, P.M. Ribeiro Cipriano, T. Sculac

**University of Split, Faculty of Science, Split, Croatia**

Z. Antunovic, M. Kovac

**Institute Rudjer Boskovic, Zagreb, Croatia**

V. Brigljevic, D. Ferencek, K. Kadija, S. Micanovic, L. Sudic, T. Susa

**University of Cyprus, Nicosia, Cyprus**

A. Attikis, G. Mavromanolakis, J. Mousa, C. Nicolaou, F. Ptochos, P.A. Razis, H. Rykaczewski, D. Tsiakkouri

**Charles University, Prague, Czech Republic**

M. Finger<sup>8</sup>, M. Finger Jr.<sup>8</sup>

**Universidad San Francisco de Quito, Quito, Ecuador**

E. Carrera Jarrin

**Academy of Scientific Research and Technology of the Arab Republic of Egypt, Egyptian Network of High Energy Physics, Cairo, Egypt**

E. El-khateeb<sup>9</sup>, S. Elgammal<sup>10</sup>, A. Mohamed<sup>11</sup>

**National Institute of Chemical Physics and Biophysics, Tallinn, Estonia**

B. Calpas, M. Kadastik, M. Murumaa, L. Perrini, M. Raidal, A. Tiko, C. Veelken

**Department of Physics, University of Helsinki, Helsinki, Finland**

P. Eerola, J. Pekkanen, M. Voutilainen

**Helsinki Institute of Physics, Helsinki, Finland**

J. Härkönen, T. Järvinen, V. Karimäki, R. Kinnunen, T. Lampén, K. Lassila-Perini, S. Lehti, T. Lindén, P. Luukka, J. Tuominiemi, E. Tuovinen, L. Wendland

**Lappeenranta University of Technology, Lappeenranta, Finland**

J. Talvitie, T. Tuuva

**IRFU, CEA, Université Paris-Saclay, Gif-sur-Yvette, France**

M. Besancon, F. Couderc, M. Dejardin, D. Denegri, B. Fabbro, J.L. Faure, C. Favaro, F. Ferri, S. Ganjour, S. Ghosh, A. Givernaud, P. Gras, G. Hamel de Monchenault, P. Jarry, I. Kucher, E. Locci, M. Machet, J. Malcles, J. Rander, A. Rosowsky, M. Titov, A. Zghiche

**Laboratoire Leprince-Ringuet, Ecole Polytechnique, IN2P3-CNRS, Palaiseau, France**

A. Abdulsalam, I. Antropov, S. Baffioni, F. Beaudette, P. Busson, L. Cadamuro, E. Chapon, C. Charlot, O. Davignon, R. Granier de Cassagnac, M. Jo, S. Lisniak, P. Miné, M. Nguyen, C. Ochando, G. Ortona, P. Paganini, P. Pigard, S. Regnard, R. Salerno, Y. Sirois, T. Strebler, Y. Yilmaz, A. Zabi

**Institut Pluridisciplinaire Hubert Curien, Université de Strasbourg, Université de Haute Alsace Mulhouse, CNRS/IN2P3, Strasbourg, France**

J.-L. Agram<sup>12</sup>, J. Andrea, A. Aubin, D. Bloch, J.-M. Brom, M. Buttignol, E.C. Chabert, N. Chanon, C. Collard, E. Conte<sup>12</sup>, X. Coubez, J.-C. Fontaine<sup>12</sup>, D. Gelé, U. Goerlach, A.-C. Le Bihan, K. Skovpen, P. Van Hove

**Centre de Calcul de l'Institut National de Physique Nucleaire et de Physique des Particules, CNRS/IN2P3, Villeurbanne, France**

S. Gadrat

**Université de Lyon, Université Claude Bernard Lyon 1, CNRS-IN2P3, Institut de Physique Nucléaire de Lyon, Villeurbanne, France**

S. Beauceron, C. Bernet, G. Boudoul, E. Bouvier, C.A. Carrillo Montoya, R. Chierici, D. Contardo, B. Courbon, P. Depasse, H. El Mamouni, J. Fan, J. Fay, S. Gascon, M. Gouzevitch, G. Grenier, B. Ille, F. Lagarde, I.B. Laktineh, M. Lethuillier, L. Mirabito, A.L. Pequegnot, S. Perries, A. Popov<sup>13</sup>, D. Sabes, V. Sordini, M. Vander Donckt, P. Verdier, S. Viret

**Georgian Technical University, Tbilisi, Georgia**

A. Khvedelidze<sup>8</sup>

**Tbilisi State University, Tbilisi, Georgia**

Z. Tsamalaidze<sup>8</sup>

**RWTH Aachen University, I. Physikalisches Institut, Aachen, Germany**

C. Autermann, S. Beranek, L. Feld, A. Heister, M.K. Kiesel, K. Klein, M. Lipinski, A. Ostapchuk, M. Preuten, F. Raupach, S. Schael, C. Schomakers, J. Schulz, T. Verlage, H. Weber, V. Zhukov<sup>13</sup>

**RWTH Aachen University, III. Physikalisches Institut A, Aachen, Germany**

A. Albert, M. Brodski, E. Dietz-Laursonn, D. Duchardt, M. Endres, M. Erdmann, S. Erdweg, T. Esch, R. Fischer, A. Güth, M. Hamer, T. Hebbeker, C. Heidemann, K. Hoepfner, S. Knutzen, M. Merschmeyer, A. Meyer, P. Millet, S. Mukherjee, M. Olschewski, K. Padeken, T. Pook, M. Radziej, H. Reithler, M. Rieger, F. Scheuch, L. Sonnenschein, D. Teyssier, S. Thüer

**RWTH Aachen University, III. Physikalisches Institut B, Aachen, Germany**

V. Cherepanov, G. Flügge, F. Hoehle, B. Kargoll, T. Kress, A. Künsken, J. Lingemann, T. Müller, A. Nehr Korn, A. Nowack, I.M. Nugent, C. Pistone, O. Pooth, A. Stahl<sup>14</sup>

**Deutsches Elektronen-Synchrotron, Hamburg, Germany**

M. Aldaya Martin, T. Arndt, C. Asawatangtrakuldee, K. Beernaert, O. Behnke, U. Behrens, A.A. Bin Anuar, K. Borras<sup>15</sup>, A. Campbell, P. Connor, C. Contreras-Campana, F. Costanza, C. Diez Pardos, G. Dolinska, G. Eckerlin, D. Eckstein, T. Eichhorn, E. Eren, E. Gallo<sup>16</sup>, J. Garay Garcia, A. Geiser, A. Gikhko, J.M. Grados Luyando, P. Gunnellini, A. Harb, J. Hauk, M. Hempel<sup>17</sup>, H. Jung, A. Kalogeropoulos, O. Karacheban<sup>17</sup>, M. Kasemann, J. Keaveney, C. Kleinwort, I. Korol, D. Krücker, W. Lange, A. Lelek, J. Leonard, K. Lipka, A. Lobanov, W. Lohmann<sup>17</sup>, R. Mankel, I.-A. Melzer-Pellmann, A.B. Meyer, G. Mittag, J. Mnich, A. Mussgiller, E. Ntomari, D. Pitzl, R. Placakyte, A. Raspereza, B. Roland, M.Ö. Sahin, P. Saxena, T. Schoerner-Sadenius, C. Seitz, S. Spannagel, N. Stefaniuk, G.P. Van Onsem, R. Walsh, C. Wissing

**University of Hamburg, Hamburg, Germany**

V. Blobel, M. Centis Vignali, A.R. Draeger, T. Dreyer, E. Garutti, D. Gonzalez, J. Haller, M. Hoffmann, A. Junkes, R. Klanner, R. Kogler, N. Kovalchuk, T. Lapsien, T. Lenz, I. Marchesini, D. Marconi, M. Meyer, M. Niedziela, D. Nowatschin, F. Pantaleo<sup>14</sup>, T. Peiffer, A. Perieanu, J. Poehlsen, C. Sander, C. Scharf, P. Schleper, A. Schmidt, S. Schumann, J. Schwandt, H. Stadie, G. Steinbrück, F.M. Stober, M. Stöver, H. Tholen, D. Troendle, E. Usai, L. Vanelderden, A. Vanhoefer, B. Vormwald

**Institut für Experimentelle Kernphysik, Karlsruhe, Germany**

M. Akbiyik, C. Barth, S. Baur, C. Baus, J. Berger, E. Butz, R. Caspart, T. Chwalek, F. Colombo, W. De Boer, A. Dierlamm, S. Fink, R. Friese, M. Giffels, A. Gilbert, P. Goldenzweig, D. Haitz, F. Hartmann<sup>14</sup>, S.M. Heindl, U. Husemann, I. Katkov<sup>13</sup>, S. Kudella, P. Lobelle Pardo, H. Mildner, M.U. Mozer, Th. Müller, M. Plagge, G. Quast, K. Rabbertz, S. Röcker, F. Roscher, M. Schröder, I. Shvetsov, G. Sieber, H.J. Simonis, R. Ulrich, J. Wagner-Kuhr, S. Wayand, M. Weber, T. Weiler, S. Williamson, C. Wöhrmann, R. Wolf

**Institute of Nuclear and Particle Physics (INPP), NCSR Demokritos, Aghia Paraskevi, Greece**

G. Anagnostou, G. Daskalakis, T. Gerasis, V.A. Giakoumopoulou, A. Kyriakis, D. Loukas, I. Topsis-Giotis

**National and Kapodistrian University of Athens, Athens, Greece**

S. Kesisoglou, A. Panagiotou, N. Saoulidou, E. Tziaferi

**University of Ioánnina, Ioánnina, Greece**

I. Evangelou, G. Flouris, C. Foudas, P. Kokkas, N. Loukas, N. Manthos, I. Papadopoulos, E. Paradas

**MTA-ELTE Lendület CMS Particle and Nuclear Physics Group, Eötvös Loránd University, Budapest, Hungary**

N. Filipovic

**Wigner Research Centre for Physics, Budapest, Hungary**

G. Bencze, C. Hajdu, P. Hidas, D. Horvath<sup>18</sup>, F. Sikler, V. Veszpremi, G. Vesztergombi<sup>19</sup>, A.J. Zsigmond

**Institute of Nuclear Research ATOMKI, Debrecen, Hungary**

N. Beni, S. Czellar, J. Karancsi<sup>20</sup>, A. Makovec, J. Molnar, Z. Szillasi

**University of Debrecen, Debrecen, Hungary**

M. Bartók<sup>19</sup>, P. Raics, Z.L. Trocsanyi, B. Ujvari



**National Institute of Science Education and Research, Bhubaneswar, India**

S. Bahinipati, S. Choudhury<sup>21</sup>, P. Mal, K. Mandal, A. Nayak<sup>22</sup>, D.K. Sahoo, N. Sahoo, S.K. Swain

**Panjab University, Chandigarh, India**

S. Bansal, S.B. Beri, V. Bhatnagar, R. Chawla, U. Bhawandeep, A.K. Kalsi, A. Kaur, M. Kaur, R. Kumar, P. Kumari, A. Mehta, M. Mittal, J.B. Singh, G. Walia

**University of Delhi, Delhi, India**

Ashok Kumar, A. Bhardwaj, B.C. Choudhary, R.B. Garg, S. Keshri, S. Malhotra, M. Naimuddin, N. Nishu, K. Ranjan, R. Sharma, V. Sharma

**Saha Institute of Nuclear Physics, Kolkata, India**

R. Bhattacharya, S. Bhattacharya, K. Chatterjee, S. Dey, S. Dutt, S. Dutta, S. Ghosh, N. Majumdar, A. Modak, K. Mondal, S. Mukhopadhyay, S. Nandan, A. Purohit, A. Roy, D. Roy, S. Roy Chowdhury, S. Sarkar, M. Sharan, S. Thakur

**Indian Institute of Technology Madras, Madras, India**

P.K. Behera

**Bhabha Atomic Research Centre, Mumbai, India**

R. Chudasama, D. Dutta, V. Jha, V. Kumar, A.K. Mohanty<sup>14</sup>, P.K. Netrakanti, L.M. Pant, P. Shukla, A. Topkar

**Tata Institute of Fundamental Research-A, Mumbai, India**

T. Aziz, S. Dugad, G. Kole, B. Mahakud, S. Mitra, G.B. Mohanty, B. Parida, N. Sur, B. Sutar

**Tata Institute of Fundamental Research-B, Mumbai, India**

S. Banerjee, S. Bhowmik<sup>23</sup>, R.K. Dewanjee, S. Ganguly, M. Guchait, Sa. Jain, S. Kumar, M. Maity<sup>23</sup>, G. Majumder, K. Mazumdar, T. Sarkar<sup>23</sup>, N. Wickramage<sup>24</sup>

**Indian Institute of Science Education and Research (IISER), Pune, India**

S. Chauhan, S. Dube, V. Hegde, A. Kapoor, K. Kothekar, A. Rane, S. Sharma

**Institute for Research in Fundamental Sciences (IPM), Tehran, Iran**

H. Behnamian, S. Chenarani<sup>25</sup>, E. Eskandari Tadavani, S.M. Etesami<sup>25</sup>, A. Fahim<sup>26</sup>, M. Khakzad, M. Mohammadi Najafabadi, M. Naseri, S. Paktinat Mehdiabadi<sup>27</sup>, F. Rezaei Hosseinabadi, B. Safarzadeh<sup>28</sup>, M. Zeinali

**University College Dublin, Dublin, Ireland**

M. Felcini, M. Grunewald

**INFN Sezione di Bari <sup>a</sup>, Università di Bari <sup>b</sup>, Politecnico di Bari <sup>c</sup>, Bari, Italy**

M. Abbrescia<sup>a,b</sup>, C. Calabria<sup>a,b</sup>, C. Caputo<sup>a,b</sup>, A. Colaleo<sup>a</sup>, D. Creanza<sup>a,c</sup>, L. Cristella<sup>a,b</sup>, N. De Filippis<sup>a,c</sup>, M. De Palma<sup>a,b</sup>, L. Fiore<sup>a</sup>, G. Iaselli<sup>a,c</sup>, G. Maggi<sup>a,c</sup>, M. Maggi<sup>a</sup>, G. Miniello<sup>a,b</sup>, S. My<sup>a,b</sup>, S. Nuzzo<sup>a,b</sup>, A. Pompili<sup>a,b</sup>, G. Pugliese<sup>a,c</sup>, R. Radogna<sup>a,b</sup>, A. Ranieri<sup>a</sup>, G. Selvaggi<sup>a,b</sup>, L. Silvestris<sup>a,14</sup>, R. Venditti<sup>a,b</sup>, P. Verwilligen<sup>a</sup>

**INFN Sezione di Bologna <sup>a</sup>, Università di Bologna <sup>b</sup>, Bologna, Italy**

G. Abbiendi<sup>a</sup>, C. Battilana, D. Bonacorsi<sup>a,b</sup>, S. Braibant-Giacomelli<sup>a,b</sup>, L. Brigliadori<sup>a,b</sup>, R. Campanini<sup>a,b</sup>, P. Capiluppi<sup>a,b</sup>, A. Castro<sup>a,b</sup>, F.R. Cavallo<sup>a</sup>, S.S. Chhibra<sup>a,b</sup>, G. Codispoti<sup>a,b</sup>, M. Cuffiani<sup>a,b</sup>, G.M. Dallavalle<sup>a</sup>, F. Fabbri<sup>a</sup>, A. Fanfani<sup>a,b</sup>, D. Fasanella<sup>a,b</sup>, P. Giacomelli<sup>a</sup>, C. Grandi<sup>a</sup>, L. Guiducci<sup>a,b</sup>, S. Marcellini<sup>a</sup>, G. Masetti<sup>a</sup>, A. Montanari<sup>a</sup>, F.L. Navarria<sup>a,b</sup>, A. Perrotta<sup>a</sup>, A.M. Rossi<sup>a,b</sup>, T. Rovelli<sup>a,b</sup>, G.P. Siroli<sup>a,b</sup>, N. Tosi<sup>a,b,14</sup>

**INFN Sezione di Catania <sup>a</sup>, Università di Catania <sup>b</sup>, Catania, Italy**

S. Albergo<sup>a,b</sup>, M. Chiorboli<sup>a,b</sup>, S. Costa<sup>a,b</sup>, A. Di Mattia<sup>a</sup>, F. Giordano<sup>a,b</sup>, R. Potenza<sup>a,b</sup>, A. Tricomi<sup>a,b</sup>, C. Tuve<sup>a,b</sup>

**INFN Sezione di Firenze <sup>a</sup>, Università di Firenze <sup>b</sup>, Firenze, Italy**

G. Barbagli<sup>a</sup>, V. Ciulli<sup>a,b</sup>, C. Civinini<sup>a</sup>, R. D'Alessandro<sup>a,b</sup>, E. Focardi<sup>a,b</sup>, V. Gori<sup>a,b</sup>, P. Lenzi<sup>a,b</sup>, M. Meschini<sup>a</sup>, S. Paoletti<sup>a</sup>, G. Sguazzoni<sup>a</sup>, L. Viliani<sup>a,b,14</sup>

**INFN Laboratori Nazionali di Frascati, Frascati, Italy**

L. Benussi, S. Bianco, F. Fabbri, D. Piccolo, F. Primavera<sup>14</sup>

**INFN Sezione di Genova <sup>a</sup>, Università di Genova <sup>b</sup>, Genova, Italy**

V. Calvelli<sup>a,b</sup>, F. Ferro<sup>a</sup>, M. Lo Vetere<sup>a,b</sup>, M.R. Monge<sup>a,b</sup>, E. Robutti<sup>a</sup>, S. Tosi<sup>a,b</sup>

**INFN Sezione di Milano-Bicocca <sup>a</sup>, Università di Milano-Bicocca <sup>b</sup>, Milano, Italy**

L. Brianza<sup>14</sup>, M.E. Dinardo<sup>a,b</sup>, S. Fiorendi<sup>a,b</sup>, S. Gennai<sup>a</sup>, A. Ghezzi<sup>a,b</sup>, P. Govoni<sup>a,b</sup>, M. Malberti, S. Malvezzi<sup>a</sup>, R.A. Manzoni<sup>a,b,14</sup>, D. Menasce<sup>a</sup>, L. Moroni<sup>a</sup>, M. Paganoni<sup>a,b</sup>, D. Pedrini<sup>a</sup>, S. Pigazzini, S. Ragazzi<sup>a,b</sup>, T. Tabarelli de Fatis<sup>a,b</sup>

**INFN Sezione di Napoli <sup>a</sup>, Università di Napoli 'Federico II' <sup>b</sup>, Napoli, Italy, Università della Basilicata <sup>c</sup>, Potenza, Italy, Università G. Marconi <sup>d</sup>, Roma, Italy**

S. Buontempo<sup>a</sup>, N. Cavallo<sup>a,c</sup>, G. De Nardo, S. Di Guida<sup>a,d,14</sup>, M. Esposito<sup>a,b</sup>, F. Fabozzi<sup>a,c</sup>, F. Fienga<sup>a,b</sup>, A.O.M. Iorio<sup>a,b</sup>, G. Lanza<sup>a</sup>, L. Lista<sup>a</sup>, S. Meola<sup>a,d,14</sup>, P. Paolucci<sup>a,14</sup>, C. Sciacca<sup>a,b</sup>, F. Thyssen

**INFN Sezione di Padova <sup>a</sup>, Università di Padova <sup>b</sup>, Padova, Italy, Università di Trento <sup>c</sup>, Trento, Italy**

P. Azzi<sup>a,14</sup>, N. Bacchetta<sup>a</sup>, L. Benato<sup>a,b</sup>, D. Bisello<sup>a,b</sup>, A. Boletti<sup>a,b</sup>, R. Carlin<sup>a,b</sup>, A. Carvalho Antunes De Oliveira<sup>a,b</sup>, P. Checchia<sup>a</sup>, M. Dall'Osso<sup>a,b</sup>, P. De Castro Manzano<sup>a</sup>, T. Dorigo<sup>a</sup>, U. Dosselli<sup>a</sup>, F. Gasparini<sup>a,b</sup>, U. Gasparini<sup>a,b</sup>, A. Gozzelino<sup>a</sup>, S. Lacaprara<sup>a</sup>, M. Margoni<sup>a,b</sup>, A.T. Meneguzzo<sup>a,b</sup>, J. Pazzini<sup>a,b</sup>, N. Pozzobon<sup>a,b</sup>, P. Ronchese<sup>a,b</sup>, F. Simonetto<sup>a,b</sup>, E. Torassa<sup>a</sup>, M. Zanetti, P. Zotto<sup>a,b</sup>, G. Zumerle<sup>a,b</sup>

**INFN Sezione di Pavia <sup>a</sup>, Università di Pavia <sup>b</sup>, Pavia, Italy**

A. Braghieri<sup>a</sup>, A. Magnani<sup>a,b</sup>, P. Montagna<sup>a,b</sup>, S.P. Ratti<sup>a,b</sup>, V. Re<sup>a</sup>, C. Riccardi<sup>a,b</sup>, P. Salvini<sup>a</sup>, I. Vai<sup>a,b</sup>, P. Vitulo<sup>a,b</sup>

**INFN Sezione di Perugia <sup>a</sup>, Università di Perugia <sup>b</sup>, Perugia, Italy**

L. Alunni Solestizi<sup>a,b</sup>, G.M. Bilei<sup>a</sup>, D. Ciangottini<sup>a,b</sup>, L. Fanò<sup>a,b</sup>, P. Lariccia<sup>a,b</sup>, R. Leonardi<sup>a,b</sup>, G. Mantovani<sup>a,b</sup>, M. Menichelli<sup>a</sup>, A. Saha<sup>a</sup>, A. Santocchia<sup>a,b</sup>

**INFN Sezione di Pisa <sup>a</sup>, Università di Pisa <sup>b</sup>, Scuola Normale Superiore di Pisa <sup>c</sup>, Pisa, Italy**

K. Androsov<sup>a,29</sup>, P. Azzurri<sup>a,14</sup>, G. Bagliesi<sup>a</sup>, J. Bernardini<sup>a</sup>, T. Boccali<sup>a</sup>, R. Castaldi<sup>a</sup>, M.A. Ciocci<sup>a,29</sup>, R. Dell'Orso<sup>a</sup>, S. Donato<sup>a,c</sup>, G. Fedi, A. Giassi<sup>a</sup>, M.T. Grippo<sup>a,29</sup>, F. Ligabue<sup>a,c</sup>, T. Lomtadze<sup>a</sup>, L. Martini<sup>a,b</sup>, A. Messineo<sup>a,b</sup>, F. Palla<sup>a</sup>, A. Rizzi<sup>a,b</sup>, A. Savoy-Navarro<sup>a,30</sup>, P. Spagnolo<sup>a</sup>, R. Tenchini<sup>a</sup>, G. Tonelli<sup>a,b</sup>, A. Venturi<sup>a</sup>, P.G. Verdini<sup>a</sup>

**INFN Sezione di Roma <sup>a</sup>, Università di Roma <sup>b</sup>, Roma, Italy**

L. Barone<sup>a,b</sup>, F. Cavallari<sup>a</sup>, M. Cipriani<sup>a,b</sup>, G. D'imperio<sup>a,b,14</sup>, D. Del Re<sup>a,b,14</sup>, M. Diemoz<sup>a</sup>, S. Gelli<sup>a,b</sup>, E. Longo<sup>a,b</sup>, F. Margaroli<sup>a,b</sup>, B. Marzocchi<sup>a,b</sup>, P. Meridiani<sup>a</sup>, G. Organtini<sup>a,b</sup>, R. Paramatti<sup>a</sup>, F. Preiato<sup>a,b</sup>, S. Rahatlou<sup>a,b</sup>, C. Rovelli<sup>a</sup>, F. Santanastasio<sup>a,b</sup>

**INFN Sezione di Torino <sup>a</sup>, Università di Torino <sup>b</sup>, Torino, Italy, Università del Piemonte Orientale <sup>c</sup>, Novara, Italy**

N. Amapane<sup>a,b</sup>, R. Arcidiacono<sup>a,c,14</sup>, S. Argiro<sup>a,b</sup>, M. Arneodo<sup>a,c</sup>, N. Bartosik<sup>a</sup>, R. Bellan<sup>a,b</sup>,

C. Biino<sup>a</sup>, N. Cartiglia<sup>a</sup>, F. Cenna<sup>a,b</sup>, M. Costa<sup>a,b</sup>, R. Covarelli<sup>a,b</sup>, A. Degano<sup>a,b</sup>, N. Demaria<sup>a</sup>, L. Finco<sup>a,b</sup>, B. Kiani<sup>a,b</sup>, C. Mariotti<sup>a</sup>, S. Maselli<sup>a</sup>, E. Migliore<sup>a,b</sup>, V. Monaco<sup>a,b</sup>, E. Monteil<sup>a,b</sup>, M.M. Obertino<sup>a,b</sup>, L. Pacher<sup>a,b</sup>, N. Pastrone<sup>a</sup>, M. Pelliccioni<sup>a</sup>, G.L. Pinna Angioni<sup>a,b</sup>, F. Ravera<sup>a,b</sup>, A. Romero<sup>a,b</sup>, M. Ruspa<sup>a,c</sup>, R. Sacchi<sup>a,b</sup>, K. Shchelina<sup>a,b</sup>, V. Sola<sup>a</sup>, A. Solano<sup>a,b</sup>, A. Staiano<sup>a</sup>, P. Traczyk<sup>a,b</sup>

**INFN Sezione di Trieste<sup>a</sup>, Università di Trieste<sup>b</sup>, Trieste, Italy**  
S. Belforte<sup>a</sup>, M. Casarsa<sup>a</sup>, F. Cossutti<sup>a</sup>, G. Della Ricca<sup>a,b</sup>, A. Zanetti<sup>a</sup>

**Kyungpook National University, Daegu, Korea**

D.H. Kim, G.N. Kim, M.S. Kim, S. Lee, S.W. Lee, Y.D. Oh, S. Sekmen, D.C. Son, Y.C. Yang

**Chonbuk National University, Jeonju, Korea**

A. Lee

**Chonnam National University, Institute for Universe and Elementary Particles, Kwangju, Korea**

H. Kim

**Hanyang University, Seoul, Korea**

J.A. Brochero Cifuentes, T.J. Kim

**Korea University, Seoul, Korea**

S. Cho, S. Choi, Y. Go, D. Gyun, S. Ha, B. Hong, Y. Jo, Y. Kim, B. Lee, K. Lee, K.S. Lee, S. Lee, J. Lim, S.K. Park, Y. Roh

**Seoul National University, Seoul, Korea**

J. Almond, J. Kim, H. Lee, S.B. Oh, B.C. Radburn-Smith, S.h. Seo, U.K. Yang, H.D. Yoo, G.B. Yu

**University of Seoul, Seoul, Korea**

M. Choi, H. Kim, J.H. Kim, J.S.H. Lee, I.C. Park, G. Ryu, M.S. Ryu

**Sungkyunkwan University, Suwon, Korea**

Y. Choi, J. Goh, C. Hwang, J. Lee, I. Yu

**Vilnius University, Vilnius, Lithuania**

V. Dudenas, A. Juodagalvis, J. Vaitkus

**National Centre for Particle Physics, Universiti Malaya, Kuala Lumpur, Malaysia**

I. Ahmed, Z.A. Ibrahim, J.R. Komaragiri, M.A.B. Md Ali<sup>31</sup>, F. Mohamad Idris<sup>32</sup>, W.A.T. Wan Abdullah, M.N. Yusli, Z. Zolkapli

**Centro de Investigacion y de Estudios Avanzados del IPN, Mexico City, Mexico**

H. Castilla-Valdez, E. De La Cruz-Burelo, I. Heredia-De La Cruz<sup>33</sup>, A. Hernandez-Almada, R. Lopez-Fernandez, R. Magaña Villalba, J. Mejia Guisao, A. Sanchez-Hernandez

**Universidad Iberoamericana, Mexico City, Mexico**

S. Carrillo Moreno, C. Oropeza Barrera, F. Vazquez Valencia

**Benemerita Universidad Autonoma de Puebla, Puebla, Mexico**

S. Carpinteyro, I. Pedraza, H.A. Salazar Ibarguen, C. Uribe Estrada

**Universidad Autónoma de San Luis Potosí, San Luis Potosí, Mexico**

A. Morelos Pineda

**University of Auckland, Auckland, New Zealand**

D. Krofcheck

**University of Canterbury, Christchurch, New Zealand**

P.H. Butler

**National Centre for Physics, Quaid-I-Azam University, Islamabad, Pakistan**

A. Ahmad, M. Ahmad, Q. Hassan, H.R. Hoorani, W.A. Khan, A. Saddique, M.A. Shah, M. Shoaib, M. Waqas

**National Centre for Nuclear Research, Swierk, Poland**

H. Bialkowska, M. Bluj, B. Boimska, T. Frueboes, M. Górski, M. Kazana, K. Nawrocki, K. Romanowska-Rybinska, M. Szleper, P. Zalewski

**Institute of Experimental Physics, Faculty of Physics, University of Warsaw, Warsaw, Poland**

K. Bunkowski, A. Byzuk<sup>34</sup>, K. Doroba, A. Kalinowski, M. Konecki, J. Krolikowski, M. Misiura, M. Olszewski, M. Walczak

**Laboratório de Instrumentação e Física Experimental de Partículas, Lisboa, Portugal**

P. Bargassa, C. Beirão Da Cruz E Silva, A. Di Francesco, P. Faccioli, P.G. Ferreira Parracho, M. Gallinaro, J. Hollar, N. Leonardo, L. Lloret Iglesias, M.V. Nemallapudi, J. Rodrigues Antunes, J. Seixas, O. Toldaiev, D. Vadrucchio, J. Varela, P. Vischia

**Joint Institute for Nuclear Research, Dubna, Russia**

V. Alexakhin, I. Belotelov, I. Golutvin, I. Gorbunov, A. Kamenev, V. Karjavin, A. Lanev, A. Malakhov, V. Matveev<sup>35,36</sup>, V. Palichik, V. Perelygin, M. Savina, S. Shmatov, S. Shulha, N. Skatchkov, V. Smirnov, N. Voytishin, A. Zarubin

**Petersburg Nuclear Physics Institute, Gatchina (St. Petersburg), Russia**

L. Chtchypounov, V. Golovtsov, Y. Ivanov, V. Kim<sup>37</sup>, E. Kuznetsova<sup>38</sup>, V. Murzin, V. Oreshkin, V. Sulimov, A. Vorobyev

**Institute for Nuclear Research, Moscow, Russia**

Yu. Andreev, A. Dermenev, S. Gninenko, N. Golubev, A. Karneyeu, M. Kirsanov, N. Krasnikov, A. Pashenkov, D. Tlisov, A. Toropin

**Institute for Theoretical and Experimental Physics, Moscow, Russia**

V. Epshteyn, V. Gavrilov, N. Lychkovskaya, V. Popov, I. Pozdnyakov, G. Safronov, A. Spiridonov, M. Toms, E. Vlasov, A. Zhokin

**Moscow Institute of Physics and Technology**

A. Bylinkin<sup>36</sup>

**National Research Nuclear University 'Moscow Engineering Physics Institute' (MEPhI), Moscow, Russia**

R. Chistov<sup>39</sup>, M. Danilov<sup>39</sup>, V. Rusinov

**P.N. Lebedev Physical Institute, Moscow, Russia**

V. Andreev, M. Azarkin<sup>36</sup>, I. Dremin<sup>36</sup>, M. Kirakosyan, A. Leonidov<sup>36</sup>, S.V. Rusakov, A. Terkulov

**Skobeltsyn Institute of Nuclear Physics, Lomonosov Moscow State University, Moscow, Russia**

A. Baskakov, A. Belyaev, E. Boos, V. Bunichev, M. Dubinin<sup>40</sup>, L. Dudko, V. Klyukhin, O. Kodolova, I. Lokhtin, I. Miagkov, S. Obraztsov, M. Perfilov, S. Petrushanko, V. Savrin, A. Snigirev

**Novosibirsk State University (NSU), Novosibirsk, Russia**

V. Blinov<sup>41</sup>, Y.Skovpen<sup>41</sup>

**State Research Center of Russian Federation, Institute for High Energy Physics, Protvino, Russia**

I. Azhgirey, I. Bayshev, S. Bitioukov, D. Elumakhov, V. Kachanov, A. Kalinin, D. Konstantinov, V. Krychkine, V. Petrov, R. Ryutin, A. Sobol, S. Troshin, N. Tyurin, A. Uzunian, A. Volkov

**University of Belgrade, Faculty of Physics and Vinca Institute of Nuclear Sciences, Belgrade, Serbia**

P. Adzic<sup>42</sup>, P. Cirkovic, D. Devetak, M. Dordevic, J. Milosevic, V. Rekovic

**Centro de Investigaciones Energéticas Medioambientales y Tecnológicas (CIEMAT), Madrid, Spain**

J. Alcaraz Maestre, M. Barrio Luna, E. Calvo, M. Cerrada, M. Chamizo Llatas, N. Colino, B. De La Cruz, A. Delgado Peris, A. Escalante Del Valle, C. Fernandez Bedoya, J.P. Fernández Ramos, J. Flix, M.C. Fouz, P. Garcia-Abia, O. Gonzalez Lopez, S. Goy Lopez, J.M. Hernandez, M.I. Josa, E. Navarro De Martino, A. Pérez-Calero Yzquierdo, J. Puerta Pelayo, A. Quintario Olmeda, I. Redondo, L. Romero, M.S. Soares

**Universidad Autónoma de Madrid, Madrid, Spain**

J.F. de Trocóniz, M. Missiroli, D. Moran

**Universidad de Oviedo, Oviedo, Spain**

J. Cuevas, J. Fernandez Menendez, I. Gonzalez Caballero, J.R. González Fernández, E. Palencia Cortezon, S. Sanchez Cruz, I. Suárez Andrés, J.M. Vizán Garcia

**Instituto de Física de Cantabria (IFCA), CSIC-Universidad de Cantabria, Santander, Spain**

I.J. Cabrillo, A. Calderon, J.R. Castiñeiras De Saa, E. Curras, M. Fernandez, J. Garcia-Ferrero, G. Gomez, A. Lopez Virto, J. Marco, C. Martinez Rivero, F. Matorras, J. Piedra Gomez, T. Rodrigo, A. Ruiz-Jimeno, L. Scodellaro, N. Trevisani, I. Vila, R. Vilar Cortabitarte

**CERN, European Organization for Nuclear Research, Geneva, Switzerland**

D. Abbaneo, E. Auffray, G. Auzinger, M. Bachtis, P. Baillon, A.H. Ball, D. Barney, P. Bloch, A. Bocci, A. Bonato, C. Botta, T. Camporesi, R. Castello, M. Cepeda, G. Cerminara, M. D'Alfonso, D. d'Enterria, A. Dabrowski, V. Daponte, A. David, M. De Gruttola, A. De Roeck, E. Di Marco<sup>43</sup>, M. Dobson, B. Dorney, T. du Pree, D. Duggan, M. Dünser, N. Dupont, A. Elliott-Peisert, S. Fartoukh, G. Franzoni, J. Fulcher, W. Funk, D. Gigi, K. Gill, M. Girone, F. Glege, D. Gulhan, S. Gundacker, M. Guthoff, J. Hammer, P. Harris, J. Hegeman, V. Innocente, P. Janot, J. Kieseler, H. Kirschenmann, V. Knünz, A. Kornmayer<sup>14</sup>, M.J. Kortelainen, K. Kousouris, M. Krammer<sup>1</sup>, C. Lange, P. Lecoq, C. Lourenço, M.T. Lucchini, L. Malgeri, M. Mannelli, A. Martelli, F. Meijers, J.A. Merlin, S. Mersi, E. Meschi, F. Moortgat, S. Morovic, M. Mulders, H. Neugebauer, S. Orfanelli, L. Orsini, L. Pape, E. Perez, M. Peruzzi, A. Petrilli, G. Petrucciani, A. Pfeiffer, M. Pierini, A. Racz, T. Reis, G. Rolandi<sup>44</sup>, M. Rovere, M. Ruan, H. Sakulin, J.B. Sauvan, C. Schäfer, C. Schwick, M. Seidel, A. Sharma, P. Silva, P. Sphicas<sup>45</sup>, J. Steggemann, M. Stoye, Y. Takahashi, M. Tosi, D. Treille, A. Triossi, A. Tsirou, V. Veckalns<sup>46</sup>, G.I. Veres<sup>19</sup>, N. Wardle, H.K. Wöhri, A. Zagozdinska<sup>34</sup>, W.D. Zeuner

**Paul Scherrer Institut, Villigen, Switzerland**

W. Bertl, K. Deiters, W. Erdmann, R. Horisberger, Q. Ingram, H.C. Kaestli, D. Kotlinski, U. Langenegger, T. Rohe

**Institute for Particle Physics, ETH Zurich, Zurich, Switzerland**

F. Bachmair, L. Bäni, L. Bianchini, B. Casal, G. Dissertori, M. Dittmar, M. Donegà, C. Grab, C. Heidegger, D. Hits, J. Hoss, G. Kasieczka, P. Lecomte<sup>†</sup>, W. Lustermann, B. Mangano, M. Marionneau, P. Martinez Ruiz del Arbol, M. Masciovecchio, M.T. Meinhard, D. Meister,

F. Micheli, P. Musella, F. Nessi-Tedaldi, F. Pandolfi, J. Pata, F. Pauss, G. Perrin, L. Perrozzi, M. Quitnat, M. Rossini, M. Schönenberger, A. Starodumov<sup>47</sup>, V.R. Tavolaro, K. Theofilatos, R. Wallny

**Universität Zürich, Zurich, Switzerland**

T.K. Aarrestad, C. Amsler<sup>48</sup>, L. Caminada, M.F. Canelli, A. De Cosa, C. Galloni, A. Hinzmann, T. Hreus, B. Kilminster, J. Ngadiuba, D. Pinna, G. Rauco, P. Robmann, D. Salerno, Y. Yang, A. Zucchetta

**National Central University, Chung-Li, Taiwan**

V. Candelise, Y.H. Chang, C.W. Chen, T.H. Doan, Sh. Jain, R. Khurana, M. Konyushikhin, C.M. Kuo, W. Lin, Y.J. Lu, A. Pozdnyakov, H.Y.S. Tong, J.Y. Wu, S.S. Yu

**National Taiwan University (NTU), Taipei, Taiwan**

Arun Kumar, P. Chang, Y.H. Chang, Y.W. Chang, Y. Chao, K.F. Chen, P.H. Chen, C. Dietz, F. Fiori, W.-S. Hou, Y. Hsiung, Y.F. Liu, R.-S. Lu, M. Miñano Moya, E. Paganis, A. Psallidas, J.f. Tsai, Y.M. Tzeng

**Chulalongkorn University, Faculty of Science, Department of Physics, Bangkok, Thailand**

B. Asavapibhop, G. Singh, N. Srimanobhas, N. Suwonjandee

**Cukurova University, Adana, Turkey**

A. Adiguzel, S. Damarseckin, Z.S. Demiroglu, C. Dozen, E. Eskut, S. Girgis, G. Gokbulut, Y. Guler, I. Hos, E.E. Kangal<sup>49</sup>, O. Kara, A. Kayis Topaksu, U. Kiminsu, M. Oglakci, G. Onengut<sup>50</sup>, K. Ozdemir<sup>51</sup>, S. Ozturk<sup>52</sup>, A. Polatoz, B. Tali<sup>53</sup>, S. Turkcapar, I.S. Zorbakir, C. Zorbilmez

**Middle East Technical University, Physics Department, Ankara, Turkey**

B. Bilin, S. Bilmis, B. Isildak<sup>54</sup>, G. Karapinar<sup>55</sup>, M. Yalvac, M. Zeyrek

**Bogazici University, Istanbul, Turkey**

E. Gülmez, M. Kaya<sup>56</sup>, O. Kaya<sup>57</sup>, E.A. Yetkin<sup>58</sup>, T. Yetkin<sup>59</sup>

**Istanbul Technical University, Istanbul, Turkey**

A. Cakir, K. Cankocak, S. Sen<sup>60</sup>

**Institute for Scintillation Materials of National Academy of Science of Ukraine, Kharkov, Ukraine**

B. Grynyov

**National Scientific Center, Kharkov Institute of Physics and Technology, Kharkov, Ukraine**

L. Levchuk, P. Sorokin

**University of Bristol, Bristol, United Kingdom**

R. Aggleton, F. Ball, L. Beck, J.J. Brooke, D. Burns, E. Clement, D. Cussans, H. Flacher, J. Goldstein, M. Grimes, G.P. Heath, H.F. Heath, J. Jacob, L. Kreczko, C. Lucas, D.M. Newbold<sup>61</sup>, S. Paramesvaran, A. Poll, T. Sakuma, S. Seif El Nasr-storey, D. Smith, V.J. Smith

**Rutherford Appleton Laboratory, Didcot, United Kingdom**

K.W. Bell, A. Belyaev<sup>62</sup>, C. Brew, R.M. Brown, L. Calligaris, D. Cieri, D.J.A. Cockerill, J.A. Coughlan, K. Harder, S. Harper, E. Olaiya, D. Petyt, C.H. Shepherd-Themistocleous, A. Thea, I.R. Tomalin, T. Williams

**Imperial College, London, United Kingdom**

M. Baber, R. Bainbridge, O. Buchmuller, A. Bundock, D. Burton, S. Casasso, M. Citron, D. Colling, L. Corpe, P. Dauncey, G. Davies, A. De Wit, M. Della Negra, R. Di Maria, P. Dunne,

A. Elwood, D. Futyan, Y. Haddad, G. Hall, G. Iles, T. James, R. Lane, C. Laner, R. Lucas<sup>61</sup>, L. Lyons, A.-M. Magnan, S. Malik, L. Mastrolorenzo, J. Nash, A. Nikitenko<sup>47</sup>, J. Pela, B. Penning, M. Pesaresi, D.M. Raymond, A. Richards, A. Rose, C. Seez, S. Summers, A. Tapper, K. Uchida, M. Vazquez Acosta<sup>63</sup>, T. Virdee<sup>14</sup>, J. Wright, S.C. Zenz

**Brunel University, Uxbridge, United Kingdom**

J.E. Cole, P.R. Hobson, A. Khan, P. Kyberd, D. Leslie, I.D. Reid, P. Symonds, L. Teodorescu, M. Turner

**Baylor University, Waco, USA**

A. Borzou, K. Call, J. Dittmann, K. Hatakeyama, H. Liu, N. Pastika

**The University of Alabama, Tuscaloosa, USA**

O. Charaf, S.I. Cooper, C. Henderson, P. Rumerio, C. West

**Boston University, Boston, USA**

D. Arcaro, A. Avetisyan, T. Bose, D. Gastler, D. Rankin, C. Richardson, J. Rohlf, L. Sulak, D. Zou

**Brown University, Providence, USA**

G. Benelli, E. Berry, D. Cutts, A. Garabedian, J. Hakala, U. Heintz, J.M. Hogan, O. Jesus, K.H.M. Kwok, E. Laird, G. Landsberg, Z. Mao, M. Narain, S. Piperov, S. Sagir, E. Spencer, R. Syarif

**University of California, Davis, Davis, USA**

R. Breedon, G. Breto, D. Burns, M. Calderon De La Barca Sanchez, S. Chauhan, M. Chertok, J. Conway, R. Conway, P.T. Cox, R. Erbacher, C. Flores, G. Funk, M. Gardner, W. Ko, R. Lander, C. Mclean, M. Mulhearn, D. Pellett, J. Pilot, S. Shalhout, J. Smith, M. Squires, D. Stolp, M. Tripathi, S. Wilbur, R. Yohay

**University of California, Los Angeles, USA**

C. Bravo, R. Cousins, P. Everaerts, A. Florent, J. Hauser, M. Ignatenko, N. Mccoll, D. Saltzberg, C. Schnaible, E. Takasugi, V. Valuev, M. Weber

**University of California, Riverside, Riverside, USA**

K. Burt, R. Clare, J. Ellison, J.W. Gary, S.M.A. Ghiasi Shirazi, G. Hanson, J. Heilman, P. Jandir, E. Kennedy, F. Lacroix, O.R. Long, M. Olmedo Negrete, M.I. Paneva, A. Shrinivas, W. Si, H. Wei, S. Wimpenny, B. R. Yates

**University of California, San Diego, La Jolla, USA**

J.G. Branson, G.B. Cerati, S. Cittolin, M. Derdzinski, R. Gerosa, A. Holzner, D. Klein, V. Krutelyov, J. Letts, I. Macneill, D. Olivito, S. Padhi, M. Pieri, M. Sani, V. Sharma, S. Simon, M. Tadel, A. Vartak, S. Wasserbaech<sup>64</sup>, C. Welke, J. Wood, F. Würthwein, A. Yagil, G. Zevi Della Porta

**University of California, Santa Barbara - Department of Physics, Santa Barbara, USA**

N. Amin, R. Bhandari, J. Bradmiller-Feld, C. Campagnari, A. Dishaw, V. Dutta, K. Flowers, M. Franco Sevilla, P. Geffert, C. George, F. Golf, L. Gouskos, J. Gran, R. Heller, J. Incandela, S.D. Mullin, A. Ovcharova, J. Richman, D. Stuart, I. Suarez, J. Yoo

**California Institute of Technology, Pasadena, USA**

D. Anderson, A. Apresyan, J. Bendavid, A. Bornheim, J. Bunn, Y. Chen, J. Duarte, J.M. Lawhorn, A. Mott, H.B. Newman, C. Pena, M. Spiropulu, J.R. Vlimant, S. Xie, R.Y. Zhu

**Carnegie Mellon University, Pittsburgh, USA**

M.B. Andrews, V. Azzolini, T. Ferguson, M. Paulini, J. Russ, M. Sun, H. Vogel, I. Vorobiev

**University of Colorado Boulder, Boulder, USA**

J.P. Cumalat, W.T. Ford, F. Jensen, A. Johnson, M. Krohn, T. Mulholland, K. Stenson, S.R. Wagner

**Cornell University, Ithaca, USA**

J. Alexander, J. Chaves, J. Chu, S. Dittmer, K. Mcdermott, N. Mirman, G. Nicolas Kaufman, J.R. Patterson, A. Rinkevicius, A. Ryd, L. Skinnari, L. Soffi, S.M. Tan, Z. Tao, J. Thom, J. Tucker, P. Wittich, M. Zientek

**Fairfield University, Fairfield, USA**

D. Winn

**Fermi National Accelerator Laboratory, Batavia, USA**

S. Abdullin, M. Albrow, G. Apollinari, S. Banerjee, L.A.T. Bauerdick, A. Beretvas, J. Berryhill, P.C. Bhat, G. Bolla, K. Burkett, J.N. Butler, H.W.K. Cheung, F. Chlebana, S. Cihangir<sup>†</sup>, M. Cremonesi, V.D. Elvira, I. Fisk, J. Freeman, E. Gottschalk, L. Gray, D. Green, S. Grünendahl, O. Gutsche, D. Hare, R.M. Harris, S. Hasegawa, J. Hirschauer, Z. Hu, B. Jayatilaka, S. Jindariani, M. Johnson, U. Joshi, B. Klima, B. Kreis, S. Lammel, J. Linacre, D. Lincoln, R. Lipton, T. Liu, R. Lopes De Sá, J. Lykken, K. Maeshima, N. Magini, J.M. Marraffino, S. Maruyama, D. Mason, P. McBride, P. Merkel, S. Mrenna, S. Nahn, C. Newman-Holmes<sup>†</sup>, V. O'Dell, K. Pedro, O. Prokofyev, G. Rakness, L. Ristori, E. Sexton-Kennedy, A. Soha, W.J. Spalding, L. Spiegel, S. Stoynev, N. Strobbe, L. Taylor, S. Tkaczyk, N.V. Tran, L. Uplegger, E.W. Vaandering, C. Vernieri, M. Verzocchi, R. Vidal, M. Wang, H.A. Weber, A. Whitbeck

**University of Florida, Gainesville, USA**

D. Acosta, P. Avery, P. Bortignon, D. Bourilkov, A. Brinkerhoff, A. Carnes, M. Carver, D. Curry, S. Das, R.D. Field, I.K. Furic, J. Konigsberg, A. Korytov, P. Ma, K. Matchev, H. Mei, P. Milenovic<sup>65</sup>, G. Mitselmakher, D. Rank, L. Shchutska, D. Sperka, L. Thomas, J. Wang, S. Wang, J. Yelton

**Florida International University, Miami, USA**

S. Linn, P. Markowitz, G. Martinez, J.L. Rodriguez

**Florida State University, Tallahassee, USA**

A. Ackert, J.R. Adams, T. Adams, A. Askew, S. Bein, B. Diamond, S. Hagopian, V. Hagopian, K.F. Johnson, A. Khatiwada, H. Prosper, A. Santra, M. Weinberg

**Florida Institute of Technology, Melbourne, USA**

M.M. Baarmand, V. Bhopatkar, S. Colafranceschi<sup>66</sup>, M. Hohlmann, D. Noonan, T. Roy, F. Yumiceva

**University of Illinois at Chicago (UIC), Chicago, USA**

M.R. Adams, L. Apanasevich, D. Berry, R.R. Betts, I. Bucinskaite, R. Cavanaugh, O. Evdokimov, L. Gauthier, C.E. Gerber, D.J. Hofman, K. Jung, P. Kurt, C. O'Brien, I.D. Sandoval Gonzalez, P. Turner, N. Varelas, H. Wang, Z. Wu, M. Zakaria, J. Zhang

**The University of Iowa, Iowa City, USA**

B. Bilki<sup>67</sup>, W. Clarida, K. Dilsiz, S. Durgut, R.P. Gandrajula, M. Haytmyradov, V. Khristenko, J.-P. Merlo, H. Mermerkaya<sup>68</sup>, A. Mestvirishvili, A. Moeller, J. Nachtman, H. Ogul, Y. Onel, F. Ozok<sup>69</sup>, A. Penzo, C. Snyder, E. Tiras, J. Wetzel, K. Yi

**Johns Hopkins University, Baltimore, USA**

I. Anderson, B. Blumenfeld, A. Cocoros, N. Eminizer, D. Fehling, L. Feng, A.V. Gritsan, P. Maksimovic, C. Martin, M. Osherson, J. Roskes, U. Sarica, M. Swartz, M. Xiao, Y. Xin, C. You



**The University of Kansas, Lawrence, USA**

A. Al-bataineh, P. Baringer, A. Bean, S. Boren, J. Bowen, C. Bruner, J. Castle, L. Forthomme, R.P. Kenny III, A. Kropivnitskaya, D. Majumder, W. Mcbrayer, M. Murray, S. Sanders, R. Stringer, J.D. Tapia Takaki, Q. Wang

**Kansas State University, Manhattan, USA**

A. Ivanov, K. Kaadze, S. Khalil, Y. Maravin, A. Mohammadi, L.K. Saini, N. Skhirtladze, S. Toda

**Lawrence Livermore National Laboratory, Livermore, USA**

F. Rebassoo, D. Wright

**University of Maryland, College Park, USA**

C. Anelli, A. Baden, O. Baron, A. Belloni, B. Calvert, S.C. Eno, C. Ferraioli, J.A. Gomez, N.J. Hadley, S. Jabeen, R.G. Kellogg, T. Kolberg, J. Kunkle, Y. Lu, A.C. Mignerey, F. Ricci-Tam, Y.H. Shin, A. Skuja, M.B. Tonjes, S.C. Tonwar

**Massachusetts Institute of Technology, Cambridge, USA**

D. Abercrombie, B. Allen, A. Apyan, R. Barbieri, A. Baty, R. Bi, K. Bierwagen, S. Brandt, W. Busza, I.A. Cali, Z. Demiragli, L. Di Matteo, G. Gomez Ceballos, M. Goncharov, D. Hsu, Y. Iiyama, G.M. Innocenti, M. Klute, D. Kovalskyi, K. Krajczar, Y.S. Lai, Y.-J. Lee, A. Levin, P.D. Luckey, B. Maier, A.C. Marini, C. McGinn, C. Mironov, S. Narayanan, X. Niu, C. Paus, C. Roland, G. Roland, J. Salfeld-Nebgen, G.S.F. Stephans, K. Sumorok, K. Tatar, M. Varma, D. Velicanu, J. Veverka, J. Wang, T.W. Wang, B. Wyslouch, M. Yang, V. Zhukova

**University of Minnesota, Minneapolis, USA**

A.C. Benvenuti, R.M. Chatterjee, A. Evans, A. Finkel, A. Gude, P. Hansen, S. Kalafut, S.C. Kao, Y. Kubota, Z. Lesko, J. Mans, S. Nourbakhsh, N. Ruckstuhl, R. Rusack, N. Tambe, J. Turkewitz

**University of Mississippi, Oxford, USA**

J.G. Acosta, S. Oliveros

**University of Nebraska-Lincoln, Lincoln, USA**

E. Avdeeva, R. Bartek, K. Bloom, D.R. Claes, A. Dominguez, C. Fangmeier, R. Gonzalez Suarez, R. Kamalieddin, I. Kravchenko, A. Malta Rodrigues, F. Meier, J. Monroy, J.E. Siado, G.R. Snow, B. Stieger

**State University of New York at Buffalo, Buffalo, USA**

M. Alyari, J. Dolen, J. George, A. Godshalk, C. Harrington, I. Iashvili, J. Kaisen, A. Kharchilava, A. Kumar, A. Parker, S. Rappoccio, B. Roozbahani

**Northeastern University, Boston, USA**

G. Alverson, E. Barberis, A. Hortiangtham, A. Massironi, D.M. Morse, D. Nash, T. Orimoto, R. Teixeira De Lima, D. Trocino, R.-J. Wang, D. Wood

**Northwestern University, Evanston, USA**

S. Bhattacharya, K.A. Hahn, A. Kubik, A. Kumar, J.F. Low, N. Mucia, N. Odell, B. Pollack, M.H. Schmitt, K. Sung, M. Trovato, M. Velasco

**University of Notre Dame, Notre Dame, USA**

N. Dev, M. Hildreth, K. Hurtado Anampa, C. Jessop, D.J. Karmgard, N. Kellams, K. Lannon, N. Marinelli, F. Meng, C. Mueller, Y. Musienko<sup>35</sup>, M. Planer, A. Reinsvold, R. Ruchti, G. Smith, S. Taroni, M. Wayne, M. Wolf, A. Woodard

**The Ohio State University, Columbus, USA**

J. Alimena, L. Antonelli, J. Brinson, B. Bylsma, L.S. Durkin, S. Flowers, B. Francis, A. Hart, C. Hill, R. Hughes, W. Ji, B. Liu, W. Luo, D. Puigh, B.L. Winer, H.W. Wulsin

**Princeton University, Princeton, USA**

S. Cooperstein, O. Driga, P. Elmer, J. Hardenbrook, P. Hebda, D. Lange, J. Luo, D. Marlow, J. McDonald, T. Medvedeva, K. Mei, M. Mooney, J. Olsen, C. Palmer, P. Piroué, D. Stickland, C. Tully, A. Zuranski

**University of Puerto Rico, Mayaguez, USA**

S. Malik

**Purdue University, West Lafayette, USA**

A. Barker, V.E. Barnes, S. Folgueras, L. Gutay, M.K. Jha, M. Jones, A.W. Jung, D.H. Miller, N. Neumeister, J.F. Schulte, X. Shi, J. Sun, A. Svyatkovskiy, F. Wang, W. Xie, L. Xu

**Purdue University Calumet, Hammond, USA**

N. Parashar, J. Stupak

**Rice University, Houston, USA**

A. Adair, B. Akgun, Z. Chen, K.M. Ecklund, F.J.M. Geurts, M. Guilbaud, W. Li, B. Michlin, M. Northup, B.P. Padley, R. Redjimi, J. Roberts, J. Rorie, Z. Tu, J. Zabel

**University of Rochester, Rochester, USA**

B. Betchart, A. Bodek, P. de Barbaro, R. Demina, Y.t. Duh, T. Ferbel, M. Galanti, A. Garcia-Bellido, J. Han, O. Hindrichs, A. Khukhunaishvili, K.H. Lo, P. Tan, M. Verzetti

**Rutgers, The State University of New Jersey, Piscataway, USA**

A. Agapitos, J.P. Chou, E. Contreras-Campana, Y. Gershtein, T.A. Gómez Espinosa, E. Halkiadakis, M. Heindl, D. Hidas, E. Hughes, S. Kaplan, R. Kunnawalkam Elayavalli, S. Kyriacou, A. Lath, K. Nash, H. Saka, S. Salur, S. Schnetzer, D. Sheffield, S. Somalwar, R. Stone, S. Thomas, P. Thomassen, M. Walker

**University of Tennessee, Knoxville, USA**

A.G. Delannoy, M. Foerster, J. Heideman, G. Riley, K. Rose, S. Spanier, K. Thapa

**Texas A&M University, College Station, USA**

O. Bouhali<sup>70</sup>, A. Celik, M. Dalchenko, M. De Mattia, A. Delgado, S. Dildick, R. Eusebi, J. Gilmore, T. Huang, E. Juska, T. Kamon<sup>71</sup>, R. Mueller, Y. Pakhotin, R. Patel, A. Perloff, L. Perniè, D. Rathjens, A. Rose, A. Safonov, A. Tatarinov, K.A. Ulmer

**Texas Tech University, Lubbock, USA**

N. Akchurin, C. Cowden, J. Damgov, F. De Guio, C. Dragoiu, P.R. Duderod, J. Faulkner, E. Gурpinar, S. Kunori, K. Lamichhane, S.W. Lee, T. Libeiro, T. Peltola, S. Undleeb, I. Volobouev, Z. Wang

**Vanderbilt University, Nashville, USA**

S. Greene, A. Gurrola, R. Janjam, W. Johns, C. Maguire, A. Melo, H. Ni, P. Sheldon, S. Tuo, J. Velkovska, Q. Xu

**University of Virginia, Charlottesville, USA**

M.W. Arenton, P. Barria, B. Cox, J. Goodell, R. Hirosky, A. Ledovskoy, H. Li, C. Neu, T. Sinthuprasith, X. Sun, Y. Wang, E. Wolfe, F. Xia

**Wayne State University, Detroit, USA**

C. Clarke, R. Harr, P.E. Karchin, J. Sturdy

---

**University of Wisconsin - Madison, Madison, WI, USA**

D.A. Belknap, C. Caillol, S. Dasu, L. Dodd, S. Duric, B. Gomber, M. Grothe, M. Herndon, A. Hervé, P. Klabbers, A. Lanaro, A. Levine, K. Long, R. Loveless, I. Ojalvo, T. Perry, G.A. Pierro, G. Polese, T. Ruggles, A. Savin, N. Smith, W.H. Smith, D. Taylor, N. Woods

†: Deceased

- 1: Also at Vienna University of Technology, Vienna, Austria
- 2: Also at State Key Laboratory of Nuclear Physics and Technology, Peking University, Beijing, China
- 3: Also at Institut Pluridisciplinaire Hubert Curien, Université de Strasbourg, Université de Haute Alsace Mulhouse, CNRS/IN2P3, Strasbourg, France
- 4: Also at Universidade Estadual de Campinas, Campinas, Brazil
- 5: Also at Universidade Federal de Pelotas, Pelotas, Brazil
- 6: Also at Université Libre de Bruxelles, Bruxelles, Belgium
- 7: Also at Deutsches Elektronen-Synchrotron, Hamburg, Germany
- 8: Also at Joint Institute for Nuclear Research, Dubna, Russia
- 9: Also at Ain Shams University, Cairo, Egypt
- 10: Now at British University in Egypt, Cairo, Egypt
- 11: Also at Zewail City of Science and Technology, Zewail, Egypt
- 12: Also at Université de Haute Alsace, Mulhouse, France
- 13: Also at Skobeltsyn Institute of Nuclear Physics, Lomonosov Moscow State University, Moscow, Russia
- 14: Also at CERN, European Organization for Nuclear Research, Geneva, Switzerland
- 15: Also at RWTH Aachen University, III. Physikalisches Institut A, Aachen, Germany
- 16: Also at University of Hamburg, Hamburg, Germany
- 17: Also at Brandenburg University of Technology, Cottbus, Germany
- 18: Also at Institute of Nuclear Research ATOMKI, Debrecen, Hungary
- 19: Also at MTA-ELTE Lendület CMS Particle and Nuclear Physics Group, Eötvös Loránd University, Budapest, Hungary
- 20: Also at University of Debrecen, Debrecen, Hungary
- 21: Also at Indian Institute of Science Education and Research, Bhopal, India
- 22: Also at Institute of Physics, Bhubaneswar, India
- 23: Also at University of Visva-Bharati, Santiniketan, India
- 24: Also at University of Ruhuna, Matara, Sri Lanka
- 25: Also at Isfahan University of Technology, Isfahan, Iran
- 26: Also at University of Tehran, Department of Engineering Science, Tehran, Iran
- 27: Also at Yazd University, Yazd, Iran
- 28: Also at Plasma Physics Research Center, Science and Research Branch, Islamic Azad University, Tehran, Iran
- 29: Also at Università degli Studi di Siena, Siena, Italy
- 30: Also at Purdue University, West Lafayette, USA
- 31: Also at International Islamic University of Malaysia, Kuala Lumpur, Malaysia
- 32: Also at Malaysian Nuclear Agency, MOSTI, Kajang, Malaysia
- 33: Also at Consejo Nacional de Ciencia y Tecnología, Mexico city, Mexico
- 34: Also at Warsaw University of Technology, Institute of Electronic Systems, Warsaw, Poland
- 35: Also at Institute for Nuclear Research, Moscow, Russia
- 36: Now at National Research Nuclear University 'Moscow Engineering Physics Institute' (MEPhI), Moscow, Russia
- 37: Also at St. Petersburg State Polytechnical University, St. Petersburg, Russia
- 38: Also at University of Florida, Gainesville, USA

- 39: Also at P.N. Lebedev Physical Institute, Moscow, Russia
- 40: Also at California Institute of Technology, Pasadena, USA
- 41: Also at Budker Institute of Nuclear Physics, Novosibirsk, Russia
- 42: Also at Faculty of Physics, University of Belgrade, Belgrade, Serbia
- 43: Also at INFN Sezione di Roma; Università di Roma, Roma, Italy
- 44: Also at Scuola Normale e Sezione dell'INFN, Pisa, Italy
- 45: Also at National and Kapodistrian University of Athens, Athens, Greece
- 46: Also at Riga Technical University, Riga, Latvia
- 47: Also at Institute for Theoretical and Experimental Physics, Moscow, Russia
- 48: Also at Albert Einstein Center for Fundamental Physics, Bern, Switzerland
- 49: Also at Mersin University, Mersin, Turkey
- 50: Also at Cag University, Mersin, Turkey
- 51: Also at Piri Reis University, Istanbul, Turkey
- 52: Also at Gaziosmanpasa University, Tokat, Turkey
- 53: Also at Adiyaman University, Adiyaman, Turkey
- 54: Also at Ozyegin University, Istanbul, Turkey
- 55: Also at Izmir Institute of Technology, Izmir, Turkey
- 56: Also at Marmara University, Istanbul, Turkey
- 57: Also at Kafkas University, Kars, Turkey
- 58: Also at Istanbul Bilgi University, Istanbul, Turkey
- 59: Also at Yildiz Technical University, Istanbul, Turkey
- 60: Also at Hacettepe University, Ankara, Turkey
- 61: Also at Rutherford Appleton Laboratory, Didcot, United Kingdom
- 62: Also at School of Physics and Astronomy, University of Southampton, Southampton, United Kingdom
- 63: Also at Instituto de Astrofísica de Canarias, La Laguna, Spain
- 64: Also at Utah Valley University, Orem, USA
- 65: Also at University of Belgrade, Faculty of Physics and Vinca Institute of Nuclear Sciences, Belgrade, Serbia
- 66: Also at Facoltà Ingegneria, Università di Roma, Roma, Italy
- 67: Also at Argonne National Laboratory, Argonne, USA
- 68: Also at Erzincan University, Erzincan, Turkey
- 69: Also at Mimar Sinan University, Istanbul, Istanbul, Turkey
- 70: Also at Texas A&M University at Qatar, Doha, Qatar
- 71: Also at Kyungpook National University, Daegu, Korea