

EUROPEAN ORGANIZATION FOR NUCLEAR RESEARCH

# The Gottfried Sum from the Ratio $F_2^n/F_2^p$

NEW MUON COLLABORATION (NMC)

Bielefeld University<sup>1+</sup>, CERN<sup>2</sup>, Freiburg University<sup>3+</sup>, Max-Planck Institute Heidelberg<sup>4</sup>,  
Heidelberg University<sup>5</sup>, Indiana University<sup>6</sup>, University of Mainz<sup>7+</sup>, Mons University<sup>8</sup>,  
Neuchâtel University<sup>9</sup>, NIKHEF-K<sup>10++</sup>, Oxford University<sup>11</sup>, University of California, Santa Cruz<sup>12</sup>,  
Paul Scherrer Institute<sup>13</sup>, Torino University and INFN Torino<sup>14</sup>, Uppsala University<sup>15</sup>,  
Institute for Nuclear Studies, Warsaw<sup>16\*</sup>, Warsaw University<sup>17\*\*</sup>, Wuppertal University<sup>18+</sup>

P. Amaudruz<sup>13a)</sup>, M. Arneodo<sup>14</sup>, A. Arvidson<sup>15</sup>, B. Badelek<sup>17</sup>, G. Baum<sup>1</sup>, J. Beaufays<sup>10b)</sup>,  
I.G. Bird<sup>4</sup>, M. Botje<sup>13</sup>, C. Broggin<sup>9</sup>, W. Brückner<sup>4</sup>, A. Brüll<sup>3</sup>, W.J. Burger<sup>13</sup>,  
J. Ciborowski<sup>10</sup>, R. Crittenden<sup>6</sup>, R. van Dantzig<sup>10</sup>, H. Döbbling<sup>4c)</sup>, J. Domingo<sup>13d)</sup>,  
J. Drinkard<sup>12</sup>, A. Dzierba<sup>6</sup>, H. Engelen<sup>3</sup>, M.I. Ferrero<sup>14</sup>, L. Fluri<sup>9</sup>, P. Grafstrom<sup>15e)</sup>,  
D. von Harrach<sup>4d)</sup>, M. van der Heijden<sup>10</sup>, C. Heusch<sup>12</sup>, Q. Ingram<sup>13</sup>, A. Jacholkowska<sup>6g)</sup>,  
K. Janson<sup>15</sup>, M. de Jong<sup>10</sup>, E.M. Kabuß<sup>4</sup>, R. Kaiser<sup>3</sup>, T.J. Ketel<sup>10</sup>, F. Klein<sup>7</sup>,  
B. Korzen<sup>18</sup>, U. Krüner<sup>18</sup>, S. Kullander<sup>15</sup>, U. Landgraf<sup>3</sup>, F. Lettenström<sup>12</sup>,  
T. Lindqvist<sup>15</sup>, G.K. Mallot<sup>7</sup>, C. Mariotti<sup>14</sup>, G. van Middelkoop<sup>2,10</sup>, Y. Mizuno<sup>4h)</sup>,  
J. Nassalski<sup>16</sup>, D. Nowotny<sup>4</sup>, N. Pavel<sup>18i)</sup>, C. Peroni<sup>14</sup>, H. Peschel<sup>18j)</sup>, B. Povh<sup>4,5</sup>,  
R. Rieger<sup>7</sup>, K. Rith<sup>4</sup>, K. Röhrich<sup>7k)</sup>, E. Rondio<sup>17</sup>, L. Ropelewski<sup>17</sup>, A. Sandacz<sup>16</sup>,  
C. Scholz<sup>4</sup>, R. Schumacher<sup>13l)</sup>, U. Sennhauser<sup>13m)</sup>, F. Sever<sup>1n)</sup>, T.-A. Shibata<sup>5</sup>,  
M. Siebler<sup>1</sup>, A. Simon<sup>4</sup>, A. Staiano<sup>14</sup>, G. Taylor<sup>11o)</sup>, M. Treichel<sup>4p)</sup>, J.L. Vuilleumier<sup>9</sup>,  
T. Walcher<sup>7</sup>, K. Welch<sup>6</sup>, R. Windmolders<sup>8</sup>, F. Zetsche<sup>4</sup>

(Submitted to *Physical Review Letters*)

## ABSTRACT

Experimental results obtained at the CERN SPS on the structure function ratio  $F_2^n/F_2^p$  in the kinematic range  $0.004 < x < 0.8$  and  $0.4 < Q^2 < 190 \text{ GeV}^2$ , together with the structure function  $F_2^d$  determined from a fit to published data are used to derive the difference  $F_2^p(x) - F_2^n(x)$ . The value of the Gottfried sum  $\int (F_2^p - F_2^n) dx/x$  is below the simple quark-parton model expectation of  $1/3$ .

+ Supported by Bundesministerium für Forschung und Technologie.

++ Supported in part by FOM, Vrije Universiteit Amsterdam and NWO.

\* Supported by CPBP.01.06.

\*\* Supported by CPBP.01.09.

a) Now at TRIUMF, Vancouver, BC, Canada.

b) Now at Trasys, Brussels, Belgium.

c) Now at PSI, Villigen, Switzerland.

d) Now at CEBAF, Newport News, VA, U.S.A.

e) Now at CERN, Geneva, Switzerland.

f) Now at University of Mainz, Mainz, Germany.

g) Now at Laboratoire de l'Accélérateur Linéaire, Université de Paris-Sud, Orsay, France.

h) Now at Osaka University, Osaka, Japan.

i) Now at DESY, Hamburg, Germany.

j) Now at Gruner and Jahr AG & CoKG, Itzehoe, Germany.

k) Now at IKP2-KFA, Jülich, Germany.

l) Now at Carnegie Mellon University, Pittsburgh, U.S.A.

m) Now at EMPA, 8600 Dübendorf, Switzerland.

n) On leave from Jozef Stefan Institut, Ljubljana, Yugoslavia, now at DPhN Saclay, Gif-sur-Yvette, France.

o) Now at University of Melbourne, Parkville, Victoria, Australia.

p) Now at Université de Neuchâtel, Neuchâtel, Switzerland.

The Gottfried sum<sup>1</sup> written in terms of the proton and neutron structure functions  $F_2$  is defined<sup>2</sup> as  $S_G = \int_0^1 (F_2^p - F_2^n) dx/x$ . In the quark-parton model,  $F_2$  is expressed in terms of the quark momentum distributions,  $q_i(x)$ , and the Gottfried sum is

$$S_G = \int_0^1 \sum_i e_i^2 \left\{ q_i^p(x) + \bar{q}_i^p(x) - q_i^n(x) - \bar{q}_i^n(x) \right\} dx, \quad (1)$$

where  $e_i$  is the charge (in units of  $e$ ) of a quark of flavour  $i$ . The integral represents the difference between the sum of the squares of the quark charges in the proton and the neutron.

Separating the quark distributions into valence and sea components, and performing the integral over the former, one has

$$S_G = 1/3 + \int_0^1 \sum_i e_i^2 \left\{ 2 \bar{q}_i^p(x) - 2 \bar{q}_i^n(x) \right\} dx, \quad (2)$$

where  $\bar{q}_i(\text{sea}) = q_i(\text{sea})$ . Under the assumption of isospin symmetry between the proton and the neutron, eq. (2) reduces to

$$S_G = 1/3 + 2/3 \int_0^1 \left\{ \bar{u}(x) - \bar{d}(x) \right\} dx, \quad (3)$$

where  $\bar{u} \equiv \bar{u}^p = \bar{d}^n$  and  $\bar{d} \equiv \bar{d}^p = \bar{u}^n$ . Perturbative QCD corrections to the first term are calculated to be small<sup>3</sup>. Then for a flavour symmetric sea ( $\bar{u} = \bar{d}$ ) the second term vanishes and the expected result is  $1/3$  (the Gottfried sum rule). Previous experimental results on this sum rule were obtained by EMC<sup>4</sup> and BCDMS<sup>5</sup>. In each case the result was lower than but compatible with  $1/3$ , within the large systematic errors due to the extrapolation of  $F_2^p - F_2^n$  into the unmeasured region  $x < 0.02$  (EMC) and  $x < 0.06$  (BCDMS).

In this letter we report on the value of  $S_G$  determined from  $F_2^p - F_2^n$  expressed as  $(F_2^p - F_2^n) = 2F_2^d (1 - F_2^n/F_2^p)/(1 + F_2^n/F_2^p)$ . The ratio  $F_2^n/F_2^p \equiv 2F_2^d/F_2^p - 1$  was determined from the deuteron/proton cross section ratio measured in this experiment. The absolute deuteron structure function  $F_2^d$  was taken from a fit to published data from other experiments.

We have measured deep inelastic muon scattering on hydrogen and deuterium targets, which were simultaneously exposed to the beam at incident muon energies of 90 and 280 GeV. The use of a complementary target set up reduces the systematic errors due to beam flux and spectrometer acceptance uncertainties. The data cover the kinematic range down to  $x = 0.004$  and  $Q^2 = 0.4 \text{ GeV}^2$ . A description of the NMC apparatus and how the ratio  $F_2^n/F_2^p$  was derived from the data can be found in ref. 6, where results from 65% of the 280 GeV data were presented.

The parametrisation of  $F_2^d$  used to evaluate  $S_G$  and to calculate radiative corrections was obtained from a fit to the SLAC<sup>7</sup>, BCDMS<sup>5</sup>, EMC-NA28<sup>8</sup> and CHIO<sup>9</sup> data in the deep inelastic region and to the SLAC data<sup>10</sup> in the baryon resonance region. The

normalisations of the data sets were not adjusted, nor were their systematic errors included in the weights. The resulting values of  $F_2^d$  are given in table 1. An upper (lower) limit of  $F_2^d$  was obtained from a fit with each data set simultaneously raised (lowered) by its quoted normalisation error, which was also included in the weights. These limits were taken as a measure of the systematic uncertainty on  $F_2^d$ .

The ratio of the structure functions  $F_2^n/F_2^p$  was determined from the measured cross section ratio assuming the longitudinal to transverse virtual photon absorption cross section ratio to be the same for hydrogen and deuterium<sup>11</sup>. Radiative corrections were calculated using the method of Mo and Tsai<sup>12</sup>. Since these corrections depend on the structure functions, an iterative method was used modifying  $F_2^p$  while keeping  $F_2^d$  fixed. The results for  $F_2^n/F_2^p$  are presented in fig.1a for 90 and 280 GeV separately. The systematic errors were estimated as the quadratic sum of the uncertainties due to the radiative corrections, incoming and scattered muon momenta and the assignment of events to the wrong target. They are dominated by uncertainties in the radiative corrections at low  $x$  and in the muon momenta at high  $x$ . The bands at the bottom of fig. 1a show their sizes.

In order to determine the ratio  $F_2^n/F_2^p$  at fixed  $Q^2$ , the data were parametrised as a linear function of  $\log Q^2$  in every  $x$ -bin. The value of  $Q^2 = 4 \text{ GeV}^2$  was chosen since it is covered by our measurement in the range of  $0.004 < x < 0.5$ ; only for larger values of  $x$  was it necessary to extrapolate the fitted lines. The results are shown in fig. 1b and in table 1.

Table 1. The structure function  $F_2^d$  with systematic errors, the values of the ratio  $F_2^n/F_2^p$  derived from the linear fit to  $\log Q^2$  and the cumulative integral  $S_G(x_{\min} - 0.8) = \int_{x_{\min}}^{0.8} (F_2^p - F_2^n) dx/x$ , both with statistical errors. All values are at  $Q^2 = 4 \text{ GeV}^2$ . The values of the ratio and of  $F_2^d$  are at the middle of each  $x$ -interval.

$x_{\min} - x_{\max}$	$F_2^d$	$F_2^n/F_2^p$	$S_G(x_{\min}-0.8)$
0.004-0.01	0.349±0.025	0.985±0.017	0.227±0.007
0.01 -0.02	0.356±0.022	0.959±0.009	0.222±0.005
0.02 -0.04	0.359±0.018	0.928±0.006	0.212±0.005
0.04 -0.06	0.355±0.014	0.921±0.007	0.194±0.004
0.06 -0.10	0.346±0.010	0.876±0.006	0.182±0.004
0.10 -0.15	0.329±0.008	0.837±0.007	0.160±0.004
0.15 -0.20	0.307±0.006	0.801±0.009	0.136±0.004
0.20 -0.30	0.268±0.005	0.722±0.010	0.117±0.004
0.30 -0.40	0.210±0.004	0.629±0.017	0.082±0.004
0.40 -0.50	0.153±0.003	0.463±0.028	0.055±0.003
0.50 -0.60	0.103±0.002	0.412±0.046	0.030±0.003
0.60 -0.80	0.048±0.006	0.312±0.067	0.014±0.002

Figure 2 shows the results for  $F_2^p - F_2^n$  and the cumulative integral  $S_G(x_{\min}-0.8) = \int_{x_{\min}}^{0.8} (F_2^p - F_2^n) dx/x$  which is also given in table 1. The errors shown are statistical only. The value of the Gottfried sum in the measured region at  $Q^2 = 4 \text{ GeV}^2$  is

$$S_G(0.004 - 0.8) = 0.227 \pm 0.007 \text{ (stat.)} \pm 0.014 \text{ (syst.)} .$$

The individual systematic errors are given in table 2; the total is their quadratic sum. Also shown in fig. 2 are the results derived from a simultaneous fit to  $F_2^n/F_2^p$  over all  $x$  and  $Q^2$ , using a function proposed in ref. 7. These results differ from those from the independent linear fits mainly at large  $x$  where extrapolation is necessary; the difference in the integral, however, is negligible. If the structure function  $F_2^d$  given in ref. 13 is used to evaluate  $F_2^p - F_2^n$  from our data, the value of the integral is also not significantly changed.

The contribution to  $S_G$  from  $x > 0.8$  was estimated, assuming a smooth extrapolation of  $F_2^n/F_2^p$  to the value of 0.25 at  $x = 1$ , to be  $S_G(0.8 - 1.0) = 0.002 \pm 0.001$ . More important is the contribution from the extrapolation to  $x = 0$ . At small  $x$ , the deep-inelastic region overlaps the Regge region and it has been suggested that the shape of the parton distributions may be given by the intercept  $\alpha$  of the appropriate Regge trajectory<sup>14</sup>:  $q(x) \sim \nu^\alpha \sim x^{-\alpha}$ . In the extrapolation to  $x = 0$  we have therefore assumed that  $F_2^p - F_2^n$ , a flavour non-singlet, behaves as  $ax^b$ . The fit in the region  $x = 0.004 - 0.15$  shown in fig. 3 gives the values  $a = 0.21 \pm 0.03$  and  $b = 0.62 \pm 0.05$ . This yields  $S_G(0 - 0.004) = 0.011 \pm 0.003$ . The quoted errors include the uncertainties in the fitted parameters and those from the systematic errors listed in table 2.

Table 2. The contributions  $\Delta S_G$  to the systematic error on the value of the integral  $\int_{0.004}^{0.8} (F_2^p - F_2^n) dx/x$  at  $Q^2 = 4 \text{ GeV}^2$

Source	$\Delta S_G$
Radiative corrections	0.006
Beam and scattered muon momentum	0.008
Position of the interaction vertex	0.007
Uncertainty in $F_2^d$	0.006
Other sources	0.003
Total error	0.014

Summing the contributions from the measured and unmeasured regions and adding the errors quadratically we obtain the value for the Gottfried sum

$$S_G = 0.240 \pm 0.016$$

which is significantly below the simple quark-parton model result of  $1/3$ .

A number of factors might change this result. We have considered the influence of target mass effects, higher twist and nuclear effects in deuterium. Target mass corrections<sup>15</sup> to the Gottfried sum were found to be negligible. The influence of possible higher twists on the ratio  $F_2^n/F_2^p$  and  $F_2^d$  was estimated in the range  $x = 0.06 - 0.8$  following the analysis of ref. 13. Correction for this would increase  $S_G$  by about 10%. Shadowing of the virtual photon in the deuteron would imply a larger  $F_2^n/F_2^p$  than observed leading to a lower value of  $S_G$ . Fermi motion should not affect the Gottfried sum which in the quark-parton model is sensitive to the squared quark charges, independent of their momentum distributions<sup>16</sup>. Indeed, if one applies the Fermi smearing correction as estimated by EMC<sup>4</sup> one finds a negligible effect.

It is possible to make parametrisations<sup>17</sup> of parton distributions which agree with our results on the ratio<sup>6</sup> and are constrained to fulfill the Gottfried sum rule<sup>18</sup>. With these parametrisations, one third of the sum comes from the region  $x < 0.004$ . In ref. 19, however, it is pointed out that the experimental results on iron for the Gross-Llewellyn Smith sum rule may preclude a large contribution below  $x = 0.01$ .

Within the quark-parton model, our result implies (see eq. (2)) an excess of  $\int \sum_i e_i^2 \bar{q}_i dx$  over  $\int \sum_i e_i^2 q_i dx$ . This may be interpreted as more sea in the neutron than in the proton, or, using isospin symmetry as an excess of  $d\bar{d}$  sea quark pairs in the proton (eq. (3)). Isospin symmetry breaking effects are likely to be small since they are at the level of a few MeV which is well below the QCD scale. Taking isospin to be a good symmetry, our result is then  $\int (\bar{u}-\bar{d})dx = -0.140 \pm 0.024$ .

It has been pointed out<sup>20,21</sup> that the non-perturbative processes of nucleon dissociation into  $\pi$ -N and  $\pi$ - $\Delta$  can lead to such a flavour asymmetric sea. Here the process  $p \rightarrow n + \pi^+$  is favoured over  $p \rightarrow \Delta^{++} + \pi^-$ , which in quark terms corresponds to favouring  $u \rightarrow d + u\bar{d}$  over  $d \rightarrow u + \bar{u}d$ . The effect of the Pauli principle, hindering the emission of  $u\bar{u}$  compared to  $d\bar{d}$  pairs in the proton<sup>2</sup>, has been discussed in the bag model<sup>21</sup>. In hard QCD processes however, the effect of the Pauli principle is unimportant<sup>3</sup>. In another approach<sup>22</sup> our result could be due to a small admixture of vector diquarks, without requiring a flavour asymmetric sea. A more detailed investigation of a number of the above effects and a review of the literature is given in ref. 23.

In summary, we have derived the Gottfried sum from our data on  $F_2^n/F_2^p$  and a fit to  $F_2^d$  data from other experiments, and find a result significantly below the simple quark-parton model prediction of  $1/3$ . While a flavour asymmetric sea appears to be a likely explanation, other effects should also be considered.

## References

- 1 K. Gottfried, Phys. Rev. Lett. **18**, 1174 (1967).
- 2 R.D. Field and R.P. Feynman, Phys. Rev. **D15**, 2590 (1977).
- 3 D.A. Ross and C.T. Sachrajda, Nucl. Phys. **B149**, 497 (1979).
- 4 EMC, J.J. Aubert et al., Nucl. Phys. **B293**, 740 (1987).
- 5 BCDMS, A.C. Benvenuti et al., Phys. Lett. **B237**, 599 (1990);  
BCDMS, A.C. Benvenuti et al., Phys. Lett. **B237**, 592 (1990).
- 6 NMC, D. Allasia et al., Phys. Lett. **B249**, 366 (1990).
- 7 L.W. Whitlow, Appendix E, Ph.D thesis, Stanford University, SLAC-Report-357, 1990.
- 8 EMC, M. Arneodo et al., Nucl. Phys. **B333**, 1 (1990).
- 9 CHIO, B.A. Gordon et al., Phys. Rev. **D20**, 2645 (1979).
- 10 M.D. Mestayer, Ph.D thesis, Stanford University, SLAC-Report-214, 1978.
- 11 L.W. Whitlow et al., Phys. Lett. **B250**, 193 (1990).
- 12 L.W. Mo and Y.S. Tsai, Rev. Mod. Phys. **41**, 205 (1969);  
Y.S. Tsai, SLAC-Pub-848, 1971.
- 13 A. Milsztajn et al., CERN report CERN-PPE/90-135, 1990;  
M. Virchaux, Saclay report DPhPE 90-20, 1990.
- 14 P.D. B. Collins, "An Introduction to Regge Theory and High Energy Physics",  
Cambridge Univ. Press, 1977.
- 15 H. Georgi and H.D. Politzer, Phys. Rev. **D14**, 1829 (1976).
- 16 L.L. Frankfurt and M.I. Strikman, Phys. Lett. **B76**, 333 (1978).
- 17 J. Kwiecinski et al., University of Durham report DTP/90/46, 1990.
- 18 A.D. Martin, W.J. Stirling and R.G. Roberts, University of Durham report  
DTP/90/62, 1990.
- 19 G. Preparata, P.G. Ratcliffe and J. Soffer, Centre de Physique Theorique,  
Marseille, Report No. CPT-90/PE/2417, 1990.
- 20 J.D. Sullivan, Phys. Rev. **D5**, 1732 (1972).
- 21 A. Signal, A.W. Schreiber and A.W. Thomas, Adelaide University report  
ADP-90-145/T89, 1990.
- 22 M. Anselmino and E. Predazzi, Torino University report DFTT-27/90, 1990.
- 23 S. Kumano and J.T. Londergan, Indiana University preprint, IU/NTC 90-16,  
1990.

## Figure Captions

- Fig. 1 a. The ratio  $F_2^n/F_2^p$  as a function of  $x$  averaged over  $Q^2$  as measured at 90 and 280 GeV incident muon energy. The average  $Q^2$  changes from point to point and is different for the two data sets. b. The  $F_2^n/F_2^p$  ratio at  $Q^2 = 4 \text{ GeV}^2$ . The bands show the systematic uncertainties.
- Fig. 2 The difference  $F_2^p(x) - F_2^n(x)$  (full symbols and the scale to the right) and  $\int_{x_{\min}}^1 (F_2^p - F_2^n) dx/x$  (open symbols and the scale to the left) at  $Q^2 = 4 \text{ GeV}^2$ . The circles are from the linear fit in  $\log Q^2$  and triangles from the procedure of ref. 7. The extrapolated result  $S_G$  is indicated by the bar. The simple quark-parton model (QPM) prediction is also shown.
- Fig. 3 The difference  $F_2^p(x) - F_2^n(x)$  at  $Q^2 = 4 \text{ GeV}^2$  from the linear fit in  $\log Q^2$  and the fitted function  $ax^b$  used in the extrapolation to  $x = 0$ .

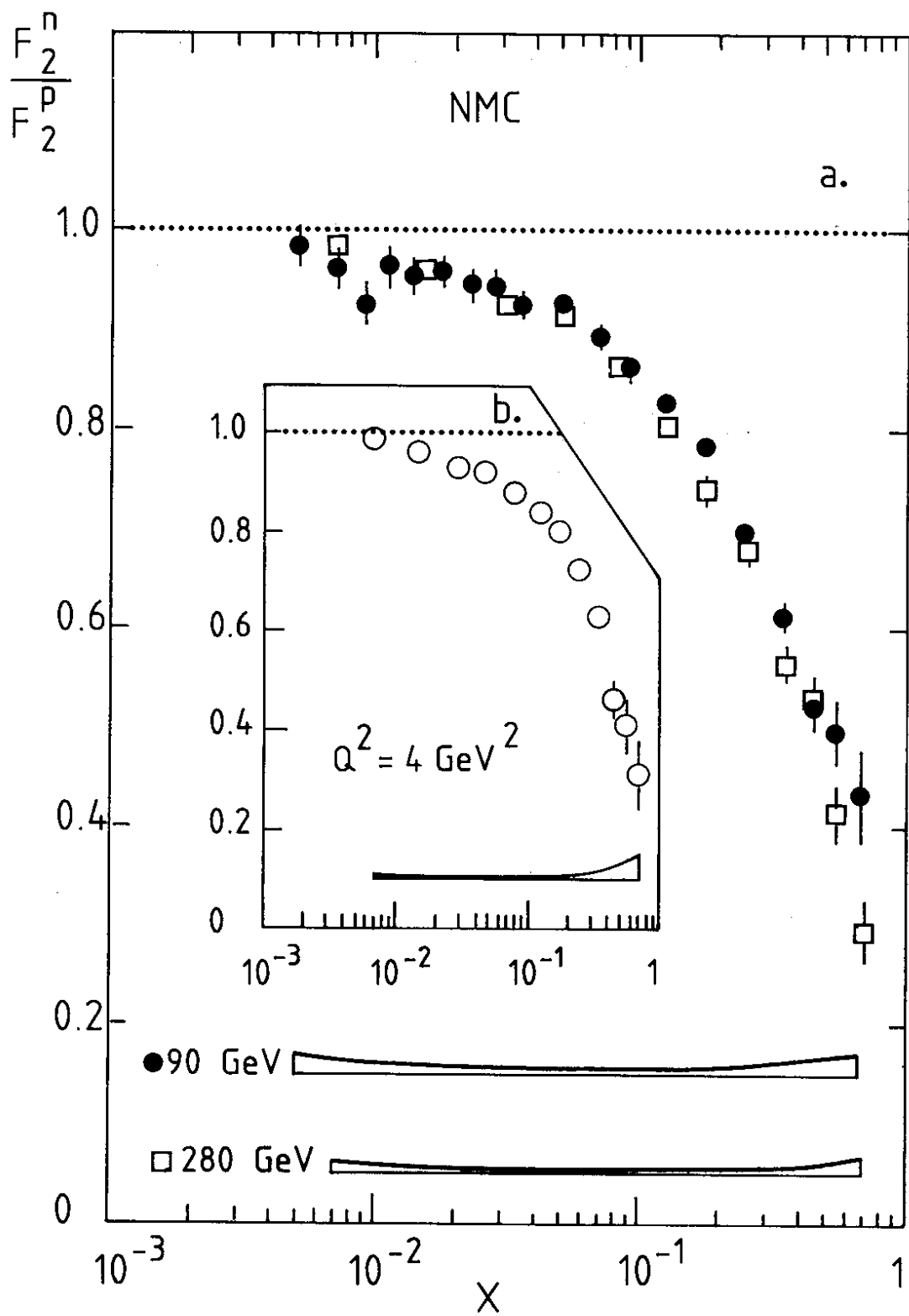


Fig. 1



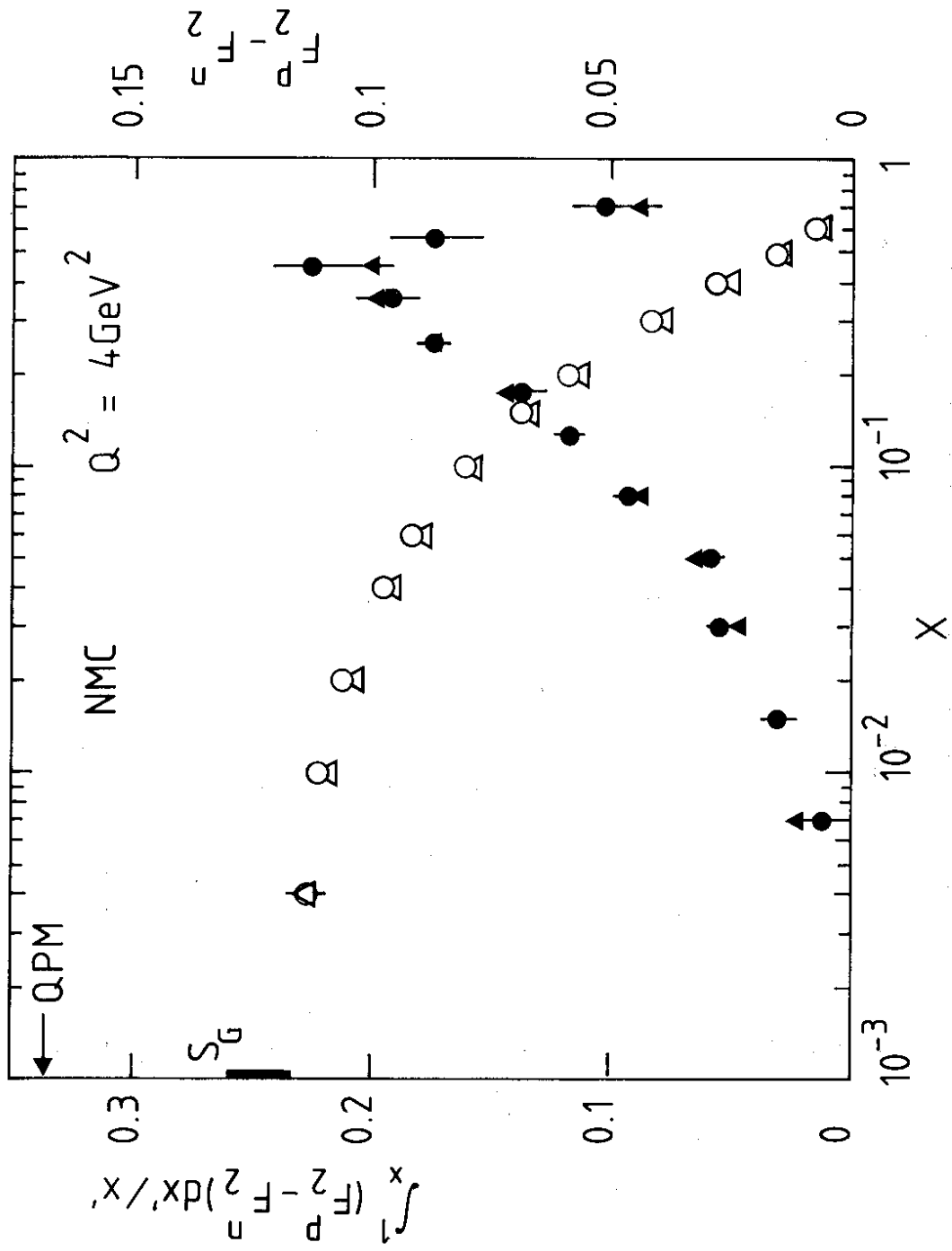


Fig. 2

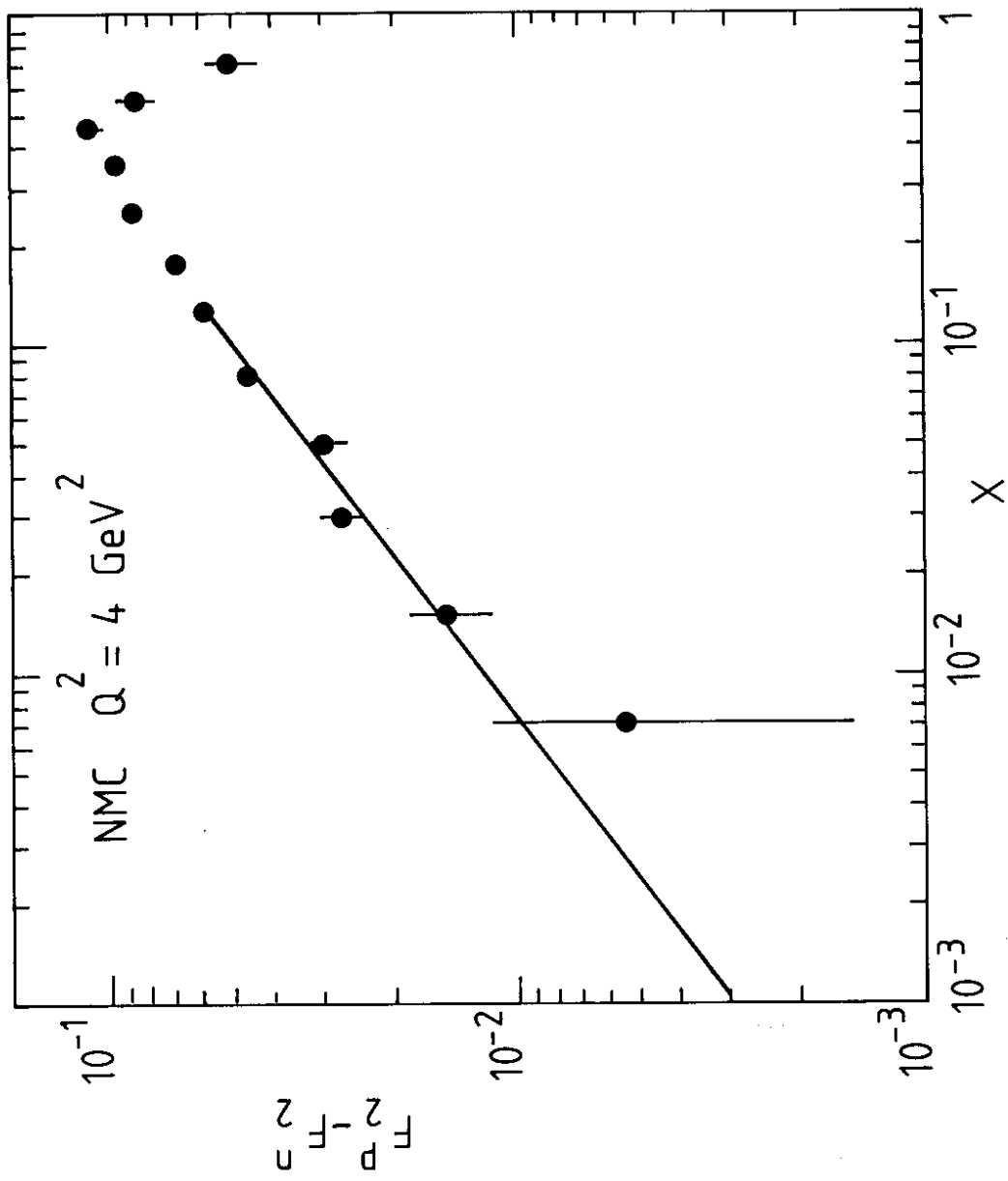


Fig. 3