



Search for the lepton-flavour violating decay $D^0 \rightarrow e^\pm \mu^\mp$

The LHCb collaboration[†]

Abstract

A search for the lepton-flavour violating decay $D^0 \rightarrow e^\pm \mu^\mp$ is made with a dataset corresponding to an integrated luminosity of 3.0 fb^{-1} of proton-proton collisions at centre-of-mass energies of 7 TeV and 8 TeV, collected by the LHCb experiment. Candidate D^0 mesons are selected using the decay $D^{*+} \rightarrow D^0 \pi^+$ and the $D^0 \rightarrow e^\pm \mu^\mp$ branching fraction is measured using the decay mode $D^0 \rightarrow K^- \pi^+$ as a normalisation channel. No significant excess of $D^0 \rightarrow e^\pm \mu^\mp$ candidates over the expected background is seen, and a limit is set on the branching fraction, $\mathcal{B}(D^0 \rightarrow e^\pm \mu^\mp) < 1.3 \times 10^{-8}$, at 90% confidence level. This is an order of magnitude lower than the previous limit and it further constrains the parameter space in some leptoquark models and in supersymmetric models with R-parity violation.

Published in Phys. Lett. B754 (2016) 167

© CERN on behalf of the LHCb collaboration, licence CC-BY-4.0.

[†]Authors are listed at the end of this paper.

1 Introduction

Searches for decays that are forbidden in the Standard Model (SM) probe potential contributions from new processes and particles at mass scales beyond the reach of direct searches. The decay $D^0 \rightarrow e^\pm \mu^\mp$ is an example of a forbidden decay, in which lepton flavour is not conserved.¹ The contributions to this process from neutrino oscillations would give a rate that is well below the reach of any currently feasible experiment. However, the decay is predicted to occur in several other models that extend the SM, with rates varying by up to eight orders of magnitude.

In Ref. [1] three extensions to the SM are considered: in a minimal supersymmetric (SUSY) SM with R-parity violation (RPV) the branching fraction $\mathcal{B}(D^0 \rightarrow e^\pm \mu^\mp)$ could be as large as $\mathcal{O}(10^{-6})$; in a theory with multiple Higgs doublets it would be less than about 7×10^{-10} ; and in the SM extended with extra fermions the branching fraction would be less than $\mathcal{O}(10^{-14})$. In Ref. [2] an RPV SUSY model is considered in which limits on products of couplings are obtained from the experimental upper limit on the branching fraction $\mathcal{B}(D_s^+ \rightarrow K^+ e^\pm \mu^\mp)$; from these limits, $\mathcal{B}(D^0 \rightarrow e^\pm \mu^\mp)$ could be as large as 3×10^{-8} . A similar study of constraints on coupling constants in RPV SUSY [3], obtained from limits on the branching fraction $\mathcal{B}(D^+ \rightarrow \pi^+ e^\pm \mu^\mp)$, showed that $\mathcal{B}(D^0 \rightarrow e^\pm \mu^\mp)$ could reach 10^{-7} . LHCb has previously set limits [4] on branching fractions for the B meson decays $B^0 \rightarrow e^\pm \mu^\mp$ and $B_s^0 \rightarrow e^\pm \mu^\mp$, using them to put lower limits on the masses of Pati-Salam leptoquarks [5]. As is shown in Ref. [6], lepton-flavour violating charm decays are relatively insensitive to the presence of such leptoquarks. However, in a recent paper [7] it is shown that in other leptoquark scenarios $\mathcal{B}(D^0 \rightarrow e^\pm \mu^\mp)$ could be as large as 4×10^{-8} .

The first experimental limit on $\mathcal{B}(D^0 \rightarrow e^\pm \mu^\mp)$ was from Mark II [8], and more recent results have come from E791 [9] and BaBar [10]. The most stringent limit is from Belle [11], $\mathcal{B}(D^0 \rightarrow e^\pm \mu^\mp) < 2.6 \times 10^{-7}$ at 90% confidence level (CL). An improved limit, below $\mathcal{O}(10^{-7})$, would provide tighter constraints on coupling constants in RPV SUSY models [1–3], while a limit below 4×10^{-8} would also constrain the parameter space in some leptoquark models [7].

This Letter presents a search for the decay $D^0 \rightarrow e^\pm \mu^\mp$ using pp collision data corresponding to integrated luminosities of 1.0 fb^{-1} at a centre-of-mass energy of 7 TeV and 2.0 fb^{-1} at 8 TeV, collected by the LHCb experiment in 2011 and 2012, respectively. In the analysis, signal candidates are selected using the decay $D^{*+} \rightarrow D^0 \pi^+$ and the measurements are normalized using the well-measured channel $D^0 \rightarrow K^- \pi^+$, which has the same topology as the signal. A multivariate analysis based on a boosted decision tree algorithm (BDT) is used to help separate signal and background. The mass spectrum in the signal region, defined as $1815 - 1915 \text{ MeV}/c^2$, is not examined until all analysis choices are finalized.

¹The inclusion of charge-conjugate processes is implied.

2 Detector and simulation

The LHCb detector [12,13] is a single-arm forward spectrometer covering the pseudorapidity range $2 < \eta < 5$, designed for the study of particles containing b or c quarks. The detector includes a high-precision tracking system consisting of a silicon-strip vertex detector surrounding the pp interaction region, a large-area silicon-strip detector located upstream of a dipole magnet with a bending power of about 4 Tm, and three stations of silicon-strip detectors and straw drift tubes placed downstream of the magnet. The tracking system provides a measurement of momentum, p , of charged particles with a relative uncertainty that varies from 0.5% at low momentum to 1.0% at 200 GeV/ c . The minimum distance of a track to a primary vertex (PV), the impact parameter, is measured with a resolution of $(15 + 29/p_T)$ μm , where p_T is the component of the momentum transverse to the beam, in GeV/ c . Different types of charged hadrons are distinguished using information from two ring-imaging Cherenkov detectors. Photons, electrons and hadrons are identified by a calorimeter system consisting of scintillating-pad and preshower detectors, an electromagnetic calorimeter and a hadronic calorimeter. Muons are identified by a system composed of alternating layers of iron and multiwire proportional chambers.

The online event selection is performed by a trigger [14], which consists of a hardware stage, based on information from the calorimeter and muon systems, followed by a software stage in which all charged particles with $p_T > 500$ (300) MeV/ c are reconstructed for 2011 (2012) data. At the hardware trigger stage, events are required to have a muon with high p_T , or a hadron, photon or electron with high transverse energy in the calorimeters. The software trigger requires a two-, three- or four-track secondary vertex with a significant displacement from the primary pp interaction vertices. At least one charged particle must have a transverse momentum $p_T > 1.7$ GeV/ c and be inconsistent with originating from a PV. A multivariate algorithm [15] is used for the identification of secondary vertices consistent with the decay of a b or c hadron.

In the simulation, pp collisions are generated using PYTHIA [16] with a specific LHCb configuration [17]. Decays of hadronic particles are described by EVTGEN [18], in which final-state radiation is generated using PHOTOS [19]. The interaction of the generated particles with the detector, and its response, are implemented using the GEANT4 toolkit [20] as described in Ref. [21]. Samples of simulated events are generated for the signal $D^0 \rightarrow e^\pm \mu^\mp$ channel, for the normalization $D^0 \rightarrow K^- \pi^+$ channel and for $D^0 \rightarrow \pi^+ \pi^-$, which is an important background channel.

3 Event selection and efficiencies

In the first stage of the offline event selection, the $D^{*+} \rightarrow D^0(e^\pm \mu^\mp) \pi^+$ and $D^{*+} \rightarrow D^0(K^- \pi^+) \pi^+$ candidates that pass the trigger selection are required to have a vertex, formed from two good-quality tracks associated with particles of opposite charge, that is well separated from any PV, with the summed momentum vector of the two particles pointing to a PV (the mean number of PVs per beam crossing is 1.6). The measured momentum of the electron candidates is corrected to account for loss of momentum by bremsstrahlung in

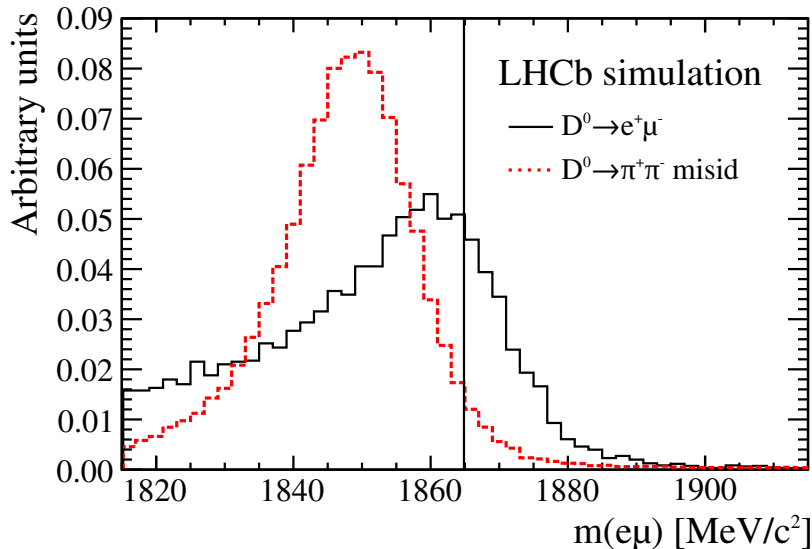


Figure 1: Mass spectra from simulation for $D^0 \rightarrow e^\pm \mu^\mp$ decays (solid line) and $D^0 \rightarrow \pi^+ \pi^-$ decays reconstructed as $D^0 \rightarrow e^\pm \mu^\mp$ (dashed line). Each spectrum is normalized to unit area. The vertical line indicates the mass of the D^0 meson.

the detector, using the photon energy deposition in the electromagnetic calorimeter [22]. Muon and electron candidates, and pions and kaons from the $D^0 \rightarrow K^- \pi^+$ candidates, are required to have $p > 4 \text{ GeV}/c$ and $p_T > 0.75 \text{ GeV}/c$ and to be positively identified by the particle identification systems. The soft pion from the candidate $D^{*+} \rightarrow D^0 \pi^+$ decay is required to have $p_T > 110 \text{ MeV}/c$ and to be consistent with coming from the PV. A kinematic fit is performed, with the two D^0 decay tracks constrained to a secondary vertex and the soft pion and D^0 candidates constrained to come from the PV. This fit improves the resolution on the mass difference between the reconstructed D^{*+} and D^0 mesons, which is required to be in the range $135 - 155 \text{ MeV}/c^2$. About 2% of events contain more than one $D^{*+} \rightarrow D^0 \pi^+$ candidate and in these events one is chosen at random. After the above selections, 2114 candidates remain in the signal mass region for $D^0 \rightarrow e^\pm \mu^\mp$ and 330 359 for $D^0 \rightarrow K^- \pi^+$ (the trigger accept rate for the latter channel is scaled to retain only 1% of candidates).

An important source of background in the sample of $D^0 \rightarrow e^\pm \mu^\mp$ candidates comes from $D^0 \rightarrow \pi^+ \pi^-$ decays where one pion is misidentified as an electron and the other as a muon. From simulations and calibration samples in the data [13], the probability for a $D^0 \rightarrow \pi^+ \pi^-$ event to be selected in the final sample of candidate signal events is found to be $(1.0 \pm 0.6) \times 10^{-8}$ in the 7 TeV data and $(1.8 \pm 0.4) \times 10^{-8}$ in the 8 TeV data. Figure 1 shows a comparison of the mass spectra, from simulation, for $D^0 \rightarrow e^\pm \mu^\mp$ decays and for $D^0 \rightarrow \pi^+ \pi^-$ decays reconstructed as $D^0 \rightarrow e^\pm \mu^\mp$, with each spectrum normalized to unit area. The low-mass tail for genuine $D^0 \rightarrow e^\pm \mu^\mp$ decays is caused by bremsstrahlung from the electrons; about 15% of the signal lies below $1810 \text{ MeV}/c^2$. The misidentified $D^0 \rightarrow \pi^+ \pi^-$ decays produce a peak at a mass about $15 \text{ MeV}/c^2$ below the signal mass.

Misidentified $D^0 \rightarrow K^- \pi^+$ decays always have reconstructed mass below the region selected for the analysis, because of the large mass difference between kaons and electrons or muons; as a consequence, there is no background from this source. Other sources of background include the semileptonic decay modes $D^0 \rightarrow \pi^- e^+ \nu_e$ and $D^0 \rightarrow \pi^- \mu^+ \nu_\mu$, with the pion misidentified as a muon or an electron, respectively. Since, as part of bremsstrahlung recovery, the energy of unrelated photons may be incorrectly added to the energy of the electron candidates, these semileptonic backgrounds extend smoothly above the signal region and are treated as part of the combinatorial background of $e^\pm \mu^\mp$ pairs where the two lepton candidates have different sources.

Trigger, selection and particle identification efficiencies, and misidentification probabilities, are obtained from a combination of simulation and data. Control samples of well-identified electrons, muons, pions and kaons in data are obtained from J/ψ meson decays into pairs of electrons or muons and from $D^{*+} \rightarrow D^0(K^- \pi^+) \pi^+$ decays, selected using different requirements from those used in the current analysis. These control samples are binned in pseudorapidity and transverse momentum of the tracks, and in the track multiplicity of the event. The hardware trigger efficiency for signal is evaluated using data, while the efficiency for the software trigger and offline selections is evaluated using simulation after validation with the data control samples. Where efficiencies are taken from the simulation, the samples are weighted to take into account differences between simulation and data, particularly in the distribution of per-event track multiplicities.

4 Multivariate classifier

A multivariate classifier based on a BDT [23] with a gradient boost [24] is used to divide the selected sample into bins of different signal purity. The following variables are used as inputs to the BDT: the smallest distance of closest approach of the D^0 candidate to any PV; an isolation variable that depends on how much additional charged particle momentum is in a region of radius $R \equiv \sqrt{(\Delta\eta)^2 + (\Delta\phi)^2} = 1$ around the D^{*+} candidate, where η and ϕ are pseudorapidity and azimuthal angle; χ^2 of the kinematic fit; and χ_{IP}^2 , the impact parameter χ^2 with respect to the associated PV, for each of the D^{*+} and D^0 candidates, and for the two D^0 decay tracks. The variable χ_{IP}^2 is defined as the difference in vertex fit χ^2 with and without the particle considered. None of the BDT input variables contains particle identification information. It therefore performs equally well for the signal and normalization channels (and for the misidentified $D^0 \rightarrow \pi^+ \pi^-$ decays).

The BDT is trained separately for the 7 TeV and 8 TeV data samples, to exploit the dependence of some input variables, for example the isolation variable, on the collision energy. The background sample used for the training comprises selected candidates with invariant mass within 300 MeV/ c^2 of the known D^0 mass, but excluding the signal region, 1815 – 1915 MeV/ c^2 . The training for signal is done with the simulated $D^0 \rightarrow e^\pm \mu^\mp$ events. One half of each sample is used for training the BDT, while the other half is used to test for over-training. No evidence for over-training is seen. Following procedures used in Refs. [25, 26], the BDT output value, which lies between -1 (most background-like)

and 1 (most signal-like), is used to separate the data sample into three sub-samples with ranges chosen to give optimum separation between the background-only and signal-plus-background hypotheses.

5 Fits to mass spectra

In order to determine the number of signal decays, extended maximum likelihood fits are made simultaneously to unbinned distributions of $m(D^0)$ and $\Delta m = m(D^{*+}) - m(D^0)$ for the $D^0 \rightarrow e^\pm \mu^\mp$ candidates in each of the three BDT bins for the 7 TeV and 8 TeV data. Hereinafter, $m(D^0)$ denotes the mass of the D^0 candidate for both signal and normalization channels, and Δm denotes the mass difference between the D^{*+} and D^0 candidates. In these fits, from which the branching fraction is extracted directly, all systematic uncertainties, as discussed in Sect. 6, are included as Gaussian constraints on the appropriate parameters.

The $D^0 \rightarrow e^\pm \mu^\mp$ signal probability density functions (PDF) in the three BDT bins are obtained from the simulation. The simulated $D^0 \rightarrow e^\pm \mu^\mp$ mass spectra are fitted using the sum of two Crystal Ball functions [27] with a common peak value but different widths. One of the Crystal Ball functions has a low-mass tail to account for energy loss due to bremsstrahlung while the other is modified to have a high-mass tail to accommodate events where a bremsstrahlung photon is incorrectly assigned to an electron candidate. The per-event particle multiplicity affects the amount of bremsstrahlung radiation recovered for the electron candidates, and this differs between simulation and data. Therefore both the simulation and the data are classified in three bins of the variable N_{SPD} , the number of hits in the scintillating pad detector, which is a measure of the particle multiplicity. The parameters of the signal PDF are obtained as averages of their values in the three bins of N_{SPD} , weighted to account for data-simulation differences. The PDF shapes for the peaking background due to misidentified $D^0 \rightarrow \pi^+ \pi^-$ decays (see Fig. 1) are obtained in the same way as for $D^0 \rightarrow e^\pm \mu^\mp$, using the same functional form for the signal shapes, and their yields are Gaussian-constrained in the fits. The combinatorial background for the D^0 candidate mass is described by a second-order polynomial.

The signal shapes in the Δm distributions for the $D^0 \rightarrow e^\pm \mu^\mp$ and $D^0 \rightarrow \pi^+ \pi^-$ channels are each parametrised as a sum of three Gaussian functions; for $D^0 \rightarrow e^\pm \mu^\mp$ two of the Gaussian functions have the same mean, but the one with the largest width is allowed to have a different mean, while the three mean values are independent for the $D^0 \rightarrow \pi^+ \pi^-$ shape. In each case all three Gaussian functions have independent widths. The combinatorial background in Δm is fitted using an empirical function of the form

$$f(\Delta m) = N \left[\left(1 - \exp \left(-\frac{\Delta m - (\Delta m)_0}{c} \right) \right) \times \left(\frac{\Delta m}{(\Delta m)_0} \right)^a + b \left(\frac{\Delta m}{(\Delta m)_0} - 1 \right) \right], \quad (1)$$

where N is a normalization factor, $(\Delta m)_0$ is the threshold mass difference, and a , b and c are free parameters. In the fits to the $D^0 \rightarrow e^\pm \mu^\mp$ candidates, the parameter a is fixed to zero. A fraction of the $D^0 \rightarrow e^\pm \mu^\mp$ and the misidentified $D^0 \rightarrow \pi^+ \pi^-$ decays is associated

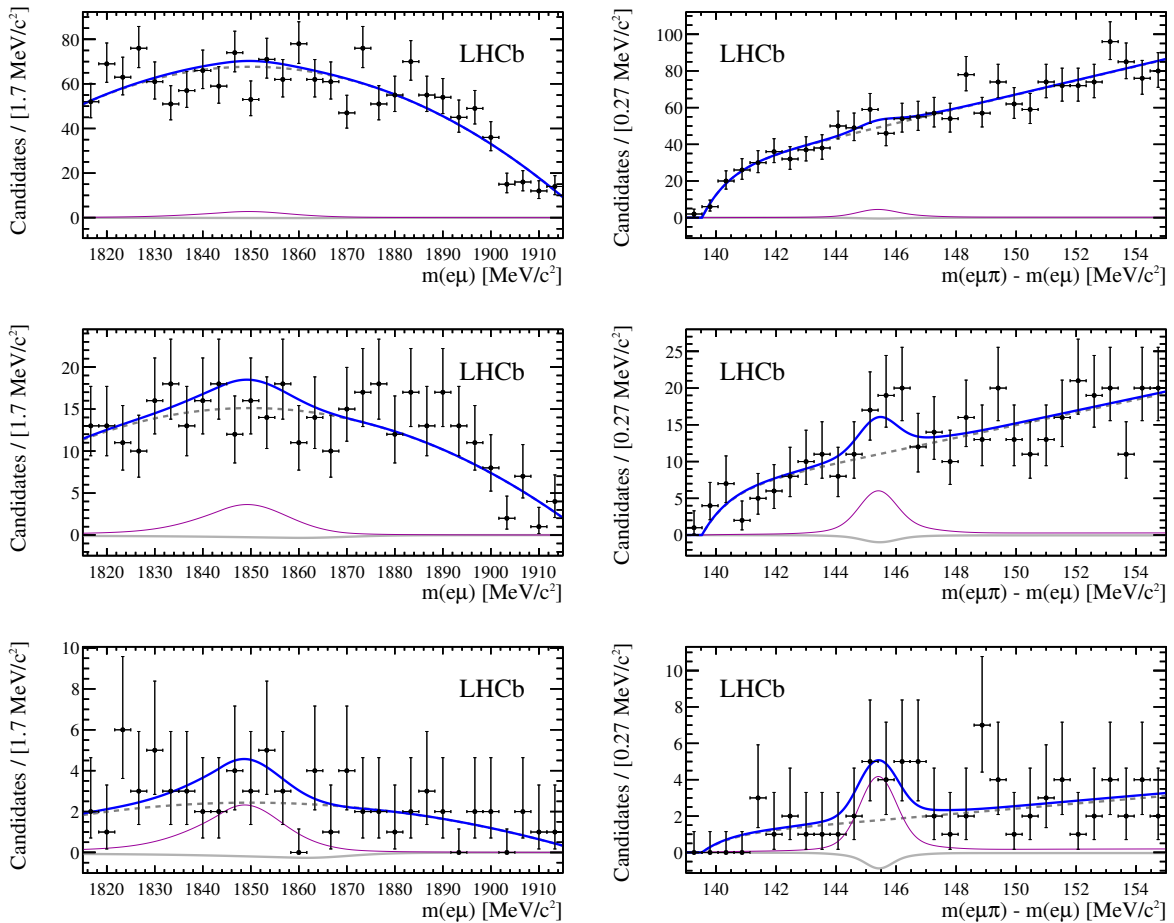


Figure 2: Distributions of (left) $m(D^0)$ and (right) Δm for $D^0 \rightarrow e^\pm \mu^\mp$ candidates reconstructed in the combined 7 TeV and 8 TeV data, with fit functions overlaid. The rows correspond to the three bins of BDT output, with the top row corresponding to the most background-like and the bottom row to the most signal-like. The solid (blue) lines show the total fit results, while the thick (grey) lines show the total $D^0 \rightarrow e^\pm \mu^\mp$ component, the thin (purple) lines show the total misidentified $D^0 \rightarrow \pi^+ \pi^-$ and the dashed (grey) lines indicate the combinatorial background.

to a random soft pion, and therefore peaks in $m(D^0)$ but not in Δm . This fraction is Gaussian constrained to the value $23.7 \pm 0.2\%$ found in the fits to the $D^0 \rightarrow K^- \pi^+$ normalisation channel, discussed below.

Figure 2 shows the fit results for the combined 7 TeV and 8 TeV dataset, separately for the three bins of BDT output. The peaks seen in the $m(D^0)$ and Δm distributions are due to misidentified $D^0 \rightarrow \pi^+ \pi^-$ decays. No evidence is seen for any $D^0 \rightarrow e^\pm \mu^\mp$ signal. The fits return a total of -7 ± 15 signal decays.

For the normalisation channel $D^0 \rightarrow K^- \pi^+$, for which there are many candidates, binned fits are done separately to the 7 TeV and 8 TeV samples, using a sum of two Gaussian functions with a common mean to model the D^0 candidate mass distribution,

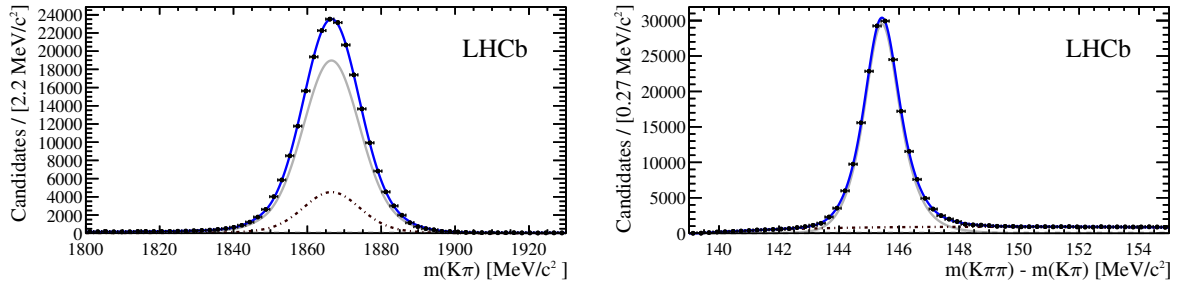


Figure 3: Distributions of (left) $m(D^0)$ and (right) Δm for $K^-\pi^+$ candidates for the 8 TeV data. The dark (blue) line shows the overall fit, the lighter grey line shows the signal, and the dot-dash line shows genuine D^0 events where the soft pion does not come from a D^{*+} decay. The combinatorial background is too small to be visible.

and a sum of three Gaussian functions for the Δm distribution. In the latter case, two of the Gaussian functions have the same mean, but the one with the largest width is allowed to have a different mean. The function defined by Eq. (1) is used for the background in the Δm spectrum, with all parameters allowed to vary in the fit. Figure 3 shows the results of the fit for the $D^0 \rightarrow K^-\pi^+$ normalization samples in the 8 TeV data, for both the $m(D^0)$ and Δm distributions. Totals of 80×10^3 and 182×10^3 $D^{*+} \rightarrow D^0(\rightarrow K^-\pi^+)\pi^+$ decays are observed in the 7 TeV and 8 TeV data, respectively.

6 Systematic uncertainties

The uncertainty on the fitted $D^0 \rightarrow e^\pm\mu^\mp$ signal rate is dominated by statistical fluctuations of the combinatorial background. Sources of systematic uncertainty that could affect the final result include those on the yield of the normalization $D^0 \rightarrow K^-\pi^+$ decay, uncertainties in the shapes of the PDFs used for $D^0 \rightarrow e^\pm\mu^\mp$ and $D^0 \rightarrow \pi^+\pi^-$, and uncertainties in the selection efficiencies and particle misidentification probabilities. All of these uncertainties are included as Gaussian constraints in the fits described in Sect. 5.

In the nominal fit to signal candidates, the parameters of the signal PDF, obtained from the simulation, are Gaussian constrained according to their uncertainties. To obtain these uncertainties, samples of $B^+ \rightarrow J/\psi K^+$ decays with $J/\psi \rightarrow e^+e^-$ are selected in both simulation and data, and the e^+e^- mass spectra are fitted using the same functional form as used for $D^0 \rightarrow e^\pm\mu^\mp$. The fractional differences in the parameter values between the $J/\psi \rightarrow e^+e^-$ fits to the data and to the simulation are taken as the fractional systematic uncertainties on the corresponding parameters of the PDF for the $D^0 \rightarrow e^\pm\mu^\mp$ candidate mass spectra.

For the fits to the fully simulated, misidentified $D^0 \rightarrow \pi^+\pi^-$ mass spectra, some selection requirements are removed in order to have enough events to obtain reliable fits. The efficiency of the selection requirements that are not applied varies linearly by a relative 9.4% with reconstructed mass across the fit region. The PDF for the peak shape

in the misidentified $D^0 \rightarrow \pi^+\pi^-$ decays is corrected for this variation of efficiency, and the resulting contribution to the systematic uncertainty on the yield is taken as 4.7%.

To allow for uncertainties in the fractions of $D^0 \rightarrow e^\pm\mu^\mp$ signal and misidentified $D^0 \rightarrow \pi^+\pi^-$ decays that are estimated in the three bins of BDT output, a comparison is made between these fractions for simulated $D^0 \rightarrow e^\pm\mu^\mp$, simulated $D^0 \rightarrow \pi^+\pi^-$ and well identified $D^0 \rightarrow \pi^+\pi^-$ decays in the data. Since the BDT does not take into account particle identification, the largest differences between these fractions in each bin, typically 2.5%, are taken as the systematic uncertainties on the fractions in the data.

To account for differences between data and simulation in the per-event track multiplicity, the reconstruction efficiencies and misidentification probabilities for simulated events are evaluated in three bins of N_{SPD} . These are then weighted to match the multiplicity distribution in the data. Half of the differences between the unweighted and the weighted efficiencies and misidentification probabilities, typically 5%, are taken as the systematic uncertainties on these quantities. Further uncertainties, of 2.5% for each of $D^0 \rightarrow e^\pm\mu^\mp$ and $D^0 \rightarrow \pi^+\pi^-$, are included to account for limited knowledge of the tracking efficiencies.

Using the calibration samples, particle identification and trigger efficiencies are estimated in bins of pseudorapidity, transverse momentum and event multiplicity. Overall efficiencies are determined by scaling the simulation so that the distributions in these variables match the data. To estimate systematic uncertainties from this procedure, different binning schemes are used and the resulting changes in the efficiency values are treated as systematic uncertainties. Overall systematic uncertainties are 6% on the $D^0 \rightarrow e^\pm\mu^\mp$ selection efficiency and 30% on the $D^0 \rightarrow \pi^+\pi^-$ misidentification probability.

To study systematic effects in the fit to the normalization channel, the order of the background polynomial is increased, the number of bins changed, fixed parameters are varied and the Gaussian mean values in the Δm fits are constrained to be equal. From these studies a contribution of 1% is assigned to the systematic uncertainty on the yield. Similar procedures as described above for the signal channel are also used to evaluate the other systematic uncertainties for the $D^0 \rightarrow K^-\pi^+$ normalization channel. The resulting overall systematic uncertainty in the measured number of $D^0 \rightarrow K^-\pi^+$ decays is 5%.

7 Results and conclusions

The measured branching fraction for the signal channel is given by

$$\mathcal{B}(D^0 \rightarrow e^\pm\mu^\mp) = \frac{N_{e\mu}/\epsilon_{e\mu}}{N_{K\pi}/\epsilon_{K\pi}} \times \mathcal{B}(D^0 \rightarrow K^-\pi^+), \quad (2)$$

where $N_{e\mu}$ and $N_{K\pi}$ are the fitted numbers of $D^0 \rightarrow e^\pm\mu^\mp$ and $D^0 \rightarrow K^-\pi^+$ decays, the corresponding ϵ are the overall efficiencies, and the branching fraction for the normalization channel, $\mathcal{B}(D^0 \rightarrow K^-\pi^+) = (3.88 \pm 0.05)\%$, is taken from Ref. [28]. The efficiencies $\epsilon_{e\mu} = (4.4 \pm 0.3) \times 10^{-4}$ and $\epsilon_{K\pi} = (2.5 \pm 0.1) \times 10^{-6}$, for the signal and normalization channels, are the products of the reconstruction efficiencies for the final-state particles, including the geometric detector acceptance, the selection efficiencies, and the trigger efficiencies (including the 1% scaling in the trigger for the $D^0 \rightarrow K^-\pi^+$ channel).

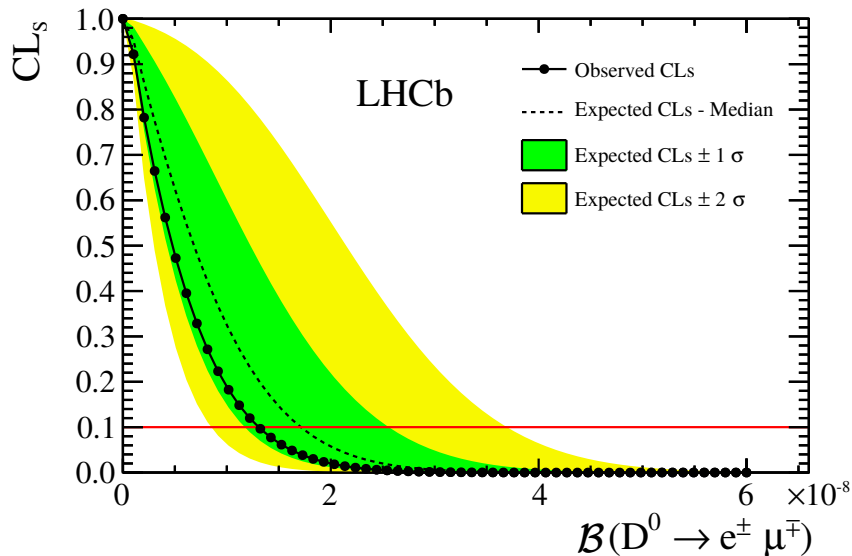


Figure 4: Distribution of CL_s as a function of $\mathcal{B}(D^0 \rightarrow e^\pm \mu^\mp)$. The expected distribution is shown by the dashed line, with the $\pm 1\sigma$ and $\pm 2\sigma$ regions shaded. The observed distribution is shown by the solid line connecting the data points. The horizontal line indicates the 90% confidence level.

No evidence is seen for a $D^0 \rightarrow e^\pm \mu^\mp$ signal in the overall mass spectrum, nor in any individual bin of BDT output, and the measured branching fraction is $\mathcal{B}(D^0 \rightarrow e^\pm \mu^\mp) = (-0.6 \pm 1.2) \times 10^{-8}$, where the uncertainty accounts for both statistical and systematic effects. An upper limit on the branching fraction is obtained using the CL_s method [29], where the p-value for the signal-plus-background hypothesis is compared to that for the background-only hypothesis. The expected and observed CL_s values as functions of the assumed branching fraction are shown in Fig. 4, where the expected CL_s values are obtained using an Asimov dataset [30] as described in Ref. [31], and are the median expected limits under the assumption of no signal. Expected limits based on pseudoexperiments give consistent results. There is excellent correspondence between the expected and observed CL_s values, and an upper limit is set on the branching fraction, $\mathcal{B}(D^0 \rightarrow e^\pm \mu^\mp) < 1.3 \times 10^{-8}$ at 90% CL (and $< 1.6 \times 10^{-8}$ at 95% CL). This limit will help to further constrain products of couplings in supersymmetric models that incorporate R-parity violation [1–3] and constrains the parameter space in some leptoquark scenarios [7].

In summary, a search for the lepton-flavour violating decay $D^0 \rightarrow e^\pm \mu^\mp$ is performed on a data sample corresponding to an integrated luminosity of 3.0 fb^{-1} collected in pp collisions at centre-of-mass energies of 7 and 8 TeV. The data are consistent with the background-only hypothesis, and a limit is set on the branching fraction, $\mathcal{B}(D^0 \rightarrow e^\pm \mu^\mp) < 1.3 \times 10^{-8}$ at 90% CL, which is an order of magnitude lower than the previous limit.

Acknowledgements

We express our gratitude to our colleagues in the CERN accelerator departments for the excellent performance of the LHC. We thank the technical and administrative staff at the LHCb institutes. We acknowledge support from CERN and from the national agencies: CAPES, CNPq, FAPERJ and FINEP (Brazil); NSFC (China); CNRS/IN2P3 (France); BMBF, DFG and MPG (Germany); INFN (Italy); FOM and NWO (The Netherlands); MNiSW and NCN (Poland); MEN/IFA (Romania); MinES and FANO (Russia); MinECo (Spain); SNSF and SER (Switzerland); NASU (Ukraine); STFC (United Kingdom); NSF (USA). We acknowledge the computing resources that are provided by CERN, IN2P3 (France), KIT and DESY (Germany), INFN (Italy), SURF (The Netherlands), PIC (Spain), GridPP (United Kingdom), RRCKI (Russia), CSCS (Switzerland), IFIN-HH (Romania), CBPF (Brazil), PL-GRID (Poland) and OSC (USA). We are indebted to the communities behind the multiple open source software packages on which we depend. We are also thankful for the computing resources and the access to software R&D tools provided by Yandex LLC (Russia). Individual groups or members have received support from AvH Foundation (Germany), EPLANET, Marie Skłodowska-Curie Actions and ERC (European Union), Conseil Général de Haute-Savoie, Labex ENIGMASS and OCEVU, Région Auvergne (France), RFBR (Russia), GVA, XuntaGal and GENCAT (Spain), The Royal Society and Royal Commission for the Exhibition of 1851 (United Kingdom).

References

- [1] G. Burdman, E. Golowich, J. L. Hewett, and S. Pakvasa, *Rare charm decays in the standard model and beyond*, Phys. Rev. **D66** (2002) 014009, [arXiv:hep-ph/0112235](#).
- [2] F. Tahir, A. Mir, and S. Mahmood, *Study of pure and semileptonic decays of D_s meson within R -parity violating supersymmetric model*, Chin. Phys. **C38** (2014) 123101.
- [3] R.-M. Wang *et al.*, *Studying the lepton number and lepton flavor violating $D^0 \rightarrow e^\pm \mu^\mp$ and $D_{d/s}^+ \rightarrow \pi(K)^+ e^\pm \mu^\mp$ decays*, Int. J. Mod. Phys. **A29** (2014), no. 29 1450169.
- [4] LHCb collaboration, R. Aaij *et al.*, *Search for the lepton-flavour-violating decays $B_s^0 \rightarrow e^\pm \mu^\mp$ and $B^0 \rightarrow e^\pm \mu^\mp$* , Phys. Rev. Lett. **111** (2013) 141801, [arXiv:1307.4889](#).
- [5] J. C. Pati and A. Salam, *Lepton number as the fourth color*, Phys. Rev. **D10** (1974) 275, Erratum: Phys. Rev. **D11** (1975) 703.
- [6] G. Valencia and S. Willenbrock, *Quark - lepton unification and rare meson decays*, Phys. Rev. **D50** (1994) 6843, [arXiv:hep-ph/9409201](#).
- [7] S. de Boer and G. Hiller, *Flavor \mathcal{E} new physics opportunities with rare charm decays into leptons*, [arXiv:1510.00311](#).
- [8] K. Riles *et al.*, *Limit on the decay $D^0 \rightarrow e^\pm \mu^\mp$* , Phys. Rev. D **35** (1987) 2914(R).

- [9] E791 collaboration, E. M. Aitala *et al.*, *Search for rare and forbidden dilepton decays of the D^+ , D_s^+ , and D^0 charmed mesons*, Phys. Lett. B **462** (1999) 401.
- [10] BaBar collaboration, J. P. Lees *et al.*, *Search for the decay modes $D^0 \rightarrow e^+e^-$, $D^0 \rightarrow \mu^+\mu^-$, and $D^0 \rightarrow e\mu$* , Phys. Rev. **D86** (2012) 032001, arXiv:1206.5419.
- [11] Belle collaboration, M. Petric *et al.*, *Search for leptonic decays of D^0 mesons*, Phys. Rev. **D81** (2010) 091102, arXiv:1003.2345.
- [12] LHCb collaboration, A. A. Alves Jr. *et al.*, *The LHCb detector at the LHC*, JINST **3** (2008) S08005.
- [13] LHCb collaboration, R. Aaij *et al.*, *LHCb detector performance*, Int. J. Mod. Phys. **A30** (2015) 1530022, arXiv:1412.6352.
- [14] R. Aaij *et al.*, *The LHCb trigger and its performance in 2011*, JINST **8** (2013) P04022, arXiv:1211.3055.
- [15] V. V. Gligorov and M. Williams, *Efficient, reliable and fast high-level triggering using a bonsai boosted decision tree*, JINST **8** (2013) P02013, arXiv:1210.6861.
- [16] T. Sjöstrand, S. Mrenna, and P. Skands, *A brief introduction to PYTHIA 8.1*, Comput. Phys. Commun. **178** (2008) 852, arXiv:0710.3820; T. Sjöstrand, S. Mrenna, and P. Skands, *PYTHIA 6.4 physics and manual*, JHEP **05** (2006) 026, arXiv:hep-ph/0603175.
- [17] I. Belyaev *et al.*, *Handling of the generation of primary events in Gauss, the LHCb simulation framework*, J. Phys. Conf. Ser. **331** (2011) 032047.
- [18] D. J. Lange, *The EvtGen particle decay simulation package*, Nucl. Instrum. Meth. **A462** (2001) 152.
- [19] P. Golonka and Z. Was, *PHOTOS Monte Carlo: A precision tool for QED corrections in Z and W decays*, Eur. Phys. J. **C45** (2006) 97, arXiv:hep-ph/0506026.
- [20] Geant4 collaboration, J. Allison *et al.*, *Geant4 developments and applications*, IEEE Trans. Nucl. Sci. **53** (2006) 270; Geant4 collaboration, S. Agostinelli *et al.*, *Geant4: A simulation toolkit*, Nucl. Instrum. Meth. **A506** (2003) 250.
- [21] M. Clemencic *et al.*, *The LHCb simulation application, Gauss: Design, evolution and experience*, J. Phys. Conf. Ser. **331** (2011) 032023.
- [22] LHCb collaboration, R. Aaij *et al.*, *Measurement of the $B^0 \rightarrow K^{*0}e^+e^-$ branching fraction at low dilepton mass*, JHEP **05** (2013) 159, arXiv:1304.3035.
- [23] L. Breiman, J. H. Friedman, R. A. Olshen, and C. J. Stone, *Classification and regression trees*, Wadsworth international group, Belmont, California, USA, 1984.

- [24] J. H. Friedman, *Greedy function approximation: A gradient boosting machine*, The Annals of Statistics **29** (2001) 1189.
- [25] LHCb collaboration, R. Aaij *et al.*, *Searches for violation of lepton flavour and baryon number in tau lepton decays at LHCb*, Phys. Lett. **B724** (2013) 36, [arXiv:1304.4518](#).
- [26] LHCb collaboration, R. Aaij *et al.*, *Search for the lepton flavour violating decay $\tau^- \rightarrow \mu^- \mu^+ \mu^-$* , JHEP **02** (2015) 121, [arXiv:1409.8548](#).
- [27] T. Skwarnicki, *A study of the radiative cascade transitions between the Upsilon-prime and Upsilon resonances*, PhD thesis, Institute of Nuclear Physics, Krakow, 1986, DESY-F31-86-02.
- [28] Particle Data Group, K. A. Olive *et al.*, *Review of particle physics*, Chin. Phys. **C38** (2014) 090001.
- [29] A. L. Read, *Presentation of search results: The CL(s) technique*, J. Phys. **G28** (2002) 2693.
- [30] G. Cowan, K. Cranmer, E. Gross, and O. Vitells, *Asymptotic formulae for likelihood-based tests of new physics*, Eur. Phys. J. **C71** (2011) 1554, [arXiv:1007.1727](#), Erratum: Eur. Phys. J. **C73** (2013) 2501.
- [31] L. Moneta *et al.*, *The RooStats project*, PoS **ACAT2010** (2010) 057, [arXiv:1009.1003](#).

LHCb collaboration

R. Aaij³⁹, C. Abellán Beteta⁴¹, B. Adeva³⁸, M. Adinolfi⁴⁷, A. Affolder⁵³, Z. Ajaltouni⁵, S. Akar⁶, J. Albrecht¹⁰, F. Alessio³⁹, M. Alexander⁵², S. Ali⁴², G. Alkhazov³¹, P. Alvarez Cartelle⁵⁴, A.A. Alves Jr⁵⁸, S. Amato², S. Amerio²³, Y. Amhis⁷, L. An³, L. Anderlini¹⁸, J. Anderson⁴¹, G. Andreassi⁴⁰, M. Andreotti^{17,g}, J.E. Andrews⁵⁹, R.B. Appleby⁵⁵, O. Aquines Gutierrez¹¹, F. Archilli³⁹, P. d'Argent¹², A. Artamonov³⁶, M. Artuso⁶⁰, E. Aslanides⁶, G. Auriemma^{26,n}, M. Baalouch⁵, S. Bachmann¹², J.J. Back⁴⁹, A. Badalov³⁷, C. Baesso⁶¹, W. Baldini^{17,39}, R.J. Barlow⁵⁵, C. Barschel³⁹, S. Barsuk⁷, W. Barter³⁹, V. Batozskaya²⁹, V. Battista⁴⁰, A. Bay⁴⁰, L. Beaucourt⁴, J. Beddow⁵², F. Bedeschi²⁴, I. Bediaga¹, L.J. Bel⁴², V. Bellee⁴⁰, N. Belloli^{21,k}, I. Belyaev³², E. Ben-Haim⁸, G. Bencivenni¹⁹, S. Benson³⁹, J. Benton⁴⁷, A. Berezhnoy³³, R. Bernet⁴¹, A. Bertolin²³, M.-O. Bettler³⁹, M. van Beuzekom⁴², S. Bifani⁴⁶, P. Billoir⁸, T. Bird⁵⁵, A. Birnkraut¹⁰, A. Bizzeti^{18,i}, T. Blake⁴⁹, F. Blanc⁴⁰, J. Blouw¹¹, S. Blusk⁶⁰, V. Bocci²⁶, A. Bondar³⁵, N. Bondar^{31,39}, W. Bonivento¹⁶, S. Borghi⁵⁵, M. Borisyak⁶⁶, M. Borsato⁷, T.J.V. Bowcock⁵³, E. Bowen⁴¹, C. Bozzi^{17,39}, S. Braun¹², M. Britsch¹², T. Britton⁶⁰, J. Brodzicka⁵⁵, N.H. Brook⁴⁷, E. Buchanan⁴⁷, C. Burr⁵⁵, A. Bursche⁴¹, J. Buytaert³⁹, S. Cadeddu¹⁶, R. Calabrese^{17,g}, M. Calvi^{21,k}, M. Calvo Gomez^{37,p}, P. Campana¹⁹, D. Campora Perez³⁹, L. Capriotti⁵⁵, A. Carbone^{15,e}, G. Carboni^{25,l}, R. Cardinale^{20,j}, A. Cardini¹⁶, P. Carniti^{21,k}, L. Carson⁵¹, K. Carvalho Akiba², G. Casse⁵³, L. Cassina^{21,k}, L. Castillo Garcia⁴⁰, M. Cattaneo³⁹, Ch. Cauet¹⁰, G. Cavallero²⁰, R. Cenci^{24,t}, M. Charles⁸, Ph. Charpentier³⁹, M. Chefdeville⁴, S. Chen⁵⁵, S.-F. Cheung⁵⁶, N. Chiapolini⁴¹, M. Chrzaszcz⁴¹, X. Cid Vidal³⁹, G. Ciezarek⁴², P.E.L. Clarke⁵¹, M. Clemencic³⁹, H.V. Cliff⁴⁸, J. Closier³⁹, V. Coco³⁹, J. Cogan⁶, E. Cogneras⁵, V. Cogoni^{16,f}, L. Cojocariu³⁰, G. Collazuol^{23,r}, P. Collins³⁹, A. Comerma-Montells¹², A. Contu¹⁶, A. Cook⁴⁷, M. Coombes⁴⁷, S. Coquereau⁸, G. Corti³⁹, M. Corvo^{17,g}, B. Couturier³⁹, G.A. Cowan⁵¹, D.C. Craik⁵¹, A. Crocombe⁴⁹, M. Cruz Torres⁶¹, S. Cunliffe⁵⁴, R. Currie⁵⁴, C. D'Ambrosio³⁹, E. Dall'Occo⁴², J. Dalseno⁴⁷, P.N.Y. David⁴², A. Davis⁵⁸, O. De Aguiar Francisco², K. De Bruyn⁶, S. De Capua⁵⁵, M. De Cian¹², J.M. De Miranda¹, L. De Paula², P. De Simone¹⁹, C.-T. Dean⁵², D. Decamp⁴, M. Deckenhoff¹⁰, L. Del Buono⁸, N. Déleage⁴, M. Demmer¹⁰, D. Derkach⁶⁶, O. Deschamps⁵, F. Dettori³⁹, B. Dey²², A. Di Canto³⁹, F. Di Ruscio²⁵, H. Dijkstra³⁹, S. Donleavy⁵³, F. Dordei¹², M. Dorigo⁴⁰, A. Dosil Suárez³⁸, D. Dossett⁴⁹, A. Dovbnya⁴⁴, K. Dreimanis⁵³, L. Dufour⁴², G. Dujany⁵⁵, P. Durante³⁹, R. Dzhelyadin³⁶, A. Dziurda²⁷, A. Dzyuba³¹, S. Easo^{50,39}, U. Egede⁵⁴, V. Egorychev³², S. Eidelman³⁵, S. Eisenhardt⁵¹, U. Eitschberger¹⁰, R. Ekelhof¹⁰, L. Eklund⁵², I. El Rifai⁵, Ch. Elsasser⁴¹, S. Ely⁶⁰, S. Esen¹², H.M. Evans⁴⁸, T. Evans⁵⁶, A. Falabella¹⁵, C. Färber³⁹, N. Farley⁴⁶, S. Farry⁵³, R. Fay⁵³, D. Ferguson⁵¹, V. Fernandez Albor³⁸, F. Ferrari¹⁵, F. Ferreira Rodrigues¹, M. Ferro-Luzzi³⁹, S. Filippov³⁴, M. Fiore^{17,39,g}, M. Fiorini^{17,g}, M. Firlej²⁸, C. Fitzpatrick⁴⁰, T. Fiutowski²⁸, F. Fleuret^{7,b}, K. Föhl³⁹, P. Fol⁵⁴, M. Fontana¹⁶, F. Fontanelli^{20,j}, D. C. Forshaw⁶⁰, R. Forty³⁹, M. Frank³⁹, C. Frei³⁹, M. Frosini¹⁸, J. Fu²², E. Furfaro^{25,l}, A. Gallas Torreira³⁸, D. Galli^{15,e}, S. Gallorini²³, S. Gambetta⁵¹, M. Gandelman², P. Gandini⁵⁶, Y. Gao³, J. García Pardiñas³⁸, J. Garra Tico⁴⁸, L. Garrido³⁷, D. Gascon³⁷, C. Gaspar³⁹, R. Gauld⁵⁶, L. Gavardi¹⁰, G. Gazzoni⁵, D. Gerick¹², E. Gersabeck¹², M. Gersabeck⁵⁵, T. Gershon⁴⁹, Ph. Ghez⁴, S. Gianì⁴⁰, V. Gibson⁴⁸, O.G. Girard⁴⁰, L. Giubega³⁰, V.V. Gligorov³⁹, C. Göbel⁶¹, D. Golubkov³², A. Golutvin^{54,39}, A. Gomes^{1,a}, C. Gotti^{21,k}, M. Grabalosa Gándara⁵, R. Graciani Diaz³⁷, L.A. Granado Cardoso³⁹, E. Graugés³⁷, E. Graverini⁴¹, G. Graziani¹⁸, A. Greco³⁰, E. Greening⁵⁶, S. Gregson⁴⁸, P. Griffith⁴⁶, L. Grillo¹², O. Grünberg⁶⁴, B. Gui⁶⁰, E. Gushchin³⁴, Yu. Guz^{36,39}, T. Gys³⁹, T. Hadavizadeh⁵⁶,

C. Hadjivasiliou⁶⁰, G. Haefeli⁴⁰, C. Haen³⁹, S.C. Haines⁴⁸, S. Hall⁵⁴, B. Hamilton⁵⁹, X. Han¹²,
 S. Hansmann-Menzemer¹², N. Harnew⁵⁶, S.T. Harnew⁴⁷, J. Harrison⁵⁵, J. He³⁹, T. Head⁴⁰,
 V. Heijne⁴², A. Heister⁹, K. Hennessy⁵³, P. Henrard⁵, L. Henry⁸, J.A. Hernando Morata³⁸,
 E. van Herwijnen³⁹, M. Heß⁶⁴, A. Hicheur², D. Hill⁵⁶, M. Hoballah⁵, C. Hombach⁵⁵,
 W. Hulsbergen⁴², T. Humair⁵⁴, N. Hussain⁵⁶, D. Hutchcroft⁵³, D. Hynds⁵², M. Idzik²⁸,
 P. Ilten⁵⁷, R. Jacobsson³⁹, A. Jaeger¹², J. Jalocha⁵⁶, E. Jans⁴², A. Jawahery⁵⁹, M. John⁵⁶,
 D. Johnson³⁹, C.R. Jones⁴⁸, C. Joram³⁹, B. Jost³⁹, N. Jurik⁶⁰, S. Kandybei⁴⁴, W. Kanso⁶,
 M. Karacson³⁹, T.M. Karbach^{39,†}, S. Karodia⁵², M. Kecke¹², M. Kelsey⁶⁰, I.R. Kenyon⁴⁶,
 M. Kenzie³⁹, T. Ketel⁴³, E. Khairullin⁶⁶, B. Khanji^{21,39,k}, C. Khurewathanakul⁴⁰, T. Kirn⁹,
 S. Klaver⁵⁵, K. Klimaszewski²⁹, O. Kochebina⁷, M. Kolpin¹², I. Komarov⁴⁰, R.F. Koopman⁴³,
 P. Koppenburg^{42,39}, M. Kozeiha⁵, L. Kravchuk³⁴, K. Kreplin¹², M. Krepis⁴⁹, P. Krokovny³⁵,
 F. Kruse¹⁰, W. Krzemien²⁹, W. Kucewicz^{27,o}, M. Kucharczyk²⁷, V. Kudryavtsev³⁵, A.
 K. Kuonen⁴⁰, K. Kurek²⁹, T. Kvaratskheliya³², D. Lacarrere³⁹, G. Lafferty^{55,39}, A. Lai¹⁶,
 D. Lambert⁵¹, G. Lanfranchi¹⁹, C. Langenbruch⁴⁹, B. Langhans³⁹, T. Latham⁴⁹, C. Lazzeroni⁴⁶,
 R. Le Gac⁶, J. van Leerdam⁴², J.-P. Lees⁴, R. Lefèvre⁵, A. Leflat^{33,39}, J. Lefrançois⁷,
 E. Lemos Cid³⁸, O. Leroy⁶, T. Lesiak²⁷, B. Leverington¹², Y. Li⁷, T. Likhomanenko^{66,65},
 M. Liles⁵³, R. Lindner³⁹, C. Linn³⁹, F. Lionetto⁴¹, B. Liu¹⁶, X. Liu³, D. Loh⁴⁹, I. Longstaff⁵²,
 J.H. Lopes², D. Lucchesi^{23,r}, M. Lucio Martinez³⁸, H. Luo⁵¹, A. Lupato²³, E. Luppi^{17,g},
 O. Lupton⁵⁶, A. Lusiani²⁴, F. Machefert⁷, F. Maciuc³⁰, O. Maev³¹, K. Maguire⁵⁵, S. Malde⁵⁶,
 A. Malinin⁶⁵, G. Manca⁷, G. Mancinelli⁶, P. Manning⁶⁰, A. Mapelli³⁹, J. Maratas⁵,
 J.F. Marchand⁴, U. Marconi¹⁵, C. Marin Benito³⁷, P. Marino^{24,39,t}, J. Marks¹², G. Martellotti²⁶,
 M. Martin⁶, M. Martinelli⁴⁰, D. Martinez Santos³⁸, F. Martinez Vidal⁶⁷, D. Martins Tostes²,
 L.M. Massacrier⁷, A. Massafferri¹, R. Matev³⁹, A. Mathad⁴⁹, Z. Mathe³⁹, C. Matteuzzi²¹,
 A. Mauri⁴¹, B. Maurin⁴⁰, A. Mazurov⁴⁶, M. McCann⁵⁴, J. McCarthy⁴⁶, A. McNab⁵⁵,
 R. McNulty¹³, B. Meadows⁵⁸, F. Meier¹⁰, M. Meissner¹², D. Melnychuk²⁹, M. Merk⁴²,
 E. Michielin²³, D.A. Milanese⁶³, M.-N. Minard⁴, D.S. Mitzel¹², J. Molina Rodriguez⁶¹,
 I.A. Monroy⁶³, S. Monteil⁵, M. Morandin²³, P. Morawski²⁸, A. Morda⁶, M.J. Morello^{24,t},
 J. Moron²⁸, A.B. Morris⁵¹, R. Mountain⁶⁰, F. Muheim⁵¹, D. Müller⁵⁵, J. Müller¹⁰, K. Müller⁴¹,
 V. Müller¹⁰, M. Mussini¹⁵, B. Muster⁴⁰, P. Naik⁴⁷, T. Nakada⁴⁰, R. Nandakumar⁵⁰, A. Nandi⁵⁶,
 I. Nasteva², M. Needham⁵¹, N. Neri²², S. Neubert¹², N. Neufeld³⁹, M. Neuner¹², A.D. Nguyen⁴⁰,
 T.D. Nguyen⁴⁰, C. Nguyen-Mau^{40,q}, V. Niess⁵, R. Niet¹⁰, N. Nikitin³³, T. Nikodem¹²,
 A. Novoselov³⁶, D.P. O'Hanlon⁴⁹, A. Oblakowska-Mucha²⁸, V. Obraztsov³⁶, S. Ogilvy⁵²,
 O. Okhrimenko⁴⁵, R. Oldeman^{16,f}, C.J.G. Onderwater⁶⁸, B. Osorio Rodrigues¹,
 J.M. Otalora Goicochea², A. Otto³⁹, P. Owen⁵⁴, A. Oyanguren⁶⁷, A. Palano^{14,d}, F. Palombo^{22,u},
 M. Palutan¹⁹, J. Panman³⁹, A. Papanestis⁵⁰, M. Pappagallo⁵², L.L. Pappalardo^{17,g},
 C. Pappenheimer⁵⁸, W. Parker⁵⁹, C. Parkes⁵⁵, G. Passaleva¹⁸, G.D. Patel⁵³, M. Patel⁵⁴,
 C. Patrignani^{20,j}, A. Pearce^{55,50}, A. Pellegrino⁴², G. Penso^{26,m}, M. Pepe Altarelli³⁹,
 S. Perazzini^{15,e}, P. Perret⁵, L. Pescatore⁴⁶, K. Petridis⁴⁷, A. Petrolini^{20,j}, M. Petruzzo²²,
 E. Picatoste Olloqui³⁷, B. Pietrzyk⁴, T. Pilar⁴⁹, D. Pinci²⁶, A. Pistone²⁰, A. Piucci¹²,
 S. Playfer⁵¹, M. Plo Casasus³⁸, T. Poikela³⁹, F. Polci⁸, A. Poluektov^{49,35}, I. Polyakov³²,
 E. Polcarpo², A. Popov³⁶, D. Popov^{11,39}, B. Popovici³⁰, C. Potterat², E. Price⁴⁷, J.D. Price⁵³,
 J. Prisciandaro³⁸, A. Pritchard⁵³, C. Prouve⁴⁷, V. Pugatch⁴⁵, A. Puig Navarro⁴⁰, G. Punzi^{24,s},
 W. Qian⁴, R. Quagliani^{7,47}, B. Rachwal²⁷, J.H. Rademacker⁴⁷, M. Rama²⁴, M. Ramos Pernas³⁸,
 M.S. Rangel², I. Raniuk⁴⁴, N. Rauschmayr³⁹, G. Raven⁴³, F. Redi⁵⁴, S. Reichert⁵⁵, M.M. Reid⁴⁹,
 A.C. dos Reis¹, S. Ricciardi⁵⁰, S. Richards⁴⁷, M. Rihl³⁹, K. Rinnert^{53,39}, V. Rives Molina³⁷,
 P. Robbe^{7,39}, A.B. Rodrigues¹, E. Rodrigues⁵⁵, J.A. Rodriguez Lopez⁶³, P. Rodriguez Perez⁵⁵,

S. Roiser³⁹, V. Romanovsky³⁶, A. Romero Vidal³⁸, J. W. Ronayne¹³, M. Rotondo²³, T. Ruf³⁹, P. Ruiz Valls⁶⁷, J.J. Saborido Silva³⁸, N. Sagidova³¹, P. Sail⁵², B. Saitta^{16,f}, V. Salustino Guimaraes², C. Sanchez Mayordomo⁶⁷, B. Sanmartin Sedes³⁸, R. Santacesaria²⁶, C. Santamarina Rios³⁸, M. Santimaria¹⁹, E. Santovetti^{25,l}, A. Sarti^{19,m}, C. Satriano^{26,n}, A. Satta²⁵, D.M. Saunders⁴⁷, D. Savrina^{32,33}, S. Schael⁹, M. Schiller³⁹, H. Schindler³⁹, M. Schlupp¹⁰, M. Schmelling¹¹, T. Schmelzer¹⁰, B. Schmidt³⁹, O. Schneider⁴⁰, A. Schopper³⁹, M. Schubiger⁴⁰, M.-H. Schune⁷, R. Schwemmer³⁹, B. Sciascia¹⁹, A. Sciubba^{26,m}, A. Semennikov³², A. Sergi⁴⁶, N. Serra⁴¹, J. Serrano⁶, L. Sestini²³, P. Seyfert²¹, M. Shapkin³⁶, I. Shapoval^{17,44,g}, Y. Shcheglov³¹, T. Shears⁵³, L. Shekhtman³⁵, V. Shevchenko⁶⁵, A. Shires¹⁰, B.G. Siddi¹⁷, R. Silva Coutinho⁴¹, L. Silva de Oliveira², G. Simi^{23,s}, M. Sirendi⁴⁸, N. Skidmore⁴⁷, T. Skwarnicki⁶⁰, E. Smith^{56,50}, E. Smith⁵⁴, I.T. Smith⁵¹, J. Smith⁴⁸, M. Smith⁵⁵, H. Snoek⁴², M.D. Sokoloff^{58,39}, F.J.P. Soler⁵², F. Soomro⁴⁰, D. Souza⁴⁷, B. Souza De Paula², B. Spaan¹⁰, P. Spradlin⁵², S. Sridharan³⁹, F. Stagni³⁹, M. Stahl¹², S. Stahl³⁹, S. Stefkova⁵⁴, O. Steinkamp⁴¹, O. Stenyakin³⁶, S. Stevenson⁵⁶, S. Stoica³⁰, S. Stone⁶⁰, B. Storaci⁴¹, S. Stracka^{24,t}, M. Straticiu³⁰, U. Straumann⁴¹, L. Sun⁵⁸, W. Sutcliffe⁵⁴, K. Swientek²⁸, S. Swientek¹⁰, V. Syropoulos⁴³, M. Szczekowski²⁹, T. Szumlak²⁸, S. T'Jampens⁴, A. Tayduganov⁶, T. Tekampe¹⁰, M. Teklishyn⁷, G. Tellarini^{17,g}, F. Teubert³⁹, C. Thomas⁵⁶, E. Thomas³⁹, J. van Tilburg⁴², V. Tisserand⁴, M. Tobin⁴⁰, J. Todd⁵⁸, S. Tolk⁴³, L. Tomassetti^{17,g}, D. Tonelli³⁹, S. Topp-Joergensen⁵⁶, N. Torr⁵⁶, E. Tournefier⁴, S. Tourneur⁴⁰, K. Trabelsi⁴⁰, M.T. Tran⁴⁰, M. Tresch⁴¹, A. Trisovic³⁹, A. Tsaregorodtsev⁶, P. Tsopelas⁴², N. Tuning^{42,39}, A. Ukleja²⁹, A. Ustyuzhanin^{66,65}, U. Uwer¹², C. Vacca^{16,39,f}, V. Vagnoni¹⁵, G. Valenti¹⁵, A. Vallier⁷, R. Vazquez Gomez¹⁹, P. Vazquez Regueiro³⁸, C. Vázquez Sierra³⁸, S. Vecchi¹⁷, M. van Veghel⁴³, J.J. Velthuis⁴⁷, M. Veltri^{18,h}, G. Veneziano⁴⁰, M. Vesterinen¹², B. Viaud⁷, D. Vieira², M. Vieites Diaz³⁸, X. Vilasis-Cardona^{37,p}, V. Volkov³³, A. Vollhardt⁴¹, D. Volyanskyy¹¹, D. Voong⁴⁷, A. Vorobyev³¹, V. Vorobyev³⁵, C. Voß⁶⁴, J.A. de Vries⁴², R. Waldi⁶⁴, C. Wallace⁴⁹, R. Wallace¹³, J. Walsh²⁴, J. Wang⁶⁰, D.R. Ward⁴⁸, N.K. Watson⁴⁶, D. Websdale⁵⁴, A. Weiden⁴¹, M. Whitehead⁴⁹, G. Wilkinson^{56,39}, M. Wilkinson⁶⁰, M. Williams³⁹, M.P. Williams⁴⁶, M. Williams⁵⁷, T. Williams⁴⁶, F.F. Wilson⁵⁰, J. Wimberley⁵⁹, J. Wishahi¹⁰, W. Wislicki²⁹, M. Witek²⁷, G. Wormser⁷, S.A. Wotton⁴⁸, K. Wraight⁵², S. Wright⁴⁸, K. Wyllie³⁹, Y. Xie⁶², Z. Xu⁴⁰, Z. Yang³, J. Yu⁶², X. Yuan³⁵, O. Yushchenko³⁶, M. Zangoli¹⁵, M. Zavertyaev^{11,c}, L. Zhang³, Y. Zhang³, A. Zhelezov¹², A. Zhokhov³², L. Zhong³, V. Zhukov⁹, S. Zucchelli¹⁵.

¹ Centro Brasileiro de Pesquisas Físicas (CBPF), Rio de Janeiro, Brazil

² Universidade Federal do Rio de Janeiro (UFRJ), Rio de Janeiro, Brazil

³ Center for High Energy Physics, Tsinghua University, Beijing, China

⁴ LAPP, Université Savoie Mont-Blanc, CNRS/IN2P3, Annecy-Le-Vieux, France

⁵ Clermont Université, Université Blaise Pascal, CNRS/IN2P3, LPC, Clermont-Ferrand, France

⁶ CPPM, Aix-Marseille Université, CNRS/IN2P3, Marseille, France

⁷ LAL, Université Paris-Sud, CNRS/IN2P3, Orsay, France

⁸ LPNHE, Université Pierre et Marie Curie, Université Paris Diderot, CNRS/IN2P3, Paris, France

⁹ I. Physikalisches Institut, RWTH Aachen University, Aachen, Germany

¹⁰ Fakultät Physik, Technische Universität Dortmund, Dortmund, Germany

¹¹ Max-Planck-Institut für Kernphysik (MPIK), Heidelberg, Germany

¹² Physikalisches Institut, Ruprecht-Karls-Universität Heidelberg, Heidelberg, Germany

¹³ School of Physics, University College Dublin, Dublin, Ireland

¹⁴ Sezione INFN di Bari, Bari, Italy

¹⁵ Sezione INFN di Bologna, Bologna, Italy

¹⁶ Sezione INFN di Cagliari, Cagliari, Italy

- ¹⁷ *Sezione INFN di Ferrara, Ferrara, Italy*
- ¹⁸ *Sezione INFN di Firenze, Firenze, Italy*
- ¹⁹ *Laboratori Nazionali dell'INFN di Frascati, Frascati, Italy*
- ²⁰ *Sezione INFN di Genova, Genova, Italy*
- ²¹ *Sezione INFN di Milano Bicocca, Milano, Italy*
- ²² *Sezione INFN di Milano, Milano, Italy*
- ²³ *Sezione INFN di Padova, Padova, Italy*
- ²⁴ *Sezione INFN di Pisa, Pisa, Italy*
- ²⁵ *Sezione INFN di Roma Tor Vergata, Roma, Italy*
- ²⁶ *Sezione INFN di Roma La Sapienza, Roma, Italy*
- ²⁷ *Henryk Niewodniczanski Institute of Nuclear Physics Polish Academy of Sciences, Kraków, Poland*
- ²⁸ *AGH - University of Science and Technology, Faculty of Physics and Applied Computer Science, Kraków, Poland*
- ²⁹ *National Center for Nuclear Research (NCBJ), Warsaw, Poland*
- ³⁰ *Horia Hulubei National Institute of Physics and Nuclear Engineering, Bucharest-Magurele, Romania*
- ³¹ *Petersburg Nuclear Physics Institute (PNPI), Gatchina, Russia*
- ³² *Institute of Theoretical and Experimental Physics (ITEP), Moscow, Russia*
- ³³ *Institute of Nuclear Physics, Moscow State University (SINP MSU), Moscow, Russia*
- ³⁴ *Institute for Nuclear Research of the Russian Academy of Sciences (INR RAN), Moscow, Russia*
- ³⁵ *Budker Institute of Nuclear Physics (SB RAS) and Novosibirsk State University, Novosibirsk, Russia*
- ³⁶ *Institute for High Energy Physics (IHEP), Protvino, Russia*
- ³⁷ *Universitat de Barcelona, Barcelona, Spain*
- ³⁸ *Universidad de Santiago de Compostela, Santiago de Compostela, Spain*
- ³⁹ *European Organization for Nuclear Research (CERN), Geneva, Switzerland*
- ⁴⁰ *Ecole Polytechnique Fédérale de Lausanne (EPFL), Lausanne, Switzerland*
- ⁴¹ *Physik-Institut, Universität Zürich, Zürich, Switzerland*
- ⁴² *Nikhef National Institute for Subatomic Physics, Amsterdam, The Netherlands*
- ⁴³ *Nikhef National Institute for Subatomic Physics and VU University Amsterdam, Amsterdam, The Netherlands*
- ⁴⁴ *NSC Kharkiv Institute of Physics and Technology (NSC KIPT), Kharkiv, Ukraine*
- ⁴⁵ *Institute for Nuclear Research of the National Academy of Sciences (KINR), Kyiv, Ukraine*
- ⁴⁶ *University of Birmingham, Birmingham, United Kingdom*
- ⁴⁷ *H.H. Wills Physics Laboratory, University of Bristol, Bristol, United Kingdom*
- ⁴⁸ *Cavendish Laboratory, University of Cambridge, Cambridge, United Kingdom*
- ⁴⁹ *Department of Physics, University of Warwick, Coventry, United Kingdom*
- ⁵⁰ *STFC Rutherford Appleton Laboratory, Didcot, United Kingdom*
- ⁵¹ *School of Physics and Astronomy, University of Edinburgh, Edinburgh, United Kingdom*
- ⁵² *School of Physics and Astronomy, University of Glasgow, Glasgow, United Kingdom*
- ⁵³ *Oliver Lodge Laboratory, University of Liverpool, Liverpool, United Kingdom*
- ⁵⁴ *Imperial College London, London, United Kingdom*
- ⁵⁵ *School of Physics and Astronomy, University of Manchester, Manchester, United Kingdom*
- ⁵⁶ *Department of Physics, University of Oxford, Oxford, United Kingdom*
- ⁵⁷ *Massachusetts Institute of Technology, Cambridge, MA, United States*
- ⁵⁸ *University of Cincinnati, Cincinnati, OH, United States*
- ⁵⁹ *University of Maryland, College Park, MD, United States*
- ⁶⁰ *Syracuse University, Syracuse, NY, United States*
- ⁶¹ *Pontifícia Universidade Católica do Rio de Janeiro (PUC-Rio), Rio de Janeiro, Brazil, associated to ²*
- ⁶² *Institute of Particle Physics, Central China Normal University, Wuhan, Hubei, China, associated to ³*
- ⁶³ *Departamento de Física, Universidad Nacional de Colombia, Bogota, Colombia, associated to ⁸*
- ⁶⁴ *Institut für Physik, Universität Rostock, Rostock, Germany, associated to ¹²*
- ⁶⁵ *National Research Centre Kurchatov Institute, Moscow, Russia, associated to ³²*
- ⁶⁶ *Yandex School of Data Analysis, Moscow, Russia, associated to ³²*

⁶⁷*Instituto de Fisica Corpuscular (IFIC), Universitat de Valencia-CSIC, Valencia, Spain, associated to* ³⁷

⁶⁸*Van Swinderen Institute, University of Groningen, Groningen, The Netherlands, associated to* ⁴²

^a*Universidade Federal do Triângulo Mineiro (UFMT), Uberaba-MG, Brazil*

^b*Laboratoire Leprince-Ringuet, Palaiseau, France*

^c*P.N. Lebedev Physical Institute, Russian Academy of Science (LPI RAS), Moscow, Russia*

^d*Università di Bari, Bari, Italy*

^e*Università di Bologna, Bologna, Italy*

^f*Università di Cagliari, Cagliari, Italy*

^g*Università di Ferrara, Ferrara, Italy*

^h*Università di Urbino, Urbino, Italy*

ⁱ*Università di Modena e Reggio Emilia, Modena, Italy*

^j*Università di Genova, Genova, Italy*

^k*Università di Milano Bicocca, Milano, Italy*

^l*Università di Roma Tor Vergata, Roma, Italy*

^m*Università di Roma La Sapienza, Roma, Italy*

ⁿ*Università della Basilicata, Potenza, Italy*

^o*AGH - University of Science and Technology, Faculty of Computer Science, Electronics and Telecommunications, Kraków, Poland*

^p*LIFAELS, La Salle, Universitat Ramon Llull, Barcelona, Spain*

^q*Hanoi University of Science, Hanoi, Viet Nam*

^r*Università di Padova, Padova, Italy*

^s*Università di Pisa, Pisa, Italy*

^t*Scuola Normale Superiore, Pisa, Italy*

^u*Università degli Studi di Milano, Milano, Italy*

[†]*Deceased*