

Search for the rare decays $B^0 \rightarrow J/\psi\gamma$ and $B_s^0 \rightarrow J/\psi\gamma$

 R. Aaij *et al.**

(LHCb Collaboration)

(Received 16 October 2015; published 7 December 2015)

A search for the rare decay of a B^0 or B_s^0 meson into the final state $J/\psi\gamma$ is performed, using data collected by the LHCb experiment in pp collisions at $\sqrt{s} = 7$ and 8 TeV, corresponding to an integrated luminosity of 3 fb^{-1} . The observed number of signal candidates is consistent with a background-only hypothesis. Branching fraction values larger than 1.5×10^{-6} for the $B^0 \rightarrow J/\psi\gamma$ decay mode are excluded at 90% confidence level. For the $B_s^0 \rightarrow J/\psi\gamma$ decay mode, branching fraction values larger than 7.3×10^{-6} are excluded at 90% confidence level; this is the first branching fraction limit for this decay.

DOI: 10.1103/PhysRevD.92.112002

PACS numbers: 14.40.Nd

I. INTRODUCTION

Decays of B mesons provide an interesting laboratory to study quantum chromodynamics (QCD). A typical approach for predicting the branching fractions of such decays is to factorize the decay into a short-distance contribution which can be computed with perturbative QCD and a long-distance contribution for which non-perturbative QCD is required. The extent to which this factorization assumption is valid leads to large theoretical uncertainties. Experimental measurements are therefore crucial to test the different calculations of the QCD interactions within these decays, so helping to identify the most appropriate theoretical approaches for predicting observables.

In the SM, the decays $B_{(s)}^0 \rightarrow J/\psi\gamma$ proceed through a W boson exchange diagram as shown in Fig. 1, where one quark radiates a photon (the inclusion of charge conjugate processes is implied throughout). Theoretical predictions of the branching fractions of these decays vary significantly depending on the chosen approach for the treatment of QCD interactions in the decay dynamics. For example, in Ref. [1] the branching fraction, evaluated in the framework of QCD factorization [2], is expected to be $\sim 2 \times 10^{-7}$, whereas the calculation in Ref. [3], using perturbative QCD, predicts a branching fraction of 5×10^{-6} . The process is also sensitive to physics beyond the SM, for example right-handed currents [1]. The decay $B^0 \rightarrow J/\psi\gamma$ has been previously searched for by the BABAR Collaboration, and a limit on the branching fraction of 1.6×10^{-6} was set at 90% confidence level (C.L.) [4].

This paper describes a search for the decays $B_s^0 \rightarrow J/\psi\gamma$ and $B^0 \rightarrow J/\psi\gamma$, performed with proton-proton (pp) collision data collected by the LHCb experiment corresponding

to an integrated luminosity of 1.0 (2.0) fb^{-1} recorded at center-of-mass energies of $\sqrt{s} = 7$ (8) TeV.

Event selections are described in Sec. III. The signal yield is normalized to a set of $B \rightarrow J/\psi\gamma X$ decays, described in Sec. IV. The relative efficiency between signal and normalization decay modes is calculated using simulated events. This efficiency is cross-checked using the decay $B^0 \rightarrow K^{*0}\gamma$. Finally, in Sec. VI, the upper limits on the branching fractions are calculated using the CL_s method [5,6].

II. DETECTOR AND SIMULATION

The LHCb detector [7,8] is a single-arm forward spectrometer covering the pseudorapidity range $2 < \eta < 5$, designed for the study of particles containing b or c quarks. The detector includes a high-precision tracking system consisting of a silicon-strip vertex detector surrounding the pp interaction region, a large-area silicon-strip detector located upstream of a dipole magnet with a bending power of about 4 Tm, and three stations of silicon-strip detectors and straw drift tubes placed downstream of the magnet. The

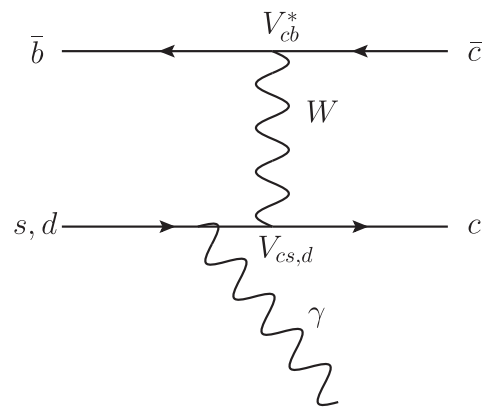


FIG. 1. Feynman diagram of the leading contribution to the decay $B_{(s)}^0 \rightarrow J/\psi\gamma$ in the Standard Model. Radiation of the photon from the other quarks is suppressed by a factor of Λ_{QCD}/m_b [1].

*Full author list given at the end of the article.

combined tracking system provides a measurement of momentum, p , of charged particles with a relative uncertainty that varies from 0.5% at low momentum to 1.0% at 200 GeV/ c . The minimum distance of a track to a primary vertex, the impact parameter (IP), is measured with a resolution of $(15 + 29/p_T) \mu\text{m}$, where p_T is the component of the momentum transverse to the beam, in GeV/ c . Different types of charged hadrons are distinguished using information from two ring-imaging Cherenkov detectors. Photons, electrons, and hadrons are identified by a calorimeter system consisting of scintillating-pad and pre-shower detectors, an electromagnetic calorimeter (ECAL) and a hadronic calorimeter. Muons are identified by a system composed of alternating layers of iron and multi-wire proportional chambers. The online event selection is performed by a trigger system [9], which consists of a hardware stage, based on information from the calorimeter and muon systems, followed by a software stage, which applies a full event reconstruction.

In the simulation, pp collisions are generated using PYTHIA 6 and PYTHIA 8 [10] with a specific LHCb configuration [11]. Decays of hadronic particles are described by EVTGEN[12], in which final-state radiation is generated using PHOTOS [13]. The interaction of the generated particles with the detector, and its response, are implemented using the GEANT4 toolkit [14] as described in Ref. [15].

III. SELECTION REQUIREMENTS

Candidate events are first required to pass the hardware trigger which requires at least one muon with $p_T > 1.48$ (1.76) GeV/ c in the 7 (8) TeV data. In the subsequent software trigger, at least one of the final-state particles is required to have $p_T > 0.8$ GeV/ c and IP larger than 100 μm with respect to any of the primary pp interaction vertices (PVs) in the event. Finally, the tracks of two final-state particles are required to form a vertex that is significantly displaced from the PVs.

In the offline selection of signal candidates, J/ψ decays are reconstructed from oppositely charged muon pairs where both muons have $p_T > 550$ MeV/ c , good track fit qualities and an IP with respect to any PV significantly different from zero. The muon pair is required to form a good quality decay vertex. In order to suppress background from decays such as $B \rightarrow J/\psi\pi^0$, where both photons from the π^0 decay are reconstructed as a single cluster in the ECAL, only photons which convert into e^+e^- pairs are used in the analysis. This reduces the signal efficiency by about a factor of 30 with respect to photons which do not convert but improves the signal resolution in the reconstructed invariant $J/\psi\gamma$ mass by a factor of 5. Furthermore, the direction of the photon momentum vector can be checked for consistency with the B decay vertex and used to reject combinatorial background. Photons are required to convert in the material before the second tracking system, which corresponds to about

0.25 radiation lengths [7]. They are reconstructed following a similar strategy to that described in Ref. [16], by combining electron and positron track pairs, which can be associated with electromagnetic clusters in the ECAL and are significantly displaced from the reconstructed B decay vertex. The energy loss of electrons by emission of bremsstrahlung photons is recovered by adding the energies of reconstructed photons associated with the track. The photon candidates are required to have a reconstructed invariant mass less than 100 MeV/ c^2 and $p_T > 1$ GeV/ c . Candidates are separated into two categories based on where the photon converts in the detector. Conversions which occur early enough for the converted electrons to be reconstructed in the vertex detector are referred to as *long* because the tracks pass through the full tracking system, while those which convert late enough such that track segments of the electrons cannot be formed in the vertex detector are referred to as *downstream* [17]. The J/ψ and γ candidates are combined to form a B candidate, which is required to have an invariant mass in the range $4500 < m(J/\psi\gamma) < 7000$ MeV/ c^2 and $p_T > 5$ GeV/ c . The momentum vector of the B candidate is required to be aligned with the vector between the associated PV and the decay vertex, in order to suppress combinatorial background.

A boosted decision tree (BDT) [18,19] is trained to reject combinatorial background, where the J/ψ and photon candidates originate from different decays. The signal is represented in the BDT training with simulated $B_s^0 \rightarrow J/\psi\gamma$ decays, while selected data events in the high mass sideband, $5500 < m(J/\psi\gamma) < 6500$ MeV/ c^2 , are used to represent the background. The input variables used in the training are mostly kinematic and geometric variables, as well as isolation criteria used to reject background containing additional tracks in close proximity to the J/ψ vertex. Separate trainings are performed for events in which the photon conversion is long or downstream. The k -fold cross-validation method [20], with $k = 5$, is used to increase the training statistics while avoiding overtraining. The requirement on the BDT response is optimized by maximizing the metric $N_S/\sqrt{N_S + N_B}$, where N_S is the estimated number of signal events after selection assuming a branching fraction $\mathcal{B}(B_s^0 \rightarrow J/\psi\gamma) = 5 \times 10^{-6}$, and N_B is the estimated number of background events in the signal region, $5250 < m(J/\psi\gamma) < 5400$, extrapolated from an exponential fit to the data in the high mass sideband. This requirement is 60% efficient for simulated signal candidates and rejects 98% of the combinatorial background.

The decay $B^0 \rightarrow K^{*0}\gamma$, where $K^{*0} \rightarrow K^+\pi^-$, is used to validate the selection and to assess systematic uncertainties arising from differences between simulation and data. The same BDT used for the signal selection, with the J/ψ and muon properties replaced by those of the K^{*0} and its decay products, is applied to the $B^0 \rightarrow K^{*0}\gamma$ candidates.

IV. BRANCHING FRACTION

The branching fraction is determined by performing a fit to the $J/\psi\gamma$ invariant mass distribution in the range $4500 < m(J/\psi\gamma) < 7000$ MeV/ c^2 . In the fit, the signal yield is normalized to the following set of decay modes: $B_{(s)}^0 \rightarrow J/\psi\eta(\eta \rightarrow \gamma\gamma)$, $B^0 \rightarrow J/\psi\pi^0$, $B^0 \rightarrow J/\psi K_S^0(K_S^0 \rightarrow \pi^0\pi^0)$, and $B^+ \rightarrow J/\psi\rho^+(\rho^+ \rightarrow \pi^0\pi^+)$, where only the J/ψ meson and one photon are reconstructed. These decay modes are chosen because they have relatively well measured branching fractions and are expected to contribute in the selected mass range. The normalization procedure is performed by expressing the branching fraction, \mathcal{B} , as

$$\mathcal{B}(B_{(s)}^0 \rightarrow J/\psi\gamma) = \frac{N_{\text{sig}}}{f_{\text{sig}}\epsilon_{\text{sig}}} \frac{\sum_i f^i \mathcal{B}_{\text{norm}}^i \epsilon_{\text{norm}}^i}{\sum_i N_{\text{norm}}^i}, \quad (1)$$

where i represents the normalization decay mode, N_{sig} and N_{norm}^i are the observed number of signal and normalization candidates, f is the relevant production fraction, and ϵ is the efficiency as determined from the simulation. Systematic uncertainties associated with these quantities are included in the fit as nuisance parameters.

In general, the normalization modes have a lower offline selection efficiency than the signal because the photon has a lower momentum and therefore the electron tracks are more likely to be bent outside the detector acceptance by the magnetic field. For example, the selection efficiency for signal is around 60% whereas that of $B^0 \rightarrow J/\psi\pi^0$ is only 30%.

The dimuon mass is constrained to the known value of the J/ψ meson [21], which improves the $m(J/\psi\gamma)$ resolution by $\sim 30\%$. The $B_s^0 \rightarrow J/\psi\gamma$ signal shape is obtained by fitting a Gaussian function with a power-law tail to simulation. The $m(J/\psi\gamma)$ resolution is approximately 90 (70) MeV/ c^2 for long (downstream) decays. The search for the $B^0 \rightarrow J/\psi\gamma$ signal is performed separately to the $B_s^0 \rightarrow J/\psi\gamma$ decay, where the same signal shape is used with the peak position adjusted by the difference in masses of the B^0 and B_s^0 mesons given in Ref. [21]. The $B^0 \rightarrow J/\psi\gamma$ branching fraction is assumed to be zero when fitting for the $B_s^0 \rightarrow J/\psi\gamma$ signal, and vice versa.

The normalization modes form a broad shoulder below the signal peak and their shapes are modeled using dedicated simulation samples. The total normalization yield is allowed to float in the fit, with the contribution from each individual normalization decay mode constrained, taking into account the relative efficiencies and branching fractions between them. For the B_s^0 modes, the ratio of fragmentation fractions, f_s/f_d , is used to calculate the relative expected yields of B^0 and B_s^0 meson decays. The fragmentation fractions for B^+ and B^0 decays are assumed to be the same.

Other $B \rightarrow J/\psi\gamma X$ decays which are missing either a heavy particle or several particles are modeled by an exponential function with the shape obtained from

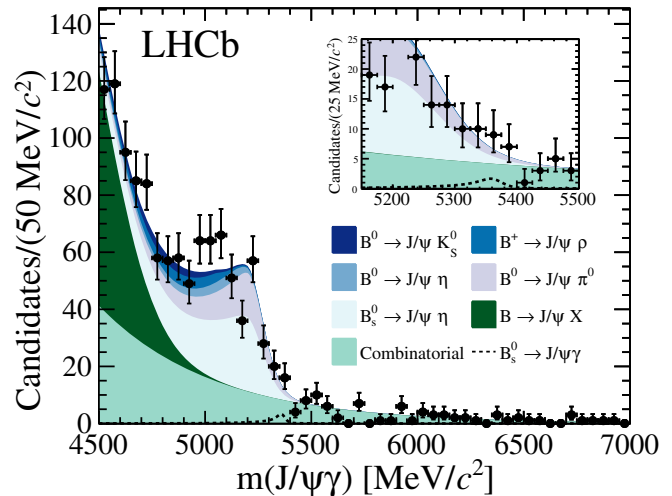


FIG. 2 (color online). Mass distribution of signal candidates with the fit result overlaid, allowing for a $B_s^0 \rightarrow J/\psi\gamma$ signal.

simulated $B^+ \rightarrow J/\psi K^{*+}$ events. The choice of parametrization for these backgrounds is checked using simulation samples and no bias is observed for the signal yield. Finally, combinatorial background is modeled by an exponential function, the slope of which is allowed to float in the fit.

The result of the fit, to the combined long and downstream samples, allowing for a $B_s^0 \rightarrow J/\psi\gamma$ contribution, is shown in Fig. 2, where no significant signal is observed. The result is similar for the $B^0 \rightarrow J/\psi\gamma$ case.

V. SYSTEMATIC UNCERTAINTIES

Many systematic uncertainties cancel to a large extent as both signal and normalization modes contain the same reconstructed final-state particles. In particular, systematic uncertainties related to the ratio of efficiencies for the trigger and particle identification requirements are negligible. However, differences can arise as the photon is typically softer for the normalization modes than for the signal. These effects are accounted for using the $B^0 \rightarrow K^{*0}\gamma$ decay as a control channel. All systematics uncertainties are included in the final likelihood fit as nuisance parameters. Their impact on the branching fraction measurement is summarized in Table. I.

TABLE I. Summary of systematic uncertainties. Each source is listed with the corresponding uncertainty on the branching fraction for the signal.

Source	Uncertainty (%)
Normalization branching fractions	± 17
f_s/f_d	± 3
B_s^0 CP content	± 6
Signal shape	± 4
Simulation mismodeling	± 2

The largest systematic uncertainty comes from the knowledge of the branching fractions of the normalization modes taken from Ref. [21] which have uncertainties of 4%–21%, depending on the decay mode involved. The considerably smaller uncertainty from the $J/\psi \rightarrow \mu^+\mu^-$ branching fraction is neglected. An additional uncertainty originates from the measured value of the ratio of fragmentation fractions, $f_s/f_d = 0.259 \pm 0.015$, taken from Refs. [22–24].

As the difference in the lifetimes between the mass eigenstates of the B_s^0 meson, $\Delta\Gamma_s$, is significant, the signal efficiency depends on the admixture of the CP content of the final state [25]. As this is unknown for $B_s^0 \rightarrow J/\psi\gamma$, two extreme scenarios are compared, where the decay is either purely CP odd or purely CP even. The lifetimes for the CP eigenstates are taken from Ref. [26] to be 1.379 ± 0.031 (1.656 ± 0.033) ps for the CP -even (-odd) final states. The corresponding difference in efficiency is ${}^{+8}_{-4}\%$ compared to the average B_s^0 lifetime, and is added as a systematic uncertainty.

The shape of the signal is obtained from simulation. Potential mismodeling of this shape is assessed by comparing the signal peak position and signal width of $B^0 \rightarrow K^{*0}\gamma$ decays in data and simulation. The $K^{*0}\gamma$ invariant mass distributions are fitted separately for long and downstream candidates using the simulation to model the signal shape and using an exponential function to model the combinatorial background. There is no significant difference in the peak position, while the signal resolution in data is $(28 \pm 14)\%$ and $(40 \pm 13)\%$ wider with respect to simulation for the long and downstream categories. These factors are used to correct the signal width and are constrained in the fit.

Simulation is relied upon to model any residual kinematic differences between the signal and normalization channels. The ability of the simulation to accurately emulate these differences in reconstruction is assessed by comparing simulation and data for the $B^0 \rightarrow K^{*0}\gamma$ decay. Any differences are used to recompute the relative signal and normalization efficiency and then assigned as systematic uncertainties. The *sPlot* technique [27] is used to compare the data and simulation for the transverse momentum of the

photon and the cosine of the pointing angle, defined as the angle between the momentum vector of the B^0 candidate and its flight direction. The effect on the relative efficiency of reweighting the simulation to match the data is 4% for long candidates and 2% for downstream candidates and these values are applied as systematic uncertainties.

VI. RESULTS

The CL_S method [5,6] is used to determine upper limits on the $B_s^0 \rightarrow J/\psi\gamma$ and $B^0 \rightarrow J/\psi\gamma$ branching fractions. The test statistic used is that described in Eq. (16) of Ref. [28]. For a given hypothesis of the branching fraction, \mathcal{B} , $q_{\mathcal{B}}$ is defined as the ratio of likelihoods given the hypothesis value and the best-fit value,

$$q_{\mathcal{B}} = \begin{cases} -2 \ln \frac{\mathcal{L}(\text{data}|\mathcal{B}, \hat{\theta}_{\mathcal{B}})}{\mathcal{L}(\text{data}|0, \hat{\theta}_0)} & \hat{\mathcal{B}} < 0 \\ -2 \ln \frac{\mathcal{L}(\text{data}|\mathcal{B}, \hat{\theta}_{\mathcal{B}})}{\mathcal{L}(\text{data}|\hat{\mathcal{B}}, \hat{\theta}_{\hat{\mathcal{B}}})} & 0 \leq \hat{\mathcal{B}} \leq \mathcal{B} \\ 0 & \hat{\mathcal{B}} > \mathcal{B} \end{cases} \quad (2)$$

where $\hat{\mathcal{B}}$ is the best-fit branching fraction and $\hat{\theta}_{\mathcal{B}}$ are the best-fit values of the nuisance parameters given the hypothesis value \mathcal{B} . Pseudoexperiments are generated in order to determine the observed and expected exclusion confidence level of the branching fraction value. The exclusion confidence level, CL_S , is calculated as the ratio of the fraction of signal and background pseudoexperiments to the fraction of background-only pseudoexperiments, which have a test statistic value larger than that found in data.

The observed and expected CL_S exclusions are shown as functions of the hypothesized branching fraction for $B_s^0 \rightarrow J/\psi\gamma$ and $B^0 \rightarrow J/\psi\gamma$ decays in Fig. 3. The branching fraction upper limits are determined to be

$$\mathcal{B}(B_s^0 \rightarrow J/\psi\gamma) < 7.3(8.7) \times 10^{-6} \text{ at } 90(95)\% \text{ C.L.},$$

$$\mathcal{B}(B^0 \rightarrow J/\psi\gamma) < 1.5(2.0) \times 10^{-6} \text{ at } 90(95)\% \text{ C.L.}$$

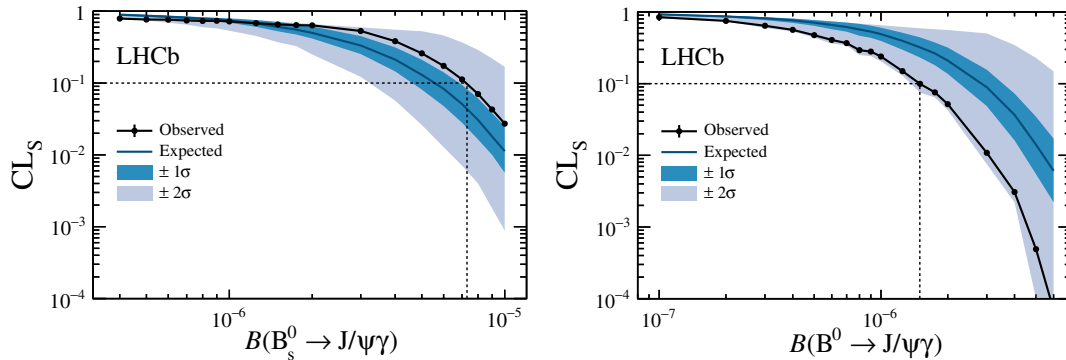


FIG. 3 (color online). Observed CL_S (black points), expected CL_S (continuous line) and expected 1 and 2 σ uncertainty (shaded bands) value as a function of the hypothesized branching fraction for the $B_s^0 \rightarrow J/\psi\gamma$ decay (left) and $B^0 \rightarrow J/\psi\gamma$ decay (right). The dashed line represents the branching fraction excluded at 90% C.L.

VII. CONCLUSION

A search for the decays $B_s^0 \rightarrow J/\psi\gamma$ and $B^0 \rightarrow J/\psi\gamma$ has been performed with data collected by the LHCb experiment corresponding to an integrated luminosity of 3 fb^{-1} . These decay modes predominantly occur via a W boson exchange diagram and are sensitive to extensions of the SM. No significant signal is observed and an upper limit on the branching fraction is set at 7.3×10^{-6} at 90% C.L. for the $B_s^0 \rightarrow J/\psi\gamma$ decay mode and 1.5×10^{-6} at 90% C.L. for the $B^0 \rightarrow J/\psi\gamma$ decay mode. The $B^0 \rightarrow J/\psi\gamma$ branching fraction limit is competitive with, and in agreement with, the previous measurement from *BABAR* [4]. This is the first limit on the decay $B_s^0 \rightarrow J/\psi\gamma$ and is close to the sensitivity (5×10^{-6}) of the calculation of the branching fraction based on perturbative QCD [3].

ACKNOWLEDGMENTS

We express our gratitude to our colleagues in the CERN accelerator departments for the excellent performance of the LHC. We thank the technical and administrative staff at the LHCb institutes. We acknowledge support from CERN and from the national agencies: CAPES, CNPq, FAPERJ and FINEP (Brazil); NSFC

(China); CNRS/IN2P3 (France); BMBF, DFG and MPG (Germany); INFN (Italy); FOM and NWO (Netherlands); MNiSW and NCN (Poland); MEN/IFA (Romania); MinES and FANO (Russia); MinECo (Spain); SNSF and SER (Switzerland); NASU (Ukraine); STFC (United Kingdom); NSF (USA). We acknowledge the computing resources that are provided by CERN, IN2P3 (France), KIT and DESY (Germany), INFN (Italy), SURF (The Netherlands), PIC (Spain), GridPP (United Kingdom), RRCKI (Russia), CSCS (Switzerland), IFIN-HH (Romania), CBPF (Brazil), PL-GRID (Poland) and OSC (USA). We are indebted to the communities behind the multiple open source software packages on which we depend. We are also thankful for the computing resources and the access to software R&D tools provided by Yandex LLC (Russia). Individual groups or members have received support from AvH Foundation (Germany), EPLANET, Marie Skłodowska-Curie Actions and ERC (European Union), Conseil Général de Haute-Savoie, Labex ENIGMASS and OCEVU, Région Auvergne (France), RFBR (Russia), GVA, XuntaGal and GENCAT (Spain), The Royal Society and Royal Commission for the Exhibition of 1851 (United Kingdom).

-
- [1] G. R. Lu, R. M. Wang, and Y. D. Yang, The rare radiative annihilation decays $\bar{B}_{s,d}^0 \rightarrow J/\psi\gamma$, *Eur. Phys. J. C* **34**, 291 (2004).
- [2] J. C. Collins, D. E. Soper, and G. F. Sterman, Factorization of hard processes in QCD, *Adv. Ser. Dir. High Energy Phys.* **5**, 1 (1988).
- [3] Y. Li and C.-D. Lu, Annihilation type radiative decays of B meson in perturbative QCD approach, *Phys. Rev. D* **74**, 097502 (2006).
- [4] B. Aubert *et al.* (*BABAR* Collaboration), Search for the decay $B^0 \rightarrow J/\psi\gamma$, *Phys. Rev. D* **70**, 091104 (2004).
- [5] A. L. Read, Presentation of search results: The CL_s technique, *J. Phys. G* **28**, 2693 (2002).
- [6] T. Junk, Confidence level computation for combining searches with small statistics, *Nucl. Instrum. Methods Phys. Res., Sect. A* **434**, 435 (1999).
- [7] A. A. Alves Jr. *et al.* (LHCb Collaboration), The LHCb detector at the LHC, *J. Instrum.* **3**, S08005 (2008).
- [8] R. Aaij *et al.* (LHCb Collaboration), LHCb detector performance, *Int. J. Mod. Phys. A* **30**, 1530022 (2015).
- [9] R. Aaij *et al.*, The LHCb trigger and its performance in 2011, *J. Instrum.* **8**, P04022 (2013).
- [10] T. Sjöstrand, S. Mrenna, and P. Skands, PYTHIA 6.4 physics and manual, *J. High Energy Phys.* **05** (2006) 026.
- [11] I. Belyaev *et al.*, Handling of the generation of primary events in Gauss, the LHCb simulation framework, *J. Phys. Conf. Ser.* **331**, 032047 (2011).
- [12] D. J. Lange, The EvtGen particle decay simulation package, *Nucl. Instrum. Methods Phys. Res., Sect. A* **462**, 152 (2001).
- [13] P. Golonka and Z. Was, PHOTOS Monte Carlo: A precision tool for QED corrections in Z and W decays, *Eur. Phys. J. C* **45**, 97 (2006).
- [14] J. Allison *et al.* (Geant4 Collaboration), Geant4 developments and applications, *IEEE Trans. Nucl. Sci.* **53**, 270 (2006); S. Agostinelli *et al.* (Geant4 Collaboration), Geant4: A simulation toolkit, *Nucl. Instrum. Methods Phys. Res., Sect. A* **506**, 250 (2003).
- [15] M. Clemencic, G. Corti, S. Easo, C. R. Jones, S. Miglioranza, M. Pappagallo, and P. Robbe, The LHCb simulation application, Gauss: Design, evolution and experience, *J. Phys. Conf. Ser.* **331**, 032023 (2011).
- [16] R. Aaij *et al.* (LHCb Collaboration), Measurement of the relative rate of prompt χ_{c0} , χ_{c1} and χ_{c2} production at $\sqrt{s} = 7 \text{ TeV}$, *J. High Energy Phys.* **10** (2013) 115.
- [17] R. Aaij *et al.* (LHCb Collaboration), Measurement of the track reconstruction efficiency at LHCb, *J. Instrum.* **10**, P02007 (2015).
- [18] L. Breiman, J. H. Friedman, R. A. Olshen, and C. J. Stone, *Classification and Regression Trees* (Wadsworth International Group, Belmont, CA, 1984).
- [19] R. E. Schapire and Y. Freund, A decision-theoretic generalization of on-line learning and an application to boosting, *J. Comput. Syst. Sci.* **55**, 119 (1997).

- [20] A. Blum, A. Kalai, and J. Langford, in *Proceedings of the Twelfth Annual Conference on Computational Learning Theory, COLT '99* (ACM, New York, 1999), pp. 203–208, DOI: [10.1145/307400.307439](https://doi.org/10.1145/307400.307439).
- [21] K. A. Olive *et al.* (Particle Data Group), Review of particle physics, *Chin. Phys.* **C38**, 090001 (2014).
- [22] LHCb Collaboration, Report No. LHCb-CONF-2013-011.
- [23] R. Aaij *et al.* (LHCb Collaboration), Measurement of b hadron production fractions in 7 TeV pp collisions, *Phys. Rev. D* **85**, 032008 (2012).
- [24] R. Aaij *et al.* (LHCb Collaboration), Measurement of the fragmentation fraction ratio f_s/f_d and its dependence on B meson kinematics, *J. High Energy Phys.* **04** (2013) 001.
- [25] K. De Bruyn, R. Fleischer, R. Knegjens, P. Koppenburg, M. Merk, and N. Tuning, Branching ratio measurements of B_s Decays, *Phys. Rev. D* **86**, 014027 (2012).
- [26] Y. Amhis *et al.* (Heavy Flavor Averaging Group), Averages of b -hadron, c -hadron, and τ -lepton properties as of summer 2014, arXiv:1412.7515, updated results and plots available at <http://www.slac.stanford.edu/xorg/hfag/>.
- [27] M. Pivk and F. R. Le Diberder, sPlot: A statistical tool to unfold data distributions, *Nucl. Instrum. Methods Phys. Res., Sect. A* **555**, 356 (2005).
- [28] G. Cowan, K. Cranmer, E. Gross, and O. Vitells, Asymptotic formulae for likelihood-based tests of new physics, *Eur. Phys. J. C* **71**, 1 (2011).

R. Aaij,³⁸ C. Abellán Beteta,⁴⁰ B. Adeva,³⁷ M. Adinolfi,⁴⁶ A. Affolder,⁵² Z. Ajaltouni,⁵ S. Akar,⁶ J. Albrecht,⁹ F. Alessio,³⁸ M. Alexander,⁵¹ S. Ali,⁴¹ G. Alkhazov,³⁰ P. Alvarez Cartelle,⁵³ A. A. Alves Jr,⁵⁷ S. Amato,² S. Amerio,²² Y. Amhis,⁷ L. An,³ L. Anderlini,¹⁷ J. Anderson,⁴⁰ G. Andreassi,³⁹ M. Andreotti,^{16,a} J. E. Andrews,⁵⁸ R. B. Appleby,⁵⁴ O. Aquines Gutierrez,¹⁰ F. Archilli,³⁸ P. d'Argent,¹¹ A. Artamonov,³⁵ M. Artuso,⁵⁹ E. Aslanides,⁶ G. Auremma,^{25,b} M. Baalouch,⁵ S. Bachmann,¹¹ J. J. Back,⁴⁸ A. Badalov,³⁶ C. Baesso,⁶⁰ W. Baldini,^{16,38} R. J. Barlow,⁵⁴ C. Barschel,³⁸ S. Barsuk,⁷ W. Barter,³⁸ V. Batozskaya,²⁸ V. Battista,³⁹ A. Bay,³⁹ L. Beaucourt,⁴ J. Beddow,⁵¹ F. Bedeschi,²³ I. Bediaga,¹ L. J. Bel,⁴¹ V. Bellee,³⁹ N. Belloli,^{20,c} I. Belyaev,³¹ E. Ben-Haim,⁸ G. Bencivenni,¹⁸ S. Benson,³⁸ J. Benton,⁴⁶ A. Berezhnov,³² R. Bernet,⁴⁰ A. Bertolin,²² M.-O. Bettler,³⁸ M. van Beuzekom,⁴¹ A. Bien,¹¹ S. Bifani,⁴⁵ P. Billoir,⁸ T. Bird,⁵⁴ A. Birkkraut,⁹ A. Bizzeti,^{17,d} T. Blake,⁴⁸ F. Blanc,³⁹ J. Blouw,¹⁰ S. Blusk,⁵⁹ V. Bocci,²⁵ A. Bondar,³⁴ N. Bondar,^{30,38} W. Bonivento,¹⁵ S. Borghi,⁵⁴ M. Borsato,⁷ T. J. V. Bowcock,⁵² E. Bowen,⁴⁰ C. Bozzi,¹⁶ S. Braun,¹¹ M. Britsch,¹⁰ T. Britton,⁵⁹ J. Brodzicka,⁵⁴ N. H. Brook,⁴⁶ E. Buchanan,⁴⁶ C. Burr,⁵⁴ A. Bursche,⁴⁰ J. Buytaert,³⁸ S. Cadeddu,¹⁵ R. Calabrese,^{16,a} M. Calvi,^{20,c} M. Calvo Gomez,^{36,e} P. Campana,¹⁸ D. Campora Perez,³⁸ L. Capriotti,⁵⁴ A. Carbone,^{14,f} G. Carboni,^{24,g} R. Cardinale,^{19,h} A. Cardini,¹⁵ P. Carniti,^{20,c} L. Carson,⁵⁰ K. Carvalho Akiba,^{2,38} G. Casse,⁵² L. Cassina,^{20,c} L. Castillo Garcia,³⁸ M. Cattaneo,³⁸ Ch. Cauet,⁹ G. Cavallero,¹⁹ R. Cenci,^{23,i} M. Charles,⁸ Ph. Charpentier,³⁸ M. Chefdeville,⁴ S. Chen,⁵⁴ S.-F. Cheung,⁵⁵ N. Chiapolini,⁴⁰ M. Chrzaszcz,⁴⁰ X. Cid Vidal,³⁸ G. Ciezarek,⁴¹ P. E. L. Clarke,⁵⁰ M. Clemencic,³⁸ H. V. Cliff,⁴⁷ J. Closier,³⁸ V. Coco,³⁸ J. Cogan,⁶ E. Cogneras,⁵ V. Cogoni,^{15,j} L. Cojocariu,²⁹ G. Collazuol,²² P. Collins,³⁸ A. Comerma-Montells,¹¹ A. Contu,¹⁵ A. Cook,⁴⁶ M. Coombes,⁴⁶ S. Coquereau,⁸ G. Corti,³⁸ M. Corvo,^{16,a} B. Couturier,³⁸ G. A. Cowan,⁵⁰ D. C. Craik,⁴⁸ A. Crocombe,⁴⁸ M. Cruz Torres,⁶⁰ S. Cunliffe,⁵³ R. Currie,⁵³ C. D'Ambrosio,³⁸ E. Dall'Occo,⁴¹ J. Dalseno,⁴⁶ P. N. Y. David,⁴¹ A. Davis,⁵⁷ O. De Aguiar Francisco,² K. De Bruyn,⁶ S. De Capua,⁵⁴ M. De Cian,¹¹ J. M. De Miranda,¹ L. De Paula,² P. De Simone,¹⁸ C.-T. Dean,⁵¹ D. Decamp,⁴ M. Deckenhoff,⁹ L. Del Buono,⁸ N. Déleage,⁴ M. Demmer,⁹ D. Derkach,⁶⁵ O. Deschamps,⁵ F. Dettori,³⁸ B. Dey,²¹ A. Di Canto,³⁸ F. Di Ruscio,²⁴ H. Dijkstra,³⁸ S. Donleavy,⁵² F. Dordei,¹¹ M. Dorigo,³⁹ A. Dosil Suárez,³⁷ D. Dossett,⁴⁸ A. Dovbnya,⁴³ K. Dreimanis,⁵² L. Dufour,⁴¹ G. Dujany,⁵⁴ F. Dupertuis,³⁹ P. Durante,³⁸ R. Dzhelyadin,³⁵ A. Dziurda,²⁶ A. Dzyuba,³⁰ S. Easo,^{49,38} U. Egede,⁵³ V. Egorychev,³¹ S. Eidelman,³⁴ S. Eisenhardt,⁵⁰ U. Eitschberger,⁹ R. Ekelhof,⁹ L. Eklund,⁵¹ I. El Rifai,⁵ Ch. Elsasser,⁴⁰ S. Ely,⁵⁹ S. Esen,¹¹ H. M. Evans,⁴⁷ T. Evans,⁵⁵ A. Falabella,¹⁴ C. Färber,³⁸ N. Farley,⁴⁵ S. Farry,⁵² R. Fay,⁵² D. Ferguson,⁵⁰ V. Fernandez Albor,³⁷ F. Ferrari,¹⁴ F. Ferreira Rodrigues,¹ M. Ferro-Luzzi,³⁸ S. Filippov,³³ M. Fiore,^{16,38,a} M. Fiorini,^{16,a} M. Fırlej,²⁷ C. Fitzpatrick,³⁹ T. Fiutowski,²⁷ K. Fohl,³⁸ P. Fol,⁵³ M. Fontana,¹⁵ F. Fontanelli,^{19,h} D. C. Forshaw,⁵⁹ R. Forty,³⁸ M. Frank,³⁸ C. Frei,³⁸ M. Frosini,¹⁷ J. Fu,²¹ E. Furfaro,^{24,g} A. Gallas Torreira,³⁷ D. Galli,^{14,f} S. Gallorini,²² S. Gambetta,⁵⁰ M. Gandelman,² P. Gandini,⁵⁵ Y. Gao,³ J. García Pardiñas,³⁷ J. Garra Tico,⁴⁷ L. Garrido,³⁶ D. Gascon,³⁶ C. Gaspar,³⁸ R. Gauld,⁵⁵ L. Gavardi,⁹ G. Gazzoni,⁵ D. Gerick,¹¹ E. Gersabeck,¹¹ M. Gersabeck,⁵⁴ T. Gershon,⁴⁸ Ph. Ghez,⁴ S. Gianì,³⁹ V. Gibson,⁴⁷ O. G. Girard,³⁹ L. Giubega,²⁹ V. V. Gligorov,³⁸ C. Göbel,⁶⁰ D. Golubkov,³¹ A. Golutvin,^{53,38} A. Gomes,^{1,k} C. Gotti,^{20,c} M. Grabalosa Gándara,⁵ R. Graciani Diaz,³⁶ L. A. Granado Cardoso,³⁸ E. Graugés,³⁶ E. Graverini,⁴⁰ G. Graziani,¹⁷ A. Grecu,²⁹ E. Greening,⁵⁵ S. Gregson,⁴⁷ P. Griffith,⁴⁵ L. Grillo,¹¹ O. Grünberg,⁶³ B. Gui,⁵⁹ E. Gushchin,³³ Yu. Guz,^{35,38} T. Gys,³⁸ T. Hadavizadeh,⁵⁵ C. Hadjivasiliou,⁵⁹ G. Haefeli,³⁹ C. Haen,³⁸ S. C. Haines,⁴⁷ S. Hall,⁵³ B. Hamilton,⁵⁸ X. Han,¹¹ S. Hansmann-Menzemer,¹¹ N. Harnew,⁵⁵ S. T. Harnew,⁴⁶

J. Harrison,⁵⁴ J. He,³⁸ T. Head,³⁹ V. Heijne,⁴¹ K. Hennessy,⁵² P. Henrard,⁵ L. Henry,⁸ E. van Herwijnen,³⁸ M. Heß,⁶³ A. Hicheur,² D. Hill,⁵⁵ M. Hoballah,⁵ C. Hombach,⁵⁴ W. Hulsbergen,⁴¹ T. Humair,⁵³ N. Hussain,⁵⁵ D. Hutchcroft,⁵² D. Hynds,⁵¹ M. Idzik,²⁷ P. Ilten,⁵⁶ R. Jacobsson,³⁸ A. Jaeger,¹¹ J. Jalocha,⁵⁵ E. Jans,⁴¹ A. Jawahery,⁵⁸ F. Jing,³ M. John,⁵⁵ D. Johnson,³⁸ C. R. Jones,⁴⁷ C. Joram,³⁸ B. Jost,³⁸ N. Jurik,⁵⁹ S. Kandybei,⁴³ W. Kalso,⁶ M. Karacson,³⁸ T. M. Karbach,³⁸ S. Karodia,⁵¹ M. Kecke,¹¹ M. Kelsey,⁵⁹ I. R. Kenyon,⁴⁵ M. Kenzie,³⁸ T. Ketel,⁴² E. Khairullin,⁶⁵ B. Khanji,^{20,38,c} C. Khurewathanakul,³⁹ S. Klaver,⁵⁴ K. Klimaszewski,²⁸ O. Kochebina,⁷ M. Kolpin,¹¹ I. Komarov,³⁹ R. F. Koopman,⁴² P. Koppenburg,^{41,38} M. Kozeiha,⁵ L. Kravchuk,³³ K. Kreplin,¹¹ M. Kreps,⁴⁸ G. Krocker,¹¹ P. Krokovny,³⁴ F. Kruse,⁹ W. Krzemien,²⁸ W. Kucewicz,^{26,l} M. Kucharczyk,²⁶ V. Kudryavtsev,³⁴ A. K. Kuonen,³⁹ K. Kurek,²⁸ T. Kvaratskheliya,³¹ D. Lacarrere,³⁸ G. Lafferty,^{54,38} A. Lai,¹⁵ D. Lambert,⁵⁰ G. Lanfranchi,¹⁸ C. Langenbruch,⁴⁸ B. Langhans,³⁸ T. Latham,⁴⁸ C. Lazzeroni,⁴⁵ R. Le Gac,⁶ J. van Leerdam,⁴¹ J.-P. Lees,⁴ R. Lefèvre,⁵ A. Leflat,^{32,38} J. Lefrançois,⁷ E. Lemos Cid,³⁷ O. Leroy,⁶ T. Lesiak,²⁶ B. Leverington,¹¹ Y. Li,⁷ T. Likhomanenko,^{65,64} M. Liles,⁵² R. Lindner,³⁸ C. Linn,³⁸ F. Lionetto,⁴⁰ B. Liu,¹⁵ X. Liu,³ D. Loh,⁴⁸ I. Longstaff,⁵¹ J. H. Lopes,² D. Lucchesi,^{22,m} M. Lucio Martinez,³⁷ H. Luo,⁵⁰ A. Lupato,²² E. Luppi,^{16,a} O. Lupton,⁵⁵ A. Lusiani,²³ F. Machefert,⁷ F. Maciuc,²⁹ O. Maev,³⁰ K. Maguire,⁵⁴ S. Malde,⁵⁵ A. Malinin,⁶⁴ G. Manca,⁷ G. Mancinelli,⁶ P. Manning,⁵⁹ A. Mapelli,³⁸ J. Maratas,⁵ J. F. Marchand,⁴ U. Marconi,¹⁴ C. Marin Benito,³⁶ P. Marino,^{23,38,i} J. Marks,¹¹ G. Martellotti,²⁵ M. Martin,⁶ M. Martinelli,³⁹ D. Martinez Santos,³⁷ F. Martinez Vidal,⁶⁶ D. Martins Tostes,² A. Massafferri,¹ R. Matev,³⁸ A. Mathad,⁴⁸ Z. Mathe,³⁸ C. Matteuzzi,²⁰ A. Mauri,⁴⁰ B. Maurin,³⁹ A. Mazurov,⁴⁵ M. McCann,⁵³ J. McCarthy,⁴⁵ A. McNab,⁵⁴ R. McNulty,¹² B. Meadows,⁵⁷ F. Meier,⁹ M. Meissner,¹¹ D. Melnychuk,²⁸ M. Merk,⁴¹ E. Michielin,²² D. A. Milanes,⁶² M.-N. Minard,⁴ D. S. Mitzel,¹¹ J. Molina Rodriguez,⁶⁰ I. A. Monroy,⁶² S. Monteil,⁵ M. Morandin,²² P. Morawski,²⁷ A. Mordà,⁶ M. J. Morello,^{23,i} J. Moron,²⁷ A. B. Morris,⁵⁰ R. Mountain,⁵⁹ F. Muheim,⁵⁰ D. Müller,⁵⁴ J. Müller,⁹ K. Müller,⁴⁰ V. Müller,⁹ M. Mussini,¹⁴ B. Muster,³⁹ P. Naik,⁴⁶ T. Nakada,³⁹ R. Nandakumar,⁴⁹ A. Nandi,⁵⁵ I. Nasteva,² M. Needham,⁵⁰ N. Neri,²¹ S. Neubert,¹¹ N. Neufeld,³⁸ M. Neuner,¹¹ A. D. Nguyen,³⁹ T. D. Nguyen,³⁹ C. Nguyen-Mau,^{39,n} V. Niess,⁵ R. Niet,⁹ N. Nikitin,³² T. Nikodem,¹¹ A. Novoselov,³⁵ D. P. O'Hanlon,⁴⁸ A. Oblakowska-Mucha,²⁷ V. Obraztsov,³⁵ S. Ogilvy,⁵¹ O. Okhrimenko,⁴⁴ R. Oldeman,^{15,j} C. J. G. Onderwater,⁶⁷ B. Osorio Rodrigues,¹ J. M. Otalora Goicochea,² A. Otto,³⁸ P. Owen,⁵³ A. Oyanguren,⁶⁶ A. Palano,^{13,o} F. Palombo,^{21,p} M. Palutan,¹⁸ J. Panman,³⁸ A. Papanestis,⁴⁹ M. Pappagallo,⁵¹ L. L. Pappalardo,^{16,a} C. Pappenheimer,⁵⁷ W. Parker,⁵⁸ C. Parkes,⁵⁴ G. Passaleva,¹⁷ G. D. Patel,⁵² M. Patel,⁵³ C. Patrignani,^{19,h} A. Pearce,^{54,49} A. Pellegrino,⁴¹ G. Penso,^{25,q} M. Pepe Altarelli,³⁸ S. Perazzini,^{14,f} P. Perret,⁵ L. Pescatore,⁴⁵ K. Petridis,⁴⁶ A. Petrolini,^{19,h} M. Petruzzo,²¹ E. Picatoste Olloqui,³⁶ B. Pietrzyk,⁴ T. Pilař,⁴⁸ D. Pinci,²⁵ A. Pistone,¹⁹ A. Piucci,¹¹ S. Playfer,⁵⁰ M. Plo Casasus,³⁷ T. Poikela,³⁸ F. Polci,⁸ A. Poluektov,^{48,34} I. Polyakov,³¹ E. Polcarpo,² A. Popov,³⁵ D. Popov,^{10,38} B. Popovici,²⁹ C. Potterat,² E. Price,⁴⁶ J. D. Price,⁵² J. Prisciandaro,³⁷ A. Pritchard,⁵² C. Prouve,⁴⁶ V. Pugatch,⁴⁴ A. Puig Navarro,³⁹ G. Punzi,^{23,r} W. Qian,⁴ R. Quagliani,^{7,46} B. Rachwal,²⁶ J. H. Rademacker,⁴⁶ M. Rama,²³ M. S. Rangel,² I. Raniuk,⁴³ N. Rauschmayr,³⁸ G. Raven,⁴² F. Redi,⁵³ S. Reichert,⁵⁴ M. M. Reid,⁴⁸ A. C. dos Reis,¹ S. Ricciardi,⁴⁹ S. Richards,⁴⁶ M. Rihl,³⁸ K. Rinnert,^{52,38} V. Rives Molina,³⁶ P. Robbe,^{7,38} A. B. Rodrigues,¹ E. Rodrigues,⁵⁴ J. A. Rodriguez Lopez,⁶² P. Rodriguez Perez,⁵⁴ S. Roiser,³⁸ V. Romanovsky,³⁵ A. Romero Vidal,³⁷ J. W. Ronayne,¹² M. Rotondo,²² J. Rouvinet,³⁹ T. Ruf,³⁸ P. Ruiz Valls,⁶⁶ J. J. Saborido Silva,³⁷ N. Sagidova,³⁰ P. Sail,⁵¹ B. Saitta,^{15,j} V. Salustino Guimaraes,² C. Sanchez Mayordomo,⁶⁶ B. Sanmartin Sedes,³⁷ R. Santacesaria,²⁵ C. Santamarina Rios,³⁷ M. Santimaria,¹⁸ E. Santovetti,^{24,g} A. Sarti,^{18,q} C. Satriano,^{25,b} A. Satta,²⁴ D. M. Saunders,⁴⁶ D. Savrina,^{31,32} M. Schiller,³⁸ H. Schindler,³⁸ M. Schlupp,⁹ M. Schmelling,¹⁰ T. Schmelzer,⁹ B. Schmidt,³⁸ O. Schneider,³⁹ A. Schopper,³⁸ M. Schubiger,³⁹ M.-H. Schune,⁷ R. Schwemmer,³⁸ B. Sciascia,¹⁸ A. Sciubba,^{25,q} A. Semennikov,³¹ N. Serra,⁴⁰ J. Serrano,⁶ L. Sestini,²² P. Seyfert,²⁰ M. Shapkin,³⁵ I. Shapoval,^{16,43,a} Y. Shcheglov,³⁰ T. Shears,⁵² L. Shekhtman,³⁴ V. Shevchenko,⁶⁴ A. Shires,⁹ B. G. Siddi,¹⁶ R. Silva Coutinho,⁴⁰ L. Silva de Oliveira,² G. Simi,²² M. Sirendi,⁴⁷ N. Skidmore,⁴⁶ T. Skwarnicki,⁵⁹ E. Smith,^{55,49} E. Smith,⁵³ I. T. Smith,⁵⁰ J. Smith,⁴⁷ M. Smith,⁵⁴ H. Snoek,⁴¹ M. D. Sokoloff,^{57,38} F. J. P. Soler,⁵¹ F. Soomro,³⁹ D. Souza,⁴⁶ B. Souza De Paula,² B. Spaan,⁹ P. Spradlin,⁵¹ S. Sridharan,³⁸ F. Stagni,³⁸ M. Stahl,¹¹ S. Stahl,³⁸ S. Stefkova,⁵³ O. Steinkamp,⁴⁰ O. Stenyakin,³⁵ S. Stevenson,⁵⁵ S. Stoica,²⁹ S. Stone,⁵⁹ B. Storaci,⁴⁰ S. Stracka,^{23,i} M. Straticiu,²⁹ U. Straumann,⁴⁰ L. Sun,⁵⁷ W. Sutcliffe,⁵³ K. Swientek,²⁷ S. Swientek,⁹ V. Syropoulos,⁴² M. Szczekowski,²⁸ T. Szumlak,²⁷ S. T'Jampens,⁴ A. Tayduganov,⁶ T. Tekampe,⁹ M. Teklishyn,⁷ G. Tellarini,^{16,a} F. Teubert,³⁸ C. Thomas,⁵⁵ E. Thomas,³⁸ J. van Tilburg,⁴¹ V. Tisserand,⁴ M. Tobin,³⁹ J. Todd,⁵⁷ S. Tolk,⁴² L. Tomassetti,^{16,a} D. Tonelli,³⁸ S. Topp-Joergensen,⁵⁵ N. Torr,⁵⁵ E. Tournefier,⁴ S. Tourneur,³⁹ K. Trabelsi,³⁹ M. T. Tran,³⁹ M. Tresch,⁴⁰ A. Trisovic,³⁸ A. Tsaregorodtsev,⁶ P. Tsoelas,⁴¹ N. Tuning,^{41,38} A. Ukleja,²⁸ A. Ustyuzhanin,^{65,64} U. Uwer,¹¹ C. Vacca,^{15,38,j} V. Vagnoni,¹⁴ G. Valenti,¹⁴

A. Vallier,⁷ R. Vazquez Gomez,¹⁸ P. Vazquez Regueiro,³⁷ C. Vázquez Sierra,³⁷ S. Vecchi,¹⁶ J. J. Velthuis,⁴⁶ M. Veltri,^{17,s} G. Veneziano,³⁹ M. Vesterinen,¹¹ B. Viaud,⁷ D. Vieira,² M. Vieites Diaz,³⁷ X. Vilasis-Cardona,^{36,e} V. Volkov,³² A. Vollhardt,⁴⁰ D. Volyanskyy,¹⁰ D. Voong,⁴⁶ A. Vorobyev,³⁰ V. Vorobyev,³⁴ C. Voß,⁶³ J. A. de Vries,⁴¹ R. Waldi,⁶³ C. Wallace,⁴⁸ R. Wallace,¹² J. Walsh,²³ S. Wandernoth,¹¹ J. Wang,⁵⁹ D. R. Ward,⁴⁷ N. K. Watson,⁴⁵ D. Websdale,⁵³ A. Weiden,⁴⁰ M. Whitehead,⁴⁸ G. Wilkinson,^{55,38} M. Wilkinson,⁵⁹ M. Williams,³⁸ M. P. Williams,⁴⁵ M. Williams,⁵⁶ T. Williams,⁴⁵ F. F. Wilson,⁴⁹ J. Wimberley,⁵⁸ J. Wishahi,⁹ W. Wislicki,²⁸ M. Witek,²⁶ G. Wormser,⁷ S. A. Wotton,⁴⁷ S. Wright,⁴⁷ K. Wyllie,³⁸ Y. Xie,⁶¹ Z. Xu,³⁹ Z. Yang,³ J. Yu,⁶¹ X. Yuan,³⁴ O. Yushchenko,³⁵ M. Zangoli,¹⁴ M. Zavertyaev,^{10,t} L. Zhang,³ Y. Zhang,³ A. Zhelezov,¹¹ A. Zhokhov,³¹ L. Zhong,³ and S. Zucchelli¹⁴

(LHCb Collaboration)

¹*Centro Brasileiro de Pesquisas Físicas (CBPF), Rio de Janeiro, Brazil*

²*Universidade Federal do Rio de Janeiro (UFRJ), Rio de Janeiro, Brazil*

³*Center for High Energy Physics, Tsinghua University, Beijing, China*

⁴*LAPP, Université Savoie Mont-Blanc, CNRS/IN2P3, Annecy-Le-Vieux, France*

⁵*Clermont Université, Université Blaise Pascal, CNRS/IN2P3, LPC, Clermont-Ferrand, France*

⁶*CPPM, Aix-Marseille Université, CNRS/IN2P3, Marseille, France*

⁷*LAL, Université Paris-Sud, CNRS/IN2P3, Orsay, France*

⁸*LPNHE, Université Pierre et Marie Curie, Université Paris Diderot, CNRS/IN2P3, Paris, France*

⁹*Fakultät Physik, Technische Universität Dortmund, Dortmund, Germany*

¹⁰*Max-Planck-Institut für Kernphysik (MPIK), Heidelberg, Germany*

¹¹*Physikalisches Institut, Ruprecht-Karls-Universität Heidelberg, Heidelberg, Germany*

¹²*School of Physics, University College Dublin, Dublin, Ireland*

¹³*Sezione INFN di Bari, Bari, Italy*

¹⁴*Sezione INFN di Bologna, Bologna, Italy*

¹⁵*Sezione INFN di Cagliari, Cagliari, Italy*

¹⁶*Sezione INFN di Ferrara, Ferrara, Italy*

¹⁷*Sezione INFN di Firenze, Firenze, Italy*

¹⁸*Laboratori Nazionali dell'INFN di Frascati, Frascati, Italy*

¹⁹*Sezione INFN di Genova, Genova, Italy*

²⁰*Sezione INFN di Milano Bicocca, Milano, Italy*

²¹*Sezione INFN di Milano, Milano, Italy*

²²*Sezione INFN di Padova, Padova, Italy*

²³*Sezione INFN di Pisa, Pisa, Italy*

²⁴*Sezione INFN di Roma Tor Vergata, Roma, Italy*

²⁵*Sezione INFN di Roma La Sapienza, Roma, Italy*

²⁶*Henryk Niewodniczanski Institute of Nuclear Physics Polish Academy of Sciences, Kraków, Poland*

²⁷*AGH - University of Science and Technology, Faculty of Physics and Applied Computer Science, Kraków, Poland*

²⁸*National Center for Nuclear Research (NCBJ), Warsaw, Poland*

²⁹*Horia Hulubei National Institute of Physics and Nuclear Engineering, Bucharest-Magurele, Romania*

³⁰*Petersburg Nuclear Physics Institute (PNPI), Gatchina, Russia*

³¹*Institute of Theoretical and Experimental Physics (ITEP), Moscow, Russia*

³²*Institute of Nuclear Physics, Moscow State University (SINP MSU), Moscow, Russia*

³³*Institute for Nuclear Research of the Russian Academy of Sciences (INR RAN), Moscow, Russia*

³⁴*Budker Institute of Nuclear Physics (SB RAS) and Novosibirsk State University, Novosibirsk, Russia*

³⁵*Institute for High Energy Physics (IHEP), Protvino, Russia*

³⁶*Universitat de Barcelona, Barcelona, Spain*

³⁷*Universidad de Santiago de Compostela, Santiago de Compostela, Spain*

³⁸*European Organization for Nuclear Research (CERN), Geneva, Switzerland*

³⁹*Ecole Polytechnique Fédérale de Lausanne (EPFL), Lausanne, Switzerland*

⁴⁰*Physik-Institut, Universität Zürich, Zürich, Switzerland*

⁴¹*Nikhef National Institute for Subatomic Physics, Amsterdam, The Netherlands*

⁴²*Nikhef National Institute for Subatomic Physics and VU University Amsterdam, Amsterdam, The Netherlands*

⁴³*NSC Kharkiv Institute of Physics and Technology (NSC KIPT), Kharkiv, Ukraine*

⁴⁴*Institute for Nuclear Research of the National Academy of Sciences (KINR), Kyiv, Ukraine*

- ⁴⁵*University of Birmingham, Birmingham, United Kingdom*
- ⁴⁶*H.H. Wills Physics Laboratory, University of Bristol, Bristol, United Kingdom*
- ⁴⁷*Cavendish Laboratory, University of Cambridge, Cambridge, United Kingdom*
- ⁴⁸*Department of Physics, University of Warwick, Coventry, United Kingdom*
- ⁴⁹*STFC Rutherford Appleton Laboratory, Didcot, United Kingdom*
- ⁵⁰*School of Physics and Astronomy, University of Edinburgh, Edinburgh, United Kingdom*
- ⁵¹*School of Physics and Astronomy, University of Glasgow, Glasgow, United Kingdom*
- ⁵²*Oliver Lodge Laboratory, University of Liverpool, Liverpool, United Kingdom*
- ⁵³*Imperial College London, London, United Kingdom*
- ⁵⁴*School of Physics and Astronomy, University of Manchester, Manchester, United Kingdom*
- ⁵⁵*Department of Physics, University of Oxford, Oxford, United Kingdom*
- ⁵⁶*Massachusetts Institute of Technology, Cambridge, Maryland, USA*
- ⁵⁷*University of Cincinnati, Cincinnati, Ohio, USA*
- ⁵⁸*University of Maryland, College Park, Maryland, USA*
- ⁵⁹*Syracuse University, Syracuse, New York, USA*
- ⁶⁰*Pontifícia Universidade Católica do Rio de Janeiro (PUC-Rio), Rio de Janeiro, Brazil*
(associated with *Institution Universidade Federal do Rio de Janeiro (UFRJ), Rio de Janeiro, Brazil*)
- ⁶¹*Institute of Particle Physics, Central China Normal University, Wuhan, Hubei, China*
(associated with *Institution Center for High Energy Physics, Tsinghua University, Beijing, China*)
- ⁶²*Departamento de Física, Universidad Nacional de Colombia, Bogota, Colombia*
(associated with *Institution LPNHE, Université Pierre et Marie Curie, Université Paris Diderot, CNRS/IN2P3, Paris, France*)
- ⁶³*Institut für Physik, Universität Rostock, Rostock, Germany* (associated with *Institution Physikalisches Institut, Ruprecht-Karls-Universität Heidelberg, Heidelberg, Germany*)
- ⁶⁴*National Research Centre Kurchatov Institute, Moscow, Russia*
(associated with *Institution Institute of Theoretical and Experimental Physics (ITEP), Moscow, Russia*)
- ⁶⁵*Yandex School of Data Analysis, Moscow, Russia* (associated with *Institution Institute of Theoretical and Experimental Physics (ITEP), Moscow, Russia*)
- ⁶⁶*Instituto de Física Corpuscular (IFIC), Universitat de Valencia-CSIC, Valencia, Spain*
(associated with *Institution Universitat de Barcelona, Barcelona, Spain*)
- ⁶⁷*Van Swinderen Institute, University of Groningen, Groningen, The Netherlands* (associated with *Institution Nikhef National Institute for Subatomic Physics, Amsterdam, The Netherlands*)

^aAlso at Università di Ferrara, Ferrara, Italy.

^bAlso at Università della Basilicata, Potenza, Italy.

^cAlso at Università di Milano Bicocca, Milano, Italy.

^dAlso at Università di Modena e Reggio Emilia, Modena, Italy.

^eAlso at LIFAELS, La Salle, Universitat Ramon Llull, Barcelona, Spain.

^fAlso at Università di Bologna, Bologna, Italy.

^gAlso at Università di Roma Tor Vergata, Roma, Italy.

^hAlso at Università di Genova, Genova, Italy.

ⁱAlso at Scuola Normale Superiore, Pisa, Italy.

^jAlso at Università di Cagliari, Cagliari, Italy.

^kAlso at Universidade Federal do Triângulo Mineiro (UFTM), Uberaba-MG, Brazil.

^lAlso at AGH - University of Science and Technology, Faculty of Computer Science, Electronics and Telecommunications, Kraków, Poland.

^mAlso at Università di Padova, Padova, Italy.

ⁿAlso at Hanoi University of Science, Hanoi, Viet Nam.

^oAlso at Università di Bari, Bari, Italy.

^pAlso at Università degli Studi di Milano, Milano, Italy.

^qAlso at Università di Roma La Sapienza, Roma, Italy.

^rAlso at Università di Pisa, Pisa, Italy.

^sAlso at Università di Urbino, Urbino, Italy.

^tAlso at P.N. Lebedev Physical Institute, Russian Academy of Science (LPI RAS), Moscow, Russia.