

The UTfit Collaboration Average of D meson mixing data: Winter 2014

(UTfit Collaboration)*



A.J. Bevan,¹ M. Bona,¹ M. Ciuchini,² D. Derkach,³ E. Franco,⁴ V. Lubicz,^{2,5} G. Martinelli,^{4,6} F. Parodi,⁷
M. Pierini,⁸ C. Schiavi,⁷ L. Silvestrini,⁴ V. Sordini,⁹ A. Stocchi,¹⁰ C. Tarantino,^{2,5} and V. Vagnoni¹¹

¹Queen Mary, University of London, Mile End Road, London E1 4NS, United Kingdom

²INFN, Sezione di Roma Tre, Via della Vasca Navale 84, I-00146 Roma, Italy

³Department of Physics, University of Oxford, OX1 3PN Oxford, United Kingdom

⁴INFN, Sezione di Roma, Piazzale A. Moro 2, I-00185 Roma, Italy

⁵Dipartimento di Matematica e Fisica, Università di Roma Tre,
Via della Vasca Navale 84, I-00146 Roma, Italy

⁶SISSA-ISAS, Via Bonomea 265, I-34136 Trieste, Italy

⁷Dipartimento di Fisica, Università di Genova and INFN, Via Dodecaneso 33, I-16146 Genova, Italy

⁸CERN, CH-1211 Geneva 23, Switzerland

⁹IPNL-IN2P3, 4 Rue Enrico Fermi, F-69622 Villeurbanne Cedex, France

¹⁰Laboratoire de l'Accélérateur Linéaire, IN2P3-CNRS et Université de Paris-Sud, BP 34, F-91898 Orsay Cedex, France

¹¹INFN, Sezione di Bologna, Via Irnerio 46, I-40126 Bologna, Italy

We update the analysis of D meson mixing including the latest experimental results as of January 2014. We derive constraints on the parameters M_{12} , Γ_{12} and Φ_{12} that describe D meson mixing using all available data, allowing for CP violation. We also provide posterior distributions for observable parameters appearing in D physics.

Almost two years ago, we presented our combination of the D mixing experimental data, yielding a quite precise determination of the mixing parameters showing no sign of CP violation [1]. Recently, the LHCb Collaboration has improved several important measurements [2, 3], and updates have also come from the other experiments [4–7]. These improvements result in a remarkable accuracy in the determination of the CP violating phase in charm mixing, implying strong constraints on possible extensions of the Standard Model (SM). An update of our fit is timely and can be of use for phenomenological analyses of physics beyond the SM.

In this letter, we perform a fit to the experimental data in Table I following the statistical method described in ref. [24] improved with a Markov-chain Monte Carlo as implemented in the BAT library [25]. The following parameters are varied with flat priors in a sufficiently large range:

$$x = \frac{\Delta m}{\Gamma}, \quad y = \frac{\Delta \Gamma}{2\Gamma}, \quad \left| \frac{q}{p} \right|, \quad \delta_{K\pi}, \quad \delta_{K\pi\pi}, \quad R_D, \quad (1)$$

where q and p are defined as $|D_{L,S}\rangle = p|D^0\rangle \pm q|\bar{D}^0\rangle$ with $|p|^2 + |q|^2 = 1$, $\delta_{K\pi(\pi)}$ is the strong phase difference between the amplitudes $A(\bar{D} \rightarrow K^+\pi^-(\pi^0))$ and $A(D \rightarrow K^+\pi^-(\pi^0))$ and

$$R_D = \frac{\Gamma(D^0 \rightarrow K^+\pi^-) + \Gamma(\bar{D}^0 \rightarrow K^-\pi^+)}{\Gamma(D^0 \rightarrow K^-\pi^+) + \Gamma(\bar{D}^0 \rightarrow K^+\pi^-)}. \quad (2)$$

We make the following assumptions in order to combine the measurements in Table I: i) we assume that Cabibbo allowed (CA) and doubly Cabibbo suppressed (DCS) decays are purely tree-level SM processes, neglecting direct CP

* <http://www.utfit.org>

Observable	Value	Correlation Coeff.					Reference
y_{CP}	$(0.866 \pm 0.155)\%$						[4, 5, 8–11]
A_Γ	$(-0.014 \pm 0.052)\%$						[2, 4, 5, 12]
x	$(0.79 \pm 0.29 \pm 0.08 \pm 0.12)\%$	1	-0.007	-0.255 α	0.216		[13]
y	$(0.30 \pm 0.24 \pm 0.1 \pm 0.07)\%$	-0.007	1	-0.019 α	-0.280		[13]
$ q/p $	(0.96 ± 0.21)	-0.255 α	-0.019 α	1	-0.128 α		[13]
ϕ	$(-2.5 \pm 10.5)^\circ$	0.216	-0.280	-0.128 α	1		[13]
x	$(0.16 \pm 0.23 \pm 0.12 \pm 0.08)\%$	1	0.0615				[14]
y	$(0.57 \pm 0.20 \pm 0.13 \pm 0.07)\%$	0.0615	1				[14]
R_M	$(0.0130 \pm 0.0269)\%$						[15–19]
$(x'_+)'_{K\pi\pi}$	$(2.48 \pm 0.59 \pm 0.39)\%$	1	-0.69				[20]
$(y'_+)'_{K\pi\pi}$	$(-0.07 \pm 0.65 \pm 0.50)\%$	-0.69	1				[20]
$(x'_-)'_{K\pi\pi}$	$(3.50 \pm 0.78 \pm 0.65)\%$	1	-0.66				[20]
$(y'_-)'_{K\pi\pi}$	$(-0.82 \pm 0.68 \pm 0.41)\%$	-0.66	1				[20]
R_D	$(0.533 \pm 0.107 \pm 0.045)\%$	1	0	0	-0.42	0.01	[6]
x^2	$(0.06 \pm 0.23 \pm 0.11)\%$	0	1	-0.73	0.39	0.02	[6]
y	$(4.2 \pm 2 \pm 1)\%$	0	-0.73	1	-0.53	-0.03	[6]
$\cos \delta_{K\pi}$	$(0.84 \pm 0.2 \pm 0.06)$	-0.42	0.39	-0.53	1	0.04	[6]
$\sin \delta_{K\pi}$	$(-0.01 \pm 0.41 \pm 0.04)$	0.01	0.02	-0.03	0.04	1	[6]
R_D	$(0.3030 \pm 0.0189)\%$	1	0.77	-0.87			[21]
$(x'_+)'^2_{K\pi}$	$(-0.024 \pm 0.052)\%$	0.77	1	-0.94			[21]
$(y'_+)'_{K\pi}$	$(0.98 \pm 0.78)\%$	-0.87	-0.94	1			[21]
A_D	$(-2.1 \pm 5.4)\%$	1	0.77	-0.87			[21]
$(x'_-)'^2_{K\pi}$	$(-0.020 \pm 0.050)\%$	0.77	1	-0.94			[21]
$(y'_-)'_{K\pi}$	$(0.96 \pm 0.75)\%$	-0.87	-0.94	1			[21]
R_D	$(0.364 \pm 0.018)\%$	1	0.655	-0.834			[22]
$(x'_+)'^2_{K\pi}$	$(0.032 \pm 0.037)\%$	0.655	1	-0.909			[22]
$(y'_+)'_{K\pi}$	$(-0.12 \pm 0.58)\%$	-0.834	-0.909	1			[22]
A_D	$(2.3 \pm 4.7)\%$	1	0.655	-0.834			[22]
$(x'_-)'^2_{K\pi}$	$(0.006 \pm 0.034)\%$	0.655	1	-0.909			[22]
$(y'_-)'_{K\pi}$	$(0.20 \pm 0.54)\%$	-0.834	-0.909	1			[22]
R_D	$(0.351 \pm 0.035)\%$	1	-0.967	0.900			[7]
$(y'_{CPA})'_{K\pi}$	$(0.43 \pm 0.43)\%$	-0.967	1	-0.975			[7]
$(x'_{CPA})'^2_{K\pi}$	$(0.008 \pm 0.018)\%$	0.900	-0.975	1			[7]
R_D	$(0.3568 \pm 0.0058 \pm 0.0033)\%$	1	-0.894	0.77	-0.895	0.772	[3]
$(y'_+)'_{K\pi}$	$(0.48 \pm 0.09 \pm 0.06)\%$	-0.894	1	-0.949	0.765	-0.662	[3]
$(x'_+)'^2_{K\pi}$	$(6.4 \pm 4.7 \pm 3)10^{-5}$	0.77	-0.949	1	-0.662	0.574	[3]
$(y'_-)'_{K\pi}$	$(0.48 \pm 0.09 \pm 0.06)\%$	-0.895	0.765	-0.662	1	-0.95	[3]
$(x'_-)'^2_{K\pi}$	$(4.6 \pm 4.6 \pm 3)10^{-5}$	0.772	-0.662	0.574	-0.95	1	[3]

TABLE I. Experimental data used in the analysis, from ref. [23]. $\alpha = (1 + |q/p|)^2/2$. Asymmetric errors have been symmetrized.

parameter	result @ 68% prob.	95% prob. range
$ M_{12} $ [ps ⁻¹]	$(4.4 \pm 2.0) \cdot 10^{-3}$	$[0.3, 7.7] \cdot 10^{-3}$
$ \Gamma_{12} $ [ps ⁻¹]	$(14.9 \pm 1.6) \cdot 10^{-3}$	$[11.7, 18.5] \cdot 10^{-3}$
$\Phi_{M_{12}}$ [°]	(2.0 ± 2.7)	$[-4, 12]$
$\delta_{K\pi}$ [°]	(8 ± 13)	$[-22, 30]$
$\delta_{K\pi\pi}$ [°]	(-6 ± 23)	$[-50, 43]$
x	$(3.6 \pm 1.6) \cdot 10^{-3}$	$[0.3, 6.7] \cdot 10^{-3}$
y	$(6.1 \pm 0.7) \cdot 10^{-3}$	$[4.8, 7.6] \cdot 10^{-3}$
$ q/p $	1.016 ± 0.018	$[0.981, 1.058]$
δ	$(-1.6 \pm 1.8) \cdot 10^{-2}$	$[-5.7, 1.9] \cdot 10^{-2}$
ϕ [°]	-0.5 ± 0.6	$[-1.8, 0.6]$
R_D	$(3.50 \pm 0.04) \cdot 10^{-3}$	$[3.43, 3.57] \cdot 10^{-3}$
A_Γ	$(1.4 \pm 1.5) \cdot 10^{-4}$	$[-1.5, 4.4] \cdot 10^{-4}$
R_M	$(2.4 \pm 0.6) \cdot 10^{-5}$	$[1.6, 4.1] \cdot 10^{-5}$
A_M	$(3.2 \pm 3.6) \cdot 10^{-2}$	$[-3.8, 11.3] \cdot 10^{-2}$
y_{CP}	$(6.1 \pm 0.7) \cdot 10^{-3}$	$[4.8, 7.6] \cdot 10^{-3}$

TABLE II. Results of the fit to D mixing data.

violation; ii) we neglect the weak phase difference between these channels, which is of $\mathcal{O}(10^{-3})$. One can then write the following equations [1, 26–30]:

$$\delta = \frac{1 - |q/p|^2}{1 + |q/p|^2}, \quad \arg(\Gamma_{12} q/p) = \arg(y + i\delta x), \quad A_M = \frac{|q/p|^4 - 1}{|q/p|^4 + 1}, \quad R_M = \frac{x^2 + y^2}{2}, \quad (3)$$

$$\begin{pmatrix} x'_f \\ y'_f \end{pmatrix} = \begin{pmatrix} \cos \delta_f & \sin \delta_f \\ -\sin \delta_f & \cos \delta_f \end{pmatrix} \begin{pmatrix} x \\ y \end{pmatrix}, \quad (x'_\pm)_f = \left| \frac{q}{p} \right|^{\pm 1} (x'_f \cos \phi \pm y'_f \sin \phi), \quad (y'_\pm)_f = \left| \frac{q}{p} \right|^{\pm 1} (y'_f \cos \phi \mp x'_f \sin \phi),$$

$$y_{\text{CP}} = \left(\left| \frac{q}{p} \right| + \left| \frac{p}{q} \right| \right) \frac{y}{2} \cos \phi - \left(\left| \frac{q}{p} \right| - \left| \frac{p}{q} \right| \right) \frac{x}{2} \sin \phi, \quad A_\Gamma = \left(\left| \frac{q}{p} \right| - \left| \frac{p}{q} \right| \right) \frac{y}{2} \cos \phi - \left(\left| \frac{q}{p} \right| + \left| \frac{p}{q} \right| \right) \frac{x}{2} \sin \phi,$$

$$(y'_{\text{CPA}})_f = \frac{(y'_+)_f + (y'_-)_f}{2}, \quad (x'_{\text{CPA}})_f^2 + (y'_{\text{CPA}})_f^2 = \frac{(x'_+)_f^2 + (x'_-)_f^2 + (y'_+)_f^2 + (y'_-)_f^2}{2},$$

valid for Cabibbo allowed and doubly Cabibbo suppressed final states.

In the standard CKM phase convention (taking $\text{CP}|D\rangle = |\bar{D}\rangle$), within the approximation we are using, CA and DCS decay amplitudes have vanishing weak phase and $\phi = \arg(q/p)$. Given the present experimental accuracy, one can assume Γ_{12} to be real,¹ leading to the relation

$$\phi = \arg(y + i\delta x). \quad (4)$$

For the purpose of constraining NP, it is useful to express the fit results in terms of the $\Delta C = 2$ effective Hamiltonian matrix elements M_{12} and Γ_{12} :

$$|M_{12}| = \frac{1}{\tau_D} \sqrt{\frac{x^2 + \delta^2 y^2}{4(1 - \delta^2)}} \sim \frac{x}{2\tau_D} + \mathcal{O}(\delta^2), \quad |\Gamma_{12}| = \frac{1}{\tau_D} \sqrt{\frac{y^2 + \delta^2 x^2}{1 - \delta^2}} \sim \frac{y}{\tau_D} + \mathcal{O}(\delta^2),$$

$$\sin \Phi_{12} = \frac{|\Gamma_{12}|^2 + 4|M_{12}|^2 - (x^2 + y^2)|q/p|^2/\tau_D^2}{4|M_{12}\Gamma_{12}|} \sim \frac{x^2 + y^2}{xy} \delta + \mathcal{O}(\delta^2), \quad (5)$$

with $\Phi_{12} = \arg(\Gamma_{12}/M_{12})$ and $\tau_D = 0.41$ ps. Consistently with the assumptions above, Γ_{12} can be taken real with negligible NP contributions, and a nonvanishing $\Phi_{12} = -\Phi_{M_{12}}$ can be interpreted as a signal of new sources of CP violation in M_{12} .

The results of the fit are reported in Table II. The corresponding probability density functions (p.d.f.'s) are shown in Figs. 1 and 2. Some two-dimensional p.d.f.'s are displayed in Fig. 3.

¹ See ref. [31] for a discussion of the size of $\arg(\Gamma_{12})$.

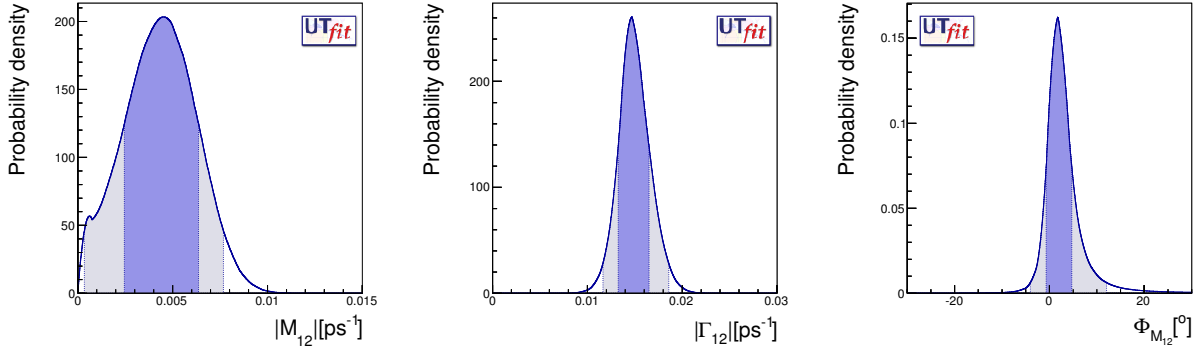


FIG. 1. One-dimensional p.d.f. for the parameters $|M_{12}|$, $|\Gamma_{12}|$ and $\Phi_{M_{12}}$.

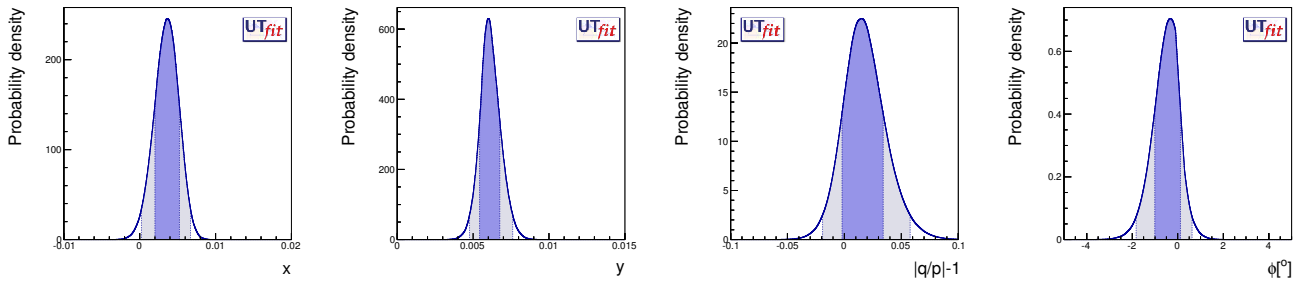


FIG. 2. One-dimensional p.d.f. for the parameters x , y , $|q/p| - 1$ and ϕ .

As can be seen from Table II, the fitted value of δ is at the percent level and indeed the central values of $|M_{12}|$, $|\Gamma_{12}|$ and Φ_{12} are compatible with the expanded formulae in eq. (5). However in our fit we used the exact formulae since the region of $x \lesssim 10^{-4}$, still allowed by experimental data (although with probability less than 5%), breaks the validity of the small δ expansion.

The results in Table II can be used to constrain NP contributions to $D - \bar{D}$ mixing and decays.

Our results are in very good agreement with the fit labeled “No direct CPV in DCS decays” by HFAG [23], now that HFAG uses the theoretical relation in eq. (4) as we suggested in our previous paper.

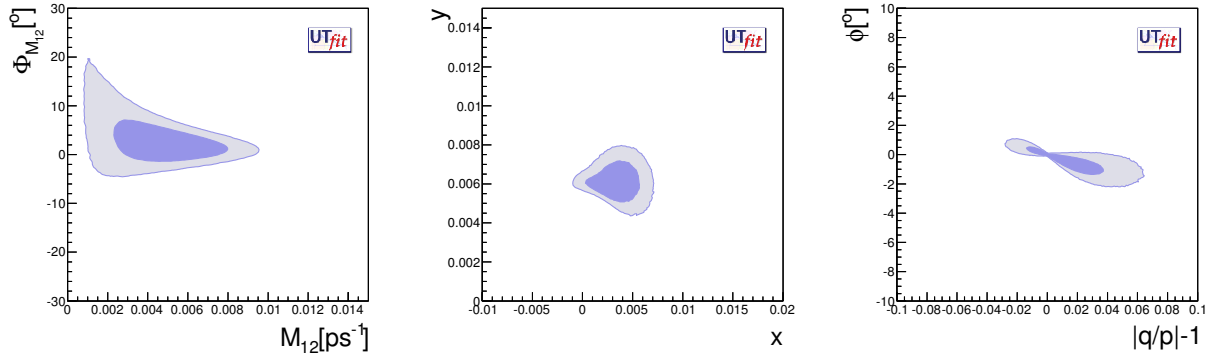


FIG. 3. Two-dimensional p.d.f. for Φ_{12} vs $|M_{12}|$ (left), y vs x (middle) and ϕ vs $|q/p| - 1$ (right).

ACKNOWLEDGMENTS

M.C. is associated to the Dipartimento di Matematica e Fisica, Università di Roma Tre. E.F. and L.S. are associated to the Dipartimento di Fisica, Università di Roma “La Sapienza”. The research leading to these results has received funding from the European Research Council under the European Union’s Seventh Framework Programme (FP/2007-2013) / ERC Grant Agreements n. 279972 “NPFlavour”, n. 267985 “DaMeSyFla” and from the People Programme (Marie Curie Actions) under European Union’s Seventh Framework Programme (FP7/2007-2013) / REA Grant Agreement n. 329017 “Charm@LHCb”.

-
- [1] A. Bevan *et al.* (UTfit Collaboration), JHEP **1210**, 068 (2012), arXiv:1206.6245 [hep-ph].
 - [2] R. Aaij *et al.* (LHCb collaboration), (2013), arXiv:1310.7201 [hep-ex].
 - [3] R. Aaij *et al.* (LHCb collaboration), Phys.Rev.Lett. **111**, 251801 (2013), arXiv:1309.6534 [hep-ex].
 - [4] J. Lees *et al.* (BaBar Collaboration), Phys.Rev. **D87**, 012004 (2013), arXiv:1209.3896 [hep-ex].
 - [5] M. Staric (Belle Collaboration), (2012), arXiv:1212.3478.
 - [6] D. Asner *et al.* (CLEO Collaboration), Phys.Rev. **D86**, 112001 (2012), arXiv:1210.0939 [hep-ex].
 - [7] T. A. Aaltonen *et al.* (CDF Collaboration), Phys.Rev.Lett. **111**, 231802 (2013), arXiv:1309.4078 [hep-ex].
 - [8] J. Link *et al.* (FOCUS Collaboration), Phys.Lett. **B485**, 62 (2000), arXiv:hep-ex/0004034 [hep-ex].
 - [9] S. Csorna *et al.* (CLEO Collaboration), Phys.Rev. **D65**, 092001 (2002), arXiv:hep-ex/0111024 [hep-ex].
 - [10] A. Zupanc *et al.* (Belle Collaboration), Phys.Rev. **D80**, 052006 (2009), arXiv:0905.4185 [hep-ex].
 - [11] R. Aaij *et al.* (LHCb Collaboration), (2011), arXiv:1112.4698 [hep-ex].
 - [12] E. Aitala *et al.* (E791 Collaboration), Phys.Rev.Lett. **83**, 32 (1999), arXiv:hep-ex/9903012 [hep-ex].
 - [13] K. Abe *et al.* (BELLE Collaboration), Phys.Rev.Lett. **99**, 131803 (2007), arXiv:0704.1000 [hep-ex].
 - [14] P. del Amo Sanchez *et al.* (BABAR Collaboration), Phys.Rev.Lett. **105**, 081803 (2010), arXiv:1004.5053 [hep-ex].
 - [15] E. Aitala *et al.* (E791 Collaboration), Phys.Rev.Lett. **77**, 2384 (1996), arXiv:hep-ex/9606016 [hep-ex].
 - [16] C. Cawlfeld *et al.* (CLEO Collaboration), Phys.Rev. **D71**, 077101 (2005), arXiv:hep-ex/0502012 [hep-ex].
 - [17] B. Aubert *et al.* (BABAR Collaboration), Phys.Rev. **D70**, 091102 (2004), arXiv:hep-ex/0408066 [hep-ex].
 - [18] B. Aubert *et al.* (BABAR Collaboration), Phys.Rev. **D76**, 014018 (2007), arXiv:0705.0704 [hep-ex].
 - [19] U. Bitenc *et al.* (BELLE Collaboration), Phys.Rev. **D77**, 112003 (2008), arXiv:0802.2952 [hep-ex].
 - [20] B. Aubert *et al.* (BABAR Collaboration), Phys.Rev.Lett. **103**, 211801 (2009), arXiv:0807.4544 [hep-ex].
 - [21] B. Aubert *et al.* (BABAR Collaboration), Phys.Rev.Lett. **98**, 211802 (2007), arXiv:hep-ex/0703020 [HEP-EX].
 - [22] L. Zhang *et al.* (BELLE Collaboration), Phys.Rev.Lett. **96**, 151801 (2006), arXiv:hep-ex/0601029 [hep-ex].
 - [23] Y. Amhis *et al.* (Heavy Flavor Averaging Group), (2012), arXiv:1207.1158 [hep-ex] and online updates at <http://www.slac.stanford.edu/xorg/hfag/>
 - [24] M. Ciuchini, G. D’Agostini, E. Franco, V. Lubicz, G. Martinelli, *et al.*, JHEP **0107**, 013 (2001), arXiv:hep-ph/0012308 [hep-ph].
 - [25] A. Caldwell, D. Kollar, and K. Kroninger, Comput.Phys.Commun. **180**, 2197 (2009), arXiv:0808.2552 [physics.data-an].
 - [26] G. C. Branco, L. Lavoura, and J. P. Silva, Int.Ser.Monogr.Phys. **103**, 1 (1999).
 - [27] G. Raz, Phys.Rev. **D66**, 057502 (2002), arXiv:hep-ph/0205113 [hep-ph].
 - [28] M. Ciuchini, E. Franco, D. Guadagnoli, V. Lubicz, M. Pierini, *et al.*, Phys.Lett. **B655**, 162 (2007), arXiv:hep-ph/0703204 [hep-ph].
 - [29] A. L. Kagan and M. D. Sokoloff, Phys.Rev. **D80**, 076008 (2009), arXiv:0907.3917 [hep-ph].
 - [30] Y. Grossman, Y. Nir, and G. Perez, Phys.Rev.Lett. **103**, 071602 (2009), arXiv:0904.0305 [hep-ph].
 - [31] A. Kagan, talk presented at the Workshop on Tau-Charm at High Luminosity, (2013).