

Higher harmonics of azimuthal anisotropy in relativistic heavy-ion collisions in HYDJET++ model

L. V. Bravina², B. H. Brusheim Johansson^{2,3}, G. Kh. Eyyubova^{1,4}, V. L. Korotkikh¹, I. P. Lokhtin^{1,a},
L. V. Malinina¹, S. V. Petrushanko¹, A. M. Snigirev¹, E. E. Zabrodin^{1,2}

¹ Skobeltsyn Institute of Nuclear Physics, Lomonosov Moscow State University, Moscow, Russia

² The Department of Physics, University of Oslo, Oslo, Norway

³ Oslo and Akershus University College for Applied Sciences, Oslo, Norway

⁴ Czech Technical University in Prague, FNSPE, Prague, Czech Republic

Received: 3 December 2013 / Accepted: 4 March 2014 / Published online: 15 March 2014

© The Author(s) 2014. This article is published with open access at Springerlink.com

Abstract The LHC data on azimuthal anisotropy harmonics from PbPb collisions at center-of-mass energy 2.76 TeV per nucleon pair are analyzed and interpreted in the framework of the HYDJET++ model. The cross-talk of elliptic v_2 and triangular v_3 flow in the model generates both even and odd harmonics of higher order. Comparison with the experimental data shows that this mechanism is able to reproduce the p_T and centrality dependencies of quadrangular flow v_4 , and also the basic trends for pentagonal v_5 and hexagonal v_6 flows.

1 Introduction

The study of the fundamental theory of strong interactions (Quantum Chromodynamics, QCD) in the regimes of extreme densities and temperatures is ongoing via the measurement of the properties of hot and dense multi-parton systems produced in high-energy nuclear collisions (see, e.g., reviews [1–4]). The LHC heavy-ion program that has started makes it possible to probe the new frontiers of the high temperature QCD providing the valuable information on the dynamical behavior of quark–gluon matter (QGM), as predicted by lattice calculations. A number of interesting LHC results from PbPb runs at $\sqrt{s_{NN}} = 2.76$ TeV have been published by the ALICE, ATLAS, and CMS collaborations (see [5] for the overview of the results from the first year of heavy-ion physics at LHC).

One of the modern trends in heavy-ion physics at high energies is a study of Fourier harmonics of azimuthal particle distribution, which is a powerful probe of bulk properties of

the created high density matter. It is typically described by a Fourier series of the form

$$E \frac{d^3 N}{d p^3} = \frac{d^2 N}{2\pi p_T d p_T d \eta} \times \left\{ 1 + 2 \sum_{n=1}^{\infty} v_n(p_T, \eta) \cos[n(\varphi - \Psi_n)] \right\}, \quad (1)$$

where φ is the azimuthal angle with respect to the reaction plane Ψ_n , and v_n are the Fourier coefficients. The second harmonic, v_2 , referred to as “elliptic flow”, is the most extensively studied one, because it directly relates the anisotropic shape of the overlap of the colliding nuclei to the corresponding anisotropy of the outgoing momentum distribution. The momentum and centrality dependencies of the elliptic flow in PbPb collisions were measured at the LHC [6–8] in the first instance. Subsequently, the results of measurements of the higher azimuthal harmonics [9–11] and the anisotropic flow of identified particles [12] were published. The higher-order coefficients v_n ($n > 2$) are smaller than v_2 . They also carry important information on the dynamics of the medium created, and they complement v_2 in providing a more complete picture of its bulk properties. The two coefficients that have been closely studied are the quadrangular (or hexadecapole) flow v_4 [13, 14] and triangular flow v_3 [15]. Although the pentagonal and hexagonal flows v_5 and v_6 are studied to a lesser extent, as regards these there exist some predictions from hydrodynamics also [16].

At relatively low transverse momenta, $p_T < 3 \div 4$ GeV/c, the azimuthal anisotropy results from a pressure-driven anisotropic expansion of the created matter, with more particles emitted in the direction of the largest pressure gradients [17]. At higher p_T , this anisotropy is understood to result from the path-length dependent energy loss of partonic jets

^a e-mail: igor@lav01.sinp.msu.ru

Fig. 1 The cartoon figure illustrating the second (*left*, $\epsilon_3(b) = 0$) and second+third (*right*, $\epsilon_3(b) = 0.2$) azimuthal anisotropy harmonics generation in HYDJET++ at $R_f(b) = 5$ fm, $\epsilon(b) = -0.2$, $\psi_2^{RP} = 0$, $\psi_3^{RP} = 0$. Particle densities in the transverse plane are shown for X–Y (*top*) and R– ϕ (*bottom*) representations

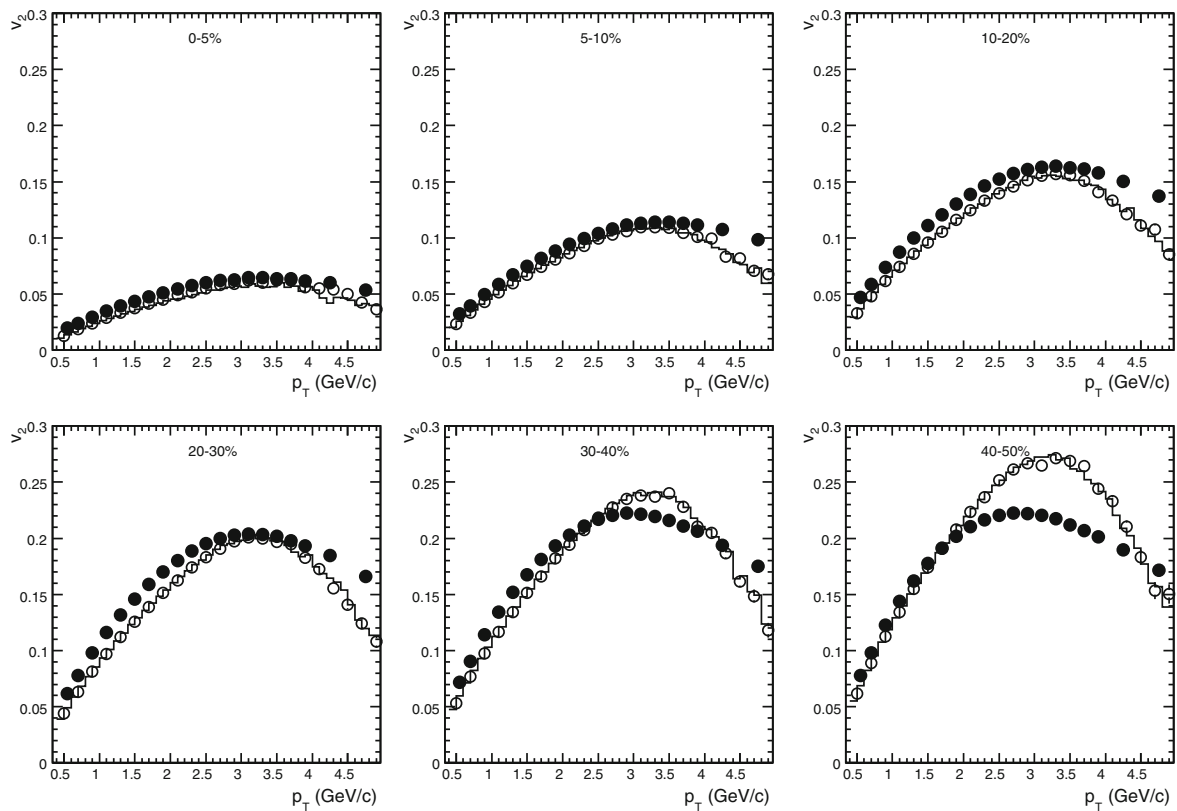
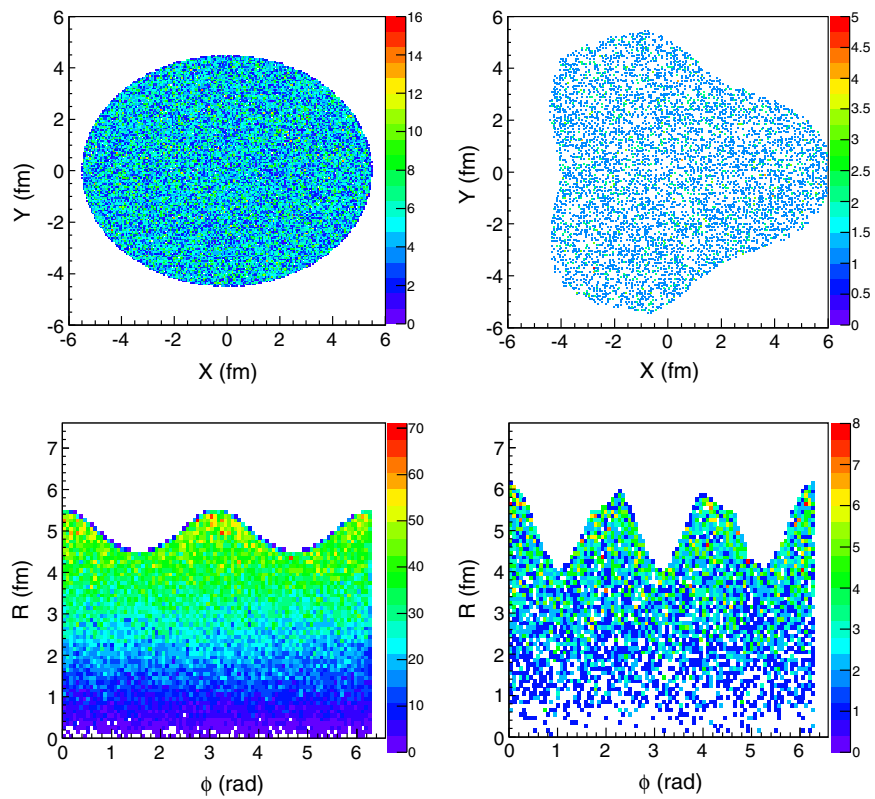


Fig. 2 Elliptic flow $v_2(p_T)$ of charged hadrons at pseudo-rapidity $|\eta| < 2.5$ for different centralities of PbPb collisions at $\sqrt{s_{NN}} = 2.76$ TeV. The closed circles are ATLAS data [10] on $v_2\{EP\}$, open circles and histograms represent $v_2\{EP\}$ and $v_2\{\Psi_2^{RP}\}$ for HYDJET++ events, respectively

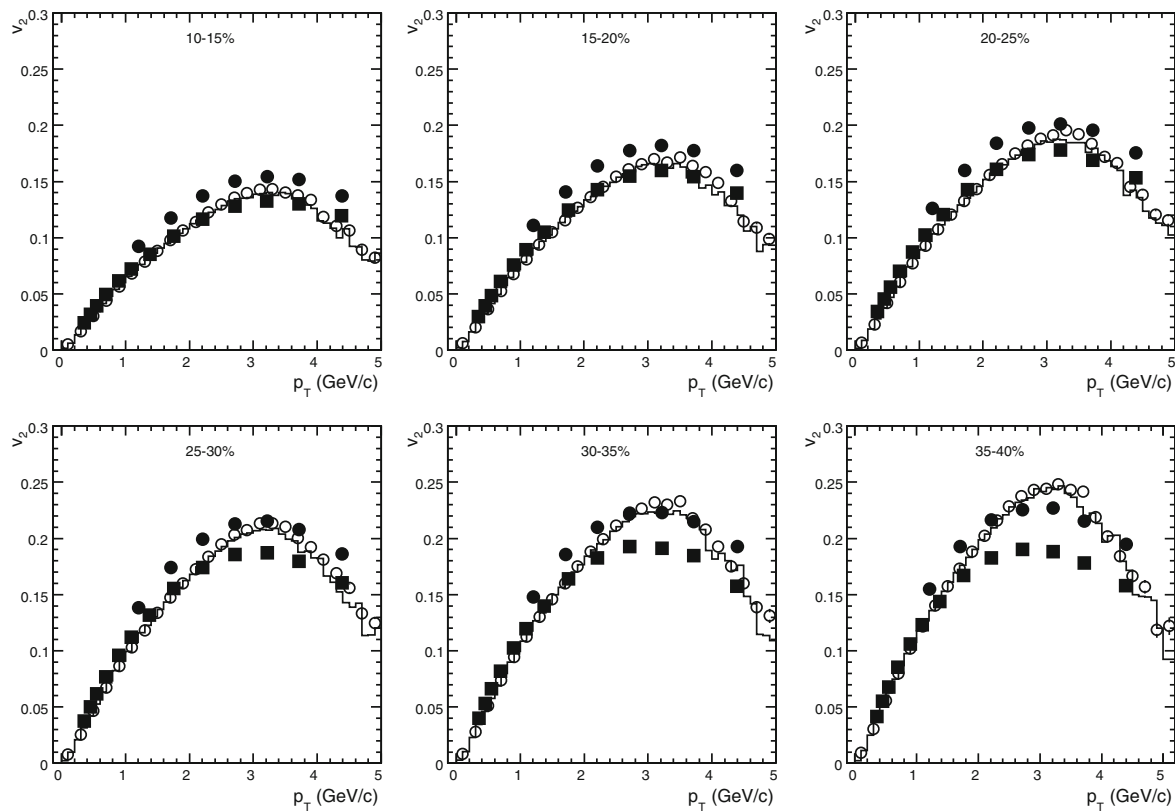


Fig. 3 Elliptic flow $v_2(p_T)$ of charged hadrons at pseudo-rapidity $|\eta| < 0.8$ for different centralities of PbPb collisions at $\sqrt{s_{NN}} = 2.76$ TeV. The closed points are CMS data [8] ($v_2\{2\}$ —circles,

$v_2\{\text{LYZ}\}$ —squares), open circles and histograms represent $v_2\{\text{EP}\}$ and $v_2\{\Psi_2^{\text{RP}}\}$ for HYDJET++ events, respectively. labelfig

as they traverse the matter, with more jet particles emitted in the direction of the shortest path-length [18].

In Ref. [19] the LHC data on multiplicity, charged hadron spectra, elliptic flow and femtoscopic correlations from PbPb collisions were analyzed in the frameworks of the HYDJET++ model [20]. Taking into account both hard and soft components and tuning the input parameters allow HYDJET++ to reproduce these data. Another study [21] with HYDJET++ was dedicated to the influence of jet production mechanism on the ratio v_4/v_2^2 and its role in violation of the number-of-constituent-quark (NCQ) scaling [22], predicted within the HYDJET++ in [23]. In the current paper, tuned HYDJET++ is applied to analyze the LHC data on momentum and centrality dependences of azimuthal anisotropy harmonics in PbPb collisions, and then to illuminate the mechanisms of the generation of Fourier coefficients $v_2 \div v_6$. The detailed study of hexagonal flow v_6 is also the subject of our recent paper [24].

Note that the LHC data on higher-order azimuthal anisotropy harmonics ($v_2 \div v_4$) were analyzed with a multiphase transport model (AMPT) in [25]. It was shown that AMPT describes LHC data on the anisotropic flow coefficients v_n ($n = 2 \div 4$) for semi-central PbPb collisions at $p_T < 3$

GeV/c. It also reproduces reasonably well the centrality dependence of integral v_n for all but most central collisions. Another approach [26] reproducing v_n data in ultrarelativistic heavy-ion collisions is the glasma flow with the subsequent relativistic viscous hydrodynamic evolution of matter through the quark–gluon plasma and hadron gas phases (IP-Glasma+MUSIC model). This model gives good agreement to p_T -dependence of v_n ($n = 2 \div 5$) and event-by-event distributions of $v_2 \div v_4$ at RHIC and LHC.

The study of generation of higher flow harmonics within the HYDJET++ has several attractive features. Firstly, the presence of elliptic and triangular flow permits us to examine the interference of these harmonics and its contribution to all higher even and odd components of the anisotropic flow. If necessary, the original eccentricities of higher order can easily be incorporated in the model for the fine tuning of the distributions. Secondly, the very rich table of resonances, which includes about 360 meson and baryon species, helps one to analyze all possible final state interactions. Thirdly, the interplay of ideal hydrodynamics with jets can unveil the role of hard processes in the formation of anisotropic flow of secondary hadrons. The basic features of the model are described in Sect. 2.

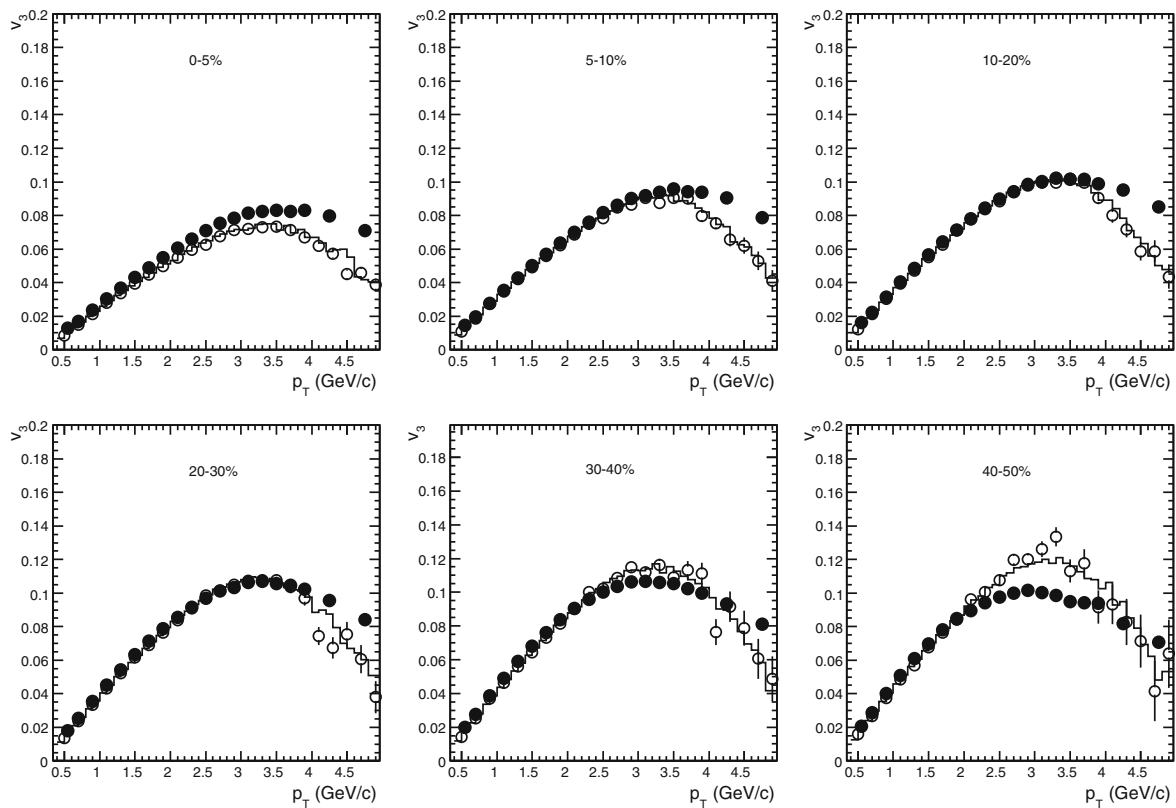


Fig. 4 Triangular flow $v_3(p_T)$ of charged hadrons at pseudo-rapidity $|\eta| < 2.5$ for different centralities of PbPb collisions at $\sqrt{s_{NN}} = 2.76$ TeV. The closed circles are ATLAS data [10] on $v_3\{\text{EP}\}$, open circles and histograms represent $v_3\{\text{EP}\}$ and $v_3\{\psi_3^{\text{RP}}\}$ for HYDJET++ events, respectively

2 HYDJET++ model

HYDJET++ (the successor of HYDJET [27]) is the model of relativistic heavy-ion collisions which includes two independent components: the soft state (hydro-type) and the hard state resulting from the in-medium multi-parton fragmentation. The details of the used physics model and simulation procedure can be found in the HYDJET++ manual [20]. Main features of the model are sketched below as follows.

The soft component of an event in HYDJET++ is the “thermal” hadronic state generated on the chemical and thermal freeze-out hypersurfaces obtained from the parametrization of relativistic hydrodynamics with preset freeze-out conditions (the adapted event generator FAST MC [28,29]). Hadron multiplicities are calculated using the effective thermal volume approximation and Poisson multiplicity distribution around its mean value, which is supposed to be proportional to a number of participating nucleons for a given impact parameter of a AA collision. To simulate the elliptic flow effect, the hydro-inspired parametrization is implemented for the momentum and spatial anisotropy of a soft hadron emission source [20,30].

The model used for the hard component in HYDJET++ is based on the PYQUEN partonic energy loss model [27]. The approach describing the multiple scattering of hard partons relies on accumulated energy loss via gluon radiation, which is associated with each parton scattering in expanding quark–gluon fluid. It also includes the interference effect in gluon emission with a finite formation time using the modified radiation spectrum dE/dx as a function of the decreasing temperature T . The model takes into account radiative and collisional energy loss of hard partons in longitudinally expanding quark–gluon fluid, as well as the realistic nuclear geometry. The simulation of single hard nucleon–nucleon sub-collisions by PYQUEN is constructed as a modification of the jet event obtained with the generator of hadron–hadron interactions PYTHIA_6.4 [31]. Note that Pro-Q20 tune was used for the present simulation. The number of PYQUEN jets is generated according to the binomial distribution. The mean number of jets produced in an AA event is calculated as a product of the number of binary NN sub-collisions at a given impact parameter per the integral cross section of the hard process in NN collisions with the minimum transverse momentum transfer p_T^{min} (the latter is an input parameter of the model). In HYDJET++, partons produced in (semi)hard processes with the momentum transfer lower than p_T^{min} are considered

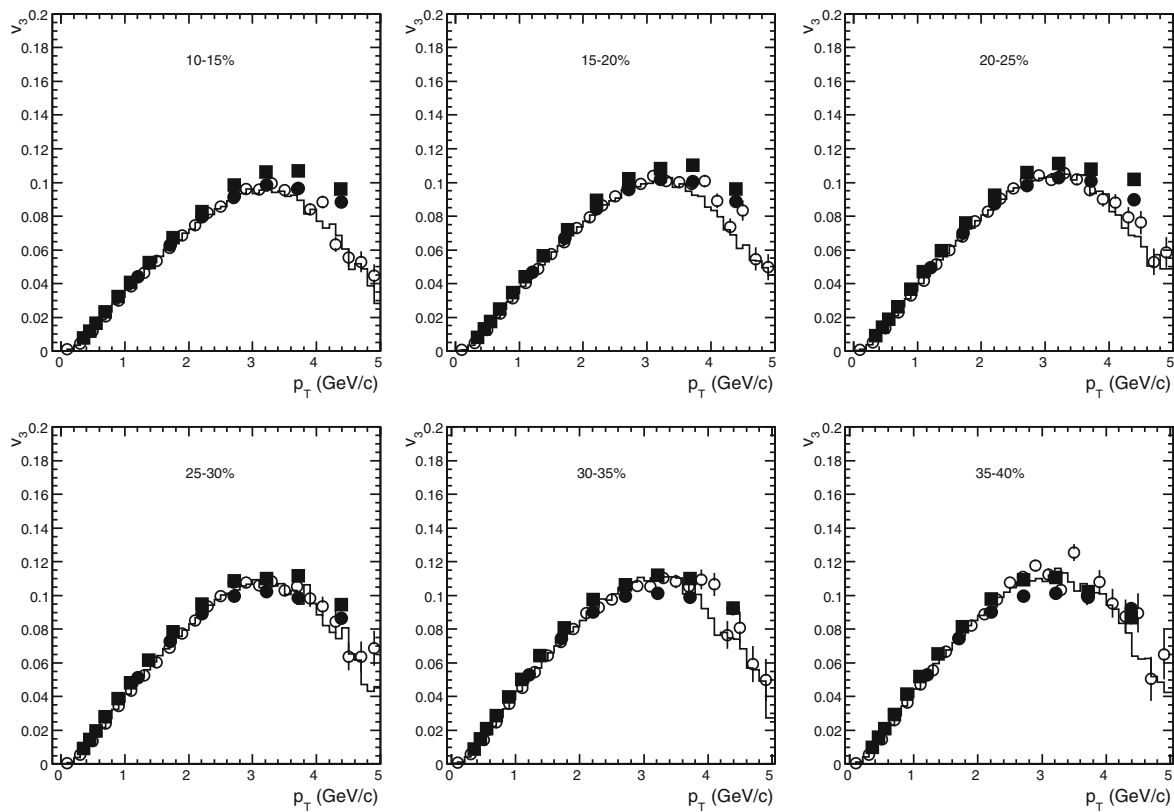


Fig. 5 Triangular flow $v_3(p_T)$ of charged hadrons at pseudo-rapidity $|\eta| < 0.8$ for different centralities of PbPb collisions at $\sqrt{s_{NN}} = 2.76$ TeV. The closed points are CMS data [11] ($v_3\{2\}$ —circles,

$v_3\{EP\}$ —squares), open circles and histograms represent $v_3\{EP\}$ and $v_3\{\Psi_3^{RP}\}$ for HYDJET++ events, respectively

as being “thermalized”. Therefore, their hadronization products are included “automatically” in the soft component of the event. In order to take into account the effect of nuclear shadowing on parton distribution functions, we use the impact parameter dependent parametrization [32] obtained in the framework of Glauber–Gribov theory.

The model has a number of input parameters for the soft and hard components. They are tuned from fitting to experimental data values for various physical observables; see [19] for details.

In order to simulate higher azimuthal anisotropy harmonics, the following modification has been implemented in the model. HYDJET++ does not contain the fireball evolution from the initial state to the freeze-out stage. Instead of application of computational relativistic hydrodynamics, which is extremely time consuming, HYDJET++ employs the simple and frequently used parametrizations of the freeze-out hypersurface [20]. Then the anisotropic elliptic shape of the initial overlap of the colliding nuclei results in a corresponding anisotropy of the outgoing momentum distribution. To describe the second harmonic v_2 the model utilizes the coefficients $\delta(b)$ and $\epsilon(b)$, representing, respectively, the flow and the coordinate anisotropy of the fireball at the freeze-out stage

as functions of the impact parameter b . These momentum and spatial anisotropy parameters $\delta(b)$ and $\epsilon(b)$ can either be treated independently for each centrality, or can be related to each other through the dependence on the initial ellipticity $\epsilon_0(b) = b/2R_A$, where R_A is the nucleus radius. The latter option allows us to describe the elliptic flow coefficient v_2 for most centralities at the RHIC [20] and LHC [19] energies using only two independent on centrality parameters.

The non-elliptic shape of the initial overlap of the colliding nuclei, which can be characterized by the initial triangular coefficient $\epsilon_03(b)$, results in the appearance of higher Fourier harmonics in the outgoing momentum distribution. Our Monte-Carlo (MC) procedure allows us to parametrize easily this anisotropy via the natural modulation of final freeze-out hypersurface, namely

$$R(b, \phi) = R_f(b) \frac{\sqrt{1 - \epsilon^2(b)}}{\sqrt{1 + \epsilon(b) \cos 2\phi}} \times [1 + \epsilon_3(b) \cos 3(\phi + \Psi_3^{RP})], \tag{2}$$

where ϕ is the spatial azimuthal angle of the fluid element relatively to the direction of the impact parameter. $R(b, \phi)$ is the fireball transverse radius in the given azimuthal direction ϕ

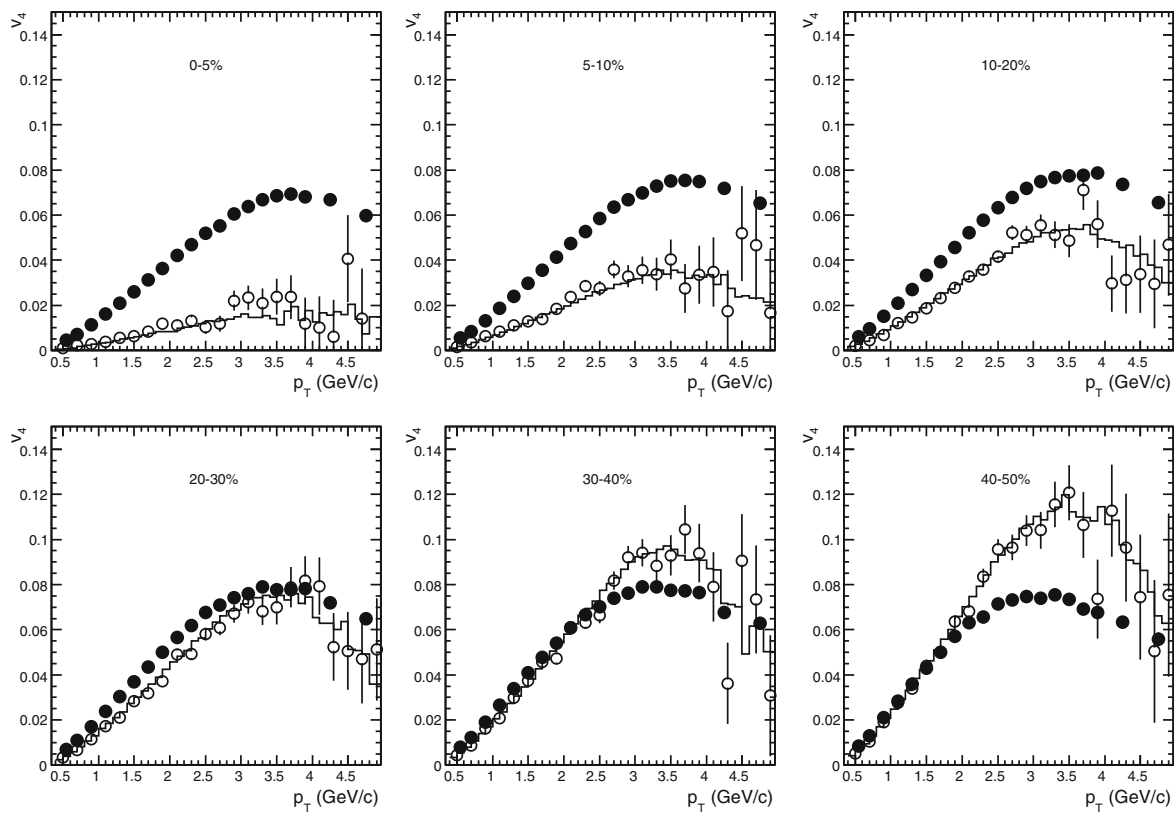


Fig. 6 Quadrangular flow $v_4(p_T)$ of charged hadrons at pseudo-rapidity $|\eta| < 2.5$ for different centralities of PbPb collisions at $\sqrt{s_{NN}} = 2.76$ TeV. The closed circles are ATLAS data [10] on $v_4\{EP\}$, open circles and histograms represent $v_4\{EP\}$ and $v_4(\Psi_2^{RP})$ for HYDJET++ events, respectively

with the scale $R_f(b)$, which is a model parameter. The phase Ψ_3^{RP} allows us to introduce the third harmonics possessing its own reaction plane, randomly distributed with respect to the direction of the impact parameter ($\Psi_2^{RP} = 0$). This new anisotropy parameter $\epsilon_3(b)$ can again be treated independently for each centrality, or can be expressed through the initial ellipticity $\epsilon_0(b) = b/2R_A$. Note that such a modulation does not affect the elliptic flow coefficient v_2 , which was fitted earlier with two parameters $\delta(b)$ and $\epsilon(b)$ [19,20]. Figure 1 illustrates second and third harmonics generation in HYDJET++ by representing particle densities in the transverse plane. One should be aware that the triangular deformation shown here is very strong. The actual deformations needed to describe triangular flow at LHC energies are typically order of magnitude weaker.

The modulation of the maximal transverse flow rapidity, first considered in Eq. (28) of Ref. [20] at the parametrization of 4-velocity u ,

$$\rho_u^{\max} = \rho_u^{\max}(b=0)[1 + \rho_{3u}(b) \cos 3\phi + \rho_{4u}(b) \cos 4\phi], \tag{3}$$

also permits the introduction of higher azimuthal harmonics related, however, to the direction of the impact parameter ($\Psi_2^{RP} = 0$) only. In this case we get the modulation of the

velocity profile in all freeze-out hypersurface, and we cannot “rotate” this modulation with independent phase. The new anisotropy parameters, $\rho_{3u}(b)$ and $\rho_{4u}(b)$, can again be treated independently for each centrality, or can be expressed through the initial ellipticity $\epsilon_0(b) = b/2R_A$.

For current simulations we have introduced the minimal modulation in HYDJET++ using just simple parameterizations $\epsilon_3(b) \propto \epsilon_0^{1/3}(b)$ and $\rho_{4u}(b) \propto \epsilon_0(b)$, while $\rho_{3u}(b)$ being taken equal to zero. The corresponding proportionality factors were selected from the best fit of the data to $v_3(p_T)$ and $v_4(p_T)$.

Let us mark that the azimuthal anisotropy parameters $\epsilon(b)$, $\delta(b)$ and $\epsilon_3(b)$ are fixed at given impact parameter b . Therefore they do not provide dynamical event-by-event flow fluctuations, and they specify $v_n(b)$ accumulated over many events. The main source of flow fluctuations in HYDJET++ is fluctuations of particle momenta and multiplicity. Recall that the momentum-coordinate correlations in HYDJET++ for soft component is governed by collective velocities of fluid elements, and so the fluctuations in particle coordinates are reflected in their momenta. The fluctuations became stronger as resonance decays and (mini-)jet production are taken into account. An event distribution over collision impact parameter for each centrality class also increases such fluctuations.

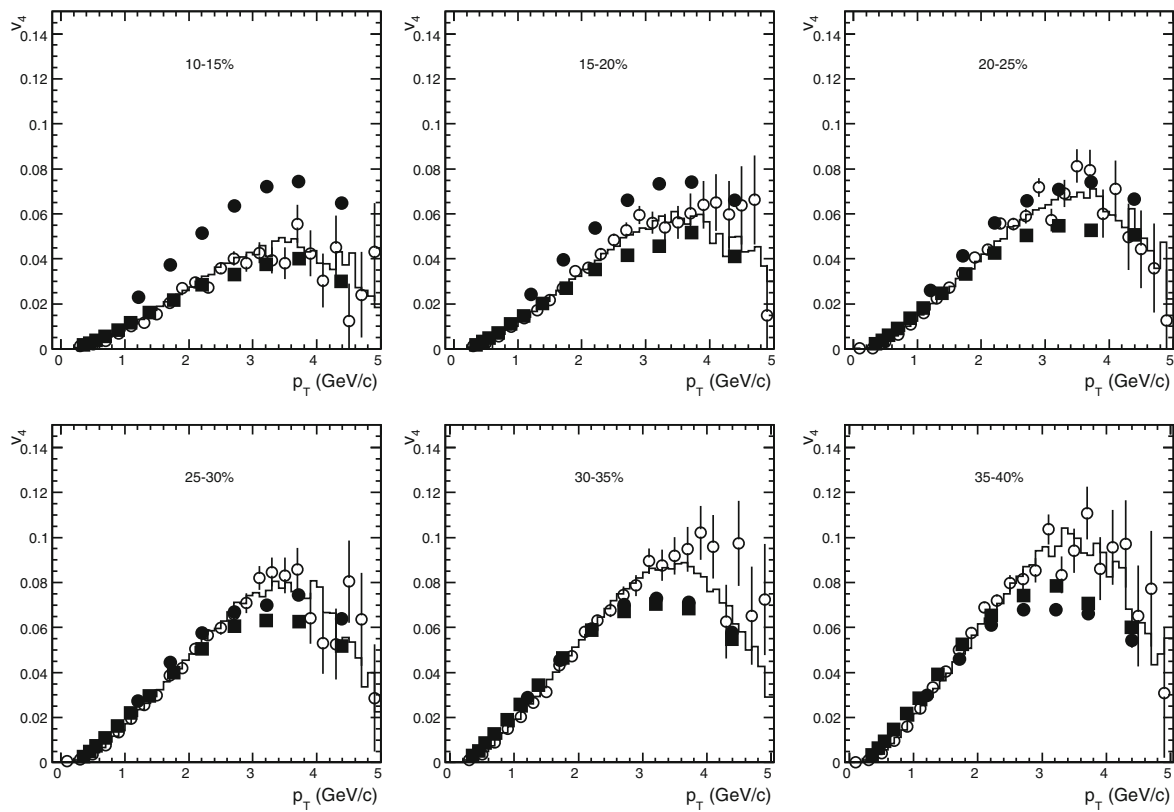


Fig. 7 Quadrangular flow $v_4(p_T)$ of charged hadrons at pseudo-rapidity $|\eta| < 0.8$ for different centralities of PbPb collisions at $\sqrt{s_{NN}} = 2.76$ TeV. The closed points are CMS data [11] ($v_4\{2$ —

circles, $v_4\{LYZ$ —squares), open circles and histograms represent $v_4\{EP$ and $v_4\{\Psi_2^{RP}$ for HYDJET++ events, respectively

In the current paper we restrict ourselves to an analysis of the event-averaged $v_n(p_T)$. The detailed study of event-by-event flow fluctuations is the subject of our future investigation. The possible further modification of HYDJET++ to match experimental data on flow fluctuations would be smearing of parameters ϵ , δ and ϵ_3 at a given b.

3 Results

It was demonstrated in [19] that the tuned HYDJET++ model can reproduce the LHC data on centrality and pseudo-rapidity dependence of inclusive charged particle multiplicity, p_T -spectra and $\pi^\pm\pi^\pm$ correlation radii in central PbPb collisions, and p_T - and η -dependencies of the elliptic flow coefficient v_2 (up to $p_T \sim 5$ GeV/c and 40 % centrality). However, a reasonable treatment of higher and odd Fourier harmonics of particle azimuthal distribution v_n ($n > 2$) needs the additional modifications of the model, which does not affect azimuthally integrated physical observables (see previous section). We have compared the results of HYDJET++ simulations with the LHC data on v_n for inclusive as well as for identified charged hadrons.

3.1 Anisotropy harmonics for inclusive charge hadrons

The standard way of measuring v_n corresponds to the inclusive particle harmonics on the base of Eq. (1). Then v_n is extracted using the special methods, such as the event plane $v_n\{EP$ [33], or m -particle cumulant $v_n\{m$ [34,35], or Lee–Yang zero methods $v_n\{LYZ$ [36,37]. In order to estimate the uncertainties related to the experimental definitions of flow harmonics, HYDJET++ results for different methods of v_n extraction were compared with its “true” values, known from the event generator and determined relatively to Ψ_2^{RP} for even and Ψ_3^{RP} for odd harmonics, respectively.

Figures 2, 3, 4, 5, 6, 7, 8, 9, 10, 11 show anisotropic flow coefficients v_n as a function of the hadron transverse momentum p_T . Let us discuss first the results of HYDJET++ simulations. It can be separated in two groups: (1) results obtained with respect to the true reaction plane straight from the generator, i.e., $v_{2,4,6}(\Psi_2^{RP})$ and $v_{3,5}(\Psi_3^{RP})$, and (2) those obtained by using the (sub)event plane method with rapidity gap $|\Delta\eta| > 3$. The last method provides us with $v_n\{EP$. The main systematic uncertainties for the methods come from non-flow correlations and flow fluctuations. The last one (as it is kept in the model currently) almost does not

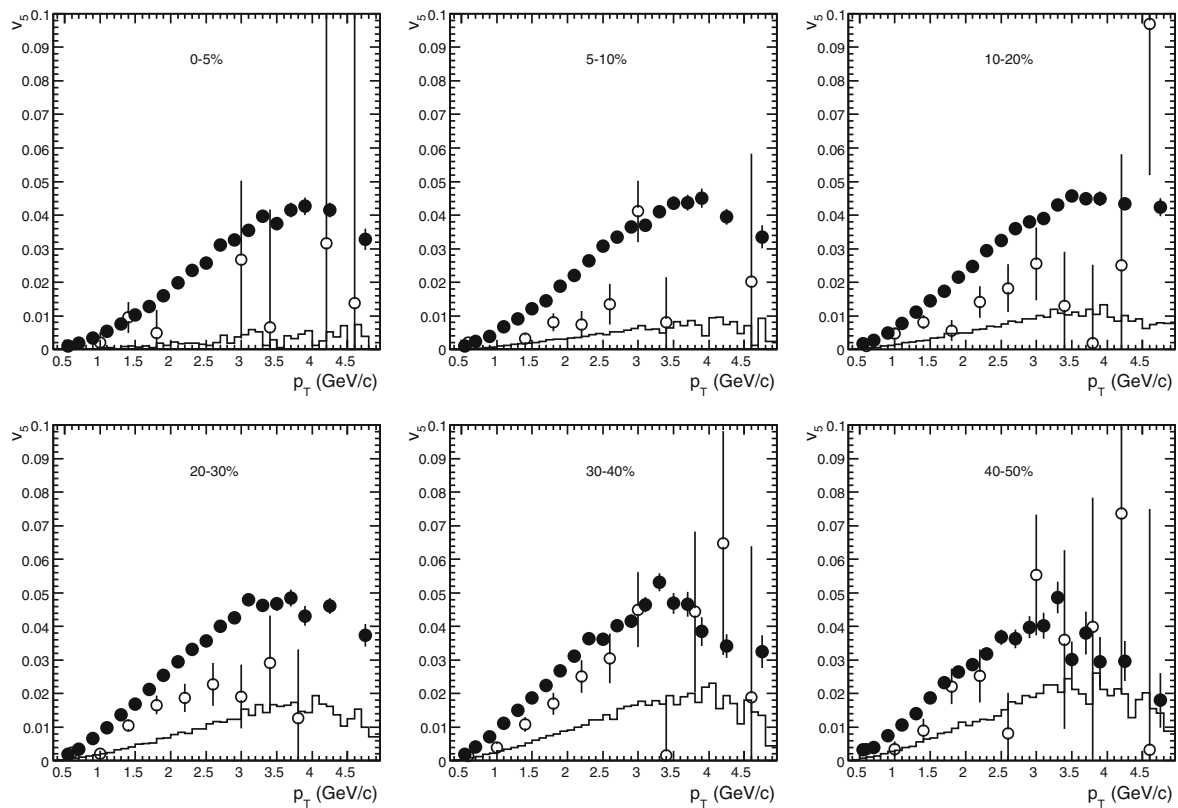


Fig. 8 Pentagonal flow $v_5(p_T)$ of charged hadrons at pseudo-rapidity $|\eta| < 2.5$ for different centralities of PbPb collisions at $\sqrt{s_{NN}} = 2.76$ TeV. The closed circles are ATLAS data [10] on $v_5\{\text{EP}\}$, open circles and histograms represent $v_5\{\text{EP}\}$ and $v_5\{\Psi_3^{\text{RP}}\}$ for HYDJET++ events, respectively

affect the mean v_n values restored by the EP method, while the non-flow correlations can be effectively suppressed by applying η -gap in v_n reconstruction. This gives a good reconstruction precision for elliptic v_2 , triangular v_3 and quadrangular v_4 flows up to $p_T \sim 5$ GeV/c. At higher transverse momenta some differences appear due to non-flow effects from jets. However, Figs. 8 and 9 show that pentagonal flow v_5 determined from the model w.r.t. Ψ_3^{RP} and v_5 restored w.r.t. the event plane of the fifth order Ψ_5^{EP} differ a lot. The reason is that although no intrinsic Ψ_5^{RP} is generated in HYDJET++, pentagonal flow v_5 emerges here as a result of the “interference” between v_2 and v_3 , each is determined with respect to its own reaction plane, $v_5 \propto v_2(\Psi_2^{\text{RP}}) \cdot v_3(\Psi_3^{\text{RP}})$, in line with the conclusions of Ref. [38]. Hexagonal flow v_6 is also very sensitive to the methods used due to nonlinear interplay of elliptic and triangular flows generating v_6 ; see [24] for details. The results of HYDJET++ for $v_6\{\text{EP}\}$ are not shown on the plots because of too large statistical errors.

Note that the experimental situation is even more complicated, and the dependence of measured v_n on methods applied may be more crucial for all n due to apparently larger fluctuations in the data than in the model. For instance, it was shown in [39] that event-by-event fluctuations in

the initial state may lead to characteristically different p_T -dependencies for the anisotropic flow coefficients extracted by different experimental methods.

It is also worth mentioning here that the hump-like structure of the simulated $v_2(p_T)$ and $v_3(p_T)$ signals appears due to interplay of hydrodynamics and jets. At transverse momenta $p_T \geq 3$ GeV/c the spectrum of hadrons is dominated by jet particles which carry very weak flow. Thus, the elliptic and triangular flows in the model also drop at certain p_T . Higher flow harmonics arise in the model solely due to the presence of the v_2 , v_3 and its interference. Therefore, transverse momentum distributions of these harmonics inherit the characteristic hump-like shapes.

Now let us consider the ATLAS [10] and CMS [8,11] data plotted onto the model results in Figs. 2, 3, 4, 5, 6, 7, 8, 9, 10 and 11 for different centrality classes. The event plane for $v_n\{\text{EP}\}$ was defined experimentally with respect to the n th harmonics in all cases with the exception of CMS data for $v_6\{\text{EP}/\Psi_2\}$, which was measured using second harmonics. One can see that HYDJET++ reproduces experimentally measured p_T -dependences of v_2 , v_3 and $v_4\{\text{LYZ}\}$ up to $p_T \sim 5$ GeV/c. The centrality dependence of v_4 measured by event plane and two-particle cumulant methods is significantly weaker than that of v_4 measured by Lee–Yang zero

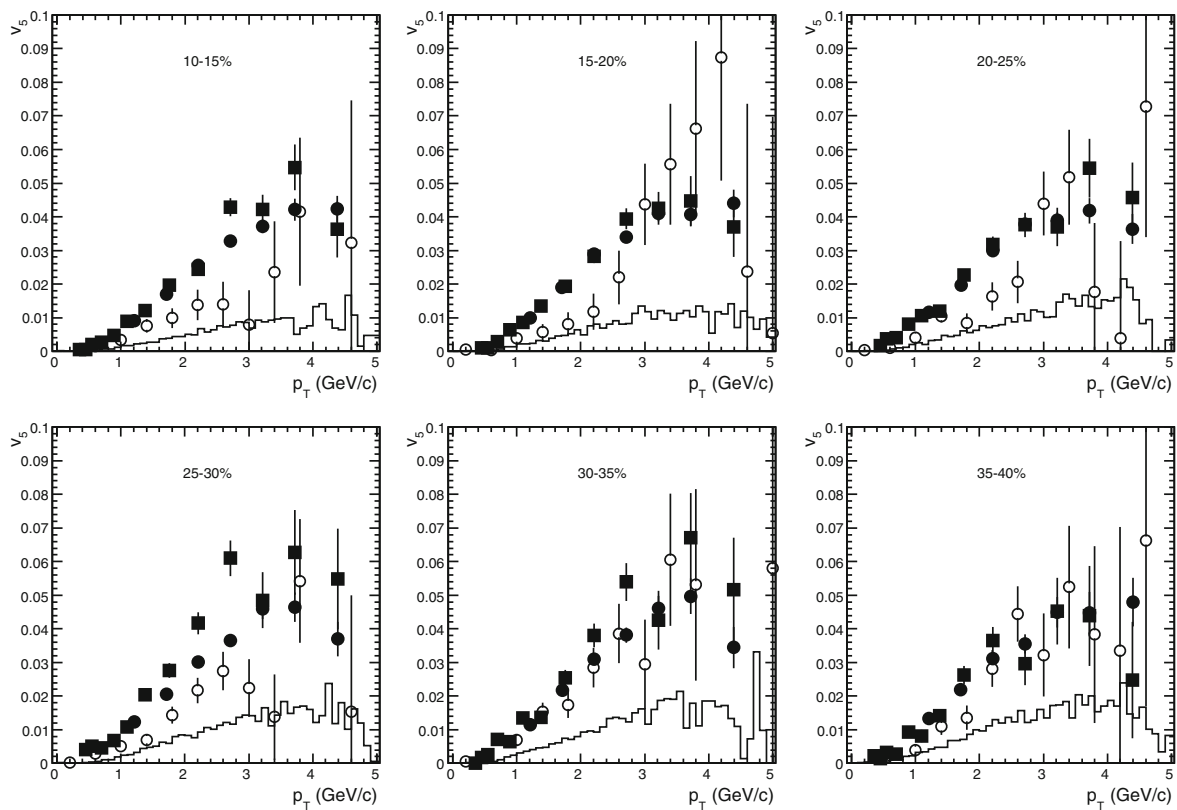


Fig. 9 Pentagonal flow $v_5(p_T)$ of charged hadrons at pseudo-rapidity $|\eta| < 0.8$ for different centralities of PbPb collisions at $\sqrt{s_{NN}} = 2.76$ TeV. The closed points are CMS data [11] ($v_5\{2\}$ —circles,

$v_5\{EP\}$ —squares), open circles and histograms represent $v_5\{EP\}$ and $v_5(\Psi_3^{RP})$ for HYDJET++ events, respectively

method, presumably due to large non-flow contribution and increase of the flow fluctuations in more central events. Since the model is tuned to fit the p_T -dependencies of $v_4\{LYZ\}$, it underestimates the quadrangular flow, restored by the EP or two-particle cumulant methods, in (semi-)central collisions. Recall that in ideal hydrodynamics (at the limit of small temperatures, large transverse momenta and absence of the flow fluctuations) $v_4\{\Psi_2\}/v_2^2 = 0.5$ [40].

The same trend is seen for p_T -dependencies of the pentagonal flow. For central and semi-central topologies up to $\sigma/\sigma_{geo} \approx 20\%$ the $v_5\{EP\}$ in the model underestimates the experimentally measured $v_5\{EP\}$, whereas for more peripheral collisions the agreement between the model and the data is good. Unfortunately, there are no data on pentagonal flow extracted by the LYZ method. As we have seen, for v_2 , v_3 and v_4 in central and semi-central collisions the LYZ method provides noticeably weaker flow compared to that obtained by the EP method. One may expect, therefore, that the pentagonal flow, $v_5\{LYZ\}$, almost free from non-flow contributions, should be closer to the v_5 generated by the HYDJET++. If the future experimental data on v_5 will persist on stronger flow, this fact can be taken as indication of the possible pres-

ence of additional pentagonal eccentricity $\epsilon_5(b)$ with the new phase Ψ_5^{RP} responsible for genuine v_5 . Both parameters can easily be inserted in Eq. (2) for the modulation of the final freeze-out hypersurface.

Finally, p_T -dependencies of the hexagonal flow in HYDJET++ are similar to that seen in CMS data within the uncertainties related to methods used. However, $v_6(\Psi_2^{RP})$ in the model visibly underestimates ATLAS data on $v_6\{EP\}$ for most central events. The latter fact may be explained by a significant v_3 contribution to $v_6\{EP\}$ in central collisions, which is not presented in $v_6(\Psi_2^{RP})$ component: $v_6(\Psi_3^{RP}) \sim v_6(\Psi_2^{RP}) < v_6\{EP\}$. On the other hand, the relative contribution to $v_6\{EP\}$ coming from v_2 is instantly increasing as the reaction becomes more peripheral [24], and starting from 20–30% centralities we already get $v_6\{EP\} \sim v_6(\Psi_2^{RP}) \gg v_6(\Psi_3^{RP})$ with the approximate agreement between the model and the data.

Some additional checks have been done as well. In the presence of only elliptic flow all odd higher harmonics are found to be essentially zero. The quadrangular flow is zero, $v_4 = 0$, if the elliptic flow is absent. The pentagonal flow disappears, $v_5 = 0$, in case of either $v_2 = 0$ or $v_3 = 0$. The

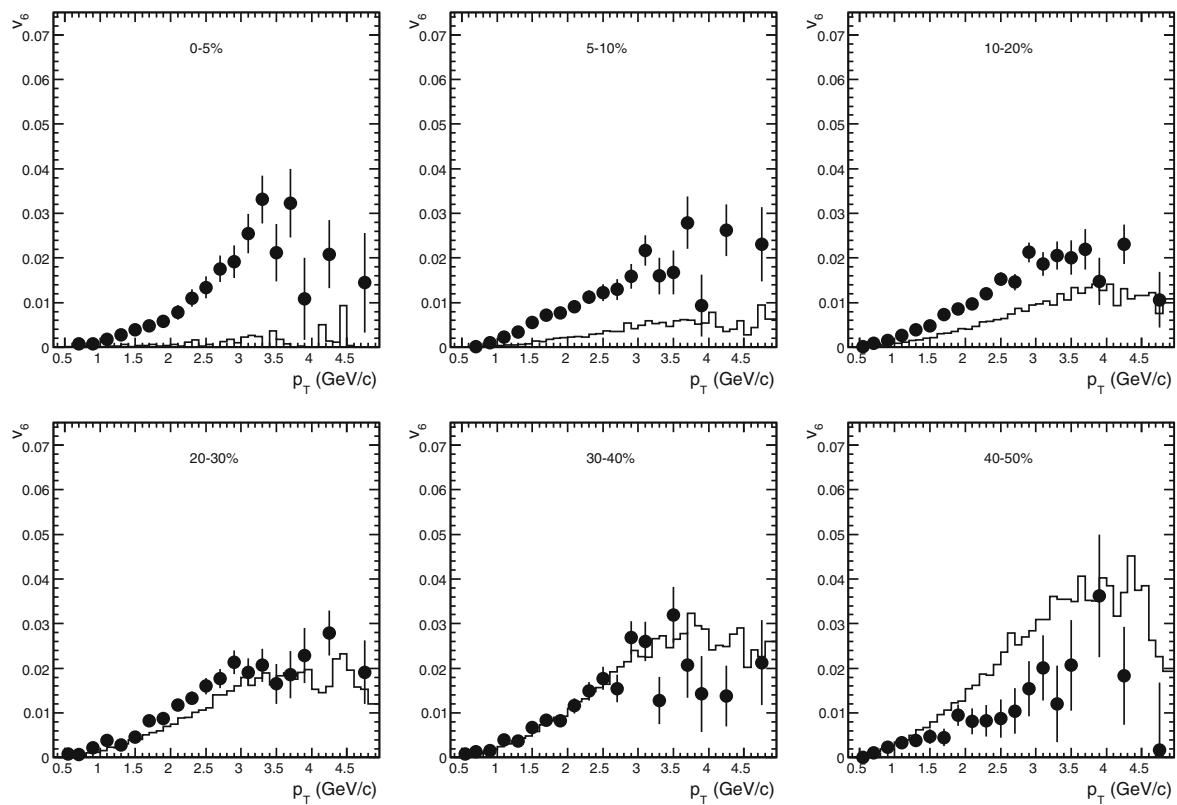


Fig. 10 Hexagonal flow $v_6(p_T)$ of charged hadrons at pseudo-rapidity $|\eta| < 2.5$ for different centralities of PbPb collisions at $\sqrt{s_{NN}} = 2.76$ TeV. The closed circles are ATLAS data [10] on v_6 (EP), histograms represent $v_6(\Psi_2^{RP})$ for HYDJET++ events

hexagonal flow is zero, $v_6 = 0$, if both elliptic and triangular flows are absent, $v_2 = 0$ and $v_3 = 0$.

3.2 Anisotropy harmonics for identified charge hadrons

Finally, let us consider distributions for some hadronic species measured in PbPb collisions at the LHC. Before addressing to azimuthal anisotropy harmonics of identified hadrons, the comparison of HYDJET++ results with ALICE data [41] on p_T -spectra of negatively charged pions, kaons, and anti-protons in PbPb collisions is displayed in Fig. 12. One can see that HYDJET++ reproduces well the measured transverse momentum spectra of identified hadrons within the whole range of accessible p_T .

Figure 13 presents the comparison of HYDJET++ results and the ALICE data [42] for the elliptic and triangular flow of pions, kaons, and anti-protons at 10–20% and 40–50% centrality of PbPb collisions. The agreement between the model and the data for kaons and anti-protons looks fair. For pions the model underestimates the data a bit. The discrepancy is more pronounced for more central collisions indicating, perhaps, presence of strong non-flow correlations in the data.

4 Conclusion

Azimuthal anisotropy harmonics of inclusive and identified charged hadrons in PbPb collisions at $\sqrt{s_{NN}} = 2.76$ TeV have been analyzed in the framework of HYDJET++ model. The effects of possible non-elliptic shape of the initial overlap of the colliding nuclei are implemented in HYDJET++ by the modulation of the final freeze-out hypersurface with the appropriate fitting triangular coefficient. This modulation is not correlated with the direction of the impact parameter, two independent “strong” lower azimuthal harmonics, v_2 and v_3 , being obtained as a result. They are of different physical origin, coded partly in the different centrality dependence. Interference between v_2 and v_3 generates as “overtones” both even and odd higher azimuthal harmonics, v_4 , v_5 , v_6 , etc.

This mechanism allows HYDJET++ to reproduce the LHC data on p_T - and centrality dependencies of the anisotropic flow coefficients v_n ($n = 2 \div 4$) up to $p_T \sim 5$ GeV/c and 40% centrality, and also the basic trends for pentagonal v_5 and hexagonal v_6 flows. Some discrepancy between the model results and the data on the pentagonal flow in central events requires further study of additional sources of the non-flow correlations and flow fluctuations, which may

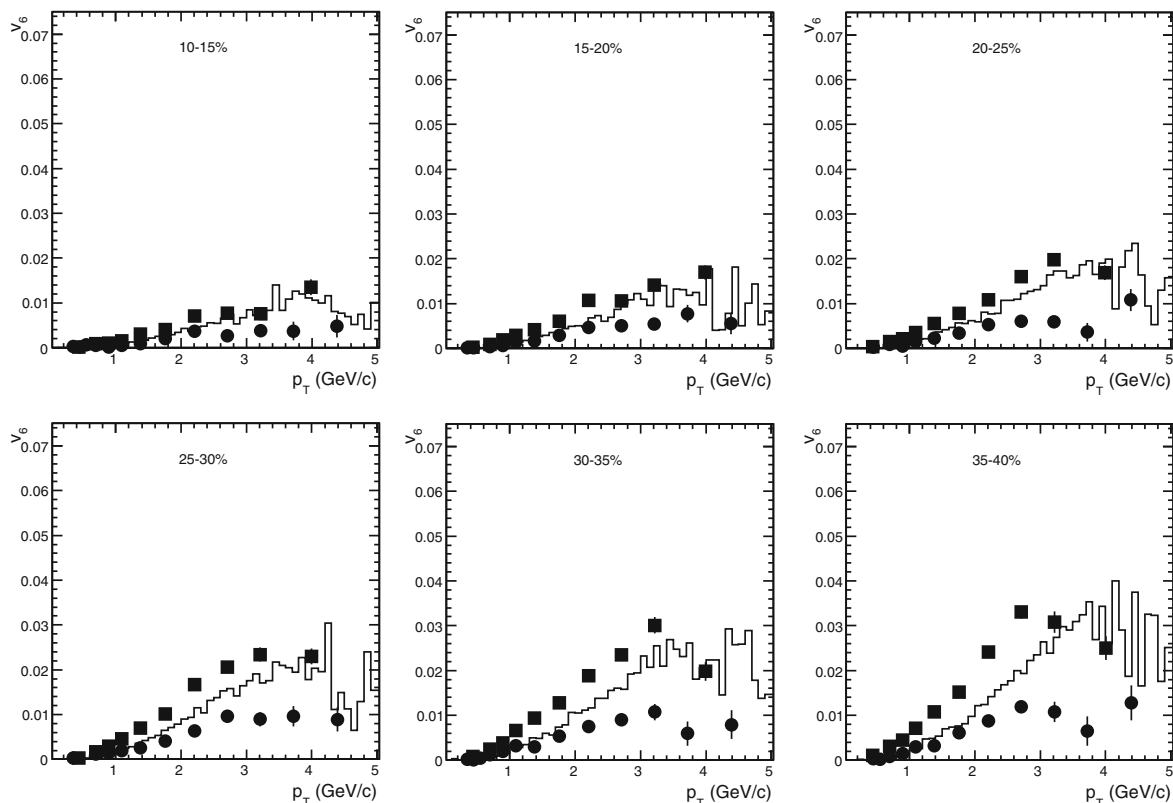
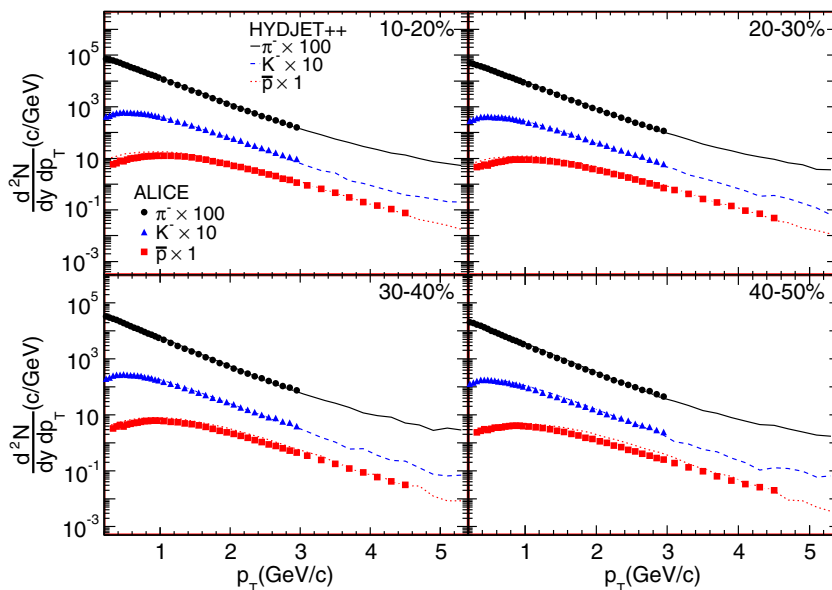


Fig. 11 Hexagonal flow $v_6(p_T)$ of charged hadrons at pseudo-rapidity $|\eta| < 0.8$ for different centralities of PbPb collisions at $\sqrt{s_{NN}} = 2.76$ TeV. The closed points are CMS data [11] ($v_6\{EP/\Psi_2\}$ —circles, $v_6\{LYZ\}$ —squares), histograms represent $v_6\{\Psi_2^{RP}\}$ for HYDJET++ events

Fig. 12 Negatively charged pion, kaon, and anti-proton transverse momentum spectra at pseudo-rapidity $|\eta| < 0.5$ for different centralities of PbPb collisions at $\sqrt{s_{NN}} = 2.76$ TeV. The points are ALICE data [41], histograms are the simulated HYDJET++ events. The spectra are scaled by different factors for visual convenience



be absent in the model. Although the introduction of internal higher harmonics is also possible in the HYDJET++, there is no clear evidence in the data leading us to do so at

present. The results obtained show that higher harmonics of the azimuthal flow get very significant contributions from the lower harmonics, v_2 and v_3 . This circumstance makes

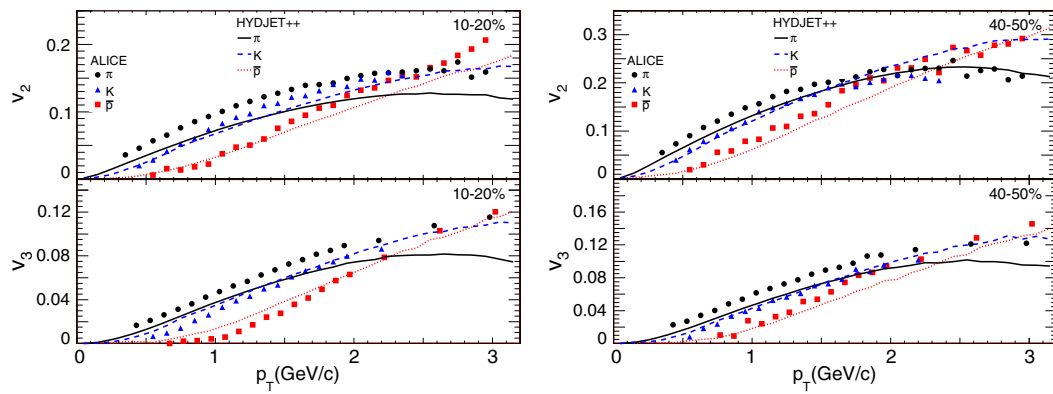


Fig. 13 Elliptic $v_2(p_T)$ and triangular $v_3(p_T)$ flows of charged pions, kaons, and anti-protons at pseudo-rapidity $|\eta| < 0.8$ for 10–20% (*left*) and 40–50% (*right*) centrality of PbPb collisions at $\sqrt{s_{NN}} = 2.76$ TeV.

it difficult to consider the higher harmonics as independent characteristics of the early phase of ultrarelativistic heavy-ion collisions.

Acknowledgments Discussions with A.V. Belyaev and D. d’Enterria are gratefully acknowledged. We thank our colleagues from CMS, ALICE, and ATLAS collaborations for fruitful cooperation. This work was supported by Russian Foundation for Basic Research (grant 12-02-91505), Grants of President of Russian Federation for Scientific Schools Supporting (No. 3920.2012.2 and No. 3042.2014.2), Ministry of Education and Sciences of Russian Federation (agreement No. 8412), Norwegian Research Council (NFR), European Union and the Government of Czech Republic under the project “Support for research teams on CTU” (No. CZ.1.07/2.3.00/30.0034).

Open Access This article is distributed under the terms of the Creative Commons Attribution License which permits any use, distribution, and reproduction in any medium, provided the original author(s) and the source are credited.

Funded by SCOAP³ / License Version CC BY 4.0.

References

- D. d’Enterria, J. Phys. G **34**, 34 (2007)
- Quark Gluon Plasma 4, ed. by R.C. Hwa, X.-N. Wang (World Scientific, Singapore, 2010)
- C. Salgado, Proceedings of European School of High-Energy Physics 239 (2008). [arXiv:0907.1219](https://arxiv.org/abs/0907.1219) [hep-ph]
- I.M. Dremin, A.V. Leonidov, Phys. Usp. **53**, 1123 (2011)
- B. Muller, J. Schukraft, B. Wyslouch, Ann. Rev. Nucl. Part. Sci. **62**, 361 (2012)
- K. Aamodt et al., ALICE Collaboration. Phys. Rev. Lett. **105**, 252302 (2010)
- G. Aad et al., ATLAS Collaboration. Phys. Lett. B **707**, 330 (2012)
- S. Chatrchyan et al., CMS Collaboration. Phys. Rev. C **87**, 014902 (2013)
- K. Aamodt et al., ALICE Collaboration. Phys. Rev. Lett. **107**, 032301 (2011)
- G. Aad et al., ATLAS Collaboration. Phys. Rev. C **86**, 014907 (2012)
- S. Chatrchyan, et al. (CMS Collaboration). [arXiv:1310.8651](https://arxiv.org/abs/1310.8651) [nucl-ex]
- B. Abelev et al., ALICE Collaboration. Phys. Lett. B **719**, 18 (2013)
- P.F. Kolb, Phys. Rev. C **68**, 031902 (2003)
- P.F. Kolb, L.-W. Chen, V. Greco, C.M. Ko, Phys. Rev. C **69**, 051901 (2004)
- B. Alver, G. Roland, Phys. Rev. C **81**, 054905 (2010)
- B.H. Alver, C. Gombeaud, M. Luzum, J.Y. Ollitrault, Phys. Rev. C **82**, 034913 (2010)
- J.Y. Ollitrault, Phys. Rev. D **46**, 229 (1992)
- M. Gyulassy, I. Vitev, X.-N. Wang, Phys. Rev. Lett. **86**, 2537 (2001)
- I.P. Lokhtin, A.V. Belyaev, L.V. Malinina, S.V. Petrushanko, E.P. Rogochaya, A.M. Snigirev, Eur. Phys. J. C **72**, 2045 (2012)
- I.P. Lokhtin, L.V. Malinina, S.V. Petrushanko, A.M. Snigirev, I. Arsene, K. Tywoniuk, Comput. Phys. Commun. **180**, 779 (2009)
- L. Bravina, B.H. Buschbeck, G. Eyyubova, E. Zabrodin. Phys. Rev. C **87**, 034901 (2013)
- F. Noferini, for the ALICE Collaboration. Nucl. Phys. A **904–905**, 438c (2013)
- G. Eyyubova et al., Phys. Rev. C **80**, 064907 (2009)
- L. Bravina, et al., [arXiv:1311.0747](https://arxiv.org/abs/1311.0747) [hep-ph]
- J. Xu, C.M. Ko, Phys. Rev. C **84**, 044907 (2011)
- C. Gale, S. Jeon, B. Schenke, P. Tribedy, R. Venugopalan, Phys. Rev. Lett. **110**, 012302 (2013)
- I.P. Lokhtin, A.M. Snigirev, Eur. Phys. J. C **45**, 211 (2006)
- N.S. Amelin et al., Phys. Rev. C **74**, 064901 (2006)
- N.S. Amelin et al., Phys. Rev. C **77**, 014903 (2008)
- U. Wiedemann, Phys. Rev. C **57**, 266 (1998)
- T. Sjostrand, S. Mrenna, P. Skands, JHEP **0605**, 026 (2006)
- K. Tywoniuk, I.C. Arsene, L. Bravina, A.B. Kaidalov, E. Zabrodin, Phys. Lett. B **657**, 170 (2007)
- A.M. Poskanzer, S.A. Voloshin, Phys. Rev. C **58**, 1671 (1998)
- N. Borghini, P.M. Dinh, J.Y. Ollitrault, Phys. Rev. C **64**, 054901 (2001)
- N. Borghini, P.M. Dinh, J.Y. Ollitrault, [nucl-ex/0110016](https://arxiv.org/abs/nucl-ex/0110016)
- R.S. Bhalerao, N. Borghini, J.Y. Ollitrault, Nucl. Phys. A **727**, 373 (2003)
- N. Borghini, R.S. Bhalerao, J.Y. Ollitrault, J. Phys. G **30**, S1213 (2004)
- D. Teaney, L. Yan, Phys. Rev. C **86**, 044908 (2012)
- U. Heinz, Z. Qiu, C. Shen, Phys. Rev. C **87**, 034913 (2013)
- N. Borghini, J.-Y. Ollitrault, Phys. Lett. B **642**, 227 (2006)
- R. Preghenella, for the ALICE Collaboration. Acta Phys. Polon. B **43**, 555 (2012)
- M. Krzewicki (for the ALICE Collaboration), J. Phys. G **38**, 124047 (2011)