



Measurement of neutral strange particle production in the underlying event in proton-proton collisions at $\sqrt{s} = 7$ TeV

The CMS Collaboration*

Abstract

Measurements are presented of the production of primary K_S^0 and Λ particles in proton-proton collisions at $\sqrt{s} = 7$ TeV in the region transverse to the leading charged-particle jet in each event. The average multiplicity and average scalar transverse momentum sum of K_S^0 and Λ particles measured at pseudorapidities $|\eta| < 2$ rise with increasing charged-particle jet p_T in the range 1–10 GeV/ c and saturate in the region 10–50 GeV/ c . The rise and saturation of the strange particle yields and transverse momentum sums in the underlying event are similar to those observed for inclusive charged particles, which confirms the impact-parameter picture of multiple parton interactions. The results are compared to recent tunes of the PYTHIA Monte Carlo event generator. The PYTHIA simulations underestimate the data by 15–30% for K_S^0 mesons and by about 50% for Λ baryons, a deficit similar to that observed for the inclusive strange particle production in non-single-diffractive proton-proton collisions. The constant strange- to charged-particle activity ratios and the similar trends for mesons and baryons indicate that the multiparton-interaction dynamics is decoupled from parton hadronization, which occurs at a later stage.

Submitted to Physical Review D

1 Introduction

This paper describes a measurement of the production of primary K_S^0 mesons, Λ and $\bar{\Lambda}$ baryons in the underlying event in proton-proton (pp) collisions at a centre-of-mass energy of 7 TeV with the Compact Muon Solenoid (CMS) detector at the Large Hadron Collider (LHC).

In the presence of a hard process, characterized by particles or clusters of particles with large transverse momentum p_T with respect to the beam direction, the final state of hadron-hadron interactions can be described as the superposition of several contributions: the partonic hard scattering, initial- and final-state radiation, additional “multiple partonic interactions” (MPI) and “beam-beam remnants” (BBR) interactions. The products of initial- and final-state radiation, MPI and BBR, form the “underlying event” (UE).

In this paper, the UE properties are analyzed with reference to the direction of the highest- p_T jet reconstructed from charged primary particles (leading charged-particle jet). This leading jet is expected to reflect the direction of the parton produced with the highest transverse momentum in the hard interaction. Three distinct topological regions in the hadronic final state are defined in terms of the azimuthal angle $\Delta\phi$ between the directions of the leading jet and that of any particle in the event. Particle production in the “toward” region, $|\Delta\phi| < 60^\circ$, and in the “away” region, $|\Delta\phi| > 120^\circ$, is expected to be dominated by the hard parton-parton scattering. The UE structure can be best studied in the “transverse” region, $60^\circ < |\Delta\phi| < 120^\circ$ [1].

Studies of the UE activity in charged primary particles have been published by the ATLAS [2] and CMS [1, 3, 4] collaborations. Observables such as the average multiplicity of charged primary particles per event, hereafter referred to as “average rate”, and the average scalar sum of primary particle p_T per event, hereafter referred to as “average p_T sum”, have been measured in the transverse region. These quantities exhibit a steep rise with increasing charged-particle jet p_T up to a value that depends on the proton-proton centre-of-mass energy (around 10 GeV/ c for pp collisions at 7 TeV), followed by a slow rise. Within the MPI framework, a hard jet is likely to be produced in collisions with a small impact parameter between the colliding protons, consequently resulting in large MPI activity [5, 6]. The MPI activity saturates at values of the hard scale typical of central collisions.

The present analysis considers identified neutral strange particles (K_S^0 , Λ , and $\bar{\Lambda}$) as additional probes to study the underlying event. Unless stated otherwise, Λ and $\bar{\Lambda}$ baryon data are merged and referred to as Λ baryon data. The production of primary K_S^0 and Λ particles in the transverse region at $\sqrt{s} = 7$ TeV is studied as a function of the scale of the hard process. Fully corrected average rates and p_T sums of primary K_S^0 mesons and Λ baryons, as well as ratios to the charged primary-particle rates and p_T sums are compared to simulations. This analysis complements the studies of strangeness production in minimum-bias events at $\sqrt{s} = 7$ TeV published by the ALICE [7, 8], ATLAS [9] and CMS [10] collaborations. Comparisons of non-single diffractive data [10] with predictions made with the PYTHIA 6 [11] and PYTHIA 8 [12] Monte Carlo event generators have shown that the latter largely underestimate the data, e.g. by 30% for K_S^0 production and 50% for Λ production at $\sqrt{s} = 7$ TeV for PYTHIA 6 tune D6T [13, 14], with little improvement for more recent tunes.

The simulations are performed with versions of PYTHIA that include MPI. The most recent versions have been tuned to reproduce the UE activity observed with primary charged particles at the LHC at 0.9 TeV and 7 TeV centre-of-mass energies. The parameters describing strangeness production, however, have not been tuned to LHC data yet. All Monte Carlo samples used in this paper have been generated with the default values of these parameters.

Recent literature [15–17] discussing the tuning of the strangeness suppression parameters in

commonly-available generators is limited. A tuning of the PYTHIA 6 parameters to LEP, SLD and Tevatron data performed with the PROFESSOR program [15] produced best-fit parameters in disagreement with the current PYTHIA default parameters. The resulting predicted strange meson and baryon production rates given in the Appendix of Ref. [15], however, do not agree well with the data used for the tuning. Other attempts to describe strange particle production in pp collisions are discussed in Refs. [16, 17]. The present paper focuses on the comparison with PYTHIA.

The outline of this paper is the following. In Section 2, the experimental conditions are described, along with the data sets, the simulation and the analysis technique. In Section 3, the systematic uncertainties are summarized. The results are discussed in Section 4, and conclusions are drawn in Section 5.

2 Experimental setup, data sets and data analysis

The central feature of CMS is a superconducting solenoid of 6 m internal diameter. Within the superconducting solenoid volume are a silicon pixel and strip tracker, a lead tungstate crystal electromagnetic calorimeter, and a brass/scintillator hadron calorimeter. Muons are measured in gas-ionization detectors embedded in the flux-return yoke. Extensive forward calorimetry complements the coverage provided by the barrel and endcap detectors. CMS uses a right-handed coordinate system, with the origin at the nominal interaction point, the x axis pointing to the centre of the LHC, the y axis pointing up (perpendicular to the LHC plane), and the z axis along the anticlockwise-beam direction. The polar angle θ is measured from the positive z axis and the azimuthal angle ϕ is measured in the x - y plane. The tracker measures charged particles within the pseudorapidity range $|\eta| < 2.5$, where $\eta = -\ln(\tan(\theta/2))$. It consists of 1440 silicon pixel and 15 148 silicon strip detector modules and is located in the 3.8 T field of the superconducting solenoid. For the charged particles of interest in this analysis, the transverse momentum resolution is relatively constant with p_T , varying from 0.7% at $\eta = 0$ to 2% at $|\eta| = 2$. The transverse and longitudinal impact parameter resolutions, σ_{d_0} and σ_{d_z} , respectively, depend on p_T and on η , ranging from $\sigma_{d_0} = 400 \mu\text{m}$ and $\sigma_{d_z} = 1000 \mu\text{m}$ at $p_T = 0.3 \text{ GeV}/c$ and $|\eta| > 1.4$ to $\sigma_{d_0} = 10 \mu\text{m}$ and $\sigma_{d_z} = 30 \mu\text{m}$ at $p_T = 100 \text{ GeV}/c$ and $|\eta| < 0.9$. A more detailed description of the CMS detector can be found in Ref. [18].

2.1 Event selection, data sets and Monte Carlo simulation

The event selection is identical to the one described in [1], unless explicitly stated otherwise. Minimum-bias events were triggered by requiring coincident signals in beam scintillator counters located on both sides of the experiment and covering the pseudorapidity range $3.23 < |\eta| < 4.65$, and in the beam pick-up devices [18]. Events were then recorded with a prescaled trigger requiring the presence of at least one track segment in the pixel detector with $p_T > 200 \text{ MeV}/c$. The trigger conditions are applied to both data and simulated samples. The trigger efficiency for the events selected in the analysis is close to 100% and no bias from the trigger selection is found.

The data used in this analysis were collected in early 2010 when pile-up (multiple pp collisions per proton bunch crossing) was very low. Selected events are required to contain a single reconstructed primary vertex, a condition that rejects about 1% of the events satisfying all the other selection criteria. The primary vertex is fit with an adaptive algorithm [19] and must have at least four tracks, a transverse distance to the beam line smaller than 2 cm, and a z coordinate within 10 cm of the nominal interaction point.

Events are required to contain a track-jet with reconstructed $p_T > 1 \text{ GeV}/c$ and $|\eta| < 2$. Track-jets are reconstructed from the tracks of charged particles, with the anti- k_T algorithm [20] and a clustering radius $\Delta R = 0.5$, where $\Delta R = \sqrt{(\Delta\eta)^2 + (\Delta\phi)^2}$. The tracks are required to be well reconstructed, to have $p_T > 500 \text{ MeV}/c$, $|\eta| < 2.5$, and to be consistent with originating from the primary vertex. More details on the track selection can be found in [1]. The reconstructed track-jet p_T is the magnitude of the vector sum of the transverse momenta of the tracks in the jet. The leading track-jet p_T is corrected for detector response (track finding efficiency and p_T measurement) with detailed simulations based on GEANT4 [21], which have been extensively validated with data [22–24]. This correction is approximately independent of the track-jet p_T and η and its average value is 1.01. The leading corrected track-jet is referred to as the leading charged-particle jet.

The PYTHIA versions considered all include MPI. The tunes used are the PYTHIA 6 D6T tune [13, 14] and the PYTHIA 8 tune 1 [12], which have not been tuned to the LHC data, and the PYTHIA 6 Z1 [25] and Z2* tunes. The two latter PYTHIA 6 tunes, as well as PYTHIA 8, include p_T ordering of the parton showers, and a new model [26] where MPI are interleaved with parton showering. PYTHIA 8 includes hard diffraction in addition to the new MPI model. The parton distribution functions used for PYTHIA 6 D6T and PYTHIA 8 tune 1 are the CTEQ6L1 and CTEQ5L sets, respectively. The Z1 tune uses the CTEQ5L parton distribution set, whereas Z2* is updated to CTEQ6L1 [27] and retuned to the underlying event activity at 7 TeV from Ref. [1] with the PROFESSOR tool [15]. The simulated data are generated with PYTHIA 6 version 6.422 for tunes D6T and Z1, version 6.424 for tune Z2*, and version 8.135 for PYTHIA 8 tune 1.

Simulated primary stable charged particles with a proper lifetime $c\tau > 1 \text{ cm}$ are clustered into jets with the anti- k_T algorithm ($\Delta R = 0.5$). The average rates and scalar p_T sums of simulated primary K_S^0 and Λ particles are computed within the transverse region of the leading simulated charged-particle jet.

A data sample of 11 million events with at least one charged-particle jet with $p_T > 1 \text{ GeV}/c$ and $|\eta| < 2$ is analysed. The corresponding numbers of simulated events are 22 million for PYTHIA 6 D6T and 5 million for PYTHIA 6 Z1, Z2* and PYTHIA 8 tune 1. Corrections for detector effects and background are estimated with the PYTHIA 6 D6T sample, while the modeling of the underlying event is studied with all the tunes mentioned.

The reconstruction of the leading charged-particle jet results in a bias in the measured V^0 average rates and p_T sums in the transverse region. The value of this bias ranges from +5% to +10% for charged-particle jet p_T below 10 GeV/c, and is consistent with zero for larger p_T values. It is caused by events in which the leading jet formed by primary charged particles is not reconstructed as the leading charged-particle jet because of tracking inefficiencies, and a sub-leading jet is thus reconstructed as the leading jet. This results in a reconstructed transverse region shifted in ϕ . The correction for this bias is obtained from the detailed Monte Carlo simulations of the detector response described above.

The primary vertex selection causes a small overestimate of the UE strangeness activity at low charged-particle jet p_T , at most 5% for charged-particle jet $p_T = 1 \text{ GeV}/c$. This is because the requirement that at least four tracks be associated to the primary vertex enriches the sample in events with higher UE activity when the charged-particle jets have very low multiplicity. This bias is corrected by means of detailed simulations as described in Section 3.

2.2 Selection of primary V^0 candidates and analysis strategy

The neutral strange particles K_S^0 , Λ and $\bar{\Lambda}$, hereafter generically called V^0 s, are identified by means of their characteristic decay topology: a flight distance of several centimeters before decay, two tracks of opposite charge emerging from a secondary vertex, and an invariant mass consistent with that of a K_S^0 meson or a Λ baryon. The V^0 momentum vector is further required to be collinear with the vector joining the primary and secondary vertices, in order to select primary particles.

The V^0 candidates are reconstructed by the standard CMS reconstruction program. Pairs of oppositely-charged tracks with at least 3 hits in the CMS tracker and with a non-zero transverse impact parameter with respect to the beam line are selected (the transverse impact parameter divided by its uncertainty is requested to be larger than 1.5). Pairs of tracks with a distance of closest approach to each other smaller than 1 cm are fit to a common secondary vertex, and those with a vertex fit χ^2 smaller than 7 and a significant distance between the beam line and the secondary vertex (transverse flight distance divided by its uncertainty larger than 8) are retained.

Well-reconstructed V^0 candidates are selected by applying cuts on the pseudorapidity and transverse momentum of the decay tracks ($|\eta| < 2.5$, $p_T > 300 \text{ MeV}/c$), of the V^0 candidate ($|\eta| < 2$; $p_T > 600 \text{ MeV}/c$ for K_S^0 mesons, $p_T > 1.5 \text{ GeV}/c$ for Λ baryons) and on the V^0 transverse flight distance ($> 1 \text{ cm}$ from the beam line). A kinematic fit is then performed on the candidates to further purify the sample of primary strange particles. The fit includes a secondary vertex constraint, a mass constraint, as well as the constraint that the V^0 momentum points away from the primary vertex. All three hypotheses ($K_S^0 \rightarrow \pi^+ \pi^-$, $\Lambda \rightarrow p \pi^-$ and $\bar{\Lambda} \rightarrow \bar{p} \pi^+$) are tested for each candidate and the most probable hypothesis is considered. Candidates with a kinematic-fit probability larger than 5% are retained.

Since simulations enter in the determination of the V^0 selection efficiency and purity, a good description of the distributions of the kinematic-fit input variables is important. The distributions of the invariant mass of the V^0 candidates for the most probable particle type hypothesis are shown in Fig. 1, together with the distributions of the invariant-mass pull. The invariant-mass pull is the difference between the reconstructed mass and the accepted V^0 mass value [28], divided by the uncertainty on the reconstructed mass calculated from the decay track parameter uncertainties. The signal and background fractions are shown as predicted by PYTHIA 6 D6T. The backgrounds in the K_S^0 sample are mostly misidentified Λ baryons. Backgrounds in the Λ sample are mostly non-primary Λ baryons from cascade decays of Ξ and Ω baryons, plus contributions from misidentified K_S^0 mesons and converted photons. In general the simulation agrees with the data. The data show slightly larger tails than the simulation at negative mass pull values for K_S^0 candidates. This excess indicates a larger contribution from misidentified baryons in the data compared to the simulation; this is accounted for in the background estimation as described below.

The pointing requirement constrains the signed impact parameter d_{ip} of the V^0 with respect to the primary vertex. This variable is defined as the distance of closest approach of the V^0 trajectory to the primary vertex, and its sign is that of the scalar product of the V^0 momentum and the vector pointing from the primary vertex to the point of closest approach. The distributions of the signed impact parameter are shown in Fig. 2 together with the distributions of the corresponding pull, defined as d_{ip} divided by its uncertainty $\sigma_{d_{ip}}$ calculated from the decay track parameter uncertainties. The quality of the description of the data by the simulation is good, including the tails at positive impact parameter values. The large pulls for secondary Λ baryons from cascade decays allow the suppression of this background by means of the kinematic fit.

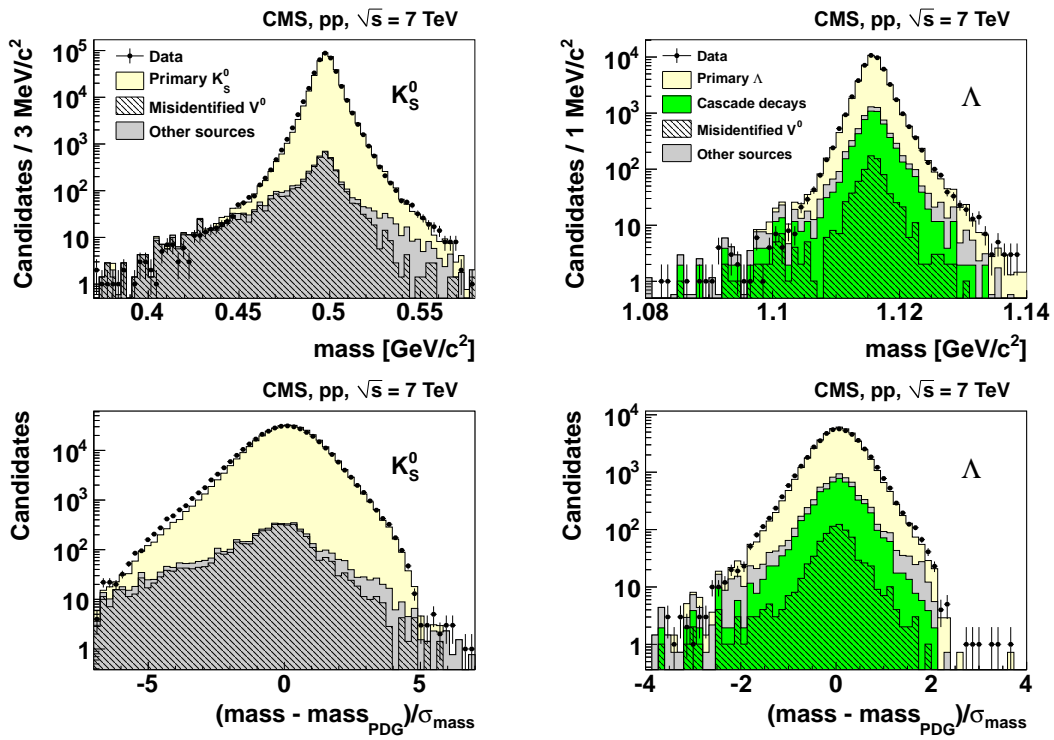


Figure 1: Distributions of invariant mass and invariant-mass pull for the most probable particle type hypothesis determined by the kinematic fit. The accepted K_S^0 and Λ mass values from Ref.[28] are denoted as mass_{PDG} . The black points indicate the data. The histograms show the backgrounds (hatched: misidentified V^0 ; green: non-primary Λ from Ξ and Ω cascade decays; grey: other sources) and the signal (yellow) as predicted by PYTHIA 6 D6T. The PYTHIA prediction is normalized to the data.

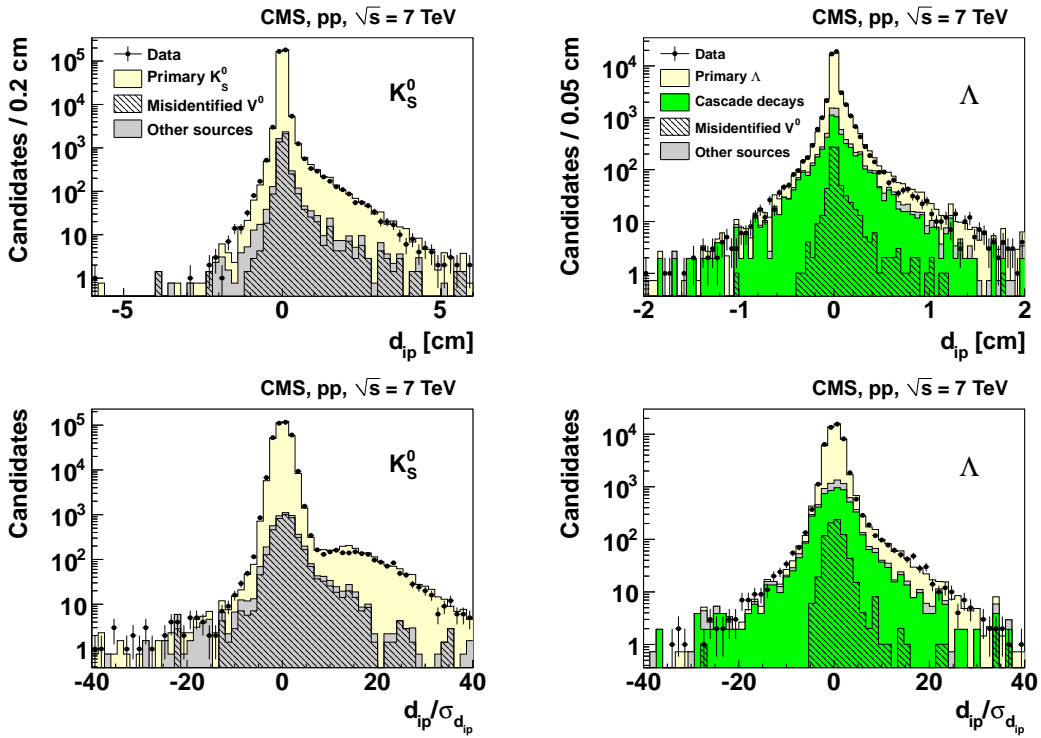


Figure 2: Distributions of the signed impact parameter d_{ip} with respect to the primary vertex, and the corresponding pull distributions, for the most probable particle type hypothesis determined by the kinematic fit. The black points indicate the data. The histograms show the backgrounds (hatched: misidentified V^0 ; green: non-primary Λ from Ξ and Ω cascade decays; grey: other sources) and the signal (yellow) as predicted by PYTHIA 6 D6T. The PYTHIA prediction is normalized to the data.

The raw average rates of selected V^0 candidates per unit pseudorapidity as a function of the difference in azimuthal angle $|\Delta\phi|$ between the V^0 candidate and the leading charged-particle jet are shown in Fig. 3. Uncorrected data are compared to PYTHIA events passed through the detailed detector simulation. The dependence of the rates on $|\Delta\phi|$ is qualitatively described by the PYTHIA tunes considered. The simulation underestimates significantly the V^0 rates in the transverse region. The peak at $|\Delta\phi| \approx 0^\circ$ is more pronounced for baryons than for K_S^0 mesons. The simulation indicates that the harder p_T cut applied to the baryon candidates is responsible for this feature; the distributions are similar when the same p_T cut is applied to both V^0 types.

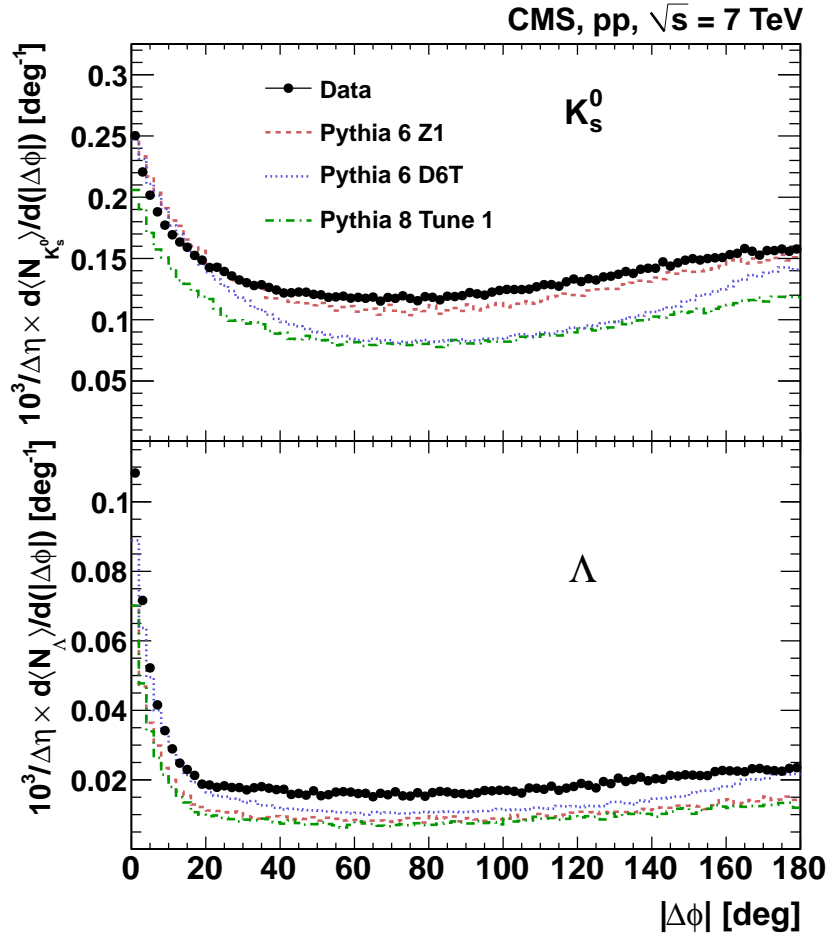


Figure 3: Uncorrected average rate of selected V^0 candidates per event, per degree and per unit pseudorapidity within $|\eta| < 2$, as a function of the difference in azimuthal angle $|\Delta\phi|$ between the V^0 candidate and the leading charged-particle jet. Data and detailed simulation of minimum-bias events with different PYTHIA tunes are shown for reconstructed charged-particle jet $p_T > 1 \text{ GeV}/c$. Top: K_S^0 candidates with $p_T > 600 \text{ MeV}/c$; bottom: Λ candidates with $p_T > 1.5 \text{ GeV}/c$.

The backgrounds to the K_S^0 and Λ samples are estimated with two methods. The first is based on simulation. Candidates not matched to a generated primary V^0 of the corresponding type are counted as background. The PYTHIA 6 D6T sample is used. To account for the known deficit of strange particles in the simulation, the contribution from K_S^0 mesons misidentified as Λ baryons is weighted by the ratio of K_S^0 rates measured in non-single diffractive events

to those in PYTHIA 6 D6T, 1.39 [10]. Similarly, the contribution from misidentified Λ baryons is weighted by a factor of 1.85, and the contribution arising from non-primary baryons from Ξ and Ω decays is weighted by the ratio of the measured and simulated Ξ production rates, 2.67 [10].

The second method is based on data. The signal and background contributions are extracted from a fit to the distribution of the kinematic fit χ^2 -probability, with signal and background shapes obtained from simulation. Apart from the background normalization, the measured and simulated pull distributions of the constrained variables (Figs. 1 and 2), as well as the measured and simulated χ^2 -probability distributions (not shown) are in good agreement. These facts, as well as goodness-of-fit tests, validate the approach.

In both methods, the background is estimated as a function of the charged-particle jet p_T for the rate measurements, and as a function of the V^0 p_T for the V^0 p_T spectra and the p_T sum measurements. The background estimations from the two methods are in reasonable agreement, and exhibit the same dependence on the charged-particle jet and V^0 p_T . The final background estimates are computed as the average of the results of the two methods, and the corresponding systematic uncertainties are taken as half the difference of the two results. The background fraction for K_S^0 increases from $(1.5 \pm 1.1)\%$ at charged-particle jet $p_T = 1 \text{ GeV}/c$ to $(3.3 \pm 1.7)\%$ at charged-particle jet $p_T = 10 \text{ GeV}/c$ and remains constant at higher charged-particle jet p_T . The background is $(8 \pm 2)\%$ for baryons, independent of the charged-particle jet p_T .

The K_S^0 and Λ raw yields are corrected for purity (defined as $1 - \text{background fraction}$) as well as for acceptance and reconstruction efficiency. Each V^0 candidate is weighted by the product of the purity times $\frac{1}{A \times \epsilon}$, where A denotes the acceptance of the cuts on the V^0 transverse flight distance and on the p_T, η of the decay particles, and ϵ denotes the reconstruction and selection efficiency for accepted V^0 candidates. The product of acceptance times efficiency is computed in V^0 (p_T, η) bins from a sample of 50 million PYTHIA 6 D6T minimum-bias events passed through the detailed detector simulation. The average values of the product of acceptance and efficiency in this sample for K_S^0 mesons, Λ and $\bar{\Lambda}$ baryons within the kinematic cuts ($|\eta| < 2$; $p_T > 600 \text{ MeV}/c$ for K_S^0 , $p_T > 1.5 \text{ GeV}/c$ for Λ and $\bar{\Lambda}$) are 11.3%, 8.4% and 6.6%, respectively, including the branching fractions $\mathcal{B}(K_S^0 \rightarrow \pi^+ \pi^-) = 69.2\%$ and $\mathcal{B}(\Lambda \rightarrow p \pi^-) = \mathcal{B}(\bar{\Lambda} \rightarrow \bar{p} \pi^+) = 63.9\%$ [28]. The acceptance depends strongly on the V^0 p_T , while the efficiency varies by a factor of about two in the V^0 p_T and η ranges selected. The smaller efficiency for $\bar{\Lambda}$ baryons than for Λ baryons reflects the higher interaction cross section of antiprotons with the detector material compared to that of protons. The corrected Λ and $\bar{\Lambda}$ yields are found to be compatible when accounting for the systematic uncertainty due to the modelling of the antiproton cross section in the GEANT4 version used [29] (see Section 3).

The consistency of the correction method was checked by applying it to all other Monte Carlo samples and comparing the results to the known generated values. Further support to the correction procedure is provided by the fact that the simulation reproduces well several key aspects of the data, most notably the reconstruction efficiency [22, 23] and the angular distributions of the V^0 decay tracks as a function of the V^0 p_T . The reliability of the simulation for K_S^0 and Λ reconstruction was checked by comparing the lifetimes obtained from fits to the corrected proper time distributions with the world averages [10]. The stability of the results when varying the V^0 selection cuts was also checked. The resulting overall contribution of the V^0 reconstruction to the systematic uncertainty is given in Section 3.

3 Systematic uncertainties

The main sources of systematic uncertainties are described below, with numerical values summarized in Table 1.

Leading charged-particle jet selection The bias in rates and p_T sums due to mismatches between the reconstructed and the simulated leading charged-particle jets is corrected by means of detailed simulations. The systematic uncertainty is estimated from the residual difference in rates and p_T sums when the reconstructed and the simulated leading charged-particle jets are matched within $\Delta R = 0.3$.

Primary vertex selection The bias caused by the requirement of a minimum track multiplicity at the primary vertex is corrected by means of detailed simulations of minimum-bias events with the PYTHIA 6 Z1 tune. The primary charged particle multiplicity in 7 TeV pp collisions is well described by this tune [1]. The corresponding uncertainty is estimated from the spread of the corrections computed with PYTHIA 6 tunes D6T, Z1 and PYTHIA 8 tune 1.

Modelling of V^0 reconstruction efficiency The systematic uncertainty on the V^0 reconstruction efficiency is estimated from closure tests and from the stability of the results with respect to the V^0 selection cuts, as described in Section 2.2.

Detector material The overall mass of the tracker and the relative fractions of the different tracker materials are varied in the simulations, with the requirement that the resulting predicted tracker weight be consistent with the measured weight [30]. The difference between the results thus obtained and the nominal results is taken as a contribution to the systematic uncertainty.

GEANT4 cross sections A 5% systematic uncertainty is assigned to the baryon yields, as a result of the known imperfect modelling of the low-energy antiproton interaction cross section in the GEANT4 version used [29].

Statistical uncertainty on the V^0 yield correction A small contribution to the total uncertainty stems from the finite size of the sample of minimum-bias events passed through the full detector simulation (50 million events), from which the correction is computed.

Estimation of V^0 background The uncertainty on the background remaining after V^0 identification by means of the kinematic fit is taken as half the difference between the results of the two background estimation methods used.

The uncertainty on the beam spot position and size gives a negligible contribution to the total uncertainty.

4 Results

Fully corrected V^0 production rates in the transverse region are shown in Fig. 4 as a function of the leading charged-particle jet p_T , and fully corrected V^0 scalar p_T sums in the transverse region are shown in Fig. 5.

The rates and p_T sums exhibit a rise with increasing hard scale, followed by a plateau. The turn-on of the plateau is located at charged-particle jet $p_T \simeq 10 \text{ GeV}/c$ for both primary mesons and baryons. Above the turn-on, the rates and p_T sums are essentially constant.

Table 1: Systematic uncertainties on the measured average V^0 rates and p_T sums.

Average rates		
Source	K_S^0 (%)	Λ (%)
Leading charged-particle jet selection	3	7
Primary vertex selection	1	1
Modelling of V^0 efficiency		
charged-particle jet $p_T \leq 2.5$ GeV/ c	3	10
charged-particle jet $p_T > 2.5$ GeV/ c	3	3
Detector material	3	3
GEANT4 cross sections	—	5
Statistical uncertainty on V^0 weights		
600 MeV/ $c < p_T^{V^0} < 700$ MeV/ c	0.1	—
1.5 GeV/ $c < p_T^{V^0} < 1.6$ GeV/ c	0.03	0.33
6 GeV/ $c < p_T^{V^0} < 8$ GeV/ c	1.4	8.3
Background estimation		
charged-particle jet $p_T = 1$ GeV/ c	1.1	2
charged-particle jet $p_T = 10$ GeV/ c	1.7	2
Total		
charged-particle jet $p_T = 1$ GeV/ c	6	14
charged-particle jet $p_T = 10$ GeV/ c	6	10
Average p_T sums		
Source	K_S^0 (%)	Λ (%)
Background estimation		
$p_T^{V^0} = 600$ MeV/ c	0.1	—
$p_T^{V^0} = 1.5$ GeV/ c	0.8	0.3
$p_T^{V^0} = 8$ GeV/ c	3.6	4.0
Other sources	as rates	as rates

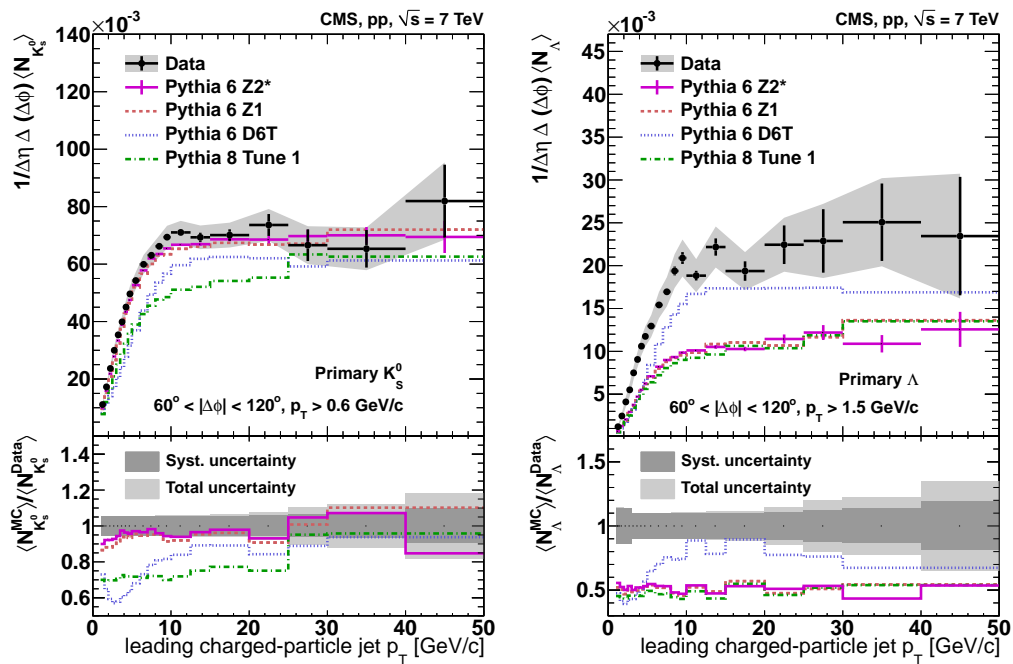


Figure 4: Fully corrected average multiplicity per unit of pseudorapidity and per radian in the transverse region ($|\eta| < 2$, $60^\circ < |\Delta\phi| < 120^\circ$), as a function of the p_T of the leading charged-particle jet: (left) K_S^0 with $p_T > 0.6$ GeV/c; (right) Λ with $p_T > 1.5$ GeV/c. Predictions of PYTHIA tunes are compared to the data and the ratios of simulations to data are shown in the bottom panels. For the data, the statistical uncertainties (error bars) and the quadratic sum of statistical and systematic uncertainties (error band) are shown, while for simulations the uncertainty is only shown for PYTHIA 6 tune Z2*, for clarity.

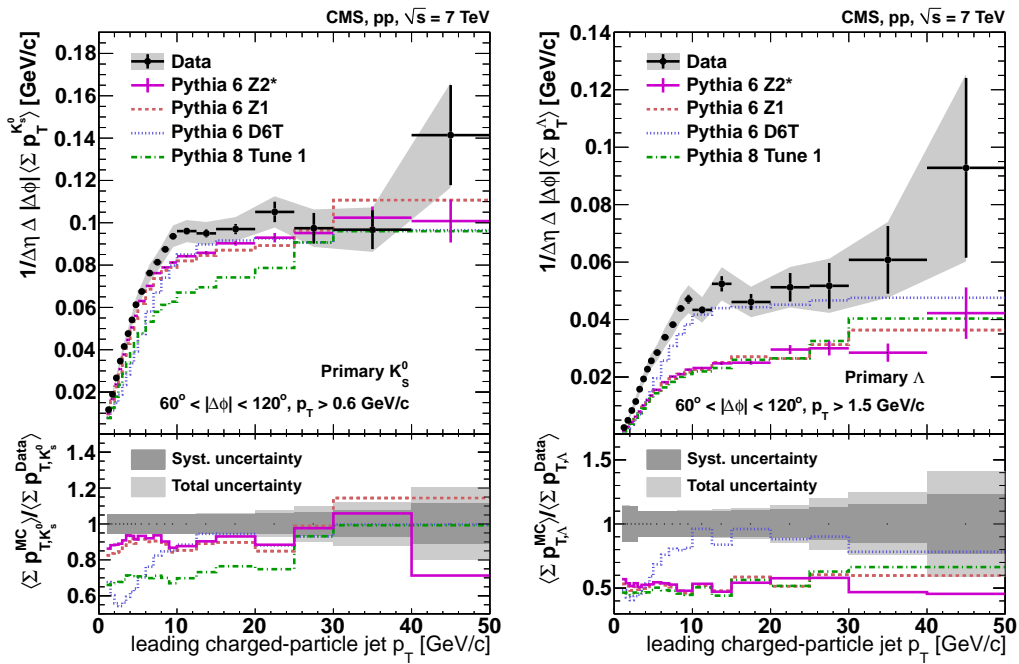


Figure 5: Fully corrected average scalar p_T sum per unit of pseudorapidity and per radian in the transverse region ($|\eta| < 2$, $60^\circ < |\Delta\phi| < 120^\circ$), as a function of the p_T of the leading charged-particle jet: (left) K_S^0 with $p_T > 0.6$ GeV/c; (right) Λ with $p_T > 1.5$ GeV/c. Predictions of PYTHIA tunes are compared to the data and the ratios of simulations to data are shown in the bottom panels. For the data, the statistical uncertainties (error bars) and the quadratic sum of statistical and systematic uncertainties (error band) are shown, while for simulations the uncertainty is only shown for PYTHIA 6 tune Z2*, for clarity.

A comparison can be made with the trends observed for charged primary particles [1] in spite of the different jet reconstruction algorithm used in Ref. [1] (SIS Cone). The dependence of the UE activity on the charged-particle jet p_T is very similar to that observed for charged primary particles [1–3]. The most striking feature is that the p_T scale at which the plateau starts, around 10 GeV/c in pp collisions at $\sqrt{s} = 7$ TeV, is independent of the type of primary particle used to probe the UE activity. These observations are consistent with the impact parameter picture of particle production in hadron collisions [5, 6], in which the MPI contribution saturates at scales typical of central collisions.

The PYTHIA 6 Z1 and Z2* tunes qualitatively reproduce the dependence of the K_S^0 rate and p_T sum on the charged-particle jet p_T , but exhibit a 10–15% deficit in the yield, independent of the charged-particle jet p_T . PYTHIA 8 tune 1 underestimates the activity by about 30%. For the Λ baryons, PYTHIA 6 tunes Z1, Z2* and PYTHIA 8 tune 1 underestimate the rates by about 50%.

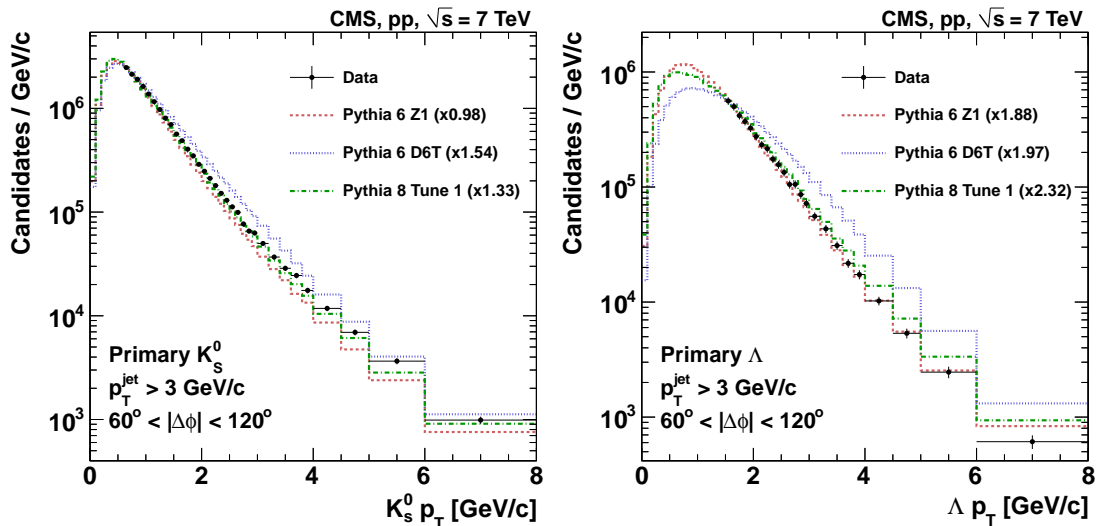


Figure 6: V^0 p_T distributions corrected for selection efficiency and background without correction to the leading charged hadron jet, in the region transverse to a leading reconstructed charged-particle jet with $p_T > 3$ GeV/c, compared to predictions from different PYTHIA tunes (left: K_S^0 ; right: Λ). Error bars indicate the quadratic sum of the statistical and systematic uncertainties. Simulations are normalized to the first p_T bin in the data, with normalization factors given in parentheses.

PYTHIA 6 D6T shows a dependence of the activity on the charged-particle jet p_T that differs from that of the data and of the other tunes. In addition, the V^0 p_T distributions predicted by PYTHIA 6 D6T in the transverse region are in strong disagreement with the data. As an illustration, the p_T spectra are shown in Fig. 6 for events with a reconstructed charged-particle jet $p_T > 3$ GeV/c (without correction to the leading charged hadron jet). For the K_S^0 case, in the p_T range observed ($p_T > 600$ MeV/c), PYTHIA 6 tune D6T shows a much harder spectrum than the data, while tune Z1 shows a softer spectrum and PYTHIA 8 tune 1 reproduces the shape well. For the Λ case, in the $p_T > 1.5$ GeV/c range, PYTHIA 6 D6T shows a much harder spectrum than the data, while the other simulations describe the data reasonably well.

The ratios of the rates and p_T sums of primary V^0 mesons to the rates and p_T sums of primary charged particles from Ref. [1] are shown in Fig. 7. The data are integrated over the same pseudorapidity range for strange and charged particles, $|\eta| < 2$. The K_S^0 to charged-particle activity ratios are constant in the charged-particle jet p_T range 3–50 GeV/c, i.e. almost throughout the whole range studied and, specifically, across the turn-on of the plateau around 10 GeV/c. An

increase is seen below $3\text{ GeV}/c$. This feature is also present in the simulations but is not as pronounced as in the data, and not in all tunes studied.

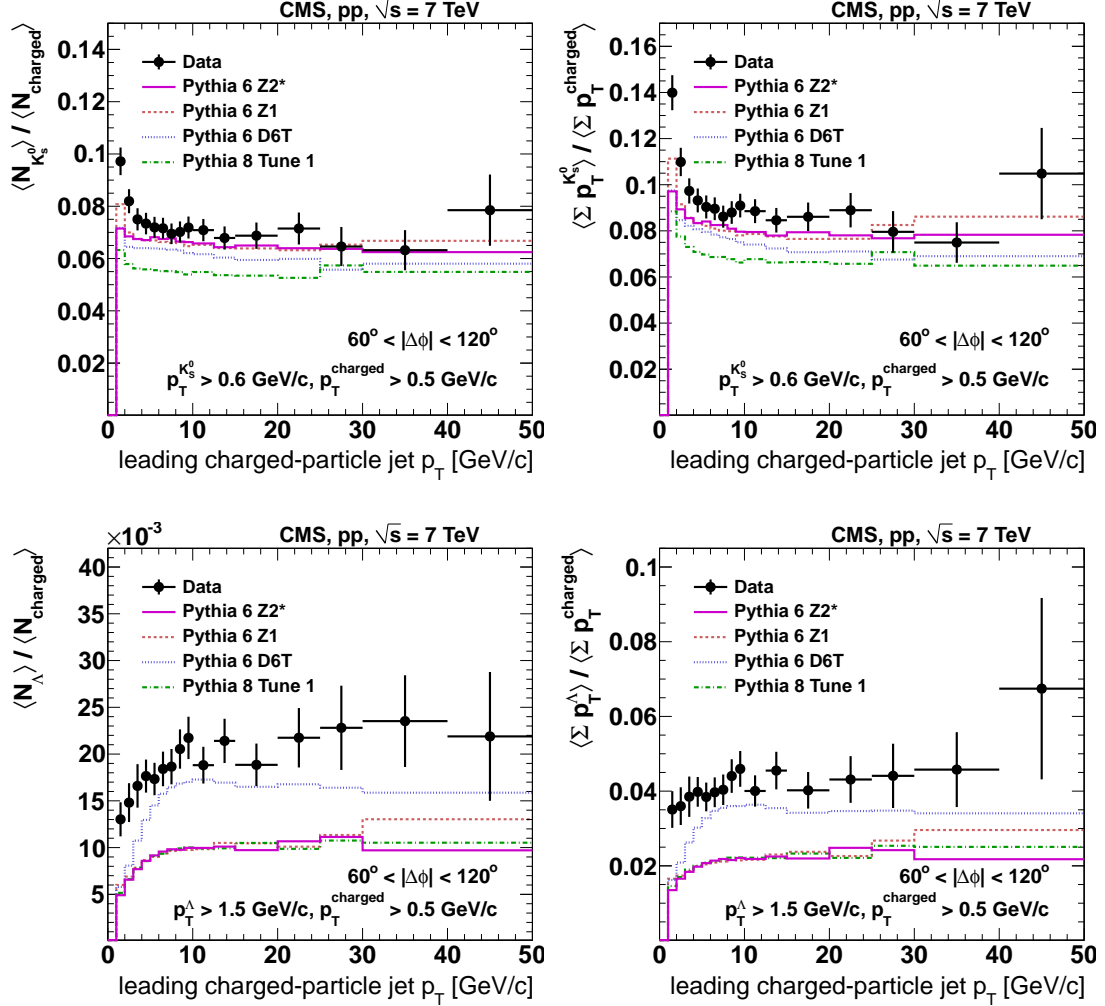


Figure 7: Ratios of the average multiplicities and scalar p_T sums for primary V^0 in the transverse region to the same quantities for primary charged particles [1] as a function of charged-particle jet p_T . The error bars indicate the quadratic sum of the statistical and systematic uncertainties.

The Λ to charged-particle activity ratios exhibit a rise for charged-particle jet $p_T < 10\text{ GeV}/c$, followed by a plateau. A similar dependence is visible in PYTHIA. Simulations indicate that the rise is related to the observed hardening of the baryon p_T spectrum as the charged-particle jet p_T increases, combined with the $1.5\text{ GeV}/c$ p_T cut applied to the baryon sample. When the baryon p_T cut is decreased to $0.5\text{ GeV}/c$ as for charged particles, constant ratios are predicted.

Constant strange- to charged-particle activity ratios have thus been measured for K_S^0 mesons for charged-particle jet $p_T > 3\text{ GeV}/c$ and for Λ baryons for charged-particle jet $p_T > 10\text{ GeV}/c$. In addition, as just discussed, when accounting for the acceptance of the baryon p_T cut, a constant ratio is also predicted for Λ baryons at charged-particle jet $p_T < 10\text{ GeV}/c$. Since the trends observed are very similar for charged and strange particles, as well as for mesons and baryons, the present measurements suggest that hadronization and MPI are decoupled.

5 Conclusions

This paper describes measurements of the underlying event activity in pp collisions at $\sqrt{s} = 7$ TeV, probed through the production of primary K_S^0 mesons and Λ baryons. The production of K_S^0 mesons and Λ baryons in the kinematic range $p_T^{K_S^0} > 0.6$ GeV/c, $p_T^\Lambda > 1.5$ GeV/c and $|\eta| < 2$ is analysed in the transverse region, defined as $60^\circ < |\Delta\phi| < 120^\circ$, with $\Delta\phi$ the difference in azimuthal angle between the leading charged-particle jet and the strange particle directions. The average multiplicity and the average scalar p_T sum of primary particles per event are studied as a function of the leading charged-particle jet p_T .

A steep rise of the underlying event activity is seen with increasing leading jet p_T , followed by a “saturation” region for jet $p_T > 10$ GeV/c. This trend and the p_T scale above which saturation occurs are very similar to those observed with charged primary particles. The similarity of the behaviour for strange and charged particles is consistent with the impact-parameter picture of multiple parton interactions in pp collisions, in which the centrality of the pp collision and the MPI activity are correlated.

The results are compared to recent tunes of the PYTHIA Monte Carlo event generator. The PYTHIA simulations underestimate the data by 15–30% for K_S^0 mesons and by about 50% for Λ baryons, a MC deficit similar to that observed for the inclusive strange particle production in pp collisions.

The constant strange- to charged-particle activity ratios and the similar trends for mesons and baryons indicate that the MPI dynamics is decoupled from parton hadronization, with the latter occurring at a later stage.

Acknowledgments

We congratulate our colleagues in the CERN accelerator departments for the excellent performance of the LHC and thank the technical and administrative staffs at CERN and at other CMS institutes for their contributions to the success of the CMS effort. In addition, we gratefully acknowledge the computing centres and personnel of the Worldwide LHC Computing Grid for delivering so effectively the computing infrastructure essential to our analyses. Finally, we acknowledge the enduring support for the construction and operation of the LHC and the CMS detector provided by the following funding agencies: the Austrian Federal Ministry of Science and Research and the Austrian Science Fund; the Belgian Fonds de la Recherche Scientifique, and Fonds voor Wetenschappelijk Onderzoek; the Brazilian Funding Agencies (CNPq, CAPES, FAPERJ, and FAPESP); the Bulgarian Ministry of Education, Youth and Science; CERN; the Chinese Academy of Sciences, Ministry of Science and Technology, and National Natural Science Foundation of China; the Colombian Funding Agency (COLCIENCIAS); the Croatian Ministry of Science, Education and Sport; the Research Promotion Foundation, Cyprus; the Ministry of Education and Research, Recurrent financing contract SF0690030s09 and European Regional Development Fund, Estonia; the Academy of Finland, Finnish Ministry of Education and Culture, and Helsinki Institute of Physics; the Institut National de Physique Nucléaire et de Physique des Particules / CNRS, and Commissariat à l’Énergie Atomique et aux Énergies Alternatives / CEA, France; the Bundesministerium für Bildung und Forschung, Deutsche Forschungsgemeinschaft, and Helmholtz-Gemeinschaft Deutscher Forschungszentren, Germany; the General Secretariat for Research and Technology, Greece; the National Scientific Research Foundation, and National Office for Research and Technology, Hungary; the Department of Atomic Energy and the Department of Science and Technology, India; the Institute for Studies in Theoretical Physics and Mathematics, Iran; the Science Foundation, Ireland; the Istituto

Nazionale di Fisica Nucleare, Italy; the Korean Ministry of Education, Science and Technology and the World Class University program of NRF, Republic of Korea; the Lithuanian Academy of Sciences; the Mexican Funding Agencies (CINVESTAV, CONACYT, SEP, and UASLP-FAI); the Ministry of Science and Innovation, New Zealand; the Pakistan Atomic Energy Commission; the Ministry of Science and Higher Education and the National Science Centre, Poland; the Fundação para a Ciência e a Tecnologia, Portugal; JINR (Armenia, Belarus, Georgia, Ukraine, Uzbekistan); the Ministry of Education and Science of the Russian Federation, the Federal Agency of Atomic Energy of the Russian Federation, Russian Academy of Sciences, and the Russian Foundation for Basic Research; the Ministry of Science and Technological Development of Serbia; the Secretaría de Estado de Investigación, Desarrollo e Innovación and Programa Consolider-Ingenio 2010, Spain; the Swiss Funding Agencies (ETH Board, ETH Zurich, PSI, SNF, UniZH, Canton Zurich, and SER); the National Science Council, Taipei; the Thailand Center of Excellence in Physics, the Institute for the Promotion of Teaching Science and Technology of Thailand and the National Science and Technology Development Agency of Thailand; the Scientific and Technical Research Council of Turkey, and Turkish Atomic Energy Authority; the Science and Technology Facilities Council, UK; the US Department of Energy, and the US National Science Foundation.

Individuals have received support from the Marie-Curie programme and the European Research Council and EPLANET (European Union); the Leventis Foundation; the A. P. Sloan Foundation; the Alexander von Humboldt Foundation; the Belgian Federal Science Policy Office; the Fonds pour la Formation à la Recherche dans l'Industrie et dans l'Agriculture (FRIA-Belgium); the Agentschap voor Innovatie door Wetenschap en Technologie (IWT-Belgium); the Ministry of Education, Youth and Sports (MEYS) of Czech Republic; the Council of Science and Industrial Research, India; the Compagnia di San Paolo (Torino); the HOMING PLUS programme of Foundation for Polish Science, cofinanced by EU, Regional Development Fund; and the Thalís and Aristeia programmes cofinanced by EU-ESF and the Greek NSRF.

References

- [1] CMS Collaboration, "Measurement of the underlying event activity at the LHC with $\sqrt{s} = 7$ TeV and comparison with $\sqrt{s} = 0.9$ TeV", *JHEP* **09** (2011) 109, doi:10.1007/JHEP09(2011)109, arXiv:1107.0330.
- [2] ATLAS Collaboration, "Measurement of underlying event characteristics using charged particles in pp collisions at $\sqrt{s} = 900$ GeV and 7 TeV with the ATLAS detector", *Phys. Rev. D* **83** (2011) 112001, doi:10.1103/PhysRevD.83.112001, arXiv:1012.0791.
- [3] CMS Collaboration, "First measurement of the underlying event activity at the LHC with $\sqrt{s} = 0.9$ TeV", *Eur. Phys. J. C* **70** (2010) 555, doi:10.1140/epjc/s10052-010-1453-9, arXiv:1006.2083.
- [4] CMS Collaboration, "Measurement of the underlying event activity in the Drell-Yan process in proton-proton collisions at $\sqrt{s} = 7$ TeV", *Eur. Phys. J. C* **72** (2012) 2080, doi:10.1140/epjc/s10052-012-2080-4, arXiv:1204.1411.
- [5] T. Sjöstrand and M. van Zijl, "Multiple parton-parton interactions in an impact parameter picture", *Phys. Lett. B* **188** (1987) 149, doi:10.1016/0370-2693(87)90722-2.
- [6] L. Frankfurt, M. Strikman, and C. Weiss, "Transverse nucleon structure and diagnostics of hard parton-parton processes at LHC", *Phys. Rev. D* **83** (2011) 054012, doi:10.1103/PhysRevD.83.054012, arXiv:1009.2559.

- [7] ALICE Collaboration, “Multi-strange baryon production in pp collisions at $\sqrt{s} = 7$ TeV with ALICE”, *Phys. Lett. B* **712** (2012) 309, doi:10.1016/j.physletb.2012.05.011, arXiv:1204.0282.
- [8] ALICE Collaboration, “Strange and Multi-Strange Particle Production in ALICE”, (2012). arXiv:1211.7298.
- [9] ATLAS Collaboration, “ K_S^0 and Λ production in pp interactions at $\sqrt{s} = 0.9$ and 7 TeV measured with the ATLAS detector at the LHC”, *Phys. Rev. D* **85** (2012) 012001, doi:10.1103/PhysRevD.85.012001, arXiv:1111.1297.
- [10] CMS Collaboration, “Strange particle production in pp collisions at $\sqrt{s} = 0.9$ and 7 TeV”, *JHEP* **05** (2011) 064, doi:10.1007/JHEP05(2011)064, arXiv:1102.4282.
- [11] T. Sjöstrand, S. Mrenna, and P. Z. Skands, “PYTHIA 6.4 Physics and Manual”, *JHEP* **05** (2006) 026, doi:10.1088/1126-6708/2006/05/026, arXiv:hep-ph/0603175.
- [12] T. Sjöstrand, S. Mrenna, and P. Z. Skands, “A brief introduction to PYTHIA 8.1”, *Comput. Phys. Commun.* **178** (2008) 852, doi:10.1016/j.cpc.2008.01.036, arXiv:0710.3820.
- [13] R. Field, “Studying the underlying event at CDF and the LHC”, in *Proceedings of the First International Workshop on Multiple Partonic Interactions at the LHC MPI’08, October 27-31, 2008*, P. Bartalini and L. Fanó, eds. Perugia, Italy, October, 2009. arXiv:1003.4220.
- [14] R. Field, “Physics at the Tevatron”, *Acta Phys. Polon. B* **39** (2008) 2611.
- [15] A. Buckley et al., “Systematic event generator tuning for the LHC”, *Eur. Phys. J.* **C65** (2010) 331, doi:10.1140/epjc/s10052-009-1196-7, arXiv:0907.2973.
- [16] H.-J. Drescher, J. Aichelin, and K. Werner, “Strangeness suppression in proton-proton collisions”, *Phys. Rev. D* **65** (2002) 057501, doi:10.1103/PhysRevD.65.057501, arXiv:hep-ph/0105020.
- [17] N. Armesto et al., “Heavy-ion collisions at the LHC—Last call for predictions”, *J. Phys. G* **35** (2008) 054001, doi:10.1088/0954-3899/35/5/054001, arXiv:0711.0974.
- [18] CMS Collaboration, “The CMS experiment at the CERN LHC”, *JINST* **3** (2008) S08004, doi:10.1088/1748-0221/3/08/S08004.
- [19] W. Waltenberger, R. Frühwirth, and P. Vanlaer, “Adaptive vertex fitting”, *J. Phys. G* **34** (2007) N343, doi:10.1088/0954-3899/34/12/N01.
- [20] M. Cacciari, G. P. Salam, and G. Soyez, “The anti- k_t jet clustering algorithm”, *JHEP* **04** (2008) 063, doi:10.1088/1126-6708/2008/04/063, arXiv:0802.1189.
- [21] GEANT4 Collaboration, “GEANT4—a simulation toolkit”, *Nucl. Instrum. Meth. A* **506** (2003) 250, doi:10.1016/S0168-9002(03)01368-8.
- [22] CMS Collaboration, “Tracking and Primary Vertex Results in First 7 TeV Collisions”, CMS Physics Analysis Summary CMS-PAS-TRK-10-005, (2010).
- [23] CMS Collaboration, “Measurement of Tracking Efficiency”, CMS Physics Analysis Summary CMS-PAS-TRK-10-002, (2010).

-
- [24] CMS Collaboration, “CMS tracking performance results from early LHC operation”, *Eur. Phys. J. C* **70** (2010) 1165, doi:10.1140/epjc/s10052-010-1491-3, arXiv:1007.1988.
- [25] R. Field, “Early LHC Underlying Event Data - Findings and Surprises”, (2010). arXiv:1010.3558.
- [26] R. Corke and T. Sjöstrand, “Interleaved Parton Showers and Tuning Prospects”, *JHEP* **03** (2011) 032, doi:10.1007/JHEP03(2011)032, arXiv:1011.1759.
- [27] J. Pumplin et al., “New generation of parton distributions with uncertainties from global QCD analysis”, *JHEP* **07** (2002) 012, doi:10.1088/1126-6708/2002/07/012, arXiv:hep-ph/0201195.
- [28] Particle Data Group, J. Beringer et al., “Review of particle physics”, *Phys. Rev. D* **86** (2012) 010001, doi:10.1103/PhysRevD.86.010001.
- [29] ALICE Collaboration, “Midrapidity antiproton-to-proton ratio in pp collisions at $\sqrt{s} = 0.9$ and 7 TeV measured by the ALICE experiment”, *Phys. Rev. Lett.* **105** (2010) 072002, doi:10.1103/PhysRevLett.105.072002, arXiv:1006.5432.
- [30] E. Migliore and G. Sguazzoni, “Altered scenarios of the CMS Tracker material for systematic uncertainties studies”, CMS NOTE CMS-NOTE-2010-010, (2010).

A The CMS Collaboration

Yerevan Physics Institute, Yerevan, Armenia

S. Chatrchyan, V. Khachatryan, A.M. Sirunyan, A. Tumasyan

Institut für Hochenergiephysik der OeAW, Wien, Austria

W. Adam, T. Bergauer, M. Dragicevic, J. Erö, C. Fabjan¹, M. Friedl, R. Frühwirth¹, V.M. Ghete, N. Hörmann, J. Hrubec, M. Jeitler¹, W. Kiesenhofer, V. Knünz, M. Krammer¹, I. Krätschmer, D. Liko, I. Mikulec, D. Rabady², B. Rahbaran, C. Rohringer, H. Rohringer, R. Schöfbeck, J. Strauss, A. Taurok, W. Treberer-Treberspurg, W. Waltenberger, C.-E. Wulz¹

National Centre for Particle and High Energy Physics, Minsk, Belarus

V. Mossolov, N. Shumeiko, J. Suarez Gonzalez

Universiteit Antwerpen, Antwerpen, Belgium

S. Alderweireldt, M. Bansal, S. Bansal, T. Cornelis, E.A. De Wolf, X. Janssen, A. Knutsson, S. Luyckx, L. Mucibello, S. Ochesanu, B. Roland, R. Rougny, H. Van Haeevermaet, P. Van Mechelen, N. Van Remortel, A. Van Spilbeeck

Vrije Universiteit Brussel, Brussel, Belgium

F. Blekman, S. Blyweert, J. D'Hondt, A. Kalogeropoulos, J. Keaveney, M. Maes, A. Olbrechts, S. Tavernier, W. Van Doninck, P. Van Mulders, G.P. Van Onsem, I. Villella

Université Libre de Bruxelles, Bruxelles, Belgium

B. Clerbaux, G. De Lentdecker, L. Favart, A.P.R. Gay, T. Hreus, A. Léonard, P.E. Marage, A. Mohammadi, L. Perniè, T. Reis, T. Seva, L. Thomas, C. Vander Velde, P. Vanlaer, J. Wang

Ghent University, Ghent, Belgium

V. Adler, K. Beernaert, L. Benucci, A. Cimmino, S. Costantini, S. Dildick, G. Garcia, B. Klein, J. Lellouch, A. Marinov, J. Mccartin, A.A. Ocampo Rios, D. Ryckbosch, M. Sigamani, N. Strobbe, F. Thyssen, M. Tytgat, S. Walsh, E. Yazgan, N. Zaganidis

Université Catholique de Louvain, Louvain-la-Neuve, Belgium

S. Basegmez, C. Beluffi³, G. Bruno, R. Castello, A. Caudron, L. Ceard, C. Delaere, T. du Pree, D. Favart, L. Forthomme, A. Giammanco⁴, J. Hollar, V. Lemaître, J. Liao, O. Militaru, C. Nuttens, D. Pagano, A. Pin, K. Piotrkowski, A. Popov⁵, M. Selvaggi, J.M. Vizan Garcia

Université de Mons, Mons, Belgium

N. Belyi, T. Caebergs, E. Daubie, G.H. Hammad

Centro Brasileiro de Pesquisas Fisicas, Rio de Janeiro, Brazil

G.A. Alves, M. Correa Martins Junior, T. Martins, M.E. Pol, M.H.G. Souza

Universidade do Estado do Rio de Janeiro, Rio de Janeiro, Brazil

W.L. Aldá Júnior, W. Carvalho, J. Chinellato⁶, A. Custódio, E.M. Da Costa, D. De Jesus Damiao, C. De Oliveira Martins, S. Fonseca De Souza, H. Malbouisson, M. Malek, D. Matos Figueiredo, L. Mundim, H. Nogima, W.L. Prado Da Silva, A. Santoro, L. Soares Jorge, A. Sznajder, E.J. Tonelli Manganote⁶, A. Vilela Pereira

Universidade Estadual Paulista ^a, Universidade Federal do ABC ^b, São Paulo, Brazil

T.S. Anjos^b, C.A. Bernardes^b, F.A. Dias^{a,7}, T.R. Fernandez Perez Tomei^a, E.M. Gregores^b, C. Lagana^a, F. Marinho^a, P.G. Mercadante^b, S.F. Novaes^a, Sandra S. Padula^a

Institute for Nuclear Research and Nuclear Energy, Sofia, Bulgaria

V. Genchev², P. Iaydjiev², S. Piperov, M. Rodozov, G. Sultanov, M. Vutova

University of Sofia, Sofia, Bulgaria

A. Dimitrov, R. Hadjiiska, V. Kozhuharov, L. Litov, B. Pavlov, P. Petkov

Institute of High Energy Physics, Beijing, China

J.G. Bian, G.M. Chen, H.S. Chen, C.H. Jiang, D. Liang, S. Liang, X. Meng, J. Tao, J. Wang, X. Wang, Z. Wang, H. Xiao, M. Xu

State Key Laboratory of Nuclear Physics and Technology, Peking University, Beijing, China

C. Asawatangtrakuldee, Y. Ban, Y. Guo, Q. Li, W. Li, S. Liu, Y. Mao, S.J. Qian, D. Wang, L. Zhang, W. Zou

Universidad de Los Andes, Bogota, Colombia

C. Avila, C.A. Carrillo Montoya, J.P. Gomez, B. Gomez Moreno, J.C. Sanabria

Technical University of Split, Split, Croatia

N. Godinovic, D. Lelas, R. Plestina⁸, D. Polic, I. Puljak

University of Split, Split, Croatia

Z. Antunovic, M. Kovac

Institute Rudjer Boskovic, Zagreb, Croatia

V. Brigljevic, S. Duric, K. Kadija, J. Luetic, D. Mekterovic, S. Morovic, L. Tikvica

University of Cyprus, Nicosia, Cyprus

A. Attikis, G. Mavromanolakis, J. Mousa, C. Nicolaou, F. Ptochos, P.A. Razis

Charles University, Prague, Czech Republic

M. Finger, M. Finger Jr.

Academy of Scientific Research and Technology of the Arab Republic of Egypt, Egyptian Network of High Energy Physics, Cairo, Egypt

Y. Assran⁹, A. Ellithi Kamel¹⁰, M.A. Mahmoud¹¹, A. Mahrous¹², A. Radi^{13,14}

National Institute of Chemical Physics and Biophysics, Tallinn, Estonia

M. Kadastik, M. Müntel, M. Murumaa, M. Raidal, L. Rebane, A. Tiko

Department of Physics, University of Helsinki, Helsinki, Finland

P. Eerola, G. Fedi, M. Voutilainen

Helsinki Institute of Physics, Helsinki, Finland

J. Härkönen, V. Karimäki, R. Kinnunen, M.J. Kortelainen, T. Lampén, K. Lassila-Perini, S. Lehti, T. Lindén, P. Luukka, T. Mäenpää, T. Peltola, E. Tuominen, J. Tuominiemi, E. Tuovinen, L. Wendland

Lappeenranta University of Technology, Lappeenranta, Finland

A. Korpela, T. Tuuva

DSM/IRFU, CEA/Saclay, Gif-sur-Yvette, France

M. Besancon, S. Choudhury, F. Couderc, M. Dejardin, D. Denegri, B. Fabbro, J.L. Faure, F. Ferri, S. Ganjour, A. Givernaud, P. Gras, G. Hamel de Monchenault, P. Jarry, E. Locci, J. Malcles, L. Millischer, A. Nayak, J. Rander, A. Rosowsky, M. Titov

Laboratoire Leprince-Ringuet, Ecole Polytechnique, IN2P3-CNRS, Palaiseau, France

S. Baffioni, F. Beaudette, L. Benhabib, L. Bianchini, M. Bluj¹⁵, P. Busson, C. Charlot, N. Daci, T. Dahms, M. Dalchenko, L. Dobrzynski, A. Florent, R. Granier de Cassagnac, M. Haguenaer, P. Miné, C. Mironov, I.N. Naranjo, M. Nguyen, C. Ochando, P. Paganini, D. Sabes, R. Salerno, Y. Sirois, C. Veelken, A. Zabi

Institut Pluridisciplinaire Hubert Curien, Université de Strasbourg, Université de Haute Alsace Mulhouse, CNRS/IN2P3, Strasbourg, France

J.-L. Agram¹⁶, J. Andrea, D. Bloch, D. Bodin, J.-M. Brom, E.C. Chabert, C. Collard, E. Conte¹⁶, F. Drouhin¹⁶, J.-C. Fontaine¹⁶, D. Gelé, U. Goerlach, C. Goetzmann, P. Juillot, A.-C. Le Bihan, P. Van Hove

Centre de Calcul de l'Institut National de Physique Nucleaire et de Physique des Particules, CNRS/IN2P3, Villeurbanne, France

S. Gadrat

Université de Lyon, Université Claude Bernard Lyon 1, CNRS-IN2P3, Institut de Physique Nucléaire de Lyon, Villeurbanne, France

S. Beauceron, N. Beaupere, G. Boudoul, S. Brochet, J. Chasserat, R. Chierici, D. Contardo, P. Depasse, H. El Mamouni, J. Fay, S. Gascon, M. Gouzevitch, B. Ille, T. Kurca, M. Lethuillier, L. Mirabito, S. Perries, L. Sgandurra, V. Sordini, Y. Tschudi, M. Vander Donckt, P. Verdier, S. Viret

Institute of High Energy Physics and Informatization, Tbilisi State University, Tbilisi, Georgia

Z. Tsamalaidze¹⁷

RWTH Aachen University, I. Physikalisches Institut, Aachen, Germany

C. Autermann, S. Beranek, B. Calpas, M. Edelhoff, L. Feld, N. Heracleous, O. Hindrichs, K. Klein, J. Merz, A. Ostapchuk, A. Perieanu, F. Raupach, J. Sammet, S. Schael, D. Sprenger, H. Weber, B. Wittmer, V. Zhukov⁵

RWTH Aachen University, III. Physikalisches Institut A, Aachen, Germany

M. Ata, J. Caudron, E. Dietz-Laursonn, D. Duchardt, M. Erdmann, R. Fischer, A. Güth, T. Hebbeker, C. Heidemann, K. Hoepfner, D. Klingebiel, P. Kreuzer, M. Merschmeyer, A. Meyer, M. Olschewski, K. Padeken, P. Papacz, H. Pieta, H. Reithler, S.A. Schmitz, L. Sonnenschein, J. Steggemann, D. Teyssier, S. Thüer, M. Weber

RWTH Aachen University, III. Physikalisches Institut B, Aachen, Germany

V. Cherepanov, Y. Erdogan, G. Flügge, H. Geenen, M. Geisler, W. Haj Ahmad, F. Hoehle, B. Kargoll, T. Kress, Y. Kuessel, J. Lingemann², A. Nowack, I.M. Nugent, L. Perchalla, O. Pooth, A. Stahl

Deutsches Elektronen-Synchrotron, Hamburg, Germany

M. Aldaya Martin, I. Asin, N. Bartosik, J. Behr, W. Behrenhoff, U. Behrens, M. Bergholz¹⁸, A. Bethani, K. Borras, A. Burgmeier, A. Cakir, L. Calligaris, A. Campbell, F. Costanza, C. Diez Pardos, T. Dorland, G. Eckerlin, D. Eckstein, G. Flucke, A. Geiser, I. Glushkov, P. Gunnellini, S. Habib, J. Hauk, G. Hellwig, H. Jung, M. Kasemann, P. Katsas, C. Kleinwort, H. Kluge, M. Krämer, D. Krücker, E. Kuznetsova, W. Lange, J. Leonard, K. Lipka, W. Lohmann¹⁸, B. Lutz, R. Mankel, I. Marfin, I.-A. Melzer-Pellmann, A.B. Meyer, J. Mnich, A. Mussgiller, S. Naumann-Emme, O. Novgorodova, F. Nowak, J. Olzem, H. Perrey, A. Petrukhin, D. Pitzl, R. Placakyte, A. Raspereza, P.M. Ribeiro Cipriano, C. Riedl, E. Ron, M.Ö. Sahin, J. Salfeld-Nebgen, R. Schmidt¹⁸, T. Schoerner-Sadenius, N. Sen, M. Stein, R. Walsh, C. Wissing

University of Hamburg, Hamburg, Germany

V. Blobel, H. Enderle, J. Erfle, U. Gebbert, M. Görner, M. Gosselink, J. Haller, K. Heine, R.S. Höing, G. Kaussen, H. Kirschenmann, R. Klanner, R. Kogler, J. Lange, I. Marchesini, T. Peiffer, N. Pietsch, D. Rathjens, C. Sander, H. Schettler, P. Schleper, E. Schlieckau, A. Schmidt,

M. Schröder, T. Schum, M. Seidel, J. Sibille¹⁹, V. Sola, H. Stadie, G. Steinbrück, J. Thomsen, D. Troendle, L. Vanelderen

Institut für Experimentelle Kernphysik, Karlsruhe, Germany

C. Barth, C. Baus, J. Berger, C. Böser, T. Chwalek, W. De Boer, A. Descroix, A. Dierlamm, M. Feindt, M. Guthoff², C. Hackstein, F. Hartmann², T. Hauth², M. Heinrich, H. Held, K.H. Hoffmann, U. Husemann, I. Katkov⁵, J.R. Komaragiri, A. Kornmayer², P. Lobelle Pardo, D. Martschei, S. Mueller, Th. Müller, M. Niegel, A. Nürnberg, O. Oberst, J. Ott, G. Quast, K. Rabbertz, F. Ratnikov, S. Röcker, F.-P. Schilling, G. Schott, H.J. Simonis, F.M. Stober, R. Ulrich, J. Wagner-Kuhr, S. Wayand, T. Weiler, M. Zeise

Institute of Nuclear and Particle Physics (INPP), NCSR Demokritos, Aghia Paraskevi, Greece

G. Anagnostou, G. Daskalakis, T. Gerasis, S. Kesisoglou, A. Kyriakis, D. Loukas, A. Markou, C. Markou, E. Ntomari

University of Athens, Athens, Greece

L. Gouskos, T.J. Mertzimekis, A. Panagiotou, N. Saoulidou, E. Stiliaris

University of Ioánnina, Ioánnina, Greece

X. Aslanoglou, I. Evangelou, G. Flouris, C. Foudas, P. Kokkas, N. Manthos, I. Papadopoulos, E. Paradas

KFKI Research Institute for Particle and Nuclear Physics, Budapest, Hungary

G. Bencze, C. Hajdu, P. Hidas, D. Horvath²⁰, B. Radics, F. Sikler, V. Veszpremi, G. Vesztergombi²¹, A.J. Zsigmond

Institute of Nuclear Research ATOMKI, Debrecen, Hungary

N. Beni, S. Czellar, J. Molnar, J. Palinkas, Z. Szillasi

University of Debrecen, Debrecen, Hungary

J. Karacsi, P. Raics, Z.L. Trocsanyi, B. Ujvari

Panjab University, Chandigarh, India

S.B. Beri, V. Bhatnagar, N. Dhingra, R. Gupta, M. Kaur, M.Z. Mehta, M. Mittal, N. Nishu, L.K. Saini, A. Sharma, J.B. Singh

University of Delhi, Delhi, India

Ashok Kumar, Arun Kumar, S. Ahuja, A. Bhardwaj, B.C. Choudhary, S. Malhotra, M. Naimuddin, K. Ranjan, P. Saxena, V. Sharma, R.K. Shivpuri

Saha Institute of Nuclear Physics, Kolkata, India

S. Banerjee, S. Bhattacharya, K. Chatterjee, S. Dutta, B. Gomber, Sa. Jain, Sh. Jain, R. Khurana, A. Modak, S. Mukherjee, D. Roy, S. Sarkar, M. Sharan

Bhabha Atomic Research Centre, Mumbai, India

A. Abdulsalam, D. Dutta, S. Kailas, V. Kumar, A.K. Mohanty², L.M. Pant, P. Shukla, A. Topkar

Tata Institute of Fundamental Research - EHEP, Mumbai, India

T. Aziz, R.M. Chatterjee, S. Ganguly, S. Ghosh, M. Guchait²², A. Gurtu²³, G. Kole, S. Kumar, M. Maity²⁴, G. Majumder, K. Mazumdar, G.B. Mohanty, B. Parida, K. Sudhakar, N. Wickramage²⁵

Tata Institute of Fundamental Research - HECR, Mumbai, India

S. Banerjee, S. Dugad

Institute for Research in Fundamental Sciences (IPM), Tehran, Iran

H. Arfaei²⁶, H. Bakhshiansohi, S.M. Etesami²⁷, A. Fahim²⁶, H. Hesari, A. Jafari, M. Khakzad, M. Mohammadi Najafabadi, S. Paktinat Mehdiabadi, B. Safarzadeh²⁸, M. Zeinali

University College Dublin, Dublin, Ireland

M. Grunewald

INFN Sezione di Bari ^a, Università di Bari ^b, Politecnico di Bari ^c, Bari, Italy

M. Abbrescia^{a,b}, L. Barbone^{a,b}, C. Calabria^{a,b}, S.S. Chhibra^{a,b}, A. Colaleo^a, D. Creanza^{a,c}, N. De Filippis^{a,c,2}, M. De Palma^{a,b}, L. Fiore^a, G. Iaselli^{a,c}, G. Maggi^{a,c}, M. Maggi^a, B. Marangelli^{a,b}, S. My^{a,c}, S. Nuzzo^{a,b}, N. Pacifico^a, A. Pompili^{a,b}, G. Pugliese^{a,c}, G. Selvaggi^{a,b}, L. Silvestris^a, G. Singh^{a,b}, R. Venditti^{a,b}, P. Verwilligen^a, G. Zito^a

INFN Sezione di Bologna ^a, Università di Bologna ^b, Bologna, Italy

G. Abbiendi^a, A.C. Benvenuti^a, D. Bonacorsi^{a,b}, S. Braibant-Giacomelli^{a,b}, L. Brigliadori^{a,b}, R. Campanini^{a,b}, P. Capiluppi^{a,b}, A. Castro^{a,b}, F.R. Cavallo^a, M. Cuffiani^{a,b}, G.M. Dallavalle^a, F. Fabbri^a, A. Fanfani^{a,b}, D. Fasanella^{a,b}, P. Giacomelli^a, C. Grandi^a, L. Guiducci^{a,b}, S. Marcellini^a, G. Masetti^{a,2}, M. Meneghelli^{a,b}, A. Montanari^a, F.L. Navarra^{a,b}, F. Odorici^a, A. Perrotta^a, F. Primavera^{a,b}, A.M. Rossi^{a,b}, T. Rovelli^{a,b}, G.P. Siroli^{a,b}, N. Tosi^{a,b}, R. Travaglini^{a,b}

INFN Sezione di Catania ^a, Università di Catania ^b, Catania, Italy

S. Albergo^{a,b}, M. Chiorboli^{a,b}, S. Costa^{a,b}, F. Giordano^{a,2}, R. Potenza^{a,b}, A. Tricomi^{a,b}, C. Tuve^{a,b}

INFN Sezione di Firenze ^a, Università di Firenze ^b, Firenze, Italy

G. Barbagli^a, V. Ciulli^{a,b}, C. Civinini^a, R. D'Alessandro^{a,b}, E. Focardi^{a,b}, S. Frosali^{a,b}, E. Gallo^a, S. Gonzi^{a,b}, V. Gori^{a,b}, P. Lenzi^{a,b}, M. Meschini^a, S. Paoletti^a, G. Sguazzoni^a, A. Tropiano^{a,b}

INFN Laboratori Nazionali di Frascati, Frascati, Italy

L. Benussi, S. Bianco, F. Fabbri, D. Piccolo

INFN Sezione di Genova ^a, Università di Genova ^b, Genova, Italy

P. Fabbricatore^a, R. Musenich^a, S. Tosi^{a,b}

INFN Sezione di Milano-Bicocca ^a, Università di Milano-Bicocca ^b, Milano, Italy

A. Benaglia^a, F. De Guio^{a,b}, L. Di Matteo^{a,b}, S. Fiorendi^{a,b}, S. Gennai^a, A. Ghezzi^{a,b}, P. Govoni, M.T. Lucchini², S. Malvezzi^a, R.A. Manzoni^{a,b,2}, A. Martelli^{a,b,2}, A. Massironi^{a,b}, D. Menasce^a, L. Moroni^a, M. Paganoni^{a,b}, D. Pedrini^a, S. Ragazzi^{a,b}, N. Redaelli^a, T. Tabarelli de Fatis^{a,b}

INFN Sezione di Napoli ^a, Università di Napoli 'Federico II' ^b, Università della Basilicata (Potenza) ^c, Università G. Marconi (Roma) ^d, Napoli, Italy

S. Buontempo^a, N. Cavallo^{a,c}, A. De Cosa^{a,b}, F. Fabozzi^{a,c}, A.O.M. Iorio^{a,b}, L. Lista^a, S. Meola^{a,d,2}, M. Merola^a, P. Paolucci^{a,2}

INFN Sezione di Padova ^a, Università di Padova ^b, Università di Trento (Trento) ^c, Padova, Italy

P. Azzi^a, N. Bacchetta^a, D. Bisello^{a,b}, A. Branca^{a,b}, R. Carlin^{a,b}, P. Checchia^a, T. Dorigo^a, U. Dosselli^a, M. Galanti^{a,b,2}, F. Gasparini^{a,b}, U. Gasparini^{a,b}, P. Giubilato^{a,b}, A. Gozzelino^a, K. Kanishchev^{a,c}, S. Lacaprara^a, I. Lazzizzera^{a,c}, M. Margoni^{a,b}, A.T. Meneguzzo^{a,b}, M. Passaseo^a, J. Pazzini^{a,b}, M. Pegoraro^a, N. Pozzobon^{a,b}, P. Ronchese^{a,b}, F. Simonetto^{a,b}, E. Torassa^a, M. Tosi^{a,b}, S. Ventura^a, P. Zotto^{a,b}, A. Zucchetta^{a,b}, G. Zumerle^{a,b}

INFN Sezione di Pavia ^a, Università di Pavia ^b, Pavia, Italy

M. Gabusi^{a,b}, S.P. Ratti^{a,b}, C. Riccardi^{a,b}, P. Vitulo^{a,b}

INFN Sezione di Perugia^a, Università di Perugia^b, Perugia, Italy

M. Biasini^{a,b}, G.M. Bilei^a, L. Fanò^{a,b}, P. Lariccia^{a,b}, G. Mantovani^{a,b}, M. Menichelli^a, A. Nappi^{a,b,†}, F. Romeo^{a,b}, A. Saha^a, A. Santocchia^{a,b}, A. Spiezia^{a,b}

INFN Sezione di Pisa^a, Università di Pisa^b, Scuola Normale Superiore di Pisa^c, Pisa, Italy

K. Androsov^{a,29}, P. Azzurri^a, G. Bagliesi^a, T. Boccali^a, G. Broccolo^{a,c}, R. Castaldi^a, R.T. D'Agnolo^{a,c,2}, R. Dell'Orso^a, F. Fiori^{a,c}, L. Foà^{a,c}, A. Giassi^a, A. Kraan^a, F. Ligabue^{a,c}, T. Lomtadze^a, L. Martini^{a,29}, A. Messineo^{a,b}, F. Palla^a, A. Rizzi^{a,b}, A.T. Serban^a, P. Spagnolo^a, P. Squillacioti^a, R. Tenchini^a, G. Tonelli^{a,b}, A. Venturi^a, P.G. Verdini^a, C. Vernieri^{a,c}

INFN Sezione di Roma^a, Università di Roma^b, Roma, Italy

L. Barone^{a,b}, F. Cavallari^a, D. Del Re^{a,b}, M. Diemoz^a, M. Grassi^{a,b,2}, E. Longo^{a,b}, F. Margaroli^{a,b}, P. Meridiani^a, F. Micheli^{a,b}, S. Nourbakhsh^{a,b}, G. Organtini^{a,b}, R. Paramatti^a, S. Rahatlou^{a,b}, L. Soffi^{a,b}

INFN Sezione di Torino^a, Università di Torino^b, Università del Piemonte Orientale (Novara)^c, Torino, Italy

N. Amapane^{a,b}, R. Arcidiacono^{a,c}, S. Argiro^{a,b}, M. Arneodo^{a,c}, C. Biino^a, N. Cartiglia^a, S. Casasso^{a,b}, M. Costa^{a,b}, P. De Remigis^a, N. Demaria^a, C. Mariotti^a, S. Maselli^a, E. Migliore^{a,b}, V. Monaco^{a,b}, M. Musich^a, M.M. Obertino^{a,c}, N. Pastrone^a, M. Pelliccioni^{a,2}, A. Potenza^{a,b}, A. Romero^{a,b}, M. Ruspa^{a,c}, R. Sacchi^{a,b}, A. Solano^{a,b}, A. Staiano^a, U. Tamponi^a

INFN Sezione di Trieste^a, Università di Trieste^b, Trieste, Italy

S. Belforte^a, V. Candelise^{a,b}, M. Casarsa^a, F. Cossutti^{a,2}, G. Della Ricca^{a,b}, B. Gobbo^a, C. La Licata^{a,b}, M. Marone^{a,b}, D. Montanino^{a,b}, A. Penzo^a, A. Schizzi^{a,b}, A. Zanetti^a

Kangwon National University, Chunchon, Korea

T.Y. Kim, S.K. Nam

Kyungpook National University, Daegu, Korea

S. Chang, D.H. Kim, G.N. Kim, J.E. Kim, D.J. Kong, Y.D. Oh, H. Park, D.C. Son

Chonnam National University, Institute for Universe and Elementary Particles, Kwangju, Korea

J.Y. Kim, Zero J. Kim, S. Song

Korea University, Seoul, Korea

S. Choi, D. Gyun, B. Hong, M. Jo, H. Kim, T.J. Kim, K.S. Lee, S.K. Park, Y. Roh

University of Seoul, Seoul, Korea

M. Choi, J.H. Kim, C. Park, I.C. Park, S. Park, G. Ryu

Sungkyunkwan University, Suwon, Korea

Y. Choi, Y.K. Choi, J. Goh, M.S. Kim, E. Kwon, B. Lee, J. Lee, S. Lee, H. Seo, I. Yu

Vilnius University, Vilnius, Lithuania

I. Grigelionis, A. Juodagalvis

Centro de Investigacion y de Estudios Avanzados del IPN, Mexico City, Mexico

H. Castilla-Valdez, E. De La Cruz-Burelo, I. Heredia-de La Cruz³⁰, R. Lopez-Fernandez, J. Martínez-Ortega, A. Sanchez-Hernandez, L.M. Villasenor-Cendejas

Universidad Iberoamericana, Mexico City, Mexico

S. Carrillo Moreno, F. Vazquez Valencia

Benemerita Universidad Autonoma de Puebla, Puebla, Mexico

H.A. Salazar Ibarguen

Universidad Autónoma de San Luis Potosí, San Luis Potosí, Mexico

E. Casimiro Linares, A. Morelos Pineda, M.A. Reyes-Santos

University of Auckland, Auckland, New Zealand

D. Krofcheck

University of Canterbury, Christchurch, New Zealand

A.J. Bell, P.H. Butler, R. Doesburg, S. Reucroft, H. Silverwood

National Centre for Physics, Quaid-I-Azam University, Islamabad, Pakistan

M. Ahmad, M.I. Asghar, J. Butt, H.R. Hoorani, S. Khalid, W.A. Khan, T. Khurshid, S. Qazi, M.A. Shah, M. Shoaib

National Centre for Nuclear Research, Swierk, Poland

H. Bialkowska, B. Boimska, T. Frueboes, M. Górski, M. Kazana, K. Nawrocki, K. Romanowska-Rybinska, M. Szleper, G. Wrochna, P. Zalewski

Institute of Experimental Physics, Faculty of Physics, University of Warsaw, Warsaw, Poland

G. Brona, K. Bunkowski, M. Cwiok, W. Dominik, K. Doroba, A. Kalinowski, M. Konecki, J. Krolikowski, M. Misiura, W. Wolszczak

Laboratório de Instrumentação e Física Experimental de Partículas, Lisboa, PortugalN. Almeida, P. Bargassa, A. David, P. Faccioli, P.G. Ferreira Parracho, M. Gallinaro, J. Rodrigues Antunes, J. Seixas², J. Varela, P. Vischia**Joint Institute for Nuclear Research, Dubna, Russia**

P. Bunin, M. Gavrilenko, I. Golutvin, I. Gorbunov, A. Kamenev, V. Karjavin, V. Konoplyanikov, G. Kozlov, A. Lanev, A. Malakhov, V. Matveev, P. Moisenz, V. Palichik, V. Perelygin, S. Shmatov, N. Skatchkov, V. Smirnov, A. Zarubin

Petersburg Nuclear Physics Institute, Gatchina (St. Petersburg), Russia

S. Evstyukhin, V. Golovtsov, Y. Ivanov, V. Kim, P. Levchenko, V. Murzin, V. Oreshkin, I. Smirnov, V. Sulimov, L. Uvarov, S. Vavilov, A. Vorobyev, An. Vorobyev

Institute for Nuclear Research, Moscow, Russia

Yu. Andreev, A. Dermenev, S. Gninenko, N. Golubev, M. Kirsanov, N. Krasnikov, A. Pashenkov, D. Tlisov, A. Toropin

Institute for Theoretical and Experimental Physics, Moscow, Russia

V. Epshteyn, M. Erofeeva, V. Gavrilov, N. Lychkovskaya, V. Popov, G. Safronov, S. Semenov, A. Spiridonov, V. Stolin, E. Vlasov, A. Zhokin

P.N. Lebedev Physical Institute, Moscow, Russia

V. Andreev, M. Azarkin, I. Dremin, M. Kirakosyan, A. Leonidov, G. Mesyats, S.V. Rusakov, A. Vinogradov

Skobeltsyn Institute of Nuclear Physics, Lomonosov Moscow State University, Moscow, RussiaA. Belyaev, E. Boos, M. Dubinin⁷, L. Dudko, A. Ershov, A. Gribushin, V. Klyukhin, O. Kodolova, I. Lokhtin, A. Markina, S. Obraztsov, S. Petrushanko, V. Savrin, A. Snigirev

State Research Center of Russian Federation, Institute for High Energy Physics, Protvino, Russia

I. Azhgirey, I. Bayshev, S. Bitioukov, V. Kachanov, A. Kalinin, D. Konstantinov, V. Krychkin, V. Petrov, R. Ryutin, A. Sobol, L. Tourtchanovitch, S. Troshin, N. Tyurin, A. Uzunian, A. Volkov

University of Belgrade, Faculty of Physics and Vinca Institute of Nuclear Sciences, Belgrade, Serbia

P. Adzic³¹, M. Ekmedzic, D. Krpic³¹, J. Milosevic

Centro de Investigaciones Energéticas Medioambientales y Tecnológicas (CIEMAT), Madrid, Spain

M. Aguilar-Benitez, J. Alcaraz Maestre, C. Battilana, E. Calvo, M. Cerrada, M. Chamizo Llatas², N. Colino, B. De La Cruz, A. Delgado Peris, D. Domínguez Vázquez, C. Fernandez Bedoya, J.P. Fernández Ramos, A. Ferrando, J. Flix, M.C. Fouz, P. Garcia-Abia, O. Gonzalez Lopez, S. Goy Lopez, J.M. Hernandez, M.I. Josa, G. Merino, E. Navarro De Martino, J. Puerta Pelayo, A. Quintario Olmeda, I. Redondo, L. Romero, J. Santaolalla, M.S. Soares, C. Willmott

Universidad Autónoma de Madrid, Madrid, Spain

C. Albajar, J.F. de Trocóniz

Universidad de Oviedo, Oviedo, Spain

H. Brun, J. Cuevas, J. Fernandez Menendez, S. Folgueras, I. Gonzalez Caballero, L. Lloret Iglesias, J. Piedra Gomez

Instituto de Física de Cantabria (IFCA), CSIC-Universidad de Cantabria, Santander, Spain

J.A. Brochero Cifuentes, I.J. Cabrillo, A. Calderon, S.H. Chuang, J. Duarte Campderros, M. Fernandez, G. Gomez, J. Gonzalez Sanchez, A. Graziano, C. Jorda, A. Lopez Virto, J. Marco, R. Marco, C. Martinez Rivero, F. Matorras, F.J. Munoz Sanchez, T. Rodrigo, A.Y. Rodríguez-Marrero, A. Ruiz-Jimeno, L. Scodellaro, I. Vila, R. Vilar Cortabitarte

CERN, European Organization for Nuclear Research, Geneva, Switzerland

D. Abbaneo, E. Auffray, G. Auzinger, M. Bachtis, P. Baillon, A.H. Ball, D. Barney, J. Bendavid, J.F. Benitez, C. Bernet⁸, G. Bianchi, P. Bloch, A. Bocci, A. Bonato, O. Bondu, C. Botta, H. Breuker, T. Camporesi, G. Cerminara, T. Christiansen, J.A. Coarasa Perez, S. Colafranceschi³², D. d'Enterria, A. Dabrowski, A. De Roeck, S. De Visscher, S. Di Guida, M. Dobson, N. Dupont-Sagorin, A. Elliott-Peisert, J. Eugster, W. Funk, G. Georgiou, M. Giffels, D. Gigi, K. Gill, D. Giordano, M. Girone, M. Giunta, F. Glege, R. Gomez-Reino Garrido, S. Gowdy, R. Guida, J. Hammer, M. Hansen, P. Harris, C. Hartl, B. Hegner, A. Hinzmann, V. Innocente, P. Janot, E. Karavakis, K. Kousouris, K. Krajczar, P. Lecoq, Y.-J. Lee, C. Lourenço, N. Magini, M. Malberti, L. Malgeri, M. Mannelli, L. Masetti, F. Meijers, S. Mersi, E. Meschi, R. Moser, M. Mulders, P. Musella, E. Nesvold, L. Orsini, E. Palencia Cortezon, E. Perez, L. Perrozzi, A. Petrilli, A. Pfeiffer, M. Pierini, M. Pimiä, D. Piparo, M. Plagge, G. Polese, L. Quertenmont, A. Racz, W. Reece, G. Rolandi³³, C. Rovelli³⁴, M. Rovere, H. Sakulin, F. Santanastasio, C. Schäfer, C. Schwick, I. Segoni, S. Sekmen, A. Sharma, P. Siegrist, P. Silva, M. Simon, P. Sphicas³⁵, D. Spiga, M. Stoye, A. Tsiros, G.I. Veres²¹, J.R. Vlimant, H.K. Wöhri, S.D. Worm³⁶, W.D. Zeuner

Paul Scherrer Institut, Villigen, Switzerland

W. Bertl, K. Deiters, W. Erdmann, K. Gabathuler, R. Horisberger, Q. Ingram, H.C. Kaestli, S. König, D. Kotlinski, U. Langenegger, D. Renker, T. Rohe

Institute for Particle Physics, ETH Zurich, Zurich, Switzerland

F. Bachmair, L. Bäni, P. Bortignon, M.A. Buchmann, B. Casal, N. Chanon, A. Deisher, G. Dissertori, M. Dittmar, M. Donegà, M. Dünser, P. Eller, K. Freudenreich, C. Grab, D. Hits,

P. Lecomte, W. Luster mann, A.C. Marini, P. Martinez Ruiz del Arbol, N. Mohr, F. Moortgat, C. Nägeli³⁷, P. Nef, F. Nessi-Tedaldi, F. Pandolfi, L. Pape, F. Pauss, M. Peruzzi, F.J. Ronga, M. Rossini, L. Sala, A.K. Sanchez, A. Starodumov³⁸, B. Stieger, M. Takahashi, L. Tauscher[†], A. Thea, K. Theofilatos, D. Treille, C. Urscheler, R. Wallny, H.A. Weber

Universität Zürich, Zurich, Switzerland

C. Amsler³⁹, V. Chiochia, C. Favaro, M. Ivova Rikova, B. Kilminster, B. Millan Mejias, P. Otiougo va, P. Robmann, H. Snoek, S. Taroni, S. Tupputi, M. Verzetti

National Central University, Chung-Li, Taiwan

M. Cardaci, K.H. Chen, C. Ferro, C.M. Kuo, S.W. Li, W. Lin, Y.J. Lu, R. Volpe, S.S. Yu

National Taiwan University (NTU), Taipei, Taiwan

P. Bartalini, P. Chang, Y.H. Chang, Y.W. Chang, Y. Chao, K.F. Chen, C. Dietz, U. Grundler, W.-S. Hou, Y. Hsiung, K.Y. Kao, Y.J. Lei, R.-S. Lu, D. Majumder, E. Petrakou, X. Shi, J.G. Shiu, Y.M. Tzeng, M. Wang

Chulalongkorn University, Bangkok, Thailand

B. Asavapibhop, N. Suwonjandee

Cukurova University, Adana, Turkey

A. Adiguzel, M.N. Bakirci⁴⁰, S. Cerci⁴¹, C. Dozen, I. Dumanoglu, E. Eskut, S. Girgis, G. Gokbulut, E. Gurpinar, I. Hos, E.E. Kangal, A. Kayis Topaksu, G. Onengut⁴², K. Ozdemir, S. Ozturk⁴⁰, A. Polatoz, K. Sogut⁴³, D. Sunar Cerci⁴¹, B. Tali⁴¹, H. Topakli⁴⁰, M. Vergili

Middle East Technical University, Physics Department, Ankara, Turkey

I.V. Akin, T. Aliev, B. Bilin, S. Bilmis, M. Deniz, H. Gamsizkan, A.M. Guler, G. Karapinar⁴⁴, K. Ocalan, A. Ozpineci, M. Serin, R. Sever, U.E. Surat, M. Yalvac, M. Zeyrek

Bogazici University, Istanbul, Turkey

E. Gülmez, B. Isildak⁴⁵, M. Kaya⁴⁶, O. Kaya⁴⁶, S. Ozkorucuklu⁴⁷, N. Sonmez⁴⁸

Istanbul Technical University, Istanbul, Turkey

H. Bahtiyar⁴⁹, E. Barlas, K. Cankocak, Y.O. Günaydin⁵⁰, F.I. Vardarli, M. Yücel

National Scientific Center, Kharkov Institute of Physics and Technology, Kharkov, Ukraine

L. Levchuk, P. Sorokin

University of Bristol, Bristol, United Kingdom

J.J. Brooke, E. Clement, D. Cussans, H. Flacher, R. Frazier, J. Goldstein, M. Grimes, G.P. Heath, H.F. Heath, L. Kreczko, S. Metson, D.M. Newbold³⁶, K. Nirunpong, A. Poll, S. Senkin, V.J. Smith, T. Williams

Rutherford Appleton Laboratory, Didcot, United Kingdom

L. Basso⁵¹, K.W. Bell, A. Belyaev⁵¹, C. Brew, R.M. Brown, D.J.A. Cockerill, J.A. Coughlan, K. Harder, S. Harper, J. Jackson, E. Olaiya, D. Petyt, B.C. Radburn-Smith, C.H. Shepherd-Themistocleous, I.R. Tomalin, W.J. Womersley

Imperial College, London, United Kingdom

R. Bainbridge, O. Buchmuller, D. Burton, D. Colling, N. Cripps, M. Cutajar, P. Dauncey, G. Davies, M. Della Negra, W. Ferguson, J. Fulcher, D. Futyan, A. Gilbert, A. Guneratne Bryer, G. Hall, Z. Hatherell, J. Hays, G. Iles, M. Jarvis, G. Karapostoli, M. Kenzie, R. Lane, R. Lucas³⁶, L. Lyons, A.-M. Magnan, J. Marrouche, B. Mathias, R. Nandi, J. Nash, A. Nikitenko³⁸, J. Pela, M. Pesaresi, K. Petridis, M. Pioppi⁵², D.M. Raymond, S. Rogerson, A. Rose, C. Seez, P. Sharp[†], A. Sparrow, A. Tapper, M. Vazquez Acosta, T. Virdee, S. Wakefield, N. Wardle, T. Whyntie

Brunel University, Uxbridge, United Kingdom

M. Chadwick, J.E. Cole, P.R. Hobson, A. Khan, P. Kyberd, D. Leggat, D. Leslie, W. Martin, I.D. Reid, P. Symonds, L. Teodorescu, M. Turner

Baylor University, Waco, USA

J. Dittmann, K. Hatakeyama, A. Kasmi, H. Liu, T. Scarborough

The University of Alabama, Tuscaloosa, USA

O. Charaf, S.I. Cooper, C. Henderson, P. Rumerio

Boston University, Boston, USA

A. Avetisyan, T. Bose, C. Fantasia, A. Heister, P. Lawson, D. Lazic, J. Rohlf, D. Sperka, J. St. John, L. Sulak

Brown University, Providence, USA

J. Alimena, S. Bhattacharya, G. Christopher, D. Cutts, Z. Demiragli, A. Ferapontov, A. Garabedian, U. Heintz, G. Kukartsev, E. Laird, G. Landsberg, M. Luk, M. Narain, M. Segala, T. Sinthuprasith, T. Speer

University of California, Davis, Davis, USA

R. Breedon, G. Breto, M. Calderon De La Barca Sanchez, S. Chauhan, M. Chertok, J. Conway, R. Conway, P.T. Cox, R. Erbacher, M. Gardner, R. Houtz, W. Ko, A. Kopecky, R. Lander, O. Mall, T. Miceli, R. Nelson, D. Pellett, F. Ricci-Tam, B. Rutherford, M. Searle, J. Smith, M. Squires, M. Tripathi, S. Wilbur, R. Yohay

University of California, Los Angeles, USA

V. Andreev, D. Cline, R. Cousins, S. Erhan, P. Everaerts, C. Farrell, M. Felcini, J. Hauser, M. Ignatenko, C. Jarvis, G. Rakness, P. Schlein[†], E. Takasugi, P. Traczyk, V. Valuev, M. Weber

University of California, Riverside, Riverside, USA

J. Babb, R. Clare, M.E. Dinardo, J. Ellison, J.W. Gary, G. Hanson, H. Liu, O.R. Long, A. Luthra, H. Nguyen, S. Paramesvaran, J. Sturdy, S. Sumowidagdo, R. Wilken, S. Wimpenny

University of California, San Diego, La Jolla, USA

W. Andrews, J.G. Branson, G.B. Cerati, S. Cittolin, D. Evans, A. Holzner, R. Kelley, M. Lebourgeois, J. Letts, I. Macneill, B. Mangano, S. Padhi, C. Palmer, G. Petrucciani, M. Pieri, M. Sani, V. Sharma, S. Simon, E. Sudano, M. Tadel, Y. Tu, A. Vartak, S. Wasserbaech⁵³, F. Würthwein, A. Yagil, J. Yoo

University of California, Santa Barbara, Santa Barbara, USA

D. Barge, R. Bellan, C. Campagnari, M. D'Alfonso, T. Danielson, K. Flowers, P. Geffert, C. George, F. Golf, J. Incandela, C. Justus, P. Kalavase, D. Kovalskyi, V. Krutelyov, S. Lowette, R. Magaña Villalba, N. Mccoll, V. Pavlunin, J. Ribnik, J. Richman, R. Rossin, D. Stuart, W. To, C. West

California Institute of Technology, Pasadena, USA

A. Apresyan, A. Bornheim, J. Bunn, Y. Chen, E. Di Marco, J. Duarte, D. Kcira, Y. Ma, A. Mott, H.B. Newman, C. Rogan, M. Spiropulu, V. Timciuc, J. Veverka, R. Wilkinson, S. Xie, Y. Yang, R.Y. Zhu

Carnegie Mellon University, Pittsburgh, USA

V. Azzolini, A. Calamba, R. Carroll, T. Ferguson, Y. Iiyama, D.W. Jang, Y.F. Liu, M. Paulini, J. Russ, H. Vogel, I. Vorobiev

University of Colorado at Boulder, Boulder, USA

J.P. Cumalat, B.R. Drell, W.T. Ford, A. Gaz, E. Luiggi Lopez, U. Nauenberg, J.G. Smith, K. Stenson, K.A. Ulmer, S.R. Wagner

Cornell University, Ithaca, USA

J. Alexander, A. Chatterjee, N. Eggert, L.K. Gibbons, W. Hopkins, A. Khukhunaishvili, B. Kreis, N. Mirman, G. Nicolas Kaufman, J.R. Patterson, A. Ryd, E. Salvati, W. Sun, W.D. Teo, J. Thom, J. Thompson, J. Tucker, Y. Weng, L. Winstrom, P. Wittich

Fairfield University, Fairfield, USA

D. Winn

Fermi National Accelerator Laboratory, Batavia, USA

S. Abdullin, M. Albrow, J. Anderson, G. Apollinari, L.A.T. Bauerdick, A. Beretvas, J. Berryhill, P.C. Bhat, K. Burkett, J.N. Butler, V. Chetluru, H.W.K. Cheung, F. Chlebana, S. Cihangir, V.D. Elvira, I. Fisk, J. Freeman, Y. Gao, E. Gottschalk, L. Gray, D. Green, O. Gutsche, D. Hare, R.M. Harris, J. Hirschauer, B. Hooberman, S. Jindariani, M. Johnson, U. Joshi, B. Klima, S. Kunori, S. Kwan, C. Leonidopoulos⁵⁴, J. Linacre, D. Lincoln, R. Lipton, J. Lykken, K. Maeshima, J.M. Marraffino, V.I. Martinez Outschoorn, S. Maruyama, D. Mason, P. McBride, K. Mishra, S. Mrenna, Y. Musienko⁵⁵, C. Newman-Holmes, V. O'Dell, O. Prokofyev, N. Ratnikova, E. Sexton-Kennedy, S. Sharma, W.J. Spalding, L. Spiegel, L. Taylor, S. Tkaczyk, N.V. Tran, L. Uplegger, E.W. Vaandering, R. Vidal, J. Whitmore, W. Wu, F. Yang, J.C. Yun

University of Florida, Gainesville, USA

D. Acosta, P. Avery, D. Bourilkov, M. Chen, T. Cheng, S. Das, M. De Gruttola, G.P. Di Giovanni, D. Dobur, A. Drozdetskiy, R.D. Field, M. Fisher, Y. Fu, I.K. Furic, J. Hugon, B. Kim, J. Konigsberg, A. Korytov, A. Kropivnitskaya, T. Kypreos, J.F. Low, K. Matchev, P. Milenovic⁵⁶, G. Mitselmakher, L. Muniz, R. Remington, A. Rinkevicius, N. Skhirtladze, M. Snowball, J. Yelton, M. Zakaria

Florida International University, Miami, USA

V. Gaultney, S. Hewamanage, L.M. Lebolo, S. Linn, P. Markowitz, G. Martinez, J.L. Rodriguez

Florida State University, Tallahassee, USA

T. Adams, A. Askew, J. Bochenek, J. Chen, B. Diamond, S.V. Gleyzer, J. Haas, S. Hagopian, V. Hagopian, K.F. Johnson, H. Prosper, V. Veeraraghavan, M. Weinberg

Florida Institute of Technology, Melbourne, USA

M.M. Baarmand, B. Dorney, M. Hohlmann, H. Kalakhety, F. Yumiceva

University of Illinois at Chicago (UIC), Chicago, USA

M.R. Adams, L. Apanasevich, V.E. Bazterra, R.R. Betts, I. Bucinskaite, J. Callner, R. Cavanaugh, O. Evdokimov, L. Gauthier, C.E. Gerber, D.J. Hofman, S. Khalatyan, P. Kurt, F. Lacroix, D.H. Moon, C. O'Brien, C. Silkworth, D. Strom, P. Turner, N. Varelas

The University of Iowa, Iowa City, USA

U. Akgun, E.A. Albayrak⁴⁹, B. Bilki⁵⁷, W. Clarida, K. Dilsiz, F. Duru, S. Griffiths, J.-P. Merlo, H. Mermerkaya⁵⁸, A. Mestvirishvili, A. Moeller, J. Nachtman, C.R. Newsom, H. Ogul, Y. Onel, F. Ozok⁴⁹, S. Sen, P. Tan, E. Tiras, J. Wetzel, T. Yetkin⁵⁹, K. Yi

Johns Hopkins University, Baltimore, USA

B.A. Barnett, B. Blumenfeld, S. Bolognesi, D. Fehling, G. Giurgiu, A.V. Gritsan, Z.J. Guo, G. Hu, P. Maksimovic, M. Swartz, A. Whitbeck

The University of Kansas, Lawrence, USA

P. Baringer, A. Bean, G. Benelli, R.P. Kenny III, M. Murray, D. Noonan, S. Sanders, R. Stringer, J.S. Wood

Kansas State University, Manhattan, USA

A.F. Barfuss, I. Chakaberia, A. Ivanov, S. Khalil, M. Makouski, Y. Maravin, S. Shrestha, I. Svintradze

Lawrence Livermore National Laboratory, Livermore, USA

J. Gronberg, D. Lange, F. Rebassoo, D. Wright

University of Maryland, College Park, USA

A. Baden, B. Calvert, S.C. Eno, J.A. Gomez, N.J. Hadley, R.G. Kellogg, T. Kolberg, Y. Lu, M. Marionneau, A.C. Mignerey, K. Pedro, A. Peterman, A. Skuja, J. Temple, M.B. Tonjes, S.C. Tonwar

Massachusetts Institute of Technology, Cambridge, USA

A. Apyan, G. Bauer, W. Busza, E. Butz, I.A. Cali, M. Chan, V. Dutta, G. Gomez Ceballos, M. Goncharov, Y. Kim, M. Klute, Y.S. Lai, A. Levin, P.D. Luckey, T. Ma, S. Nahn, C. Paus, D. Ralph, C. Roland, G. Roland, G.S.F. Stephans, F. Stöckli, K. Sumorok, K. Sung, D. Velicanu, R. Wolf, B. Wyslouch, M. Yang, Y. Yilmaz, A.S. Yoon, M. Zanetti, V. Zhukova

University of Minnesota, Minneapolis, USA

B. Dahmes, A. De Benedetti, G. Franzoni, A. Gude, J. Haupt, S.C. Kao, K. Klapoetke, Y. Kubota, J. Mans, N. Pastika, R. Rusack, M. Sasseville, A. Singovsky, N. Tambe, J. Turkewitz

University of Mississippi, Oxford, USA

L.M. Cremaldi, R. Kroeger, L. Perera, R. Rahmat, D.A. Sanders, D. Summers

University of Nebraska-Lincoln, Lincoln, USA

E. Avdeeva, K. Bloom, S. Bose, D.R. Claes, A. Dominguez, M. Eads, R. Gonzalez Suarez, J. Keller, I. Kravchenko, J. Lazo-Flores, S. Malik, F. Meier, G.R. Snow

State University of New York at Buffalo, Buffalo, USA

J. Dolen, A. Godshalk, I. Iashvili, S. Jain, A. Kharchilava, A. Kumar, S. Rappoccio, Z. Wan

Northeastern University, Boston, USA

G. Alverson, E. Barberis, D. Baumgartel, M. Chasco, J. Haley, D. Nash, T. Orimoto, D. Trocino, D. Wood, J. Zhang

Northwestern University, Evanston, USA

A. Anastassov, K.A. Hahn, A. Kubik, L. Lusito, N. Mucia, N. Odell, B. Pollack, A. Pozdnyakov, M. Schmitt, S. Stoynev, M. Velasco, S. Won

University of Notre Dame, Notre Dame, USA

D. Berry, A. Brinkerhoff, K.M. Chan, M. Hildreth, C. Jessop, D.J. Karmgard, J. Kolb, K. Lannon, W. Luo, S. Lynch, N. Marinelli, D.M. Morse, T. Pearson, M. Planer, R. Ruchti, J. Slaunwhite, N. Valls, M. Wayne, M. Wolf

The Ohio State University, Columbus, USA

L. Antonelli, B. Bylsma, L.S. Durkin, C. Hill, R. Hughes, K. Kotov, T.Y. Ling, D. Puigh, M. Rodenburg, G. Smith, C. Vuosalo, G. Williams, B.L. Winer, H. Wolfe

Princeton University, Princeton, USA

E. Berry, P. Elmer, V. Halyo, P. Hebda, J. Hegeman, A. Hunt, P. Jindal, S.A. Koay, D. Lopes

Pegna, P. Lujan, D. Marlow, T. Medvedeva, M. Mooney, J. Olsen, P. Piroué, X. Quan, A. Raval, H. Saka, D. Stickland, C. Tully, J.S. Werner, S.C. Zenz, A. Zuranski

University of Puerto Rico, Mayaguez, USA

E. Brownson, A. Lopez, H. Mendez, J.E. Ramirez Vargas

Purdue University, West Lafayette, USA

E. Alagoz, D. Benedetti, G. Bolla, D. Bortoletto, M. De Mattia, A. Everett, Z. Hu, M. Jones, K. Jung, O. Koybasi, M. Kress, N. Leonardo, V. Maroussov, P. Merkel, D.H. Miller, N. Neumeister, I. Shipsey, D. Silvers, A. Svyatkovskiy, M. Vidal Marono, F. Wang, L. Xu, H.D. Yoo, J. Zablocki, Y. Zheng

Purdue University Calumet, Hammond, USA

S. Guragain, N. Parashar

Rice University, Houston, USA

A. Adair, B. Akgun, K.M. Ecklund, F.J.M. Geurts, W. Li, B.P. Padley, R. Redjimi, J. Roberts, J. Zabel

University of Rochester, Rochester, USA

B. Betchart, A. Bodek, R. Covarelli, P. de Barbaro, R. Demina, Y. Eshaq, T. Ferbel, A. Garcia-Bellido, P. Goldenzweig, J. Han, A. Harel, D.C. Miner, G. Petrillo, D. Vishnevskiy, M. Zielinski

The Rockefeller University, New York, USA

A. Bhatti, R. Ciesielski, L. Demortier, K. Goulios, G. Lungu, S. Malik, C. Mesropian

Rutgers, The State University of New Jersey, Piscataway, USA

S. Arora, A. Barker, J.P. Chou, C. Contreras-Campana, E. Contreras-Campana, D. Duggan, D. Ferencek, Y. Gershtein, R. Gray, E. Halkiadakis, D. Hidas, A. Lath, S. Panwalkar, M. Park, R. Patel, V. Rekovic, J. Robles, K. Rose, S. Salur, S. Schnetzer, C. Seitz, S. Somalwar, R. Stone, S. Thomas, M. Walker

University of Tennessee, Knoxville, USA

G. Cerizza, M. Hollingsworth, S. Spanier, Z.C. Yang, A. York

Texas A&M University, College Station, USA

R. Eusebi, W. Flanagan, J. Gilmore, T. Kamon⁶⁰, V. Khotilovich, R. Montalvo, I. Osipenkov, Y. Pakhotin, A. Perloff, J. Roe, A. Safonov, T. Sakuma, I. Suarez, A. Tatarinov, D. Toback

Texas Tech University, Lubbock, USA

N. Akchurin, J. Damgov, C. Dragoiu, P.R. Duderu, C. Jeong, K. Kovitangoon, S.W. Lee, T. Libeiro, I. Volobouev

Vanderbilt University, Nashville, USA

E. Appelt, A.G. Delannoy, S. Greene, A. Gurrola, W. Johns, C. Maguire, Y. Mao, A. Melo, M. Sharma, P. Sheldon, B. Snook, S. Tuo, J. Velkovska

University of Virginia, Charlottesville, USA

M.W. Arenton, S. Boutle, B. Cox, B. Francis, J. Goodell, R. Hirosky, A. Ledovskoy, C. Lin, C. Neu, J. Wood

Wayne State University, Detroit, USA

S. Gollapinni, R. Harr, P.E. Karchin, C. Kottachchi Kankanamge Don, P. Lamichhane, A. Sakharov

University of Wisconsin, Madison, USA

M. Anderson, D.A. Belknap, L. Borrello, D. Carlsmith, M. Cepeda, S. Dasu, E. Friis, K.S. Grogg, M. Grothe, R. Hall-Wilton, M. Herndon, A. Hervé, K. Kaadze, P. Klabbers, J. Klukas, A. Lanaro, C. Lazaridis, R. Loveless, A. Mohapatra, M.U. Mozer, I. Ojalvo, G.A. Pierro, I. Ross, A. Savin, W.H. Smith, J. Swanson

†: Deceased

- 1: Also at Vienna University of Technology, Vienna, Austria
- 2: Also at CERN, European Organization for Nuclear Research, Geneva, Switzerland
- 3: Also at Institut Pluridisciplinaire Hubert Curien, Université de Strasbourg, Université de Haute Alsace Mulhouse, CNRS/IN2P3, Strasbourg, France
- 4: Also at National Institute of Chemical Physics and Biophysics, Tallinn, Estonia
- 5: Also at Skobeltsyn Institute of Nuclear Physics, Lomonosov Moscow State University, Moscow, Russia
- 6: Also at Universidade Estadual de Campinas, Campinas, Brazil
- 7: Also at California Institute of Technology, Pasadena, USA
- 8: Also at Laboratoire Leprince-Ringuet, Ecole Polytechnique, IN2P3-CNRS, Palaiseau, France
- 9: Also at Suez Canal University, Suez, Egypt
- 10: Also at Cairo University, Cairo, Egypt
- 11: Also at Fayoum University, El-Fayoum, Egypt
- 12: Also at Helwan University, Cairo, Egypt
- 13: Also at British University in Egypt, Cairo, Egypt
- 14: Now at Ain Shams University, Cairo, Egypt
- 15: Also at National Centre for Nuclear Research, Swierk, Poland
- 16: Also at Université de Haute Alsace, Mulhouse, France
- 17: Also at Joint Institute for Nuclear Research, Dubna, Russia
- 18: Also at Brandenburg University of Technology, Cottbus, Germany
- 19: Also at The University of Kansas, Lawrence, USA
- 20: Also at Institute of Nuclear Research ATOMKI, Debrecen, Hungary
- 21: Also at Eötvös Loránd University, Budapest, Hungary
- 22: Also at Tata Institute of Fundamental Research - HECR, Mumbai, India
- 23: Now at King Abdulaziz University, Jeddah, Saudi Arabia
- 24: Also at University of Visva-Bharati, Santiniketan, India
- 25: Also at University of Ruhuna, Matara, Sri Lanka
- 26: Also at Sharif University of Technology, Tehran, Iran
- 27: Also at Isfahan University of Technology, Isfahan, Iran
- 28: Also at Plasma Physics Research Center, Science and Research Branch, Islamic Azad University, Tehran, Iran
- 29: Also at Università degli Studi di Siena, Siena, Italy
- 30: Also at Universidad Michoacana de San Nicolas de Hidalgo, Morelia, Mexico
- 31: Also at Faculty of Physics, University of Belgrade, Belgrade, Serbia
- 32: Also at Facoltà Ingegneria, Università di Roma, Roma, Italy
- 33: Also at Scuola Normale e Sezione dell'INFN, Pisa, Italy
- 34: Also at INFN Sezione di Roma, Roma, Italy
- 35: Also at University of Athens, Athens, Greece
- 36: Also at Rutherford Appleton Laboratory, Didcot, United Kingdom
- 37: Also at Paul Scherrer Institut, Villigen, Switzerland
- 38: Also at Institute for Theoretical and Experimental Physics, Moscow, Russia
- 39: Also at Albert Einstein Center for Fundamental Physics, Bern, Switzerland
- 40: Also at Gaziosmanpasa University, Tokat, Turkey

-
- 41: Also at Adiyaman University, Adiyaman, Turkey
42: Also at Cag University, Mersin, Turkey
43: Also at Mersin University, Mersin, Turkey
44: Also at Izmir Institute of Technology, Izmir, Turkey
45: Also at Ozyegin University, Istanbul, Turkey
46: Also at Kafkas University, Kars, Turkey
47: Also at Suleyman Demirel University, Isparta, Turkey
48: Also at Ege University, Izmir, Turkey
49: Also at Mimar Sinan University, Istanbul, Istanbul, Turkey
50: Also at Kahramanmaras Sütcü Imam University, Kahramanmaras, Turkey
51: Also at School of Physics and Astronomy, University of Southampton, Southampton, United Kingdom
52: Also at INFN Sezione di Perugia; Università di Perugia, Perugia, Italy
53: Also at Utah Valley University, Orem, USA
54: Now at University of Edinburgh, Scotland, Edinburgh, United Kingdom
55: Also at Institute for Nuclear Research, Moscow, Russia
56: Also at University of Belgrade, Faculty of Physics and Vinca Institute of Nuclear Sciences, Belgrade, Serbia
57: Also at Argonne National Laboratory, Argonne, USA
58: Also at Erzincan University, Erzincan, Turkey
59: Also at Yildiz Technical University, Istanbul, Turkey
60: Also at Kyungpook National University, Daegu, Korea