

The universal Higgs fit

Pier Paolo Giardino,^{a,b} Kristjan Kannike,^{c,d} Isabella Masina,^{e,f} Martti Raidal^{d,g} and Alessandro Strumia^{a,d}

^a*Dipartimento di Fisica, Università di Pisa and INFN, Italy*

^b*CERN, Theory Division, CH-1211 Geneva 23, Switzerland*

^c*Scuola Normale Superiore and INFN, Piazza dei Cavalieri 7, 56126 Pisa, Italy*

^d*National Institute of Chemical Physics and Biophysics, R  vala 10, Tallinn, Estonia*

^e*Dipartimento di Fisica e Scienze della Terra dell'Universit   di Ferrara and INFN, Italy*

^f*CP³-Origins and DIAS, Southern Denmark University, Denmark*

^g*Institute of Physics, University of Tartu, Estonia*

E-mail: pierpaolo.giardino@pi.infn.it, kristjan.kannike@cern.ch, masina@fe.infn.it, martti.raidal@cern.ch, astrumia@mail.df.unipi.it

ABSTRACT: We perform a state-of-the-art global fit to all Higgs data. We synthesise them into a ‘universal’ form, which allows to easily test any desired model. We apply the proposed methodology to extract from data the Higgs branching ratios, production cross sections, couplings and to analyse composite Higgs models, models with extra Higgs doublets, supersymmetry, extra particles in the loops, anomalous top couplings, and invisible Higgs decays into Dark Matter. Best fit regions lie around the Standard Model predictions and are well approximated by our ‘universal’ fit. Latest data exclude the dilaton as an alternative to the Higgs, and disfavour fits with negative Yukawa couplings. We derive for the first time the SM Higgs boson mass from the measured rates, rather than from the peak positions, obtaining $M_h = 124.4 \pm 1.6$ GeV.

KEYWORDS: Higgs Physics, Beyond Standard Model, Standard Model

ARXIV EPRINT: [1303.3570](https://arxiv.org/abs/1303.3570)

Contents

1	Introduction	1
2	The data	2
3	Reconstructing the Higgs mass	5
4	The universal Higgs fit	6
4.1	Universal fit to small new physics effects	7
5	Model-dependent Higgs fits	9
5.1	Higgs production cross sections	9
5.2	Higgs couplings	9
5.3	Composite Higgs models	10
5.4	New physics only in the loop processes	11
5.5	Models with two Higgs doublets	14
5.6	Supersymmetry	15
5.7	Data prefer the Higgs to the dilaton	16
5.8	Higgs boson invisible width	17
5.9	Dark Matter models	18
6	Discussion and conclusions	19
A	New physics contributions to loop processes	21

1 Introduction

After the discovery of a new particle around 125.5 GeV announced by the ATLAS [1] and CMS [2] LHC collaborations during 2012, all LHC and Tevatron collaborations presented at the Moriond 2013 conference their new results based on the full collected data. These include the most important $\gamma\gamma$, ZZ^* and WW^* channels as well as updates to the fermionic channels. Such results will stay with us for next two years until LHC with full energy starts operating. Therefore it is the right moment to analyse their implications.

We want to know if the new particle is the long-awaited Standard Model (SM) Higgs boson [3–6]. On one side, the experimental collaborations are measuring its discrete quantum numbers to check if it is a scalar. On the other side, various theoretical groups [7–36] started to approximatively reconstruct from data its production cross section and its decay modes and consequently its couplings to check if they agree with the SM predictions or with other models beyond the SM. Clearly, this is a more significant test that can be precisely done only by the experimental collaborations, which indeed started to present analyses

along these lines. However these experimental fits, presented in the form of likelihood plots within a few specific beyond-the-SM models, are of little use to theorists who are interested in different models.

We here propose how experimental collaborations could report their results in a model-independent and useful way, such that these results would be readily and reliably used by theorists who want to test any desired model. The new ingredient that we introduce and that allows for this simplification is the assumption that new physics can be approximated as a first-order perturbation with respect to the SM predictions. We find that this assumption is increasingly supported by measurements, that agree with the SM with precisions around the 20% level.

Such results, obtained after two years of LHC operation and with only 25/fb data per experiment, imply severe constraints on models where the Higgs boson is a portal to new physics. We analyse several models and rule out alternative scenarios to the Higgs boson.

The paper is organised as follows. In section 2 we present the data and our fitting procedure. In section 3 we derive the first measurement of the Higgs mass from the rates, rather than from the position of the peaks in the $\gamma\gamma$ and ZZ invariant mass distributions. In section 4 we present the ‘universal’ format for data mentioned above. Next, in section 5 we present fits in various specific models, updating our previous results [37, 38] and comparing the full fit to the simplified ‘universal’ fit to verify that it is a good approximation. We fit Higgs cross sections in section 5.1, Higgs couplings in 5.2, composite Higgs models in 5.3, new physics in loops in 5.4, two Higgs doublet models in 5.5, the MSSM in 5.6, the dilaton in 5.7, the Higgs invisible width in 5.8 and models where DM couples to the Higgs in 5.9. In section 6 we summarise the results and draw our conclusions.

2 The data

Searches for the SM Higgs boson have been carried out in proton-proton collisions at $\sqrt{s} = 7$ (2011 data) and 8 TeV (2012 data) with about 25/fb of total integrated luminosity at the LHC and in proton-antiproton collisions at $\sqrt{s} = 1.96$ TeV at the Tevatron.

There are four main production modes for Higgs boson from pp collisions. The gluon-gluon fusion production mode has the largest cross section, followed in turn by vector boson fusion (VBF), associated Wh and Zh production, and production in association with top quarks, $t\bar{t}h$. The cross sections for the Higgs boson production modes and the decay branching fractions, together with their uncertainties, are taken from [39–44].

Our updated analysis uses the new data presented at the Moriond 2013 conference by the CMS, ATLAS and Tevatron collaborations [45–50] in the following five decay modes: $\gamma\gamma$ [51, 52], ZZ^* (followed by ZZ^* decays to $4\ell, 2\ell 2\nu, 2\ell 2q, 2\ell 2\tau$) [53, 54], WW^* (followed by WW^* decays to $l\nu l\nu, l\nu qq$) [46, 47, 55–57], $\tau^+\tau^-$ (followed by leptonic and hadronic decays of the τ -leptons) [58, 59] (we include the CMS $\tau^+\tau^-$ results updated at the end of 2013 [60]) and $b\bar{b}$ [50, 61, 62] (the ATLAS $b\bar{b}$ result was updated at the EPS HEP 2013 [63]), and the first tentative measurements in the $\mu^+\mu^-$ [64], $Z\gamma$ [65, 66] and WWW [67] channels, as well as their combination [68–70]. We also include the $t\bar{t}h$ rate presented by ATLAS at the

Moriond 2014 conference [71]. Here and throughout, ℓ stands for electrons or muons and q for quarks.

For a given Higgs boson mass, the search sensitivity depends on the production cross section of the Higgs boson, its decay branching fraction into the chosen final state, the signal selection efficiency, the mass resolution, and the level of standard model backgrounds in the same or a similar final state. For low values of the Higgs boson mass, the $h \rightarrow \gamma\gamma$ and $h \rightarrow ZZ^* \rightarrow 4\ell$ channels play a special role due to the excellent mass resolution for the reconstructed diphoton and four-lepton final states, respectively. The $h \rightarrow WW^* \rightarrow \ell\nu\ell\nu$ channel provides high sensitivity but has relatively poor mass resolution due to the presence of neutrinos in the final state. The sensitivity in the $b\bar{b}$ and $\tau^+\tau^-$ decay modes is reduced due to the large backgrounds and poor mass resolutions.

We include in our data-set all exclusive $\gamma\gamma$ and $\tau\tau$ sub-categories described by the experimental collaborations by telling how much each Higgs production channel in the SM contributes to the various rates. Such information is fully included in our analysis. We adopt the latest $\gamma\gamma$ data MultiVariate Analysis (MVA) from CMS. The two CMS $\gamma\gamma$ analyses (cut-based and MVA) show different signal rates (compatible within 1σ), and the latter one is closer to the SM. We combine all experiments finding an average $\gamma\gamma$ rate very close to the SM prediction. Consequently our results differ from previous analyses [7–36] performed without including the latest CMS $\gamma\gamma$ data.

This is an important issue because, while most of the presented LHC results are consistent with the SM predictions within experimental errors, there are a few unexpected new developments that warrant additional discussion. The most important of them is the discrepancy between the ATLAS and CMS results in the $h \rightarrow \gamma\gamma$ channels. With full integrated luminosity datasets, ATLAS finds an overall rate of 1.65 ± 0.34 , higher than the SM prediction of 1, and higher than the CMS result of 0.80 ± 0.30 . The two measurements are compatible within 2σ . Finally, the two Higgs boson mass determinations in ATLAS, from the peaks in the $\gamma\gamma$ and ZZ channels, differ by 2σ . Both experiments have cross checked their analyses and reached conclusions that these deviations appear to be due to statistical fluctuations of both signal and background. This conclusion implies that: (i) combining all data in a global fit is meaningful and increases the precision; (ii) selecting instead any single measurement, for example the ATLAS excess in $\gamma\gamma$, is not justified and would introduce a bias in the data.

The experimental collaborations report Higgs boson rates R in units of the central value of the SM prediction. Their results could be fully encoded in a likelihood $\mathcal{L}(R, M_h)$, but only a limited amount of information is reported by the experiments. Often the experimental collaborations report the measured rates as $R^{\text{exp}} \pm R^{\text{err}}$: we use the results in this form whenever available. Sometimes collaborations only report the upper bounds on rates at 95% C.L., $R_{\text{observed}}^{\text{limit}}$, and the expected upper bound at 95% C.L. in absence of a Higgs boson signal, $R_{\text{expected}}^{\text{limit}}$, as function of the Higgs boson mass m_h . Assuming that the $\chi^2 = -2 \ln \mathcal{L}$ has a Gaussian form in R , these two experimental informations allow one to extract the mean R^{exp} and the standard deviation R^{err} as $R^{\text{exp}} = R_{\text{observed}}^{\text{limit}} - R_{\text{expected}}^{\text{limit}}$ and $R^{\text{err}} = R_{\text{expected}}^{\text{limit}}/1.96$, where 1.96 arises because 95% confidence level corresponds to about

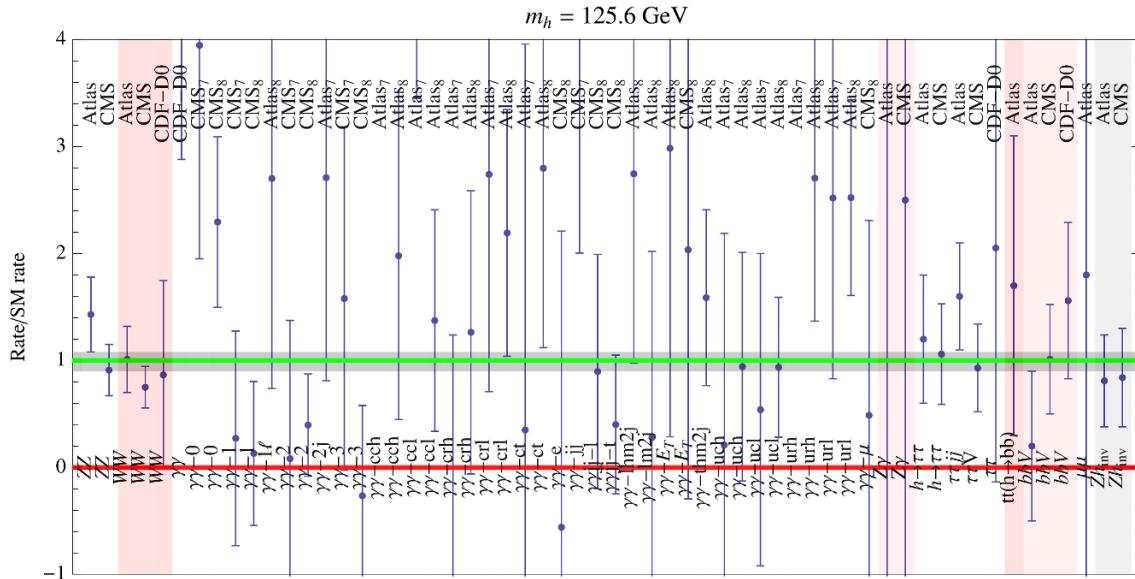


Figure 1. Measured Higgs boson rates at ATLAS, CMS, CDF, D0 and their average (horizontal gray band at $\pm 1\sigma$). Here 0 (red line) corresponds to no Higgs boson, 1 (green line) to the SM Higgs boson (including the latest data point, which describes the invisible Higgs rate).

2 standard deviations [37].¹ The χ^2 is approximated as

$$\chi^2 = \sum_I \frac{(R_I^{\text{exp}} - 1)^2}{(R_I^{\text{err}})^2}, \quad (2.1)$$

where the sum runs over all measured Higgs boson rates I .

The theoretical uncertainties on the Higgs production cross sections σ_j start to be non-negligible and affect the observed rates in a correlated way.² We take into account such correlations in the following way. We subtract from the total uncertainty R_I^{err} the theoretical component due to the uncertainty in the production cross sections, obtaining the purely experimental uncertainty, $R_I^{\text{err-exp}}$. The theoretical error is reinserted by defining a χ^2 which depends on the production cross sections σ_j ,

$$\chi^2 = \sum_I \frac{(R_I^{\text{exp}} - R_I^{\text{th}}(\sigma_j))^2}{(R_I^{\text{err-exp}})^2} + \sum_j \frac{(\sigma_j - \sigma_j^{\text{th}})^2}{(\sigma_j^{\text{err}})^2}, \quad (2.2)$$

and marginalising it with respect to the free parameters σ_j , constrained to have a central value σ_j^{th} and an uncertainty σ_j^{err} given e.g. at $\sqrt{s} = 8$ TeV by [39–44]

$$\sigma(pp \rightarrow h)_{\text{th}} = (19.4 \pm 2.8) \text{ pb}, \quad \sigma(pp \rightarrow jjh)_{\text{th}} = (1.55 \pm 0.04) \text{ pb}, \quad (2.3)$$

$$\sigma(pp \rightarrow Wh)_{\text{th}} = (0.68 \pm 0.03) \text{ pb}, \quad \sigma(pp \rightarrow Zh)_{\text{th}} = (0.39 \pm 0.02) \text{ pb}, \quad (2.4)$$

$$\sigma(pp \rightarrow t\bar{t}h)_{\text{th}} = (0.128 \pm 0.018) \text{ pb}. \quad (2.5)$$

¹A similar procedure was described by Azatov et al. in [7].

²Note that the size of the theory uncertainty depends on the applied cuts, and that the scaling of the production cross section to yield the best-fit value relative to the theoretical central value may be different for very different sets of selection cuts (due to the QCD and PDF uncertainties).

See also [72]. We neglect the relatively small uncertainties on the SM theoretical predictions for Higgs branching ratios, dominated by a 4% uncertainty on the $h \rightarrow b\bar{b}$ width.

We summarise all data in figure 1 together with their 1σ error-bars. The grey band shows the $\pm 1\sigma$ range for the naive weighted average of all rates: 0.99 ± 0.09 . It lies along the SM prediction of 1 (horizontal green line) and is almost 10σ away from 0 (the horizontal red line is the background-only rate expected in the absence of a Higgs boson).

3 Reconstructing the Higgs mass

The CMS and ATLAS collaborations reported measurements of the pole Higgs mass M_h obtained as the position of the peaks observed in the invariant mass of the $h \rightarrow \gamma\gamma$ and $h \rightarrow ZZ \rightarrow 4\ell$ distributions:

$$M_h = 125.7 \pm 0.4 \text{ GeV} = \begin{cases} 125.4 \pm 0.5_{\text{stat}} \pm 0.6_{\text{syst}} & \text{GeV CMS } \gamma\gamma \\ 125.8 \pm 0.5_{\text{stat}} \pm 0.2_{\text{syst}} & \text{GeV CMS } ZZ \\ 126.8 \pm 0.2_{\text{stat}} \pm 0.7_{\text{syst}} & \text{GeV ATLAS } \gamma\gamma \\ 124.3 \pm 0.6_{\text{stat}} \pm 0.4_{\text{syst}} & \text{GeV ATLAS } ZZ \end{cases} \quad (3.1)$$

These measurements are mutually compatible, and the uncertainty is small enough that in the subsequent fits to rates we can fix M_h to its combined best-fit value. We combined all uncertainties in quadrature, using the standard Gaussian error propagation and neglecting correlations among systematic uncertainties. The averages within each experiment agree with those reported by the experiments. The ATLAS collaboration reports the combined value for the Higgs mass, based on the $\gamma\gamma$ and ZZ channels, as $M_h = 125.5 \pm 0.2_{\text{stat}}^{+0.5}_{-0.6_{\text{syst}}}$ (best fit signal strength $R = 1.43 \pm 0.16_{\text{stat}} \pm 0.14_{\text{syst}}$) [73], whereas CMS gives $M_h = 125.7 \pm 0.3_{\text{stat}} \pm 0.3_{\text{syst}}$ based on $\gamma\gamma$, ZZ , WW , $\tau\tau$ and $b\bar{b}$ (best fit signal strength $R = 0.80 \pm 0.14$) [74]. Averaging these mass values reproduces the M_h of eq. (3.1).

We here discuss how the Higgs mass can be independently measured, with a larger uncertainty, by requiring that the measured rates agree with their SM predictions within their uncertainties. Such predictions have a dependence on the Higgs mass that, around 125 GeV, can be approximated as

$$\sigma(pp \rightarrow X) \approx \sigma(pp \rightarrow X)_{M_h=125 \text{ GeV}} \times [1 + c_X \times (M_h - 125 \text{ GeV})]. \quad (3.2)$$

In table 1 we list the values of the coefficients c_X and of the measured rates for the various processes averaging all experiments, as well as the Higgs mass indirectly derived from such rates. We see that the single best indirect determination of M_h comes from the $h \rightarrow WW$ rates, that presently have no sensitivity to M_h if one wants to measure it from a mass peak. We see that best indirect determinations of M_h comes from the $h \rightarrow WW$ rates (which presently have no sensitivity to M_h if one wants to measure it from a mass peak) and from $h \rightarrow ZZ$. On the other hand, the $h \rightarrow \gamma\gamma$ signal that offers the best peak measurement of M_h has very little indirect sensitivity to M_h , because the $\gamma\gamma$ rate happens to have a weak dependence on M_h . Averaging over all channels we find

$$M_h = 124.4 \pm 1.6 \text{ GeV} \quad (\text{Higgs mass extracted from the rates, assuming the SM}) \quad (3.3)$$

Process X	$h \rightarrow WW$	$h \rightarrow ZZ$	$h \rightarrow \gamma\gamma$	$Vh \rightarrow Vbb$	$h \rightarrow \tau\tau$
Sensitivity c_X	6.4%/ GeV	7.8%/ GeV	-1.5%/ GeV	-5.4%/ GeV	-4.1%/ GeV
Measured rate/SM	0.82 ± 0.16	1.08 ± 0.20	1.07 ± 0.19	0.93 ± 0.36	1.17 ± 0.24
Higgs mass in GeV	122.8 ± 2.5	126.5 ± 2.5	121 ± 12	127 ± 7	121 ± 6

Table 1. Determinations of the Higgs mass from the measured Higgs rates, assuming the SM predictions for such rates. We do not use here the independent determination of the Higgs mass from the peak positions in the $\gamma\gamma$ and ZZ energy spectra.

which is compatible with the determination of the pole Higgs mass obtained in a model-independent way from the positions of the peaks.

4 The universal Higgs fit

We perform the most generic fit in terms of a particle h with couplings to pairs of $t, b, \tau, W, Z, g, \gamma$ equal to $r_t, r_b, r_\tau, r_W, r_Z, r_g, r_\gamma$ in units of the SM Higgs coupling.³ This means, for example, that the coupling to the top is given by $r_t(m_t/V)h\bar{t}t$, where $r_t = 1$ in the SM and $V = 246$ GeV (from the measurement of the Fermi constant [76]) is the Higgs vacuum expectation value. Similarly, the $h\gamma\gamma$ coupling is assumed to be r_γ times its SM prediction. In the SM this couplings first arises at one loop level. Experiments are starting to probe also the $h\bar{\mu}\mu$ and the $hZ\gamma$ effective couplings, so that also the corresponding r_μ and $r_{Z\gamma}$ parameters will start to be measured. This discussion can be summarised by the following effective Lagrangian:

$$\begin{aligned} \mathcal{L}_h = & r_t \frac{m_t}{V} h\bar{t}t + r_b \frac{m_b}{V} h\bar{b}b + r_\tau \frac{m_\tau}{V} h\bar{\tau}\tau + r_\mu \frac{m_\tau}{V} h\bar{\mu}\mu + r_Z \frac{M_Z^2}{V} hZ_\mu^2 + r_W \frac{2M_W^2}{V} hW_\mu^+ W_\mu^- + \\ & + r_\gamma c_{\text{SM}}^{\gamma\gamma} \frac{\alpha}{\pi V} hF_{\mu\nu}F_{\mu\nu} + r_g c_{\text{SM}}^{gg} \frac{\alpha_s}{12\pi V} hG_{\mu\nu}^a G_{\mu\nu}^a + r_{Z\gamma} c_{\text{SM}}^{Z\gamma} \frac{\alpha}{\pi V} hF_{\mu\nu}Z_{\mu\nu}. \end{aligned} \quad (4.1)$$

The various SM loop coefficients c_{SM} are summarised in appendix A. This Lagrangian is often written in a less intuitive but practically equivalent form by either using $SU(2)_L \otimes U(1)_Y$ -invariant effective operators, or assuming that the Higgs is the pseudo-Goldstone boson of a spontaneously broken global symmetry and writing its chiral effective theory [7–36]. We do not consider a modified Higgs coupling to charm quarks, given that $h \rightarrow c\bar{c}$ decays at LHC are hidden by the QCD background. While we cannot exclude that new physics affects $h \rightarrow c\bar{c}$ much more than all other Higgs properties, for simplicity we proceed by discarding this possibility.

Furthermore, we take into account the possibility of Higgs decays into invisible particles X , such as Dark Matter or neutrinos [77], with branching ratio BR_{inv} . In almost all measured rates (with the exception of the last data-point in figure 1: the direct measurement of the invisible Higgs width) BR_{inv} is equivalent to a common reduction r of all the other Higgs couplings, $\text{BR}_{\text{inv}} \simeq 1 - r^2$, such that BR_{inv} is indirectly probed by data [37]. The

³The r_i are equivalent to the κ_i parametrisation as defined in [75].

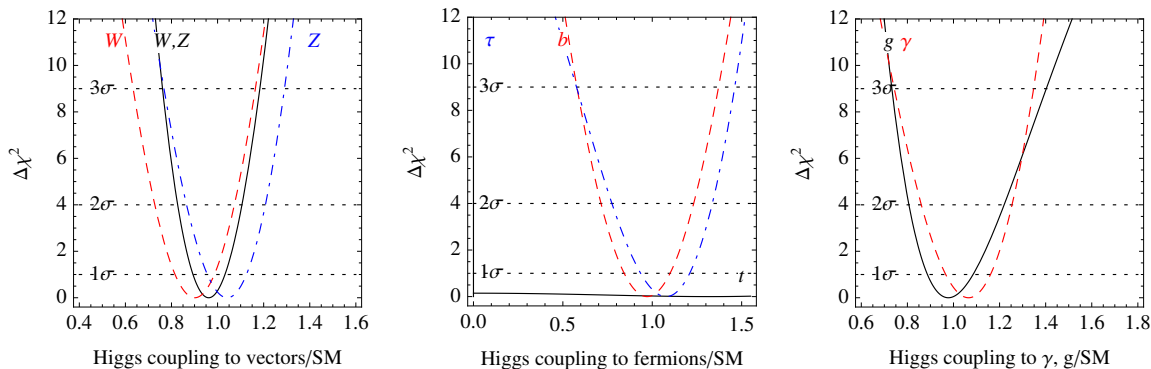


Figure 2. χ^2 as function of the model-independent Higgs couplings r_i to the various SM particles, varying them one-by-one (the others are set to unity).

only observable that directly probes an invisible Higgs width is the $pp \rightarrow Zh \rightarrow \ell^+ \ell^- \bar{X} X$ rate measured by ATLAS [78, 79] and CMS [80], which implies

$$\text{BR}_{\text{inv}} = -0.18 \pm 0.31. \tag{4.2}$$

Any possible new-physics model can be described as specific values of the r_i parameters. Several examples are provided in section 5.

Following the procedure described in the previous section, we approximatively extract from data the function

$$\chi^2(r_t, r_b, r_\tau, r_W, r_Z, r_g, r_\gamma, r_{Z\gamma}, r_\mu, \text{BR}_{\text{inv}}), \tag{4.3}$$

which describes all the information contained in Higgs data. We find $\chi^2 = 58.3$ at the best fit (58 data points, 10 free parameters), marginally better than the SM fit, $\chi^2_{\text{SM}} = 62.4$ (no free parameters).

4.1 Universal fit to small new physics effects

The universal χ^2 of eq. (4.3) has a too complicated form to be reported analytically, and depends on too many variables to be reported in numerical form, such as plots or tables. For these reasons, previous analyses [7–38] focused on particular BSM models with a reduced number of parameters. For example, figure 2 shows the fit as function of each r_i , setting all others to their SM values of unity: we see that the χ^2 are approximately parabolic.

We here observe that Higgs data are converging towards the SM predictions with small errors, thereby it is time to start making the approximation

$$r_i = 1 + \epsilon_i \quad \text{with} \quad \epsilon_i \text{ small} \tag{4.4}$$

and $\text{BR}_{\text{inv}} = \epsilon_{\text{inv}}$. The observable rates R_I are computed at first order in ϵ_i , and consequently the χ^2 is expanded up to second order in ϵ_i . As well known, this Gaussian approximation is a great simplification; for example marginalisations over nuisance parameters just becomes minimisation, which preserves the Gaussian form. Figure 2 suggests

that this approximation already seems reasonably good, particularly in the range of 1 or 2 standard deviations from the central value.

For LHC at 8 TeV the main observables are approximated as

$$\begin{aligned}
 R_{h \rightarrow WW} &= 1 - 1.14\epsilon_b + 1.58\epsilon_g - \epsilon_{\text{inv}} - 0.04\epsilon_t + 1.72\epsilon_W + 0.02\epsilon_Z - 0.13\epsilon_\tau \\
 R_{h \rightarrow ZZ} &= 1 - 1.14\epsilon_b + 1.58\epsilon_g - \epsilon_{\text{inv}} - 0.04\epsilon_t - 0.28\epsilon_W + 2.02\epsilon_Z - 0.13\epsilon_\tau \\
 R_{h \rightarrow \tau\tau} &= 1 - 1.14\epsilon_b + 1.58\epsilon_g - \epsilon_{\text{inv}} - 0.04\epsilon_t - 0.28\epsilon_W + 0.02\epsilon_Z + 1.87\epsilon_\tau \\
 R_{h \rightarrow \gamma\gamma} &= 1 - 1.14\epsilon_b + 1.58\epsilon_g - \epsilon_{\text{inv}} - 0.04\epsilon_t - 0.45\epsilon_W - 0.06\epsilon_Z - 0.13\epsilon_\tau + 2\epsilon_\gamma \\
 R_{h \rightarrow bb} &= 1 + 0.86\epsilon_b + 1.58\epsilon_g - \epsilon_{\text{inv}} - 0.04\epsilon_t - 0.28\epsilon_W + 0.02\epsilon_Z - 0.13\epsilon_\tau \\
 R_{V(h \rightarrow bb)} &= 1 + 0.86\epsilon_b - 0.17\epsilon_g - \epsilon_{\text{inv}} - 0.05\epsilon_t + 0.83\epsilon_W + 0.67\epsilon_Z - 0.13\epsilon_\tau,
 \end{aligned} \tag{4.5}$$

where these expressions have been obtained by performing a first-order Taylor expansion in all the ϵ parameters of the full non-linear expressions. For all observables but the last one, we have assumed the total Higgs production cross section. When fitting the many real observables, we take into account the relative contribution of each production cross section, as determined by experimental cuts. For $h \rightarrow \gamma\gamma$ we here considered the gluon fusion production channel, and this makes the coefficients of $\epsilon_{Z,W}$ somehow different from the other channels. The full χ^2 can now be reported in a simple form. Indeed the χ^2 is a quadratic function of the ϵ_i , and it is usually written as

$$\chi^2 = \sum_{i,j} (\epsilon_i - \mu_i) (\sigma^2)_{ij}^{-1} (\epsilon_j - \mu_j), \quad \text{where} \quad (\sigma^2)_{ij} = \sigma_i \rho_{ij} \sigma_j, \tag{4.6}$$

in terms of the mean values μ_i of each parameter ϵ_i , of its error σ_i and in terms of the correlation matrix ρ_{ij} . We believe that this is the most useful form in which experimental collaborations could report their results. From our approximated analysis of LHC and Tevatron [50] data we obtain:

$$\begin{aligned}
 \epsilon_b &= -0.19 \pm 0.30 \\
 \epsilon_g &= -0.21 \pm 0.22 \\
 \epsilon_{\text{inv}} &= -0.19 \pm 0.25 \\
 \epsilon_W &= -0.15 \pm 0.14 \\
 \epsilon_Z &= -0.01 \pm 0.13 \\
 \epsilon_\gamma &= -0.03 \pm 0.16 \\
 \epsilon_\tau &= +0.00 \pm 0.18
 \end{aligned}
 \quad \rho = \begin{pmatrix}
 1 & 0.73 & 0.14 & 0.53 & 0.45 & 0.57 & 0.62 \\
 0.73 & 1 & 0.51 & 0.44 & 0.27 & 0.44 & 0.59 \\
 0.14 & 0.51 & 1 & 0.59 & 0.43 & 0.52 & 0.47 \\
 0.53 & 0.44 & 0.59 & 1 & 0.67 & 0.70 & 0.54 \\
 0.45 & 0.27 & 0.43 & 0.67 & 1 & 0.61 & 0.49 \\
 0.57 & 0.44 & 0.52 & 0.70 & 0.61 & 1 & 0.58 \\
 0.62 & 0.59 & 0.47 & 0.54 & 0.49 & 0.58 & 1
 \end{pmatrix} \tag{4.7}$$

We have not reported the central value of $r_t = 1 + \epsilon_t$, of $\epsilon_{Z\gamma}$ and of ϵ_μ because they presently are known only up to uncertainties much larger than 1. Future searches for $t\bar{t}h$ production, for $h \rightarrow Z\gamma$ and for $h \rightarrow \mu^+\mu^-$ will improve the situation.

In many models the Higgs couplings to vectors satisfy $\epsilon_W = \epsilon_Z$, because of $SU(2)_L$ invariance. Furthermore, in many models LEP precision data force ϵ_W and ϵ_Z to be very close to 0. This restriction can of course be implemented by just setting these parameters to be equal or vanishing in the quadratic χ^2 .

Since the uncertainties on the ϵ_i parameters are now smaller than 1, the universal approximation starts to be accurate. In the next sections, where we analyze several specific

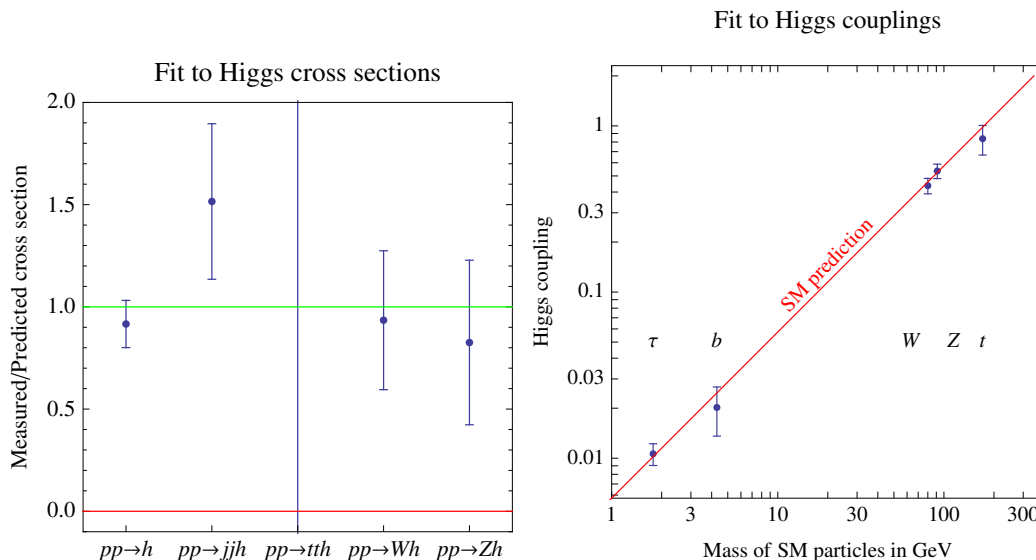


Figure 3. *Left:* reconstruction of the Higgs production cross sections in units of the SM prediction. *Right:* reconstruction of the Higgs couplings to the t, Z, W, b, τ , assuming that no new particles exist. The SM predicts a proportionality between the Higgs couplings and the masses of the fermions and the squared masses of the vector bosons (diagonal line).

models, we will systematically compare our full numerical fit (plotting best fit regions in yellow with continuous contours at the 90 and 99% C.L.) with the universal approximation (best fit ellipsoidal regions in gray with dotted contours, at the same confidence levels).

5 Model-dependent Higgs fits

5.1 Higgs production cross sections

Assuming the SM predictions for Higgs decay fractions, we extract from the data the Higgs production cross sections. Given that measured rates of various exclusive and inclusive Higgs channels agree with their SM predictions, we find that production cross sections also agree with SM predictions, as shown in the left panel of figure 3. As expected, the most precisely probed cross section is the dominant one, $\sigma(pp \rightarrow h)$. At the opposite extremum $\sigma(pp \rightarrow jjh)$ is still largely unknown. The uncertainties on the reconstructed cross sections are correlated, although we do not report the correlation matrix.

5.2 Higgs couplings

We here extract from data the Higgs boson couplings to vectors and fermions, assuming that only the SM particles contribute to the $h \rightarrow gg, \gamma\gamma, \gamma Z$ loops. This amounts to restricting the universal fit in terms of the r_i parameters by setting the parameters for loop couplings to

$$r_g = r_t, \quad r_\gamma \approx 1.282r_W - 0.282r_t, \quad r_{Z\gamma} \approx 1.057r_W - 0.057r_t. \quad (5.1)$$

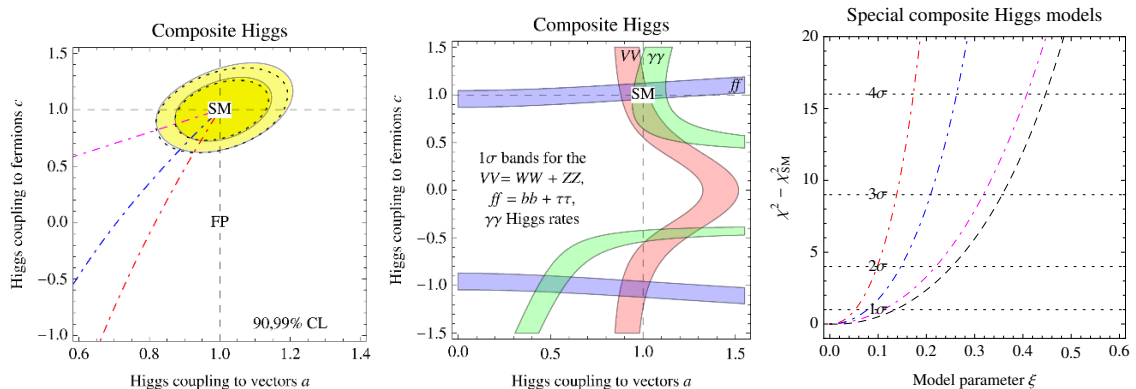


Figure 4. *Left:* fit of the Higgs boson couplings assuming common rescaling factors a and c with respect to the SM prediction for couplings to vector bosons and fermions, respectively. The two sets of contour lines are our full fit (continuous) and our approximated ‘universal’ fit (dotted). *Middle:* 1σ bands preferred by the three independent overall rates within the model. *Right:* values of the χ^2 along the trajectories in the (a, c) plane shown in the left panel, and given by $a = \sqrt{1-\xi}$ and $c = a$ (magenta) $c = (1 - 2\xi)/a$ (blue) $c = (1 - 3\xi)/a$ (red), as motivated by composite Higgs models [83, 84]. The black dashed curve corresponds to $a = 1$ and $c = 1 - \xi$.

These numerical expressions are obtained by rescaling the expressions for the SM loops summarised in appendix A. In particular, the W loop (rescaled by r_W) and the top loop (rescaled by r_t) contribute to $h \rightarrow \gamma\gamma$ with a negative interference.

Under this assumption the top coupling of the Higgs, r_t , becomes indirectly probed via the loop effects. The fit to the couplings is shown in figure 3b and agrees with the SM predictions (diagonal line), signalling that the new boson really is the Higgs. The correlation matrix can be immediately obtained by inserting eq. (5.1) into the universal χ^2 of eq. (4.6).

We allow the SM prediction to vary in position and slope by assuming that the Higgs couplings to particles with mass m are given by $(m/v')^p$. Taking into account all correlations, we find that data imply parameters p and v' close to the SM prediction of m/v (diagonal line in the right panel of figure 3):

$$p = 0.99 \pm 0.03, \quad v' = v(0.99 \pm 0.06) \tag{5.2}$$

with a 27% correlation.

5.3 Composite Higgs models

Models where the Higgs is composite often assume the further restriction, in addition to eq. (5.1), of a common rescaling with respect to their SM values of the Higgs boson couplings to the W, Z bosons and a common rescaling of the Higgs boson couplings to all fermions. These rescalings are usually denoted as a and c , respectively:

$$r_t = r_b = r_\tau = r_\mu = c, \quad r_W = r_Z = a. \tag{5.3}$$

The resulting fit is shown in the left panel of figure 4. We see that our approximated universal fit (dotted contours) reproduces very well our full fit (continuous contours). The

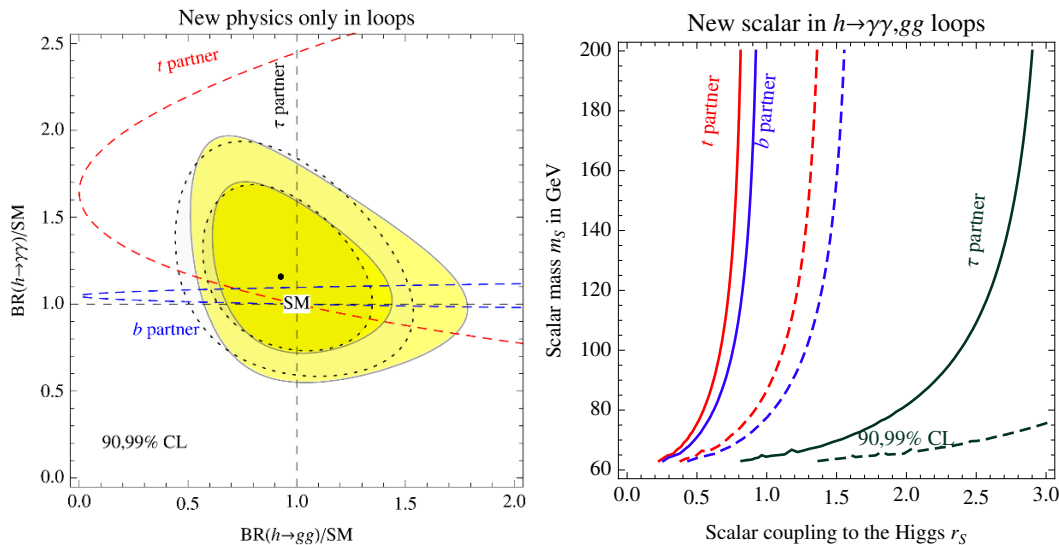


Figure 5. *Left:* fit for the Higgs boson branching fraction to photons and gluons, with 1 and 2σ contours. The dashed curves shows the possible effect of extra scalar partners of the top (red), of the bottom (blue), of the tau (black). Dotted lines show the Gaussian approximation. *Right:* upper bound at 90% (solid) and 99% (dashed) C.L. on the new scalar coupling r_S to the Higgs as a function of the new scalar mass m_S .

best fit converged towards the SM; in particular data now disfavour the solution with $c < 0$ which appeared in previous fits. Similar fits by the ATLAS and CMS collaborations are given in [81, 82]. The CMS result is similar to ours, while ATLAS has $c/a = 0.85^{+0.23}_{-0.13}$, due to their larger $h \rightarrow VV$ rates, which is compatible with our result at 1σ level.

The reason is visualised in the middle panel of figure 4, where we show the bands favoured by the overall rates for Higgs decay into heavy vectors (WW and ZZ , that get affected in the same way within the model assumptions), into fermions (bb and $\tau\tau$, that get affected in the same way within the model assumptions) and into $\gamma\gamma$. We see that these bands only cross around the SM point, $a = c = 1$. The full fit to all exclusive rates contains more information than this simplified fit.

In the right panel of figure 4 we show the full χ^2 restricted along the trajectories in the (a, c) plane (plotted in the left panel) predicted by simple composite pseudo-Goldstone Higgs models in terms of the parameter $\xi = (V/F_\pi)^2$, where F_π is the scale of global symmetry breaking [83, 84], $F_\pi \approx 130.4 \text{ MeV}$.

5.4 New physics only in the loop processes

We assume here that only the loop processes are modified with respect to the SM predictions, summarized in appendix A. This amounts to restricting our universal fit settings

$$r_t = r_b = r_\tau = r_\mu = r_W = r_Z = 1, \quad \frac{\Gamma(h \leftrightarrow gg)}{\Gamma(h \leftrightarrow gg)_{\text{SM}}} = r_g^2, \quad \frac{\Gamma(h \rightarrow \gamma\gamma)}{\Gamma(h \rightarrow \gamma\gamma)_{\text{SM}}} = r_\gamma^2 \quad (5.4)$$

with $\text{BR}_{\text{inv}} = 0$ and $r_{Z\gamma} = 1$. The latter assumption is at present justified because of the large experimental error in the $h \rightarrow Z\gamma$ rate, even though in general new physics in the loop

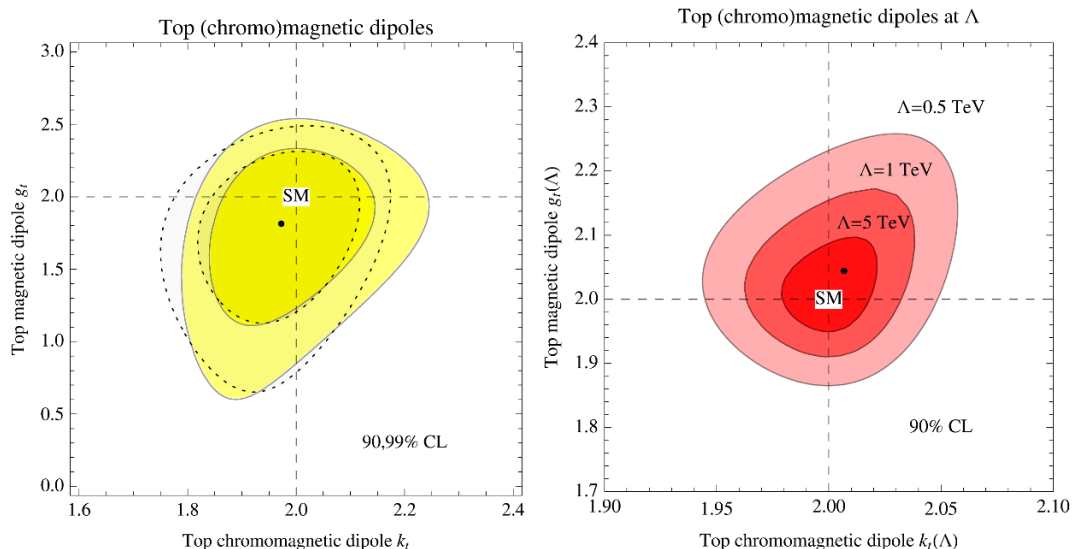


Figure 6. Best fit regions for the magnetic and chromo-magnetic dipole moments of the top quark g_t and k_t . Dotted lines show the Gaussian approximation. *Left:* as defined at m_h according to the computation of [85, 86]. *Right:* as defined at a cutoff scale Λ according to the computation of [88–90].

processes would induce deviation from unity in both $r_{Z\gamma}$ and r_γ . The result is shown in the left panel of figure 5, in the form of a fit to the ratios of $\text{BR}(h \rightarrow gg)$ and $\text{BR}(h \rightarrow \gamma\gamma)$ with respect to the SM. One can see that the SM is well within the 1σ contour. The analogous ATLAS result [81, 82] is instead barely compatible with the SM at 2σ level because they only fit ATLAS data, where $h \rightarrow VV$ rates have a central value above the SM. The universal fit approximates the full fit reasonably well. The dashed trajectories show the loop effect due to extra scalar particles with the same quantum numbers of the top (red), of the bottom (blue), of the tau (vertical black line). The explicit expressions for the contribution of scalar, fermion and vector particles running in the loop can be found in appendix A. Note that any additional colorless but electrically charged particle would lead to the same trajectory obtained for the scalar partner of the τ .

To better investigate the constraints on a possible new scalar S , in the right panel of figure 5 we show the upper bound, as function of the scalar mass m_S , on the scalar coupling r_S to the Higgs boson, defined by the coupling

$$r_S \frac{2m_S^2}{V} hSS. \tag{5.5}$$

The resulting loop effects are summarised in appendix A. The solid and dashed curves in the right panel of figure 5 are respectively the upper bounds at 90% (solid) and 99% (dashed) C.L. More stringent limits are obtained on the top and bottom partners than on the τ partner.

One can also use the universal fit with the assumption of eq. (5.4) to derive indirect constraints on the top quark magnetic (g_t) and chromomagnetic (k_t) dipole moments [85, 86], which in the SM are expected to be respectively $g_t \approx 2$ and $k_t \approx 2$. Allowing g_t and k_t

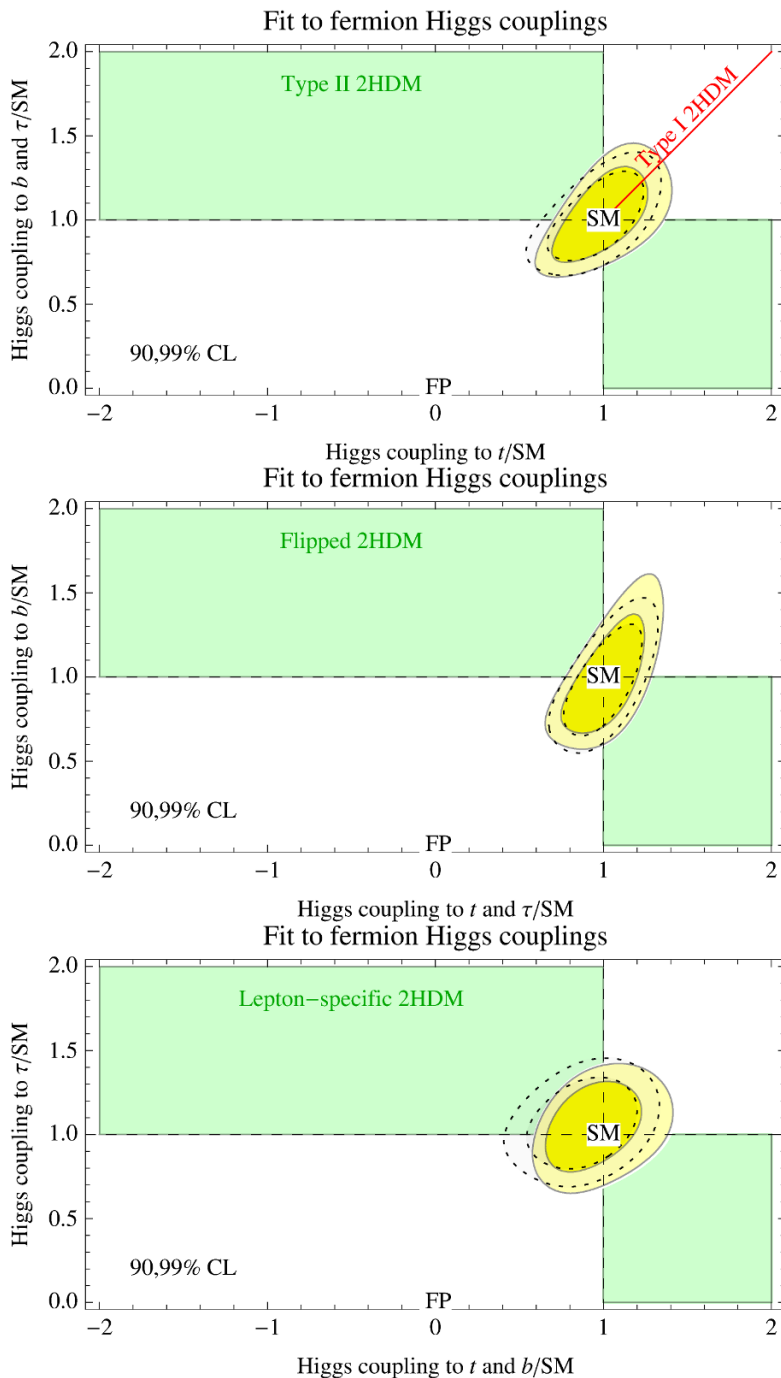


Figure 7. Fit to the t -quark and to b -quark and τ -lepton Yukawa couplings assuming the structure predicted by the various types of two Higgs doublet models. Dotted lines show the Gaussian approximation. The point (1, 1) marked as ‘SM’ is the Standard Model; the point (0, 0) marked as ‘FP’ is the fermiophobic case.

to vary freely, the $h \rightarrow \gamma\gamma$ and $h \rightarrow gg$ amplitudes are modified with respect to the SM as:

$$r_\gamma = \frac{c_\gamma^{(W)} + c_\gamma^{(t)} \left(\frac{3}{8} g_t^2 - \frac{1}{2} \right)}{c_\gamma^{(W)} + c_\gamma^{(t)}}, \quad r_g = \frac{3}{8} k_t^2 - \frac{1}{2}, \quad (5.6)$$

where the quantities $c_\gamma^{(W)}$ and $c_\gamma^{(t)}$ are defined in eq. (A.4) of the appendix. Numerically we have $c_\gamma^{(W)} = -1.043$ and $c_\gamma^{(t)} = 0.223$. Figure 6 shows the 90% and 99% C.L. allowed regions for g_t and k_t . The uncertainty on k_t is comparable to the one from its direct measurements at the LHC and the Tevatron as combined in [87], while the one for g_t is even smaller. The conversion from the results of [87] is done in [85] for g_t , giving $-3.49 < g_t < 3.59$, and in [86] for k_t , giving $|k_t - 2| < 0.2$ at 95% C.L.

Eq. (5.6) was computed by [85, 86] at the weak scale, in the phase with broken electroweak symmetry. An analogous computation was performed in [88–90], promoting the dipoles to full $SU(2)_L \otimes U(1)_Y$ -invariant effective operators with a non-renormalizable dimension $d > 4$, suppressed by a factor $1/\Lambda^{d-4}$, Λ being the cutoff of the theory. The result [88–90] is that the dipole operators before electroweak symmetry breaking contribute, via RGE mixing, to other one-loop suppressed operators affecting the $h \rightarrow \gamma\gamma$ and $h \rightarrow gg$ decay rates [91]. Finite parts are not computed. Because of the RGE running from Λ down to m_h , the effect is proportional to $\ln \Lambda/m_h$, differently from eq. (5.6). Using the operator mixing result of [88–90] and parametrizing the $d = 6$ dipole operators at Λ via quantities analogous to g_t and k_t but defined at Λ , the decay rates [91] can be written as

$$r_\gamma = 1 - \frac{4/3}{c_\gamma^{(W)} + c_\gamma^{(t)}} \left(\frac{g_t(\Lambda)}{2} - 1 \right) \log \frac{\Lambda}{m_h}, \quad r_g = 1 - \frac{6}{c_g^{(t)}} \left(\frac{k_t(\Lambda)}{2} - 1 \right) \log \frac{\Lambda}{m_h}, \quad (5.7)$$

where the quantity $c_g^{(t)}$ is defined in eq. (A.4) of the appendix. Numerically $c_g^{(t)} = 1.03$. Repeating our fit, we obtain similar constraints as illustrated in the right panel of figure 6, for representative values of the cutoff.

5.5 Models with two Higgs doublets

There are four types of two Higgs doublets models (2HDM) where tree-level flavour-changing neutral currents (FCNCs) are forbidden by a Z_2 symmetry [92] and both doublets H_1 and H_2 get a vacuum expectation value:

- type I [93, 94] where only one doublet couples to all quarks and leptons;
- type II [94, 95], where up-type quarks couple to H_2 and H_1 couples to down-type quarks and leptons. The Higgs sector of the MSSM is a type II 2HDM;
- type X (lepton-specific or leptophilic) where H_2 couples only to quarks and H_1 couples only to leptons;
- type Y (flipped) [96–101], where H_2 couples to up-type quarks and H_2 to down-type quarks, and (contrary to the type II HDM) leptons couple to H_2 .

For an extensive review see [102] and for some previous fits see [103, 104]. The modification to Yukawa couplings to up-type and down-type quarks and leptons in the four 2HDMs is given in table 2. As usual, $\tan \beta = v_2/v_1$ is the ratio of the VEVs of the two doublets and α is the mixing angle of the CP-even mass eigenstates. The SM limit corresponds to $\beta - \alpha = \pi/2$. In all of the models the vector couplings are also modified as

$$r_W = r_Z = \sin(\beta - \alpha). \quad (5.8)$$

	Type I	Type II	Type X (lepton-specific)	Type Y (flipped)
r_t	$\cos \alpha / \sin \beta$	$\cos \alpha / \sin \beta$	$\cos \alpha / \sin \beta$	$\cos \alpha / \sin \beta$
r_b	$\cos \alpha / \sin \beta$	$-\sin \alpha / \cos \beta$	$\cos \alpha / \sin \beta$	$-\sin \alpha / \cos \beta$
r_τ	$\cos \alpha / \sin \beta$	$-\sin \alpha / \cos \beta$	$-\sin \alpha / \cos \beta$	$\cos \alpha / \sin \beta$

Table 2. Modification to Yukawa couplings to up-type and down-type quarks and leptons in the four 2HDMs.

The results of our fits are presented in figure 7 in terms of the fermion couplings r_t, r_b, r_τ , restricted by the 2HDM models to lie within the green regions. (We do not show the region for $r_{b,\tau} \approx 1$ which is allowed since the measurements have no sensitivity to the signs of these couplings.) We find that in each case, it is r_t that dominates the fit and the bottom contributions to gluon fusion and $h \rightarrow \gamma\gamma$ are negligible. The effect of the charged Higgs boson in the $h \rightarrow \gamma\gamma$ loop is neglected.

The type II 2HDM (upper panel) allows for independent modification of the t coupling r_t , and for a common modification of the b and τ couplings, $r_b = r_\tau$. The former is predicted to be reduced and the latter enhanced by the model. The modification of eq. (5.8) of the vector couplings can be equivalently written as $r_W = r_Z = (1 + r_t r_b) / (r_t + r_b) \simeq 1 + \epsilon_t \epsilon_b / 2$, showing that it is a small second order effect. In this model a negative t Yukawa coupling is still allowed at slightly more than 99% CL. The red line in the same panel shows the parameter space allowed by type I 2HDM, where all the couplings scale uniformly.

In the flipped 2HDM (middle panel) the τ Yukawa coupling changes in the same way as the t coupling and the region with negative coupling is disfavoured by data. Finally, in the leptophilic 2HDM (lower panel) the t and b couplings vary in the same way, while the τ coupling is independent.

The universal fit provides a reasonable approximation to the full fit in all 2HD models.

5.6 Supersymmetry

Supersymmetry can affect Higgs physics in many different ways, such that it is difficult to make general statements. We here focus on the two most plausible effects:

- The stop squark loop affect the $h \leftrightarrow gg, \gamma\gamma, Z\gamma$ rates. Given that the stop has the same gauge quantum numbers of the top, such effects are correlated and equivalent to a modification of the Higgs coupling to the top (as long as it is not directly measured via the $t\bar{t}h$ production cross section) by an amount given by

$$R_{\tilde{t}} = 1 + \frac{m_t^2}{4} \left[\frac{1}{m_{\tilde{t}_1}^2} + \frac{1}{m_{\tilde{t}_2}^2} - \frac{(A_t - \mu / \tan \beta)^2}{m_{\tilde{t}_1}^2 m_{\tilde{t}_2}^2} \right] \quad (5.9)$$

in the limit of heavy stop masses, $m_{\tilde{t}_{1,2}} \gg m_t$. Notice that $R_{\tilde{t}}$ can be enhanced or reduced with respect to one, depending on the latter mixing term.

- The type II 2HDM structure of supersymmetric models modifies at tree-level the Higgs couplings, as already discussed in section 5.5.

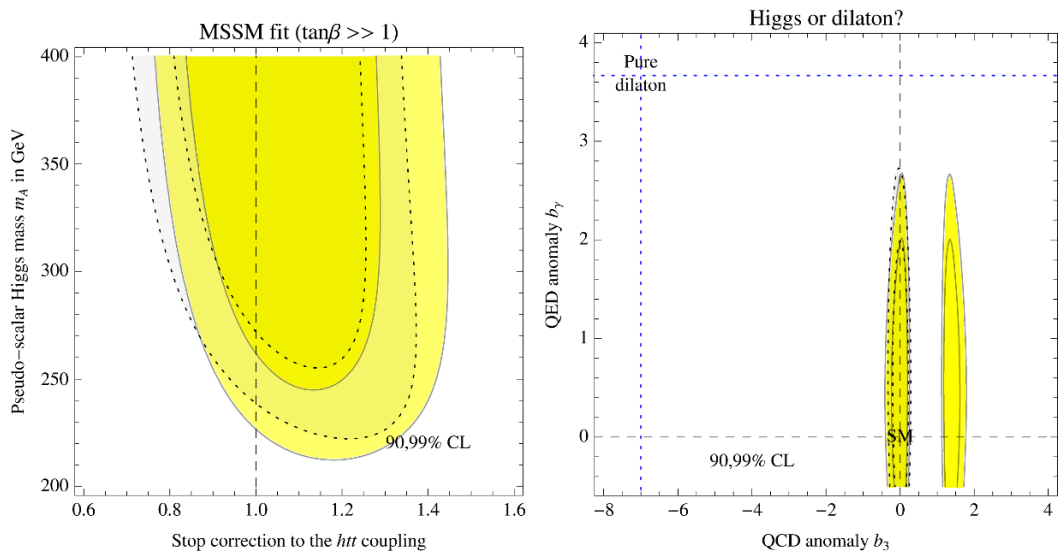


Figure 8. *Left:* fit to the two main effects present in supersymmetry: stop loop correction to the $h\bar{t}t$ coupling and tree-level modification of the Higgs couplings due to the two-Higgs doublet structure. Dotted lines show the Gaussian approximation. *Right:* fit as function of the β -function coefficients $b_3 = b_\gamma$ that parameterise dilaton models. The SM Higgs is reproduced at the experimentally favored point $b_3 = b_\gamma = 0$, while the pure dilaton is excluded at more than 5σ .

All of this amounts to specialise the universal χ^2 inserting the following values of its parameters

$$r_t = R_{\bar{t}} \frac{\cos \alpha}{\sin \beta}, \quad r_b = r_\tau = r_\mu = -\frac{\sin \alpha}{\cos \beta}, \quad r_W = r_Z = \sin(\beta - \alpha). \quad (5.10)$$

Furthermore, the parameters $r_g, r_\gamma, r_{Z\gamma}$ relative to loop processes are fixed as in eq. (5.1). We trade the α parameter (mass mixing between Higgses) for the pseudo-scalar Higgs mass m_A using

$$\tan 2\alpha = \frac{m_A^2 + M_Z^2}{m_A^2 - M_Z^2} \tan 2\beta. \quad (5.11)$$

Finally, we assume a large $\tan \beta$, as motivated by the observed value of the Higgs mass (a large $\tan \beta$ amplifies the stop contribution to the Higgs mass). The left panel of figure 8 shows the resulting fit. Once again, the universal fit is an adequate approximation of the full fit. Of course, supersymmetry can manifest in extra ways not considered here, e.g. very light staus or charginos could enhance $h \rightarrow \gamma\gamma$ [105–111].

5.7 Data prefer the Higgs to the dilaton

As another example of a model where both the tree-level and the loop level Higgs couplings are modified, we consider the dilaton. The dilaton is a hypothetical particle φ , that, like the Higgs, couples to SM particles with strength proportional to their masses [112–115]. More precisely the dilaton has a coupling to the trace of the energy-momentum tensor $T_{\mu\nu}$,

suppressed by some unknown scale Λ :

$$\frac{\varphi}{\Lambda} T_\mu^\mu = \frac{\varphi}{\Lambda} \left(\sum_f m_f \bar{f} f - M_Z^2 Z_\mu^2 - 2M_W^2 W_\mu^2 + b_3 \frac{\alpha_3}{8\pi} G_{\mu\nu}^a G_{\mu\nu}^a + b_\gamma \frac{\alpha_{em}}{8\pi} F_{\mu\nu} F_{\mu\nu} \right). \quad (5.12)$$

The dilaton couplings to gg and $\gamma\gamma$ differ from the corresponding Higgs boson couplings, because eq. (5.12) contains the latter two quantum terms, that are present in T_μ^μ because scale invariance is anomalous and broken at quantum level by the running of the couplings. Indeed b_3 and b_γ are the β -function coefficients of the strong and electromagnetic gauge couplings. In the SM they have the explicit values $b_3 = -7$ and $b_\gamma = 11/3$: we call ‘pure dilaton’ this special model, which gives a significant enhancement of $h \leftrightarrow gg$.

Models where a dilaton arises usually often contain also new light particles, such that b_3 and b_γ can differ from their SM values. Thereby we perform a generic fit where b_3 and b_γ are free parameters in addition to Λ . Then, our universal fit is adapted to the case of the generic dilaton by setting

$$r \equiv r_W = r_Z = r_t = r_b = r_\tau = \frac{V}{\Lambda}, \quad r_g \approx r(1 - 1.45b_3), \quad r_\gamma \approx r(1 + 0.15b_\gamma) \quad (5.13)$$

where $V = 246 \text{ GeV}$.

In our previous analyses [37, 38], the dilaton gave fits of comparable quality to the SM Higgs, despite the significantly different predictions of the dilaton: enhanced $\gamma\gamma$ rates and reduced vector boson fusion rates. The first feature is no longer favoured by data, and the second feature is now disfavoured: so we find that present data prefer the Higgs to the ‘pure dilaton’ at about 5σ level. We then consider the generic dilaton, showing in the right panel of figure 8 that the allowed part of its parameters space is the one where it mimics the Higgs, possibly up to a sign difference in r_g and/or r_γ . The linear couplings of the dilaton in eq. (5.12) become identical to those of the SM Higgs in the limit $b_3 = b_\gamma = 0$ and $\Lambda = V$. This situation is not easily realisable in models, given that adding extra charged particles increases b_γ rather than reducing it; one needs to subtract particles by e.g. assuming that that 3rd generation particles are composite [119].

The universal approximation works reasonably well, although it cannot reproduce these disjoint solutions.

5.8 Higgs boson invisible width

Next, we allow for a Higgs boson invisible width, for example into Dark Matter (this does not comprise undetectable decays into known physics, such as Higgs to light jets).⁴ We perform two fits.

1. In the first fit, the invisible Higgs width is the only new physics. We find (blue curves in the left panel of figure 9) that present data imply $\text{BR}_{\text{inv}} = -0.07 \pm 0.15$. The one-sided upper bound, computed restricting to $0 \leq \text{BR}_{\text{inv}} \leq 1$, is

$$\text{BR}_{\text{inv}} < 0.22 \text{ at } 95\% \text{ C.L.} \quad (5.14)$$

⁴Note that such decays are only undetectable at hadron colliders due to large QCD backgrounds and trigger problems, but could be detected at an e^+e^- collider in the ZH production mode.

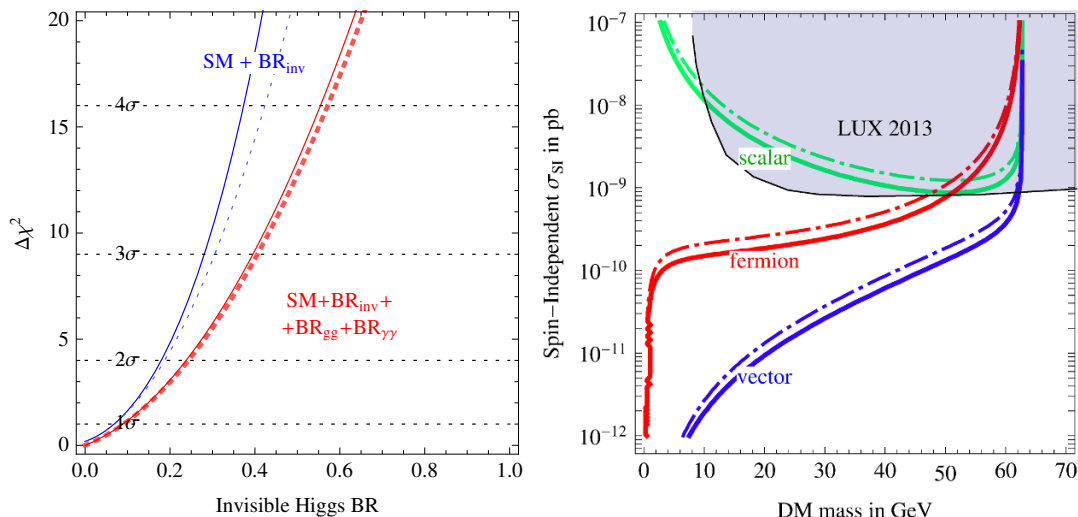


Figure 9. *Left:* fits to the invisible Higgs boson branching fraction under the two different assumptions described in section 5.8 for DM which directly couples to the Higgs. The full fit (continuous curves) is in reasonable agreement with the universal fit (dotted curves). *Right:* upper limit on the spin-independent DM cross section on nucleons as a function of the DM mass for scalar (green), Majorana fermion (red) and vector (blue) DM directly coupling to the Higgs. We adopted the 95% C.L. bounds $BR_{inv} < 0.22$ (solid, eq. (5.14)) and < 0.34 (dot-dashed, eq. (5.15)). The shaded region is excluded at 90% C.L. by LUX2013 [120].

2. In addition to the invisible width we also allow for non-standard values of $h \rightarrow \gamma\gamma$ and $h \leftrightarrow gg$, finding a weaker constraint on BR_{inv} (red curves in figure 9a)

$$BR_{inv} < 0.34 \text{ at 95\% C.L.} \tag{5.15}$$

The reason is that an enhanced $gg \rightarrow h$ production rate can partially compensate for an invisible Higgs width, but a full compensation would be possible only by enhancing all production rates by the same amount. The Higgs coupling to vectors is independently measured to agree with SM predictions from electroweak precision data.

Notice that the main constraint for BR_{inv} does not come from the direct search for $pp \rightarrow Zh \rightarrow \ell\ell\cancel{E}_T$ (included in our data-set) but from the global fit [37, 116, 117].

5.9 Dark Matter models

The invisible Higgs boson decay width [116, 117] constrains Dark Matter (DM) candidates with mass below $M_h/2$. The Higgs sector of the SM allows for a direct coupling to particles of a hidden sector. If the latter are stable and interact weakly with the SM sector, they could represent viable Dark Matter (DM) candidates. If DM particles have mass below $M_h/2$, the Higgs boson can thus decay into a pair of DM particles, which would escape detection. Invisible Higgs decays are constrained by the fact that the ATLAS and CMS Higgs rates are compatible with the predictions of the SM Higgs boson. The experimental bound on BR_{inv} can be used to constrain the DM mass and its elastic cross section on

nucleons probed in direct detection experiments, as illustrated for instance in [118], where DM is assumed to be either a scalar S , or a Majorana fermion f or a vector V coupled to the Higgs as

$$r_S \frac{2m_S^2}{V} hSS + r_f \frac{m_f}{V} h\bar{f}f + r_V \frac{2m_V^2}{V} hV_\mu V_\mu . \quad (5.16)$$

The partial Higgs decay width into dark matter $\Gamma(h \rightarrow \text{DM DM})$ and the spin-independent DM-proton elastic cross section σ_{SI} can be calculated in terms of the parameters of the above Lagrangian. Both are proportional to the square of the DM-Higgs coupling, so that the ratio $\mu \equiv \sigma_{\text{SI}}/\Gamma(h \rightarrow \text{DM DM})$ depends only on the unknown DM mass and on the known masses and couplings of the relevant SM particles (see for instance the expressions provided in [118]).

This allows us to relate the invisible Higgs branching fraction to the DM direct detection cross section:

$$\text{BR}_{\text{inv}} \equiv \frac{\Gamma(h \rightarrow \text{DM DM})}{\Gamma_h^{\text{SM}} + \Gamma(h \rightarrow \text{DM DM})} = \frac{\sigma_{\text{SI}}}{\mu \Gamma_h^{\text{SM}} + \sigma_{\text{SI}}} \quad (5.17)$$

where $\Gamma_h^{\text{SM}} = 4.1 \text{ MeV}$ is the total Higgs decay width into all SM particles, that we fix to its SM prediction. For a given DM mass, an upper bound on the Higgs invisible branching fraction implies an upper bound on the DM scattering cross section on nucleons. The relation between the invisible branching fraction and the direct detection cross section strongly depends on the spinorial nature of the DM particle, in particular, the strongest (weakest) bound is derived in the vectorial (scalar) case.

Imposing the upper bounds on BR_{inv} derived in section 5.8, figure 9 shows the corresponding upper limits on the spin-independent DM cross section on nucleons as a function of the DM mass, in the case of scalar (green), Majorana fermion (red) and vector (blue) DM candidates.

In all cases, the derived bounds are stronger than the direct one from LUX2013 as long as the mass of DM is lighter than $M_h/2$. This conclusion does not rely on the assumption that DM is a thermal relic that reproduces the observed cosmological DM abundance. The limit on σ_{SI} crucially depends on the assumption that DM directly couples to the Higgs. Larger values of σ_{SI} remain possible in different models, where DM couples to the Z or directly to nucleons via loops of supersymmetric or other particles.

6 Discussion and conclusions

The LHC experiments reported their measurements of Higgs boson properties at the Moriond 2013 conferences, based on the full collected luminosity during 2011 and 2012. At the same time, Tevatron reported their final Higgs results. With the crucial inclusion of the full CMS $\gamma\gamma$ data (missing in previous analyses), at this stage all main Higgs results from Tevatron and from the first phase of LHC have been basically presented. Those results will drive our understanding of particle physics, until new 13 TeV LHC data will be available.

Motivated by these results, we have performed a state-of-the-art global fit to Higgs boson data, including all sub-categories studied by the experimental collaborations, for a

total of 56 experimental inputs, as summarised in figure 1. We found that the average Higgs rate is 0.99 ± 0.09 in SM units, supporting the SM Higgs boson hypothesis. The Higgs boson mass is usually determined from the peaks in the invariant mass distribution of ZZ and $\gamma\gamma$. We performed the first measurement of the Higgs boson mass from the rates, finding that the two determinations are compatible:

$$M_h = \begin{cases} 125.7 \pm 0.4 \text{ GeV from the peaks,} \\ 124.4 \pm 1.6 \text{ GeV from the rates.} \end{cases} \quad (6.1)$$

The LHC physics program has been successful: with only $\approx 25/\text{fb}$ of data per experiment the Higgs boson has been discovered and several of its properties determined within $\approx \pm 20\%$ precision. We are now entering into the era of precision Higgs physics — deviations from the SM due to new physics no longer can dominate the data. This observation allowed us to propose a ‘universal’ form in which experiments could report their results allowing theorists to easily test any desired model. The new assumption that makes possible this significant simplification is that new physics is a small correction to the SM. While we used all publicly available data to present our own global combination in ‘universal’ form in eq. (4.7), we stress that only the experimental collaborations can perform a fully precise analysis, for example including the correlations among experimental uncertainties.

We studied several new physics scenarios beyond the SM. We determined from data the production cross sections (assuming standard Higgs decays) and the Higgs decays widths (assuming standard productions), finding that they lie along the SM predictions. In a more general context, we allowed all possible Higgs boson couplings to any SM particle to deviate from its SM value, finding that couplings to the W, Z, t, b, τ must lie around their SM predictions up to uncertainties of about $\pm 20\%$ (see the right panel of figure 3). In particular, non-standard Higgs boson couplings to vectors, predicted by composite Higgs models, are most stringently constrained. The scenario of negative Higgs coupling to fermions (‘dysfermiophilia’) that gave the best fit with early LHC data is now disfavoured at more than 2σ .

We considered various specific new physics models: new scalars, 2HDM, supersymmetry, dilaton, composite Higgs, invisible Higgs decays, possibly into Dark Matter particles, anomalous couplings of the top, etc. The results of those fits are presented in numerous figures throughout the paper. Qualitatively, all reach the same conclusions:

- i) best fit regions lie along SM predictions, imposing constraints on new physics;
- ii) our simple universal fit is a reasonable approximation to the full fit.

In particular we find that, with the latest data, the dilaton alternative to the Higgs is now excluded at 5σ , with the exception of the special non-minimal dilaton tuned to exactly reproduce the Higgs (section 5.7).

We will update this paper when future results become available.

Acknowledgments

This work was supported by the ESF grants 8943, MTT8, MTT59, MTT60, MJD140 by the recurrent financing SF0690030s09 project and by the European Union through the European Regional Development Fund. The work of P. P. G. has been partially funded by the “Fondazione A. della Riccia”. This work was supported in part by the European Programme PITN-GA-2009-23792 (UNILHC).

A New physics contributions to loop processes

The coefficients in the second line of eq. (4.1) arise at one-loop. They are obtained by summing the contributions of all scalars (S) fermions (f) and vectors (V) that couple to the Higgs as in eq. (5.16). The explicit expressions for the loop effects are [121]:

$$\begin{aligned} c_g^{(S)} &= \frac{C_2^S}{2} r_S A_S(\tau_S) & c_g^{(f)} &= 2C_2^f r_f A_f(\tau_f) & (A.1) \\ c_\gamma^{(S)} &= \frac{N_S Q_S^2}{24} r_S A_S(\tau_S) & c_\gamma^{(f)} &= \frac{N_f Q_f^2}{6} r_f A_f(\tau_f) & c_\gamma^{(V)} &= -\frac{7Q_V^2}{8} r_V A_V(\tau_V) \end{aligned}$$

where for each particle $p = S, f, V$, $\tau_p = m_h^2/4m_p^2$, N_p is the number of colors, C_2^p is the Casimir of the color representation ($\text{Tr}(T^a T^b) = C_2^p \delta^{ab}$), and the loop functions are

$$A_S(\tau) = \frac{3}{\tau^2} [f(\tau) - \tau] , \quad A_f(\tau) = \frac{3}{2\tau^2} [(\tau - 1)f(\tau) + \tau] \quad (A.2)$$

$$A_V(\tau) = \frac{1}{7\tau^2} [3(2\tau - 1)f(\tau) + 3\tau + 2\tau^2] \quad (A.3)$$

with $f(\tau) = \arcsin^2(\sqrt{\tau})$ for $\tau \leq 1$ such that $A_p(\tau_p) \rightarrow 1$ in the limit $\tau_p \rightarrow 0$ (heavy p -particle).

In particular, in the SM, the hgg coupling is dominated by the top loop, and the $h\gamma\gamma$ coupling arise from the sum of the top and W boson loops:

$$c_{\text{SM}}^{gg} = c_g^{(t)} = A_f(\tau_t) \quad c_{\text{SM}}^{\gamma\gamma} = c_\gamma^{(t)} + c_\gamma^{(W)} = \frac{2}{9} A_f(\tau_t) - \frac{7}{8} A_V(\tau_W) . \quad (A.4)$$

Beyond the SM (BSM) physics affects the parameters r_g and r_γ as

$$r_g = 1 + \frac{c_{\text{BSM}}^{gg}}{c_{\text{SM}}^{gg}} , \quad r_\gamma = 1 + \frac{c_{\text{BSM}}^{\gamma\gamma}}{c_{\text{SM}}^{\gamma\gamma}} . \quad (A.5)$$

For example, additional scalar particles with the same quantum numbers of a stop, sbottom and stau respectively contribute to c_{BSM}^{gg} and to $c_{\text{BSM}}^{\gamma\gamma}$ as:

$$\begin{aligned} c_g^{(\tilde{t})} &= \frac{1}{4} r_{\tilde{t}} A_S(\tau_{\tilde{t}}) & c_g^{(\tilde{b})} &= \frac{1}{4} r_{\tilde{b}} A_S(\tau_{\tilde{b}}) & c_g^{(\tilde{\tau})} &= 0 \\ c_\gamma^{(\tilde{t})} &= \frac{1}{18} r_{\tilde{t}} A_S(\tau_{\tilde{t}}) & c_\gamma^{(\tilde{b})} &= \frac{1}{72} r_{\tilde{b}} A_S(\tau_{\tilde{b}}) & c_\gamma^{(\tilde{\tau})} &= \frac{1}{24} r_{\tilde{\tau}} A_S(\tau_{\tilde{\tau}}) . \end{aligned} \quad (A.6)$$

Open Access. This article is distributed under the terms of the Creative Commons Attribution License ([CC-BY 4.0](https://creativecommons.org/licenses/by/4.0/)), which permits any use, distribution and reproduction in any medium, provided the original author(s) and source are credited.

References

- [1] ATLAS collaboration, *Observation of a new particle in the search for the Standard Model Higgs boson with the ATLAS detector at the LHC*, *Phys. Lett. B* **716** (2012) 1 [[arXiv:1207.7214](#)] [[INSPIRE](#)].
- [2] CMS collaboration, *Observation of a new boson at a mass of 125 GeV with the CMS experiment at the LHC*, *Phys. Lett. B* **716** (2012) 30 [[arXiv:1207.7235](#)] [[INSPIRE](#)].
- [3] F. Englert and R. Brout, *Broken Symmetry and the Mass of Gauge Vector Mesons*, *Phys. Rev. Lett.* **13** (1964) 321 [[INSPIRE](#)].
- [4] P.W. Higgs, *Broken symmetries, massless particles and gauge fields*, *Phys. Lett.* **12** (1964) 132 [[INSPIRE](#)].
- [5] P.W. Higgs, *Broken Symmetries and the Masses of Gauge Bosons*, *Phys. Rev. Lett.* **13** (1964) 508 [[INSPIRE](#)].
- [6] G.S. Guralnik, C.R. Hagen and T.W.B. Kibble, *Global Conservation Laws and Massless Particles*, *Phys. Rev. Lett.* **13** (1964) 585 [[INSPIRE](#)].
- [7] D. Carmi, A. Falkowski, E. Kuflik and T. Volansky, *Interpreting LHC Higgs Results from Natural New Physics Perspective*, *JHEP* **07** (2012) 136 [[arXiv:1202.3144](#)] [[INSPIRE](#)].
- [8] A. Azatov, R. Contino and J. Galloway, *Model-Independent Bounds on a Light Higgs*, *JHEP* **04** (2012) 127 [*Erratum ibid.* **1304** (2013) 140] [[arXiv:1202.3415](#)] [[INSPIRE](#)].
- [9] J.R. Espinosa, C. Grojean, M. Muhlleitner and M. Trott, *Fingerprinting Higgs Suspects at the LHC*, *JHEP* **05** (2012) 097 [[arXiv:1202.3697](#)] [[INSPIRE](#)].
- [10] T. Li, X. Wan, Y.-k. Wang and S.-h. Zhu, *Constraints on the Universal Varying Yukawa Couplings: from SM-like to Fermiophobic*, *JHEP* **09** (2012) 086 [[arXiv:1203.5083](#)] [[INSPIRE](#)].
- [11] J. Ellis and T. You, *Global Analysis of Experimental Constraints on a Possible Higgs-Like Particle with Mass ~ 125 GeV*, *JHEP* **06** (2012) 140 [[arXiv:1204.0464](#)] [[INSPIRE](#)].
- [12] A. Azatov, R. Contino, D. Del Re, J. Galloway, M. Grassi et al., *Determining Higgs couplings with a model-independent analysis of $h \rightarrow \gamma\gamma$* , *JHEP* **06** (2012) 134 [[arXiv:1204.4817](#)] [[INSPIRE](#)].
- [13] M. Klute, R. Lafaye, T. Plehn, M. Rauch and D. Zerwas, *Measuring Higgs Couplings from LHC Data*, *Phys. Rev. Lett.* **109** (2012) 101801 [[arXiv:1205.2699](#)] [[INSPIRE](#)].
- [14] A. Azatov, S. Chang, N. Craig and J. Galloway, *Higgs fits preference for suppressed down-type couplings: Implications for supersymmetry*, *Phys. Rev. D* **86** (2012) 075033 [[arXiv:1206.1058](#)] [[INSPIRE](#)].
- [15] I. Low, J. Lykken and G. Shaughnessy, *Have We Observed the Higgs (Imposter)?*, *Phys. Rev. D* **86** (2012) 093012 [[arXiv:1207.1093](#)] [[INSPIRE](#)].
- [16] T. Corbett, O.J.P. Eboli, J. Gonzalez-Fraile and M.C. Gonzalez-Garcia, *Constraining anomalous Higgs interactions*, *Phys. Rev. D* **86** (2012) 075013 [[arXiv:1207.1344](#)] [[INSPIRE](#)].
- [17] M.R. Buckley and D. Hooper, *Are There Hints of Light Stops in Recent Higgs Search Results?*, *Phys. Rev. D* **86** (2012) 075008 [[arXiv:1207.1445](#)] [[INSPIRE](#)].

- [18] M. Montull and F. Riva, *Higgs discovery: the beginning or the end of natural EWSB?*, *JHEP* **11** (2012) 018 [[arXiv:1207.1716](#)] [[INSPIRE](#)].
- [19] J.R. Espinosa, C. Grojean, M. Muhlleitner and M. Trott, *First Glimpses at Higgs' face*, *JHEP* **12** (2012) 045 [[arXiv:1207.1717](#)] [[INSPIRE](#)].
- [20] D. Carmi, A. Falkowski, E. Kuflik, T. Volansky and J. Zupan, *Higgs After the Discovery: A Status Report*, *JHEP* **10** (2012) 196 [[arXiv:1207.1718](#)] [[INSPIRE](#)].
- [21] S. Banerjee, S. Mukhopadhyay and B. Mukhopadhyaya, *New Higgs interactions and recent data from the LHC and the Tevatron*, *JHEP* **10** (2012) 062 [[arXiv:1207.3588](#)] [[INSPIRE](#)].
- [22] D. Bertolini and M. McCullough, *The Social Higgs*, *JHEP* **12** (2012) 118 [[arXiv:1207.4209](#)] [[INSPIRE](#)].
- [23] F. Bonnet, T. Ota, M. Rauch and W. Winter, *Interpretation of precision tests in the Higgs sector in terms of physics beyond the Standard Model*, *Phys. Rev. D* **86** (2012) 093014 [[arXiv:1207.4599](#)] [[INSPIRE](#)].
- [24] T. Plehn and M. Rauch, *Higgs Couplings after the Discovery*, *Europhys. Lett.* **100** (2012) 11002 [[arXiv:1207.6108](#)] [[INSPIRE](#)].
- [25] J.R. Espinosa, C. Grojean, V. Sanz and M. Trott, *NSUSY fits*, *JHEP* **12** (2012) 077 [[arXiv:1207.7355](#)] [[INSPIRE](#)].
- [26] A. Djouadi, *Precision Higgs coupling measurements at the LHC through ratios of production cross sections*, *Eur. Phys. J. C* **73** (2013) 2498 [[arXiv:1208.3436](#)] [[INSPIRE](#)].
- [27] L. Maiani, A.D. Polosa and V. Riquer, *Heavier Higgs Particles: Indications from Minimal Supersymmetry*, *Phys. Lett. B* **718** (2012) 465 [[arXiv:1209.4816](#)] [[INSPIRE](#)].
- [28] G. Cacciapaglia, A. Deandrea, G.D. La Rochelle and J.-B. Flament, *Higgs couplings beyond the Standard Model*, *JHEP* **03** (2013) 029 [[arXiv:1210.8120](#)] [[INSPIRE](#)].
- [29] G. Moreau, *Constraining extra-fermion(s) from the Higgs boson data*, *Phys. Rev. D* **87** (2013) 015027 [[arXiv:1210.3977](#)] [[INSPIRE](#)].
- [30] G. Bélanger, B. Dumont, U. Ellwanger, J.F. Gunion and S. Kraml, *Higgs Couplings at the End of 2012*, *JHEP* **02** (2013) 053 [[arXiv:1212.5244](#)] [[INSPIRE](#)].
- [31] E. Masso and V. Sanz, *Limits on Anomalous Couplings of the Higgs to Electroweak Gauge Bosons from LEP and LHC*, *Phys. Rev. D* **87** (2013) 033001 [[arXiv:1211.1320](#)] [[INSPIRE](#)].
- [32] T. Corbett, O.J.P. Eboli, J. Gonzalez-Fraile and M.C. Gonzalez-Garcia, *Robust Determination of the Higgs Couplings: Power to the Data*, *Phys. Rev. D* **87** (2013) 015022 [[arXiv:1211.4580](#)] [[INSPIRE](#)].
- [33] G. Bélanger, B. Dumont, U. Ellwanger, J.F. Gunion and S. Kraml, *Higgs Couplings at the End of 2012*, *JHEP* **02** (2013) 053 [[arXiv:1212.5244](#)] [[INSPIRE](#)].
- [34] C. Cheung, S.D. McDermott and K.M. Zurek, *Inspecting the Higgs for New Weakly Interacting Particles*, *JHEP* **04** (2013) 074 [[arXiv:1302.0314](#)] [[INSPIRE](#)].
- [35] K. Cheung, J.S. Lee and P.-Y. Tseng, *Higgs Precision (Higgcision) Era begins*, *JHEP* **05** (2013) 134 [[arXiv:1302.3794](#)] [[INSPIRE](#)].
- [36] A. Falkowski, F. Riva and A. Urbano, *Higgs at last*, *JHEP* **11** (2013) 111 [[arXiv:1303.1812](#)] [[INSPIRE](#)].

- [37] P.P. Giardino, K. Kannike, M. Raidal and A. Strumia, *Reconstructing Higgs boson properties from the LHC and Tevatron data*, *JHEP* **06** (2012) 117 [[arXiv:1203.4254](#)] [[INSPIRE](#)].
- [38] P.P. Giardino, K. Kannike, M. Raidal and A. Strumia, *Is the resonance at 125 GeV the Higgs boson?*, *Phys. Lett. B* **718** (2012) 469 [[arXiv:1207.1347](#)] [[INSPIRE](#)].
- [39] LHC HIGGS CROSS SECTION WORKING GROUP collaboration, S. Dittmaier et al., *Handbook of LHC Higgs Cross Sections: 1. Inclusive Observables*, [arXiv:1101.0593](#) [[INSPIRE](#)].
- [40] *Recommended values on SM Higgs XS at 7 TeV*, <https://twiki.cern.ch/twiki/bin/view/LHCPhysics/CERNYellowReportPageAt7TeV>.
- [41] *SM Higgs production cross sections at $\sqrt{s} = 8$ TeV (2012 update)*, <https://twiki.cern.ch/twiki/bin/view/LHCPhysics/CERNYellowReportPageAt8TeV>.
- [42] S. Dittmaier, S. Dittmaier, C. Mariotti, G. Passarino, R. Tanaka et al., *Handbook of LHC Higgs Cross Sections: 2. Differential Distributions*, [arXiv:1201.3084](#) [[INSPIRE](#)].
- [43] LHC HIGGS CROSS SECTION WORKING GROUP collaboration, S. Heinemeyer et al., *Handbook of LHC Higgs Cross Sections: 3. Higgs Properties*, [arXiv:1307.1347](#) [[INSPIRE](#)].
- [44] *Branching Ratios and Partial-Decay Widths*, <https://twiki.cern.ch/twiki/bin/view/LHCPhysics/CERNYellowReportPageBR>.
- [45] CMS collaboration, *Study of Standard Model Scalar Production in Bosonic Decay Channels in CMS*, [talk at the Moriond 2013 EW session](#).
- [46] ATLAS collaboration, *Latest ATLAS studies on Higgs to diboson states*, [talk at the Moriond 2013 EW session](#).
- [47] ATLAS collaboration, *Study of Higgs Production in Bosonic Decay Channels at ATLAS*, [talk at the Moriond 2013 QCD session](#).
- [48] CMS collaboration, *Search for the Standard Model Scalar Boson Decaying to Fermions at CMS*, [Talk at the Moriond 2013 EW session](#).
- [49] ATLAS collaboration, *Searches for the BEH boson into fermions at ATLAS*, [Talk at the Moriond 2013 EW session](#).
- [50] CDF, D0 collaboration, T. Aaltonen et al., *Higgs Boson Studies at the Tevatron*, *Phys. Rev. D* **88** (2013) 052014 [[arXiv:1303.6346](#)] [[INSPIRE](#)].
- [51] CMS collaboration, *Updated measurements of the Higgs boson at 125 GeV in the two photon decay channel*, *CMS-PAS-HIG-13-001* (2013).
- [52] ATLAS collaboration, *Measurements of the properties of the Higgs-like boson in the two photon decay channel with the ATLAS detector using 25 fb^{-1} of proton-proton collision data*, *ATLAS-CONF-2013-012* (2013).
- [53] CMS collaboration, *Measurement of the properties of a Higgs boson in the four-lepton final state*, [arXiv:1312.5353](#) [[INSPIRE](#)].
- [54] ATLAS collaboration, *Measurements of Higgs boson production and couplings in diboson final states with the ATLAS detector at the LHC*, *Phys. Lett. B* **726** (2013) 88 [[arXiv:1307.1427](#)] [[INSPIRE](#)].

- [55] CMS collaboration, *Evidence for a particle decaying to $W+W^-$ in the fully leptonic final state in a standard model Higgs boson search in pp collisions at the LHC*, [CMS-PAS-HIG-13-003](#) (2013).
- [56] CMS collaboration, *Measurement of Higgs boson production and properties in the WW decay channel with leptonic final states*, *JHEP* **01** (2014) 096 [[arXiv:1312.1129](#)] [[INSPIRE](#)].
- [57] ATLAS collaboration, *Measurements of the properties of the Higgs-like boson in the $WW^{(*)} \rightarrow \ell\nu\ell\nu$ decay channel with the ATLAS detector using 25 fb^{-1} of proton-proton collision data*, [ATLAS-CONF-2013-030](#) (2013).
- [58] CMS collaboration, *Search for the Standard-Model Higgs boson decaying to tau pairs in proton-proton collisions at $\sqrt{s} = 7$ and 8 TeV* , [CMS-PAS-HIG-13-004](#) (2013).
- [59] ATLAS collaboration, *Evidence for Higgs Boson Decays to the $\tau^+\tau^-$ Final State with the ATLAS Detector*, [ATLAS-CONF-2013-108](#) (2013).
- [60] CMS collaboration, *Search for the standard-model Higgs boson decaying to $\tau\tau$ in non VH channels*, [talk given at CERN](#).
- [61] CMS collaboration, *Search for the standard model Higgs boson produced in association with a W or a Z boson and decaying to bottom quarks*, *Phys. Rev. D* **89** (2014) 012003 [[arXiv:1310.3687](#)] [[INSPIRE](#)].
- [62] ATLAS collaboration, *Search for the bb decay of the Standard Model Higgs boson in associated W/ZH production with the ATLAS detector*, [ATLAS-CONF-2013-079](#) (2013).
- [63] ATLAS collaboration, *Search for the Higgs boson in $VH(bb)$ channel using the ATLAS detector*, [talk given at the EPS HEP 2013 conference](#).
- [64] ATLAS collaboration, *Search for a Standard Model Higgs boson in $H \rightarrow \mu\mu$ decays with the ATLAS detector*, [ATLAS-CONF-2013-010](#) (2013).
- [65] CMS collaboration, *Search for a Higgs boson decaying into a Z and a photon in pp collisions at $\sqrt{s} = 7$ and 8 TeV* , *Phys. Lett. B* **726** (2013) 587 [[arXiv:1307.5515](#)] [[INSPIRE](#)].
- [66] ATLAS collaboration, *Search for the Standard Model Higgs boson in the $H \rightarrow Z\gamma$ decay mode with pp collisions at $\sqrt{s} = 7$ and 8 TeV* , [ATLAS-CONF-2013-009](#) (2013).
- [67] CMS collaboration, *Search for SM Higgs in WH to WWW to $3l 3\nu$* , [CMS-PAS-HIG-13-009](#) (2013).
- [68] CMS collaboration, *Combination and Standard Model Scalar Boson Properties in CMS*, [talk at the Moriond 2013 EW session](#).
- [69] CMS collaboration, *Combination of results on the Higgs in ATLAS*, [talk at the Moriond 2013 EW session](#).
- [70] ATLAS collaboration, *Combined measurements of the mass and signal strength of the Higgs-like boson with the ATLAS detector using up to 25 fb^{-1} of proton-proton collision data*, [ATLAS-CONF-2013-014](#) (2013).
- [71] ATLAS collaboration, *Search for $t\bar{t}H$, $H \rightarrow b\bar{b}$ production in ATLAS*, [talk at the Moriond 2013 EW session](#).
- [72] M. Dührssen, S. Heinemeyer, H. Logan, D. Rainwater, G. Weiglein et al., *Extracting Higgs boson couplings from CERN LHC data*, *Phys. Rev. D* **70** (2004) 113009 [[hep-ph/0406323](#)] [[INSPIRE](#)].

- [73] ATLAS collaboration, *Combined measurements of the mass and signal strength of the Higgs-like boson with the ATLAS detector using up to 25 fb^{-1} of proton-proton collision data*, [ATLAS-CONF-2013-014](#) (2013).
- [74] CMS collaboration, *Combination of standard model Higgs boson searches and measurements of the properties of the new boson with a mass near 125 GeV* , [CMS-PAS-HIG-13-005](#) (2013).
- [75] LHC HIGGS CROSS SECTION WORKING GROUP collaboration, A. David et al., *LHC HXSWG interim recommendations to explore the coupling structure of a Higgs-like particle*, [arXiv:1209.0040](#) [[INSPIRE](#)].
- [76] MuLan collaboration, V. Tishchenko et al., *Detailed Report of the MuLan Measurement of the Positive Muon Lifetime and Determination of the Fermi Constant*, *Phys. Rev. D* **87** (2013) 052003 [[arXiv:1211.0960](#)] [[INSPIRE](#)].
- [77] K. Belotsky, D. Fargion, M. Khlopov, R. Konoplich and K. Shibaev, *Invisible Higgs boson decay into massive neutrinos of fourth generation*, *Phys. Rev. D* **68** (2003) 054027 [[hep-ph/0210153](#)] [[INSPIRE](#)].
- [78] ATLAS collaboration, *Search for invisible decays of a Higgs boson produced in association with a Z boson in ATLAS*, [ATLAS-CONF-2013-011](#) (2013).
- [79] A. Djouadi, A. Falkowski, Y. Mambrini and J. Quevillon, *Direct Detection of Higgs-Portal Dark Matter at the LHC*, *Eur. Phys. J. C* **73** (2013) 2455 [[arXiv:1205.3169](#)] [[INSPIRE](#)].
- [80] CMS collaboration, *Search for invisible Higgs produced in association with a Z boson*, [CMS-PAS-HIG-13-018](#) (2013).
- [81] ATLAS collaboration, *Combined coupling measurements of the Higgs-like boson with the ATLAS detector using up to 25 fb^{-1} of proton-proton collision data*, [ATLAS-CONF-2013-034](#) (2013).
- [82] CMS collaboration, *Combination of standard model Higgs boson searches and measurements of the properties of the new boson with a mass near 125 GeV* , [CMS-PAS-HIG-13-005](#) (2013).
- [83] G.F. Giudice, C. Grojean, A. Pomarol and R. Rattazzi, *The Strongly-Interacting Light Higgs*, *JHEP* **06** (2007) 045 [[hep-ph/0703164](#)] [[INSPIRE](#)].
- [84] A. Pomarol and F. Riva, *The Composite Higgs and Light Resonance Connection*, *JHEP* **08** (2012) 135 [[arXiv:1205.6434](#)] [[INSPIRE](#)].
- [85] L. Labun and J. Rafelski, *Top anomalous magnetic moment and the two photon decay of Higgs boson*, *Phys. Rev. D* **88** (2013) 071301 [[arXiv:1209.1046](#)] [[INSPIRE](#)].
- [86] L. Labun and J. Rafelski, *Higgs two-gluon decay and the top-quark chromomagnetic moment*, [arXiv:1210.3150](#) [[INSPIRE](#)].
- [87] J.F. Kamenik, M. Papucci and A. Weiler, *Constraining the dipole moments of the top quark*, *Phys. Rev. D* **85** (2012) 071501 [[arXiv:1107.3143](#)] [[INSPIRE](#)].
- [88] J. Elias-Miro, J.R. Espinosa, E. Masso and A. Pomarol, *Renormalization of dimension-six operators relevant for the Higgs decays $h \rightarrow \gamma\gamma, \gamma Z$* , *JHEP* **08** (2013) 033 [[arXiv:1302.5661](#)] [[INSPIRE](#)].
- [89] C. Degrande, J.M. Gerard, C. Grojean, F. Maltoni and G. Servant, *Probing Top-Higgs Non-Standard Interactions at the LHC*, *JHEP* **07** (2012) 036 [Erratum *ibid.* **1303** (2013) 032] [[arXiv:1205.1065](#)] [[INSPIRE](#)].
- [90] R. Contino, M. Ghezzi, C. Grojean, M. Muhlleitner and M. Spira, *Effective Lagrangian for a light Higgs-like scalar*, *JHEP* **07** (2013) 035 [[arXiv:1303.3876](#)] [[INSPIRE](#)].

- [91] A.V. Manohar and M.B. Wise, *Modifications to the properties of the Higgs boson*, *Phys. Lett. B* **636** (2006) 107 [[hep-ph/0601212](#)] [[INSPIRE](#)].
- [92] S.L. Glashow and S. Weinberg, *Natural Conservation Laws for Neutral Currents*, *Phys. Rev. D* **15** (1977) 1958 [[INSPIRE](#)].
- [93] H.E. Haber, G.L. Kane and T. Sterling, *The Fermion Mass Scale and Possible Effects of Higgs Bosons on Experimental Observables*, *Nucl. Phys. B* **161** (1979) 493 [[INSPIRE](#)].
- [94] L.J. Hall and M.B. Wise, *Flavor changing Higgs — boson couplings*, *Nucl. Phys. B* **187** (1981) 397 [[INSPIRE](#)].
- [95] J.F. Donoghue and L.F. Li, *Properties of Charged Higgs Bosons*, *Phys. Rev. D* **19** (1979) 945 [[INSPIRE](#)].
- [96] V.D. Barger, J.L. Hewett and R.J.N. Phillips, *New Constraints on the Charged Higgs Sector in Two Higgs Doublet Models*, *Phys. Rev. D* **41** (1990) 3421 [[INSPIRE](#)].
- [97] Y. Grossman, *Phenomenology of models with more than two Higgs doublets*, *Nucl. Phys. B* **426** (1994) 355 [[hep-ph/9401311](#)] [[INSPIRE](#)].
- [98] A.G. Akeroyd and W.J. Stirling, *Light charged Higgs scalars at high-energy e^+e^- colliders*, *Nucl. Phys. B* **447** (1995) 3 [[INSPIRE](#)].
- [99] A.G. Akeroyd, *Nonminimal neutral Higgs bosons at LEP-2*, *Phys. Lett. B* **377** (1996) 95 [[hep-ph/9603445](#)] [[INSPIRE](#)].
- [100] A.G. Akeroyd, *Fermiophobic and other nonminimal neutral Higgs bosons at the LHC*, *J. Phys. G* **24** (1998) 1983 [[hep-ph/9803324](#)] [[INSPIRE](#)].
- [101] M. Aoki, S. Kanemura, K. Tsumura and K. Yagyu, *Models of Yukawa interaction in the two Higgs doublet model and their collider phenomenology*, *Phys. Rev. D* **80** (2009) 015017 [[arXiv:0902.4665](#)] [[INSPIRE](#)].
- [102] G.C. Branco, P.M. Ferreira, L. Lavoura, M.N. Rebelo, M. Sher et al., *Theory and phenomenology of two-Higgs-doublet models*, *Phys. Rept.* **516** (2012) 1 [[arXiv:1106.0034](#)] [[INSPIRE](#)].
- [103] R.T. D’Agnolo, E. Kuflik and M. Zanetti, *Fitting the Higgs to Natural SUSY*, *JHEP* **03** (2013) 043 [[arXiv:1212.1165](#)] [[INSPIRE](#)].
- [104] A. Celis, V. Ilisie and A. Pich, *LHC constraints on two-Higgs doublet models*, *JHEP* **07** (2013) 053 [[arXiv:1302.4022](#)] [[INSPIRE](#)].
- [105] M. Carena, I. Low and C.E.M. Wagner, *Implications of a Modified Higgs to Diphoton Decay Width*, *JHEP* **08** (2012) 060 [[arXiv:1206.1082](#)] [[INSPIRE](#)].
- [106] L. Wang and X.-F. Han, *The recent Higgs boson data and Higgs triplet model with vector-like quark*, *Phys. Rev. D* **86** (2012) 095007 [[arXiv:1206.1673](#)] [[INSPIRE](#)].
- [107] W.-F. Chang, J.N. Ng and J.M.S. Wu, *Constraints on New Scalars from the LHC 125 GeV Higgs Signal*, *Phys. Rev. D* **86** (2012) 033003 [[arXiv:1206.5047](#)] [[INSPIRE](#)].
- [108] N. Bonne and G. Moreau, *Reproducing the Higgs boson data with vector-like quarks*, *Phys. Lett. B* **717** (2012) 409 [[arXiv:1206.3360](#)] [[INSPIRE](#)].
- [109] B. Bellazzini, C. Petersson and R. Torre, *Photophilic Higgs from sgoldstino mixing*, *Phys. Rev. D* **86** (2012) 033016 [[arXiv:1207.0803](#)] [[INSPIRE](#)].

- [110] J. Baglio, A. Djouadi and R.M. Godbole, *The apparent excess in the Higgs to di-photon rate at the LHC: New Physics or QCD uncertainties?*, *Phys. Lett. B* **716** (2012) 203 [[arXiv:1207.1451](#)] [[INSPIRE](#)].
- [111] G.F. Giudice, P. Paradisi, A. Strumia and A. Strumia, *Correlation between the Higgs Decay Rate to Two Photons and the Muon $g - 2$* , *JHEP* **10** (2012) 186 [[arXiv:1207.6393](#)] [[INSPIRE](#)].
- [112] L. Randall and R. Sundrum, *A Large mass hierarchy from a small extra dimension*, *Phys. Rev. Lett.* **83** (1999) 3370 [[hep-ph/9905221](#)] [[INSPIRE](#)].
- [113] Y. Eshel, S.J. Lee, G. Perez and Y. Soreq, *Shining Flavor and Radion Phenomenology in Warped Extra Dimension*, *JHEP* **10** (2011) 015 [[arXiv:1106.6218](#)] [[INSPIRE](#)].
- [114] V. Barger and M. Ishida, *Randall-Sundrum Reality at the LHC*, *Phys. Lett. B* **709** (2012) 185 [[arXiv:1110.6452](#)] [[INSPIRE](#)].
- [115] K. Cheung and T.-C. Yuan, *Could the excess seen at 124-126 GeV be due to the Randall-Sundrum Radion?*, *Phys. Rev. Lett.* **108** (2012) 141602 [[arXiv:1112.4146](#)] [[INSPIRE](#)].
- [116] J.R. Espinosa, M. Muhlleitner, C. Grojean and M. Trott, *Probing for Invisible Higgs Decays with Global Fits*, *JHEP* **09** (2012) 126 [[arXiv:1205.6790](#)] [[INSPIRE](#)].
- [117] G. Bélanger, B. Dumont, U. Ellwanger, J.F. Gunion and S. Kraml, *Status of invisible Higgs decays*, *Phys. Lett. B* **723** (2013) 340 [[arXiv:1302.5694](#)] [[INSPIRE](#)].
- [118] A. Djouadi, A. Falkowski, Y. Mambrini and J. Quevillon, *Direct Detection of Higgs-Portal Dark Matter at the LHC*, *Eur. Phys. J. C* **73** (2013) 2455 [[arXiv:1205.3169](#)] [[INSPIRE](#)].
- [119] B. Bellazzini, C. Csáki, J. Hubisz, J. Serra and J. Terning, *A Higgslike Dilaton*, *Eur. Phys. J. C* **73** (2013) 2333 [[arXiv:1209.3299](#)] [[INSPIRE](#)].
- [120] LUX collaboration, D.S. Akerib et al., *First results from the LUX dark matter experiment at the Sanford Underground Research Facility*, [arXiv:1310.8214](#) [[INSPIRE](#)].
- [121] A. Djouadi, *The Anatomy of electro-weak symmetry breaking. I: The Higgs boson in the standard model*, *Phys. Rept.* **457** (2008) 1 [[hep-ph/0503172](#)] [[INSPIRE](#)].