

# Systematic Properties of the Tsallis Distribution: Energy Dependence of Parameters in High-Energy $p - p$ Collisions

J. Cleymans<sup>1</sup>, G.I. Lykasov<sup>2</sup>, A.S. Parvan<sup>2,3</sup>, A.S. Sorin<sup>2</sup>, O.V. Teryaev<sup>2</sup>,  
D. Worku<sup>1</sup>

<sup>1</sup> *UCT-CERN Research Centre and Department of Physics, University of Cape Town,  
Rondebosch 7701, Cape, Republic of South Africa*

<sup>2</sup> *JINR, Dubna, 141980, Moscow region, Russia*

<sup>3</sup> *Institute of Applied Physics, Moldova Academy of Sciences, MD-2028 Chisinau,  
Republic of Moldova*

---

## Abstract

Changes in the transverse momentum distributions with beam energy are studied using the Tsallis distribution as a parameterization. The dependence of the Tsallis parameters  $q$ ,  $T$  and the volume are determined as a function of beam energy. The Tsallis parameter  $q$  shows a weak but clear increase with beam energy with the highest value being approximately 1.15. The Tsallis temperature and volume are consistent with being independent of beam energy within experimental uncertainties.

*Keywords:* Tsallis distribution, transverse momentum

---

## 1. Introduction

There exists a rich and wide variety of distributions covering a large range of applications [1, 2, 3]. Those having a power law behaviour have attracted considerable attention in physics in recent years but there is a long history in other fields such as biology and economics [4].

In high energy physics power law distributions have been applied in [5, 6, 7, 8, 9] to the description of transverse momenta of secondary particles produced in  $p - p$  collisions. Indeed the available range of transverse momenta has expanded considerably with the advent of the Large Hadron Collider (LHC). Collider energies of 8 TeV are now available in  $p - p$  collisions and

transverse momenta of hundreds of GeV are now common. Applications of the Tsallis distribution to high energy  $e^+ - e^-$  annihilation has been considered previously in [10]. A recent review of power laws in elementary and heavy-ion collisions can be found in [11]. The Tsallis distribution has the advantage of being connected, via the entropy, to thermodynamics which is not the case for other power-law distributions [12, 13]. In this paper the focus is on the energy dependence of the Tsallis parameters describing the transverse momenta at mid-rapidity in high energy  $p - p$  collisions. The rapidity distributions contain more dynamics, e.g. strong longitudinal expansion, and will not be considered in this paper which is limited to mid-rapidity.

## 2. Choice of Distribution

In the analysis of the new data, a Tsallis-like distribution gives excellent fits to the transverse momentum distributions as shown by the STAR [5] and PHENIX [6] collaborations at RHIC and by the ALICE [7], ATLAS [8] and CMS [9] collaborations at the LHC. In this paper we review the parameterization used by these groups and propose a slightly different one which leads to a more consistent interpretation and has the bonus of being thermodynamically consistent.

In the framework of Tsallis statistics [14, 15, 16, 17, 18, 19, 20] the particle number,  $N$ , the energy density  $\epsilon$  and the pressure  $P$  are given by corresponding integrals over the Tsallis distribution

$$N = gV \int \frac{d^3p}{(2\pi)^3} \left[ 1 + (q-1) \frac{E - \mu}{T} \right]^{-\frac{q}{q-1}}, \quad (1)$$

$$\epsilon = g \int \frac{d^3p}{(2\pi)^3} E \left[ 1 + (q-1) \frac{E - \mu}{T} \right]^{-\frac{q}{q-1}}, \quad (2)$$

$$P = g \int \frac{d^3p}{(2\pi)^3} \frac{p^2}{3E} \left[ 1 + (q-1) \frac{E - \mu}{T} \right]^{-\frac{q}{q-1}}, \quad (3)$$

$$\epsilon + P = Ts + \mu n. \quad (4)$$

where  $T$  and  $\mu$  are the temperature and the chemical potential,  $V$  is the volume and  $g$  is the degeneracy factor. These expressions are thermodynamically consistent, e.g. it can be easily shown [18] that consistency relations of the type

$$N = V \left. \frac{\partial P}{\partial \mu} \right|_T, \quad (5)$$

are indeed satisfied. The parameter  $q$  might be treated as a sort of an anomalous dimension, while the parameter  $T$  characterizes a soft dimensionfull scale.

Note the extra power of  $q$  compared to other forms of the Tsallis distribution, this is necessary in order to have thermodynamic consistency. The motivation for using the above expressions has been presented in detail in [18] and will not be repeated here. Other proposals have been made in the literature, see e.g. [21, 22, 23] and using a mean field approach [24]. The particular form of the Tsallis distribution presented above has been referred to as Tsallis-B distribution in [18]. Following from (1), the momentum distribution is given by,

$$\frac{d^3 N}{d^3 p} = \frac{gV}{(2\pi)^3} \left[ 1 + (q-1) \frac{E - \mu}{T} \right]^{-q/(q-1)}, \quad (6)$$

or, expressed in terms of transverse momentum,  $p_T$ , the transverse mass,  $m_T \equiv \sqrt{p_T^2 + m^2}$ , and the rapidity  $y$

$$\frac{d^2 N}{dp_T dy} = gV \frac{p_T m_T \cosh y}{(2\pi)^2} \left[ 1 + (q-1) \frac{m_T \cosh y - \mu}{T} \right]^{-q/(q-1)}. \quad (7)$$

At mid-rapidity,  $y = 0$ , and for zero chemical potential, as is relevant at the LHC, this reduces to

$$\left. \frac{d^2 N}{dp_T dy} \right|_{y=0} = gV \frac{p_T m_T}{(2\pi)^2} \left[ 1 + (q-1) \frac{m_T}{T} \right]^{-q/(q-1)}. \quad (8)$$

In the limit where the parameter  $q$  goes to 1 it is well-known that this reduces the standard Boltzmann distribution:

$$\lim_{q \rightarrow 1} \frac{d^2 N}{dp_T dy} = gV \frac{p_T m_T \cosh y}{(2\pi)^2} \exp \left( -\frac{m_T \cosh y - \mu}{T} \right). \quad (9)$$

The parameterization given in Eq. (7) is close to the one used e.g. by the ALICE and other collaborations [5, 6, 7, 8, 9]:

$$\frac{d^2 N}{dp_T dy} = p_T \frac{dN}{dy} \frac{(n-1)(n-2)}{nC(nC + m_0(n-2))} \left[ 1 + \frac{m_T - m_0}{nC} \right]^{-n}, \quad (10)$$

where  $n$  and  $C$  are fit parameters. This formula can also be understood as an interpolation between low transverse momenta exponential fall-off and high

momenta QCD power law behaviour [12, 13]. This corresponds to substituting

$$n \rightarrow \frac{q}{q-1}, \quad (11)$$

and

$$nC \rightarrow \frac{T + m_0(q-1)}{q-1}. \quad (12)$$

After this substitution Eq. (10) becomes

$$\begin{aligned} \frac{d^2 N}{dp_T dy} = & p_T \frac{dN}{dy} \frac{(n-1)(n-2)}{nC(nC + m_0(n-2))} \\ & \left[ \frac{T}{T + m_0(q-1)} \right]^{-q/(q-1)} \\ & \left[ 1 + (q-1) \frac{m_T}{T} \right]^{-q/(q-1)}. \end{aligned} \quad (13)$$

At mid-rapidity  $y = 0$  and zero chemical potential, this has the same dependence on the transverse momentum as (8) apart from an additional factor  $m_T$  on the right-hand side of (7). However, the inclusion of the rest mass in the substitution Eq. (12) is not in agreement with the Tsallis distribution as it breaks  $m_T$  scaling which is present in Eq. (7) but not in Eq. (10). The inclusion of the factor  $m_T$  leads to a more consistent interpretation of the variables  $q$  and  $T$ .

It is to be noted the variables  $(T, V, q, \mu)$  in the distribution function Eq. (6) have a redundancy for  $\mu \neq 0$  and are not independent. Indeed, let  $T = T_0$  and  $V = V_0$  at  $\mu = 0$  and fixed values of  $q$ . Comparing Eq. (6) written for  $\mu = 0$  and the same equation written for finite values of  $\mu$ , we obtain

$$T_0 = T \left[ 1 - (q-1) \frac{\mu}{T} \right], \quad \mu \leq \frac{T}{q-1}, \quad (14)$$

$$V_0 = V \left[ 1 - (q-1) \frac{\mu}{T} \right]^{\frac{q}{1-q}}. \quad (15)$$

Therefore, the variables  $T$  and  $V$  are functions of  $\mu$  at fixed values of  $q$  and they can be calculated if the parameters  $(T_0, V_0)$  and  $q$  are known. This redundancy is not present when  $\mu = 0$ , which is the case relevant for the LHC due to the particle-antiparticle symmetry.

A very good description of transverse momenta distributions at RHIC has been obtained in Refs [25, 26] on the basis of a coalescence model where

the Tsallis distribution is used for quarks. In this paper we use the Tsallis distribution for hadrons, not for quarks.

A Tsallis fit has also been considered in Ref. [27] but a different power law in the Tsallis function was considered by these authors.

Interesting results were obtained in Refs. [28, 29, 30, 31] where spectra for identified particles were analyzed and the resulting values for the parameters  $q$  and  $T$  were considered. These authors did not consider the energy dependence which is the main focus of the present paper.

The transverse momentum distribution in connection with the multiplicity in different events was considered in Ref. [32].

The energy dependence of the transverse momentum spectra has been studied on the basis of gluon collisions in Ref. [33].

### 3. Energy Dependence of Transverse Momentum Distributions

The energy dependence in  $p-p$  collisions can be determined by studying data at beam energies of 0.54 [34], 0.9, 2.36 and 7 TeV [8, 9]. These involve distributions summed over charged particles. The fits were performed using a sum of three Tsallis distributions, the first one for  $\pi^+$ , the second one for  $K^+$  and the third one for protons  $p$ . The relative weights between these were simply determined by the corresponding degeneracy factors, i.e. 1 for  $\pi^+$  and  $K^+$  and 2 for protons. The fit was taken at mid-rapidity and for  $\mu = 0$  using the following expression:

$$\frac{1}{2\pi p_T} \left. \frac{d^2 N(\text{charged particles})}{dp_T dy} \right|_{y=0} = \frac{2V}{(2\pi)^3} \sum_{i=1}^3 g_i m_{T,i} \left[ 1 + (q-1) \frac{m_{T,i}}{T} \right]^{-\frac{q}{q-1}}, \quad (16)$$

where  $i = (\pi^+, K^+, p)$  and  $g_{\pi^+} = 1$ ,  $g_{K^+} = 1$  and  $g_p = 2$ . The factor 2 in front of the right hand side of this equation takes into account the contribution of the antiparticles ( $\pi^-, K^-, \bar{p}$ ). The resulting values of the parameters are shown in Table 1.

The Tsallis parameter  $q$  has a tendency to increase slowly but clearly with increasing energy.

The radius is listed instead of the volume  $V$  in Eq. (16) and is defined as  $R \equiv [V \frac{3}{4\pi}]^{1/3}$ . Note that the volume can contain dynamical factors, e.g. for a cylindrical expansion along the beam axis the volume could be interpreted as

$\sqrt{s}$ , TeV	$T$ , MeV	$R$ , fm	$q$
0.54 (UA1)	$77.59 \pm 1.40$	$4.25 \pm 0.10$	$1.1175 \pm 0.0014$
0.9 (ALICE)	$75.45 \pm 3.18$	$4.55 \pm 0.26$	$1.1305 \pm 0.0031$
0.9 (ATLAS)	$83.89 \pm 1.35$	$3.91 \pm 0.11$	$1.1217 \pm 0.0007$
2.36 (ATLAS)	$75.79 \pm 4.01$	$4.46 \pm 0.37$	$1.1419 \pm 0.0025$
7 (ATLAS)	$82.42 \pm 1.30$	$4.34 \pm 0.11$	$1.1479 \pm 0.0008$

Table 1: Parameters for the Tsallis fit

the transverse surface multiplied by the lifetime,  $\tau$ , of the system, e.g.  $\pi R^2 \tau$  as would be more appropriate for a scenario with longitudinal scaling [35]. The value of  $R$  should therefore not be considered in a full dynamical model. It is not necessarily related to the size of the system as deduced from a HBT analysis [36, 37, 38] but serves to fix the normalization of the distribution. The radius (volume) and the temperature do not show any significant change between the lowest beam energy considered (0.54 TeV) and the highest one (7 TeV) as can be seen from Fig. 1 and Fig. 3.

The energy dependence of the various parameters is displayed in Figs. 1, 2 and 3.

In Fig. 4 we show the charged hadron yields as a function of the transverse momentum  $p_T$  at four different energies. The experimental data points are from the ATLAS collaboration [8] for  $pp$  collisions at energies  $\sqrt{s} = 0.9, 2.36, 7$  TeV and from the UA1 collaboration in  $p\bar{p}$  collisions at  $\sqrt{s} = 0.54$  TeV [34]. The curves represent fits of Eq. (16) to the data.

The extremely large range of  $p_T$  described by Tsallis distribution makes it applicable in the region usually considered to be the domain of QCD hard scattering. This may be interpreted as a manifestation of the “duality” between the statistical and dynamical description of strong interactions [39, 40]. In this sense Tsallis statistics may be considered as an effective theory allowing for an extension of the region of applicability of perturbative QCD from large to low  $p_T$ . It is not unnatural, as approximate scale invariance manifested in QCD both at large and small momentum scales is qualitatively similar to power law statistics. It remains to be understood whether any further relations can be found, like the dynamical origins of thermal spectra [41]. Note, that the application of the duality to the longitudinal

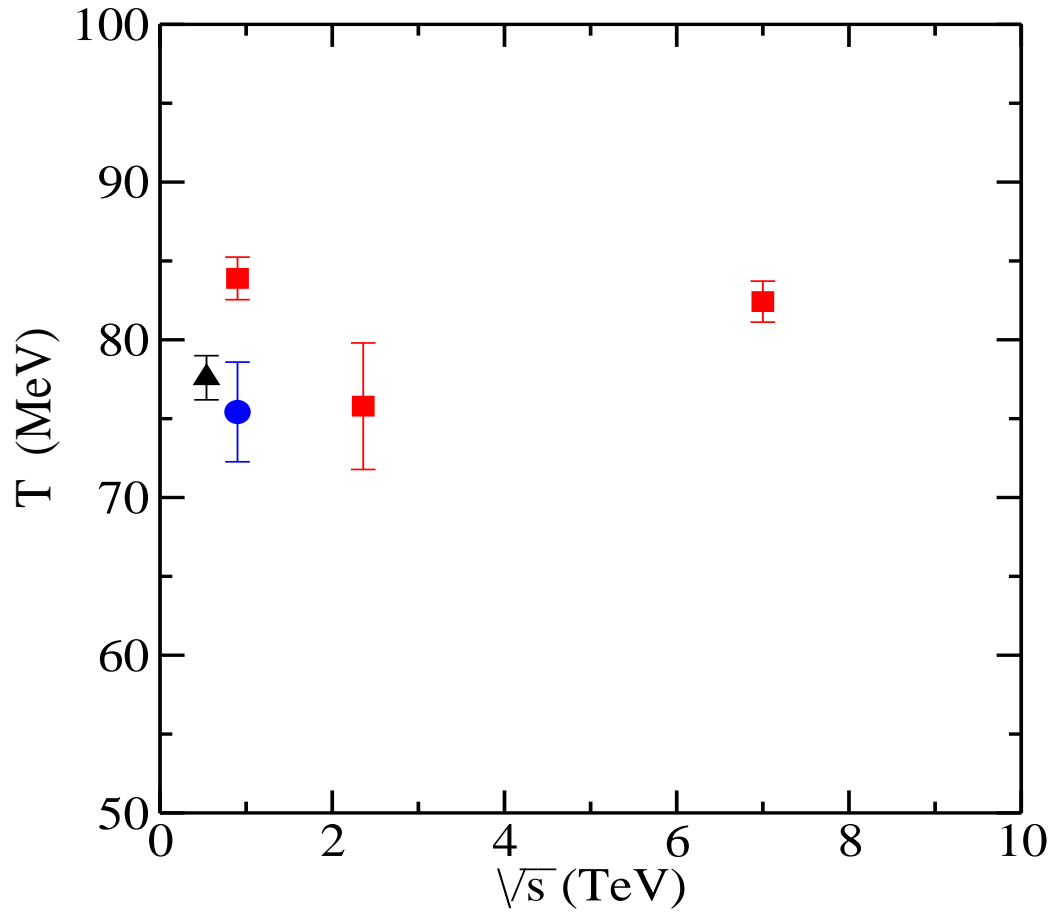


Figure 1: (Color online) Energy dependence of the Tsallis temperature  $T$  appearing in the Tsallis distribution. Square points are from the ATLAS collaboration [8], the round point is from the ALICE collaboration [7] and the triangle point is from the UA1 collaboration [34].

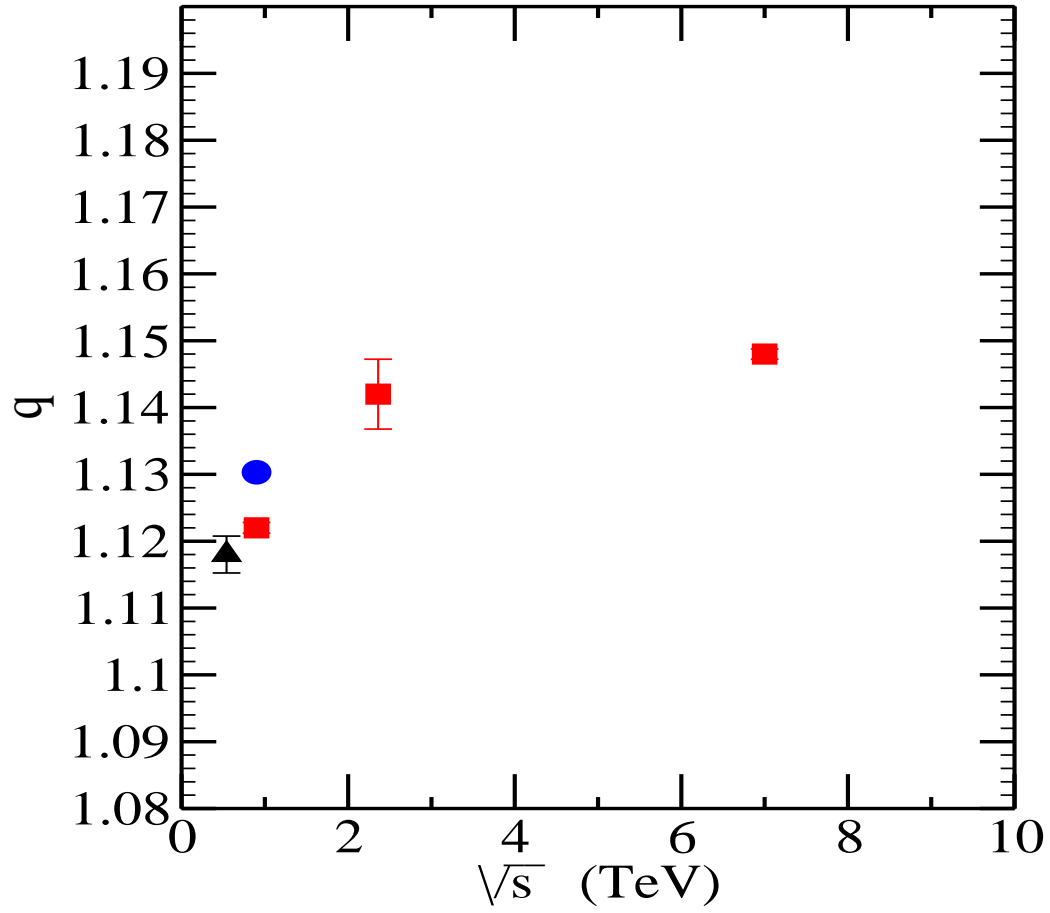


Figure 2: (Color online) Energy dependence of the Tsallis parameter  $q$  appearing in the Tsallis distribution. Square points are from the ATLAS collaboration [8], the round point is from the ALICE collaboration [7] and the triangle point is from the UA1 collaboration [34].



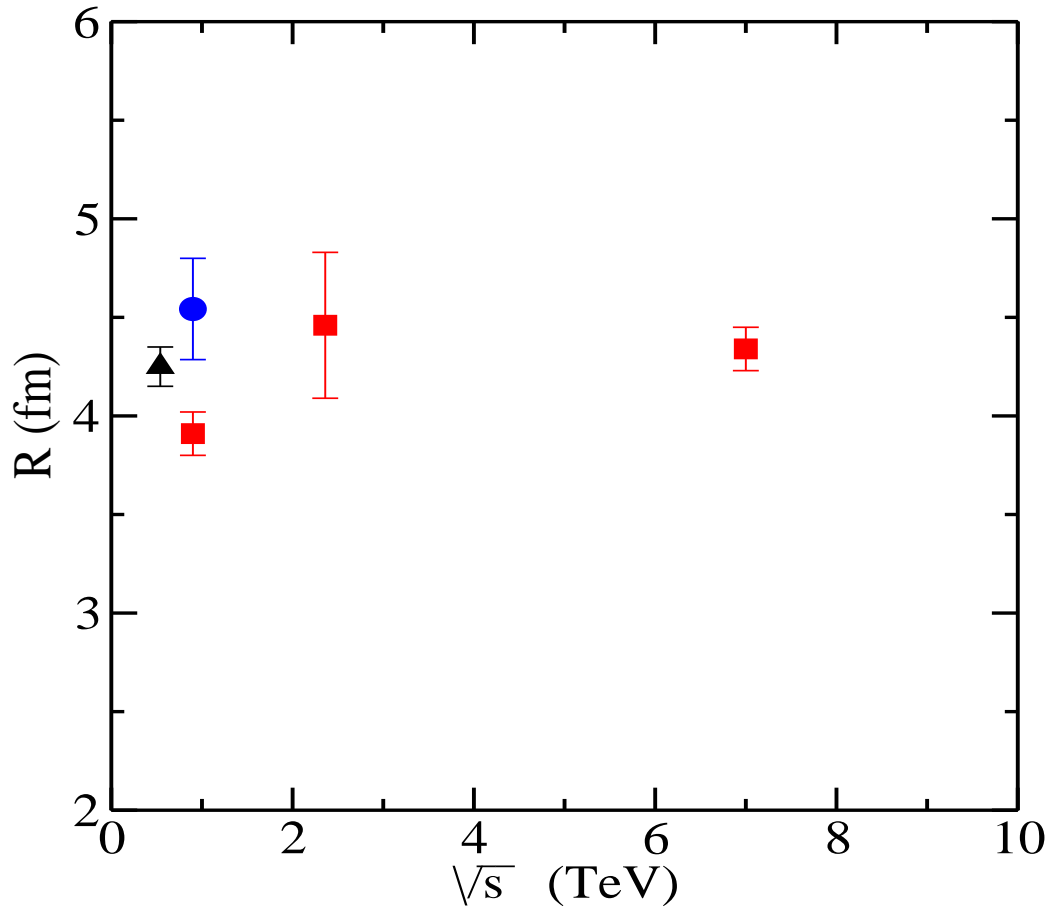


Figure 3: (Color online) Energy dependence of the Tsallis radius  $R$  appearing in the volume factor. Square points are from the ATLAS collaboration [8], the round point is from the ALICE collaboration [7] and the triangle point is from the UA1 collaboration [34].

spectra should be performed at the level of parton distributions, where the natural temperature scale is defined by the corresponding intrinsic transverse momentum [42], rather than hadrons directly, which would lead to the “temperature” of beam energy scale order.

The Tsallis parameter  $q$  shows a clear but weak energy dependence which we have parameterized as

$$q(s) = 1.12567 (\sqrt{s})^{0.011211} \quad (17)$$

On the basis of these changes with energy we have attempted a prediction for the transverse momentum distribution at invariant energy of 8 and 14 TeV which are presented in Fig. 4. A different parameterization has been proposed by Wibig [43, 44], the values obtained there are systematically below the values obtained here. The fits are also very good at low transverse momenta as can be seen from Fig. 5. The curves are calculations using Eq. (16) at mid-rapidity  $y = 0$  and zero chemical potential  $\mu = 0$  for the parameters of the Tsallis fit in Table 1.

#### 4. Discussion and Conclusions

As has been noticed in other publications, the Tsallis distribution leads to excellent fits to the transverse momentum distributions in high energy  $p - p$  collisions. By comparing results from UA1 [34] to results obtained at the LHC [7, 8, 9] it has been possible to extract the parameters  $q, T$  and  $V$  for a wide range of energies. A consistent picture emerges from a comparison of fits using the Tsallis distribution to high energy  $p - p$  collisions.

#### Acknowledgments

The authors are grateful to the South Africa - JINR collaboration programme which made this research possible. The work of A.S.S. and O.V.T. was supported in part by the Russian Foundation for Basic Research, Grant No. 11-02-01538-a.

#### References

#### References

- [1] M.E.J. Newman, Contemporary Physics **46**, 323 (2005).

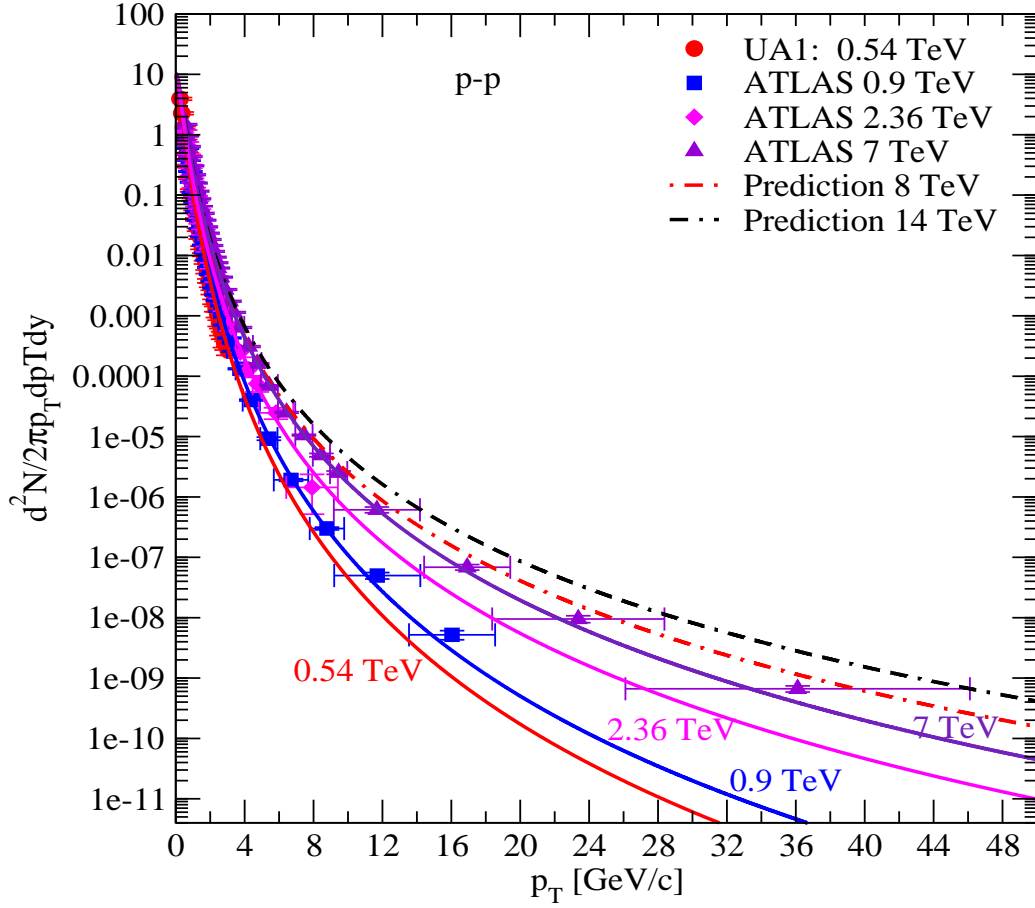


Figure 4: (Color online) Charged hadron yield as a function of the transverse momentum  $p_T$  from the UA1 collaboration in  $p\bar{p}$  collisions at  $\sqrt{s} = 0.54$  TeV [34] and data from the ATLAS collaboration [8]. The curves were obtained using Eq. (16). The parameters of the fit are given in Table 1.

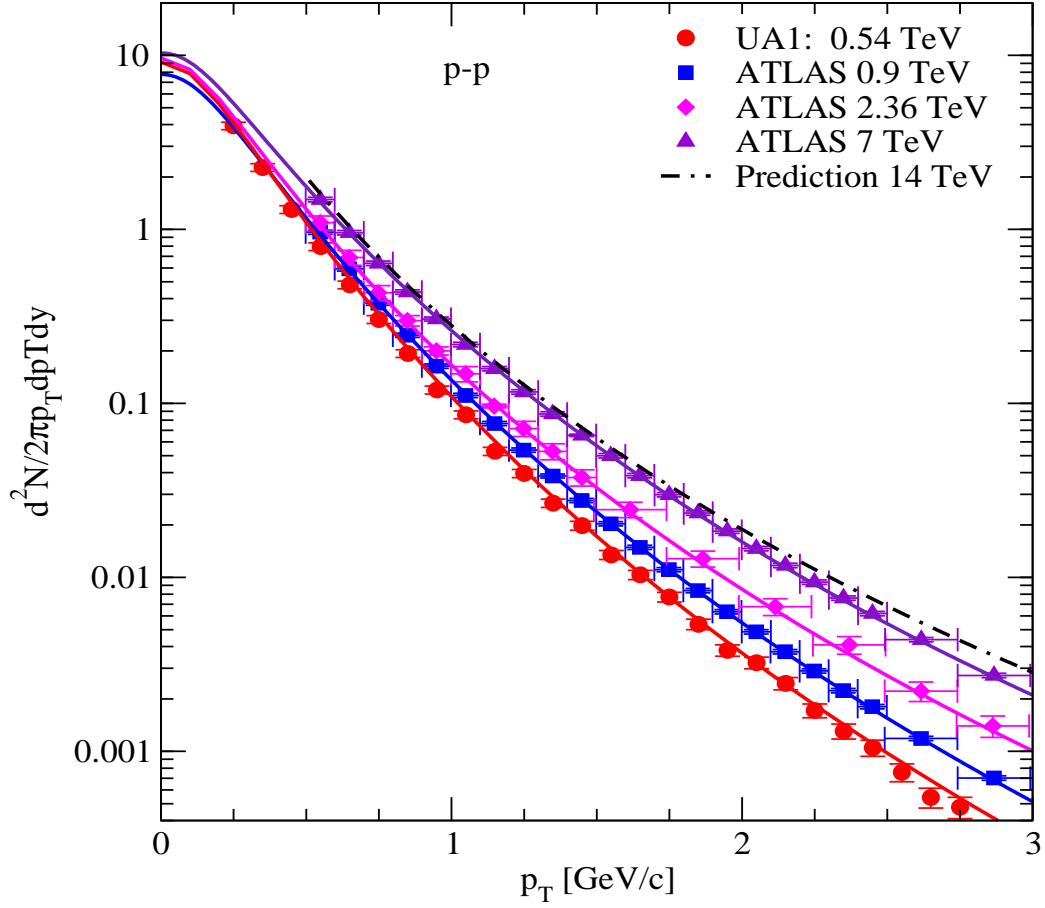


Figure 5: (Color online) Charged hadron yield as a function of the transverse momentum  $p_T$  from the UA1 collaboration in  $p\bar{p}$  collisions at  $\sqrt{s} = 0.54$  TeV [34] and data from the ATLAS collaboration [8] showing only the low transverse momentum part. The curves were obtained using Eq. (16). The parameters of the fit are given in Table 1.

- [2] A. Clauset, C.R. Shalizi, M.E.J. Newman, SIAM Review **51**, 661 (2009).
- [3] F. Bardou, J.-P. Bouchaud, A. Aspect, C. Cohen-Tannoudji, “*Lévy Statistics and Laser Cooling*”, Cambridge University Press, (2002).
- [4] M. Mitzenmacher, Internet Mathematics, **1**, 226 (2003).
- [5] B. I. Abelev et al. (STAR Collaboration), Phys. Rev. C **75**, 064901 (2007).
- [6] A. Adare et al. (PHENIX Collaboration), Phys. Rev. C **83**, 052004, (2010); Phys. Rev. C **83**, 064903 (2011).
- [7] K. Aamodt, et al. (ALICE Collaboration), Eur. Phys. J. C **71** 1655 (2011); Phys. Lett. **B693**, 53 (2010) ; Phys. Rev. D **82**, 052001 (2010).
- [8] G. Aad, et al. (ATLAS Collaboration), New J. Phys. **13**, 053033 (2011).
- [9] V. Khachatryan, et al. (CMS Collaboration), Phys. Rev. Lett. **105**, 022002 (2010).
- [10] I. Bediaga, E.M.F. Curado, J.M. de Miranda, Physica A **286**, 156 (2000).
- [11] G. Wilk and Z. Wlodarczyk, Eur. Phys. J. A **40**, 299 (2009); **48**, 161 (2012).
- [12] R. Hagedorn, Riv. Nuovo Cimento **6**, 1 (1984).
- [13] C. Michael and L. Vanryckeghem, J. Phys. G **3** L151 (1977).
- [14] C. Tsallis, J. Statist. Phys. **52**, 479 (1988).
- [15] C. Tsallis, R. S. Mendes, A. R. Plastino, Physica A **261**, 534 (1998).
- [16] J. M. Conroy, H. G. Miller, A. R. Plastino, Phys. Lett. A **374**, 4581 (2010).
- [17] J. Cleymans and D. Worku, J. Phys. G **39**, 025006 (2012).
- [18] J. Cleymans and D. Worku, Eur. Phys. J. A **48**, 160 (2012).
- [19] A.S. Parvan, Phys. Lett. A **350**, 331 (2006).
- [20] A.S. Parvan, Phys. Lett. A **360**, 26 (2006).

- [21] A. Lavagno, Phys. Lett. A **301**, 13 (2002).
- [22] A. Drago, A. Lavagno, P. Quarati, Physca A **344**, 472 (2004).
- [23] W.M. Alberico, A. Lavagno, Eur. Phys. J. A **40**, 313 (2009).
- [24] A. Lavagno, Phys. Rev. C **81**, 044909 (2010).
- [25] K. Ürmössy, T.S. Biró, Phys. Lett. B **689**, 14 (2010).
- [26] K. Ürmössy, T.S. Biró, J. Phys. G **36**, 064044 (2009).
- [27] Cheuk-Yin Wong, G. Wilk, Acta Physica Polonica, **43**, 2047 (2012).
- [28] L. Marques, E.Andrade-II, A. Deppman, arXiv:1210.1725[hep-ph]
- [29] A. Deppman, arXiv:1212.0379[hep-ph].
- [30] I. Sena, A. Deppman, arXiv:1208.2952[hep-ph]
- [31] I. Sena, A. Deppman, arXiv:1209.2367[hep-ph]
- [32] K. Ürmössy, arXiv:1212.0260[hep-ph].
- [33] A. Bednyakov, A.A. Grinyuk, G.I. Lykasov, M. Poghosian, Int. J. Mod. Phys. A **27**, 1250042 (2012).
- [34] C. Albajar et al. (UA1 Collaboration), Nucl. Phys. B **335** (1990) 261.
- [35] J.D. Bjorken, Phys. Rev. D **27** (1983) 140.
- [36] T. Alexopoulos, Phys. Rev. D **48** (1993) 1931.
- [37] K. Aamodt wt al., Phys. Rev. D **82** (2010) 052001.
- [38] M.M. Aggarwal, Phys. Rev. V **83** (2011) 064905.
- [39] J. Cleymans, G.I. Lykasov, A.N. Sissakian, A.S. Sorin and O.V. Teryaev, arXiv:1004.2770[hep-ph].
- [40] J. Cleymans, G.I. Lykasov, A.S. Sorin and O.V. Teryaev, Phys. Atom. Nucl. **75**, 725 (2012) [arXiv:1104.0620 [hep-ph]].
- [41] H. Satz, Int. J. Mod. Phys. E **21**, 1230006 (2012).

- [42] A. V. Efremov, P. Schweitzer, O. V. Teryaev and P. Zavada, Phys. Rev. D **83**, 054025 (2011) [arXiv:1012.5296 [hep-ph]].
- [43] T. Wibig, J. Phys. G: Nucl. Part. Phys. **37** 115009 (2010).
- [44] T. Wibig, I. Kurp, JHEP **0312** 039 (2003).