



Measurement of the $D_s^+ - D_s^-$ production asymmetry in 7 TeV pp collisions

The LHCb collaboration[†]

Abstract

Heavy quark production in 7 TeV centre-of-mass energy pp collisions at the LHC is not necessarily flavour symmetric. The production asymmetry, A_P , between D_s^+ and D_s^- mesons is studied using the $\phi\pi^\pm$ decay mode in a data sample of 1.0 fb^{-1} collected with the LHCb detector. The difference between π^+ and π^- detection efficiencies is determined using the ratios of fully reconstructed to partially reconstructed $D^{*\pm}$ decays. The overall production asymmetry in the D_s^\pm rapidity region 2.0 to 4.5 with transverse momentum larger than 2 GeV is measured to be $A_P = (-0.33 \pm 0.22 \pm 0.10)\%$. This result can constrain models of heavy flavour production.

Submitted to Physics Letters B

[†]Authors are listed on the following pages.

LHCb collaboration

R. Aaij³⁸, C. Abellan Beteta^{33,n}, A. Adametz¹¹, B. Adeva³⁴, M. Adinolfi⁴³, C. Adrover⁶, A. Affolder⁴⁹, Z. Ajaltouni⁵, J. Albrecht³⁵, F. Alessio³⁵, M. Alexander⁴⁸, S. Ali³⁸, G. Alkhazov²⁷, P. Alvarez Cartelle³⁴, A.A. Alves Jr²², S. Amato², Y. Amhis³⁶, J. Anderson³⁷, R.B. Appleby⁵¹, O. Aquines Gutierrez¹⁰, F. Archilli^{18,35}, A. Artamonov³², M. Artuso^{53,35}, E. Aslanides⁶, G. Auriemma^{22,m}, S. Bachmann¹¹, J.J. Back⁴⁵, V. Balagura^{28,35}, W. Baldini¹⁶, R.J. Barlow⁵¹, C. Barschel³⁵, S. Barsuk⁷, W. Barter⁴⁴, A. Bates⁴⁸, C. Bauer¹⁰, Th. Bauer³⁸, A. Bay³⁶, J. Beddow⁴⁸, I. Bediaga¹, S. Belogurov²⁸, K. Belous³², I. Belyaev²⁸, E. Ben-Haim⁸, M. Benayoun⁸, G. Bencivenni¹⁸, S. Benson⁴⁷, J. Benton⁴³, R. Bernet³⁷, M.-O. Bettler¹⁷, M. van Beuzekom³⁸, A. Bien¹¹, S. Bifani¹², T. Bird⁵¹, A. Bizzeti^{17,h}, P.M. Bjørnstad⁵¹, T. Blake³⁵, F. Blanc³⁶, C. Blanks⁵⁰, J. Blouw¹¹, S. Blusk⁵³, A. Bobrov³¹, V. Bocci²², A. Bondar³¹, N. Bondar²⁷, W. Bonivento¹⁵, S. Borghi^{48,51}, A. Borgia⁵³, T.J.V. Bowcock⁴⁹, C. Bozzi¹⁶, T. Brambach⁹, J. van den Brand³⁹, J. Bressieux³⁶, D. Brett⁵¹, M. Britsch¹⁰, T. Britton⁵³, N.H. Brook⁴³, H. Brown⁴⁹, A. Büchler-Germann³⁷, I. Burducea²⁶, A. Bursche³⁷, J. Buytaert³⁵, S. Cadeddu¹⁵, O. Callot⁷, M. Calvi^{20,j}, M. Calvo Gomez^{33,n}, A. Camboni³³, P. Campana^{18,35}, A. Carbone¹⁴, G. Carboni^{21,k}, R. Cardinale^{19,i,35}, A. Cardini¹⁵, L. Carson⁵⁰, K. Carvalho Akiba², G. Casse⁴⁹, M. Cattaneo³⁵, Ch. Cauet⁹, M. Charles⁵², Ph. Charpentier³⁵, N. Chiapolini³⁷, M. Chrzaszcz²³, K. Ciba³⁵, X. Cid Vidal³⁴, G. Ciezarek⁵⁰, P.E.L. Clarke⁴⁷, M. Clemencic³⁵, H.V. Cliff⁴⁴, J. Closier³⁵, C. Coca²⁶, V. Coco³⁸, J. Cogan⁶, E. Cogneras⁵, P. Collins³⁵, A. Comerma-Montells³³, A. Contu⁵², A. Cook⁴³, M. Coombes⁴³, G. Corti³⁵, B. Couturier³⁵, G.A. Cowan³⁶, R. Currie⁴⁷, C. D'Ambrosio³⁵, P. David⁸, P.N.Y. David³⁸, I. De Bonis⁴, K. De Bruyn³⁸, S. De Capua^{21,k}, M. De Cian³⁷, J.M. De Miranda¹, L. De Paula², P. De Simone¹⁸, D. Decamp⁴, M. Deckenhoff⁹, H. Degaudenzi^{36,35}, L. Del Buono⁸, C. Deplano¹⁵, D. Derkach^{14,35}, O. Deschamps⁵, F. Dettori³⁹, J. Dickens⁴⁴, H. Dijkstra³⁵, P. Diniz Batista¹, F. Domingo Bonal^{33,n}, S. Donleavy⁴⁹, F. Dordei¹¹, A. Dosil Suárez³⁴, D. Dossett⁴⁵, A. Dovbnya⁴⁰, F. Dupertuis³⁶, R. Dzhelyadin³², A. Dziurda²³, A. Dzyuba²⁷, S. Easo⁴⁶, U. Egede⁵⁰, V. Egorychev²⁸, S. Eidelman³¹, D. van Eijk³⁸, F. Eisele¹¹, S. Eisenhardt⁴⁷, R. Ekelhof⁹, L. Eklund⁴⁸, Ch. Elsasser³⁷, D. Elsby⁴², D. Esperante Pereira³⁴, A. Falabella^{16,e,14}, C. Färber¹¹, G. Fardell⁴⁷, C. Farinelli³⁸, S. Farry¹², V. Fave³⁶, V. Fernandez Albor³⁴, M. Ferro-Luzzi³⁵, S. Filippov³⁰, C. Fitzpatrick⁴⁷, M. Fontana¹⁰, F. Fontanelli^{19,i}, R. Forty³⁵, O. Francisco², M. Frank³⁵, C. Frei³⁵, M. Frosini^{17,f}, S. Furcas²⁰, A. Gallas Torreira³⁴, D. Galli^{14,c}, M. Gandelman², P. Gandini⁵², Y. Gao³, J.-C. Garnier³⁵, J. Garofoli⁵³, J. Garra Tico⁴⁴, L. Garrido³³, D. Gascon³³, C. Gaspar³⁵, R. Gauld⁵², N. Gauvin³⁶, M. Gersabeck³⁵, T. Gershon^{45,35}, Ph. Ghez⁴, V. Gibson⁴⁴, V.V. Gligorov³⁵, C. Göbel⁵⁴, D. Golubkov²⁸, A. Golutvin^{50,28,35}, A. Gomes², H. Gordon⁵², M. Grabalosa Gándara³³, R. Graciani Diaz³³, L.A. Granado Cardoso³⁵, E. Graugés³³, G. Graziani¹⁷, A. Grecu²⁶, E. Greening⁵², S. Gregson⁴⁴, O. Grünberg⁵⁵, B. Gui⁵³, E. Gushchin³⁰, Yu. Guz³², T. Gys³⁵, C. Hadjivasiliou⁵³, G. Haefeli³⁶, C. Haen³⁵, S.C. Haines⁴⁴, T. Hampson⁴³, S. Hansmann-Menzemer¹¹, N. Harnew⁵², J. Harrison⁵¹, P.F. Harrison⁴⁵, T. Hartmann⁵⁵, J. He⁷, V. Heijne³⁸, K. Hennessy⁴⁹, P. Henrard⁵, J.A. Hernando Morata³⁴, E. van Herwijnen³⁵, E. Hicks⁴⁹, P. Hopchev⁴, W. Hulsbergen³⁸, P. Hunt⁵², T. Huse⁴⁹, R.S. Huston¹², D. Hutchcroft⁴⁹, D. Hynds⁴⁸, V. Iakovenko⁴¹, P. Ilten¹², J. Imong⁴³, R. Jacobsson³⁵, A. Jaeger¹¹, M. Jahjah Hussein⁵, E. Jans³⁸, F. Jansen³⁸, P. Jaton³⁶, B. Jean-Marie⁷, F. Jing³, M. John⁵², D. Johnson⁵², C.R. Jones⁴⁴, B. Jost³⁵, M. Kabbalo⁹, S. Kandybei⁴⁰, M. Karacson³⁵, T.M. Karbach⁹, J. Keaveney¹², I.R. Kenyon⁴², U. Kerzel³⁵,

T. Ketel³⁹, A. Keune³⁶, B. Khanji⁶, Y.M. Kim⁴⁷, M. Knecht³⁶, I. Komarov²⁹, R.F. Koopman³⁹,
 P. Koppenburg³⁸, M. Korolev²⁹, A. Kozlinskiy³⁸, L. Kravchuk³⁰, K. Kreplin¹¹, M. Kreps⁴⁵,
 G. Krocker¹¹, P. Krovovny³¹, F. Kruse⁹, K. Kruzelecki³⁵, M. Kucharczyk^{20,23,35,j},
 V. Kudryavtsev³¹, T. Kvaratskheliya^{28,35}, V.N. La Thi³⁶, D. Lacarrere³⁵, G. Lafferty⁵¹,
 A. Lai¹⁵, D. Lambert⁴⁷, R.W. Lambert³⁹, E. Lanciotti³⁵, G. Lanfranchi¹⁸, C. Langenbruch³⁵,
 T. Latham⁴⁵, C. Lazzeroni⁴², R. Le Gac⁶, J. van Leerdam³⁸, J.-P. Lees⁴, R. Lefèvre⁵,
 A. Leflat^{29,35}, J. Lefrançois⁷, O. Leroy⁶, T. Lesiak²³, L. Li³, Y. Li³, L. Li Gioi⁵, M. Lieng⁹,
 M. Liles⁴⁹, R. Lindner³⁵, C. Linn¹¹, B. Liu³, G. Liu³⁵, J. von Loeben²⁰, J.H. Lopes²,
 E. Lopez Asamar³³, N. Lopez-March³⁶, H. Lu³, J. Luisier³⁶, A. Mac Raighne⁴⁸, F. Machefert⁷,
 I.V. Machikhiliyan^{4,28}, F. Maciuc¹⁰, O. Maev^{27,35}, J. Magnin¹, S. Malde⁵²,
 R.M.D. Mamunur³⁵, G. Manca^{15,d}, G. Mancinelli⁶, N. Mangiafave⁴⁴, U. Marconi¹⁴,
 R. Märki³⁶, J. Marks¹¹, G. Martellotti²², A. Martens⁸, L. Martin⁵², A. Martín Sánchez⁷,
 M. Martinelli³⁸, D. Martinez Santos³⁵, A. Massafferri¹, Z. Mathe¹², C. Matteuzzi²⁰,
 M. Matveev²⁷, E. Maurice⁶, B. Maynard⁵³, A. Mazurov^{16,30,35}, G. McGregor⁵¹, R. McNulty¹²,
 M. Meissner¹¹, M. Merk³⁸, J. Merkel⁹, S. Miglioranzi³⁵, D.A. Milanese¹³, M.-N. Minard⁴,
 J. Molina Rodriguez⁵⁴, S. Monteil⁵, D. Moran¹², P. Morawski²³, R. Mountain⁵³, I. Mous³⁸,
 F. Muheim⁴⁷, K. Müller³⁷, R. Muresan²⁶, B. Muryn²⁴, B. Muster³⁶, J. Mylroie-Smith⁴⁹,
 P. Naik⁴³, T. Nakada³⁶, R. Nandakumar⁴⁶, I. Nasteva¹, M. Needham⁴⁷, N. Neufeld³⁵,
 A.D. Nguyen³⁶, C. Nguyen-Mau^{36,o}, M. Nicol⁷, V. Niess⁵, N. Nikitin²⁹, T. Nikodem¹¹,
 A. Nomerotski^{52,35}, A. Novoselov³², A. Oblakowska-Mucha²⁴, V. Obraztsov³², S. Oggero³⁸,
 S. Ogilvy⁴⁸, O. Okhrimenko⁴¹, R. Oldeman^{15,d,35}, M. Orlandea²⁶, J.M. Otalora Goicochea²,
 P. Owen⁵⁰, B.K. Pal⁵³, J. Palacios³⁷, A. Palano^{13,b}, M. Palutan¹⁸, J. Panman³⁵,
 A. Papanestis⁴⁶, M. Pappagallo⁴⁸, C. Parkes⁵¹, C.J. Parkinson⁵⁰, G. Passaleva¹⁷, G.D. Patel⁴⁹,
 M. Patel⁵⁰, S.K. Paterson⁵⁰, G.N. Patrick⁴⁶, C. Patrignani^{19,i}, C. Pavel-Nicorescu²⁶,
 A. Pazos Alvarez³⁴, A. Pellegrino³⁸, G. Penso^{22,l}, M. Pepe Altarelli³⁵, S. Perazzini^{14,c},
 D.L. Perego^{20,j}, E. Perez Trigo³⁴, A. Pérez-Calero Yzquierdo³³, P. Perret⁵, M. Perrin-Terrin⁶,
 G. Pessina²⁰, A. Petrolini^{19,i}, A. Phan⁵³, E. Picatoste Olloqui³³, B. Pie Valls³³, B. Pietrzyk⁴,
 T. Pilař⁴⁵, D. Pinci²², R. Plackett⁴⁸, S. Playfer⁴⁷, M. Plo Casasus³⁴, G. Polok²³,
 A. Poluektov^{45,31}, E. Polycarpo², D. Popov¹⁰, B. Popovici²⁶, C. Potterat³³, A. Powell⁵²,
 J. Prisciandaro³⁶, V. Pugatch⁴¹, A. Puig Navarro³³, W. Qian⁵³, J.H. Rademacker⁴³,
 B. Rakotomiamanana³⁶, M.S. Rangel², I. Raniuk⁴⁰, G. Raven³⁹, S. Redford⁵², M.M. Reid⁴⁵,
 A.C. dos Reis¹, S. Ricciardi⁴⁶, A. Richards⁵⁰, K. Rinnert⁴⁹, D.A. Roa Romero⁵, P. Robbe⁷,
 E. Rodrigues^{48,51}, F. Rodrigues², P. Rodriguez Perez³⁴, G.J. Rogers⁴⁴, S. Roiser³⁵,
 V. Romanovsky³², M. Rosello^{33,n}, J. Rouvinet³⁶, T. Ruf³⁵, H. Ruiz³³, G. Sabatino^{21,k},
 J.J. Saborido Silva³⁴, N. Sagidova²⁷, P. Sail⁴⁸, B. Saitta^{15,d}, C. Salzmann³⁷, M. Sannino^{19,i},
 R. Santacesaria²², C. Santamarina Rios³⁴, R. Santinelli³⁵, E. Santovetti^{21,k}, M. Sapunov⁶,
 A. Sarti^{18,l}, C. Satriano^{22,m}, A. Satta²¹, M. Savrie^{16,e}, D. Savrina²⁸, P. Schaack⁵⁰,
 M. Schiller³⁹, H. Schindler³⁵, S. Schleich⁹, M. Schlupp⁹, M. Schmelling¹⁰, B. Schmidt³⁵,
 O. Schneider³⁶, A. Schopper³⁵, M.-H. Schune⁷, R. Schwemmer³⁵, B. Sciascia¹⁸, A. Sciubba^{18,l},
 M. Seco³⁴, A. Semennikov²⁸, K. Senderowska²⁴, I. Sepp⁵⁰, N. Serra³⁷, J. Serrano⁶, P. Seyfert¹¹,
 M. Shapkin³², I. Shapoval^{40,35}, P. Shatalov²⁸, Y. Shcheglov²⁷, T. Shears⁴⁹, L. Shekhtman³¹,
 O. Shevchenko⁴⁰, V. Shevchenko²⁸, A. Shires⁵⁰, R. Silva Coutinho⁴⁵, T. Skwarnicki⁵³,
 N.A. Smith⁴⁹, E. Smith^{52,46}, M. Smith⁵¹, K. Sobczak⁵, F.J.P. Soler⁴⁸, A. Solomin⁴³,
 F. Soomro^{18,35}, B. Souza De Paula², B. Spaan⁹, A. Sparkes⁴⁷, P. Spradlin⁴⁸, F. Stagni³⁵,
 S. Stahl¹¹, O. Steinkamp³⁷, S. Stoica²⁶, S. Stone^{53,35}, B. Storaci³⁸, M. Straticiu²⁶,
 U. Straumann³⁷, V.K. Subbiah³⁵, S. Swientek⁹, M. Szczekowski²⁵, P. Szczypka³⁶,

T. Szumlak²⁴, S. T'Jampens⁴, E. Teodorescu²⁶, F. Teubert³⁵, C. Thomas⁵², E. Thomas³⁵, J. van Tilburg¹¹, V. Tisserand⁴, M. Tobin³⁷, S. Tolck³⁹, S. Topp-Joergensen⁵², N. Torri⁵², E. Tournefier^{4,50}, S. Tourneur³⁶, M.T. Tran³⁶, A. Tsaregorodtsev⁶, N. Tuning³⁸, M. Ubeda Garcia³⁵, A. Ukleja²⁵, U. Uwer¹¹, V. Vagnoni¹⁴, G. Valenti¹⁴, R. Vazquez Gomez³³, P. Vazquez Regueiro³⁴, S. Vecchi¹⁶, J.J. Velthuis⁴³, M. Veltri^{17,g}, B. Viaud⁷, I. Videau⁷, D. Vieira², X. Vilasis-Cardona^{33,n}, J. Visniakov³⁴, A. Vollhardt³⁷, D. Volyanskyy¹⁰, D. Voong⁴³, A. Vorobyev²⁷, V. Vorobyev³¹, C. Voß⁵⁵, H. Voss¹⁰, R. Waldi⁵⁵, R. Wallace¹², S. Wandernoth¹¹, J. Wang⁵³, D.R. Ward⁴⁴, N.K. Watson⁴², A.D. Webber⁵¹, D. Websdale⁵⁰, M. Whitehead⁴⁵, J. Wicht³⁵, D. Wiedner¹¹, L. Wiggers³⁸, G. Wilkinson⁵², M.P. Williams^{45,46}, M. Williams⁵⁰, F.F. Wilson⁴⁶, J. Wishahi⁹, M. Witek²³, W. Witzeling³⁵, S.A. Wotton⁴⁴, S. Wright⁴⁴, S. Wu³, K. Wyllie³⁵, Y. Xie⁴⁷, F. Xing⁵², Z. Xing⁵³, Z. Yang³, R. Young⁴⁷, X. Yuan³, O. Yushchenko³², M. Zangoli¹⁴, M. Zavertyaev^{10,a}, F. Zhang³, L. Zhang⁵³, W.C. Zhang¹², Y. Zhang³, A. Zhelezov¹¹, L. Zhong³, A. Zvyagin³⁵.

¹ *Centro Brasileiro de Pesquisas Físicas (CBPF), Rio de Janeiro, Brazil*

² *Universidade Federal do Rio de Janeiro (UFRJ), Rio de Janeiro, Brazil*

³ *Center for High Energy Physics, Tsinghua University, Beijing, China*

⁴ *LAPP, Université de Savoie, CNRS/IN2P3, Annecy-Le-Vieux, France*

⁵ *Clermont Université, Université Blaise Pascal, CNRS/IN2P3, LPC, Clermont-Ferrand, France*

⁶ *CPPM, Aix-Marseille Université, CNRS/IN2P3, Marseille, France*

⁷ *LAL, Université Paris-Sud, CNRS/IN2P3, Orsay, France*

⁸ *LPNHE, Université Pierre et Marie Curie, Université Paris Diderot, CNRS/IN2P3, Paris, France*

⁹ *Fakultät Physik, Technische Universität Dortmund, Dortmund, Germany*

¹⁰ *Max-Planck-Institut für Kernphysik (MPIK), Heidelberg, Germany*

¹¹ *Physikalisches Institut, Ruprecht-Karls-Universität Heidelberg, Heidelberg, Germany*

¹² *School of Physics, University College Dublin, Dublin, Ireland*

¹³ *Sezione INFN di Bari, Bari, Italy*

¹⁴ *Sezione INFN di Bologna, Bologna, Italy*

¹⁵ *Sezione INFN di Cagliari, Cagliari, Italy*

¹⁶ *Sezione INFN di Ferrara, Ferrara, Italy*

¹⁷ *Sezione INFN di Firenze, Firenze, Italy*

¹⁸ *Laboratori Nazionali dell'INFN di Frascati, Frascati, Italy*

¹⁹ *Sezione INFN di Genova, Genova, Italy*

²⁰ *Sezione INFN di Milano Bicocca, Milano, Italy*

²¹ *Sezione INFN di Roma Tor Vergata, Roma, Italy*

²² *Sezione INFN di Roma La Sapienza, Roma, Italy*

²³ *Henryk Niewodniczanski Institute of Nuclear Physics Polish Academy of Sciences, Kraków, Poland*

²⁴ *AGH University of Science and Technology, Kraków, Poland*

²⁵ *Soltan Institute for Nuclear Studies, Warsaw, Poland*

²⁶ *Horia Hulubei National Institute of Physics and Nuclear Engineering, Bucharest-Magurele, Romania*

²⁷ *Petersburg Nuclear Physics Institute (PNPI), Gatchina, Russia*

²⁸ *Institute of Theoretical and Experimental Physics (ITEP), Moscow, Russia*

²⁹ *Institute of Nuclear Physics, Moscow State University (SINP MSU), Moscow, Russia*

³⁰ *Institute for Nuclear Research of the Russian Academy of Sciences (INR RAN), Moscow, Russia*

³¹ *Budker Institute of Nuclear Physics (SB RAS) and Novosibirsk State University, Novosibirsk, Russia*

³² *Institute for High Energy Physics (IHEP), Protvino, Russia*

³³ *Universitat de Barcelona, Barcelona, Spain*

³⁴ *Universidad de Santiago de Compostela, Santiago de Compostela, Spain*

³⁵ *European Organization for Nuclear Research (CERN), Geneva, Switzerland*

³⁶ *Ecole Polytechnique Fédérale de Lausanne (EPFL), Lausanne, Switzerland*

- ³⁷ *Physik-Institut, Universität Zürich, Zürich, Switzerland*
- ³⁸ *Nikhef National Institute for Subatomic Physics, Amsterdam, The Netherlands*
- ³⁹ *Nikhef National Institute for Subatomic Physics and VU University Amsterdam, Amsterdam, The Netherlands*
- ⁴⁰ *NSC Kharkiv Institute of Physics and Technology (NSC KIPT), Kharkiv, Ukraine*
- ⁴¹ *Institute for Nuclear Research of the National Academy of Sciences (KINR), Kyiv, Ukraine*
- ⁴² *University of Birmingham, Birmingham, United Kingdom*
- ⁴³ *H.H. Wills Physics Laboratory, University of Bristol, Bristol, United Kingdom*
- ⁴⁴ *Cavendish Laboratory, University of Cambridge, Cambridge, United Kingdom*
- ⁴⁵ *Department of Physics, University of Warwick, Coventry, United Kingdom*
- ⁴⁶ *STFC Rutherford Appleton Laboratory, Didcot, United Kingdom*
- ⁴⁷ *School of Physics and Astronomy, University of Edinburgh, Edinburgh, United Kingdom*
- ⁴⁸ *School of Physics and Astronomy, University of Glasgow, Glasgow, United Kingdom*
- ⁴⁹ *Oliver Lodge Laboratory, University of Liverpool, Liverpool, United Kingdom*
- ⁵⁰ *Imperial College London, London, United Kingdom*
- ⁵¹ *School of Physics and Astronomy, University of Manchester, Manchester, United Kingdom*
- ⁵² *Department of Physics, University of Oxford, Oxford, United Kingdom*
- ⁵³ *Syracuse University, Syracuse, NY, United States*
- ⁵⁴ *Pontifícia Universidade Católica do Rio de Janeiro (PUC-Rio), Rio de Janeiro, Brazil, associated to ²*
- ⁵⁵ *Institut für Physik, Universität Rostock, Rostock, Germany, associated to ¹¹*
- ^a *P.N. Lebedev Physical Institute, Russian Academy of Science (LPI RAS), Moscow, Russia*
- ^b *Università di Bari, Bari, Italy*
- ^c *Università di Bologna, Bologna, Italy*
- ^d *Università di Cagliari, Cagliari, Italy*
- ^e *Università di Ferrara, Ferrara, Italy*
- ^f *Università di Firenze, Firenze, Italy*
- ^g *Università di Urbino, Urbino, Italy*
- ^h *Università di Modena e Reggio Emilia, Modena, Italy*
- ⁱ *Università di Genova, Genova, Italy*
- ^j *Università di Milano Bicocca, Milano, Italy*
- ^k *Università di Roma Tor Vergata, Roma, Italy*
- ^l *Università di Roma La Sapienza, Roma, Italy*
- ^m *Università della Basilicata, Potenza, Italy*
- ⁿ *LIFAEELS, La Salle, Universitat Ramon Llull, Barcelona, Spain*
- ^o *Hanoi University of Science, Hanoi, Viet Nam*

1 Introduction

Production of charm and bottom hadrons at the LHC in 7 TeV pp collisions is quite prolific. The bottom cross-section in the pseudorapidity region between 2 and 6 is about $80 \mu\text{b}$ [1], and the charm cross-section is about 30 times higher [2]. In pp collisions the production rates of charm and anti-charm particles need not be the same. While production diagrams are flavour symmetric, the hadronization process may prefer antiparticles to particles or vice versa. Figure 1 gives an example of $c\bar{c}$ production via gluon fusion. If the quarks that contribute to charm meson production are created in an independent fragmentation process, equal numbers of D and \bar{D} will be produced. On the other hand, if they combine with valence quarks in beam protons, the \bar{c} -quark can form a meson, while the c -quark can form a charmed baryon. Therefore, we may expect a small excess of D_s^- over D_s^+ mesons. However, there are other subtle QCD effects that might contribute to a charm meson production asymmetry [3, 4]; we note for b quarks the asymmetries are estimated to be at the 1% level [5], and we would expect them to be smaller for c quarks, although quantitative predictions are difficult. Another conjecture is that any asymmetries might be reduced as particles are produced at more central rapidities.

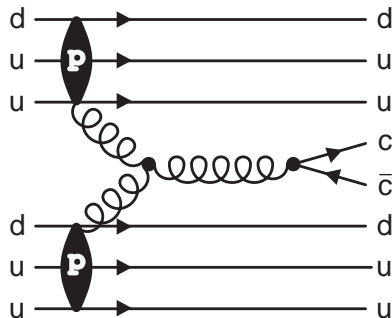


Figure 1: Production of $c\bar{c}$ quark pairs in a pp collision via gluons.

Measurements of CP violating asymmetries in charm and bottom decays are of prime importance. These can be determined at the LHC if production and detection asymmetries are known. The measurement of asymmetries in flavour specific modes usually involves detection of charged hadrons, and thus requires the relative detection efficiencies of π^+ versus π^- or K^+ versus K^- to be determined. While certain asymmetry differences can be determined by cancelling the detector response differences to positively and negatively charged hadrons [6], more CP violating modes can be measured if the relative detection efficiencies can be determined.

In this Letter we measure the production asymmetry,

$$A_P = \frac{\sigma(D_s^+) - \sigma(D_s^-)}{\sigma(D_s^+) + \sigma(D_s^-)}, \quad (1)$$

where $\sigma(D_s^-)$ is the inclusive prompt production cross-section. We use $D_s^\pm \rightarrow \phi\pi^\pm$ decays, where $\phi \rightarrow K^+K^-$. Since $D_s^\pm \rightarrow \phi\pi^\pm$ is Cabibbo favoured, no significant CP asymmetry is expected [7, 8]. Assuming it to be vanishing, A_P is determined after correcting for the relative D_s^+ and D_s^- detection efficiencies. Since the final states are symmetric in kaon production, this requires only knowledge of the relative π^+ and π^- detection efficiencies, $\epsilon(\pi^+)/\epsilon(\pi^-)$.

2 Data sample and detector

The data sample is obtained from 1.0 fb^{-1} of integrated luminosity, collected with the LHCb detector [9] using pp collisions at a center-of-mass energy of 7 TeV. The detector is a single-arm forward spectrometer covering the pseudorapidity range $2 < \eta < 5$, designed for the study of particles containing b or c quarks. The detector includes a high precision tracking system consisting of a silicon-strip vertex detector surrounding the pp interaction region, a large-area silicon-strip detector located upstream of a dipole magnet with a bending power of about 4 Tm, and three stations of silicon-strip detectors and straw drift-tubes placed downstream. The combined tracking system has a momentum resolution $\Delta p/p$ that varies from 0.4% at 5 GeV to 0.6% at 100 GeV.¹ Charged hadrons are identified using two ring-imaging Cherenkov (RICH) detectors. Photon, electron and hadron candidates are identified by a calorimeter system consisting of scintillating-pad and pre-shower detectors, an electromagnetic calorimeter and a hadronic calorimeter. Muons are identified by a muon system composed of alternating layers of iron and multiwire proportional chambers. The trigger consists of a hardware stage, based on information from the calorimeter and muon systems, followed by a software stage which applies a full event reconstruction. Approximately 40% of the data was taken with the magnetic field directed away from the Earth (up) and the rest down. We exploit the fact that certain detection asymmetries cancel if data from different magnet polarities are combined.

Events are triggered by the presence of a charm hadron decay. The hardware trigger requires at least one hadronic transverse energy deposit of approximately 3 GeV. Subsequent software triggers and selection criteria require a subset of tracks to not point to a primary pp collision vertex (PV), and form a common vertex.

3 Measurement of relative pion detection efficiency

In order to measure $\epsilon(\pi^+)/\epsilon(\pi^-)$, we use the decay sequence $D^{*+} \rightarrow \pi_s^+ D^0$, $D^0 \rightarrow K^- \pi^+ \pi^+ \pi^-$, and its charge-conjugate decay, where π_s^+ indicates the “slow” pion coming directly from the D^{*+} decay. Assuming that the $D^{*\pm}$ comes from the PV, there are sufficient kinematic constraints to detect this decay even if one pion from the D^0 decay is missed. We call these “partially” reconstructed decays. We can also “fully” reconstruct this decay. The ratio of fully to partially reconstructed decays provides a measurement of

¹We work in units with $c=1$.

the pion reconstruction efficiency. We examine D^{*+} and D^{*-} candidate decays separately, and magnet up data separately from magnet down data. The latter is done to test for any possible left-right detector asymmetries. In both cases the missing pion's charge is required to be opposite of that of the detected kaon.

Kaon and pion candidates from candidate D^0 decays are required to have transverse momentum, $p_T > 400$ MeV, and a track quality fit with χ^2 per number of degrees of freedom (ndf) < 3 , keeping more than 99% of the good tracks. The distance of closest approach of track candidates to the PV is called the impact parameter (IP). A restrictive requirement is imposed on the IP χ^2 , which measures whether the track is consistent with coming from the PV, to be greater than 4. In addition both particles must be identified in the RICH. For the π_s^+ , the p_T requirement is lowered to 250 MeV, with both $IP < 0.3$ mm and $IP \chi^2 < 4$ being required. Further tight restrictions are placed on D^0 candidates. The candidate tracks from the D^0 decay must fit to a common vertex with $\chi^2/\text{ndf} < 6$, the D^0 candidates must have a flight distance of at least 4 mm from the PV and have a flight distance $\chi^2 > 120$. We require $1.4 < m(K^-\pi^+\pi^-) < 1.7$ GeV, and that the invariant mass of the $\pi^+\pi^-$ candidates must be within ± 200 MeV of the $\rho(770)$ mass, to improve the signal to background ratio.

We select partially reconstructed right-sign (RS) D^0 candidates by examining the mass difference $\Delta m_{\text{prt}} = m(\pi_s^+ K^- \pi^+ \pi^-) - m(K^- \pi^+ \pi^-)$. Wrong-sign (WS) candidates are similarly selected but by requiring that the charge of the kaon be the same as that of the π_s^+ . Figure 2 shows distributions of Δm_{prt} for magnet up data. Note that the yield of WS events is reduced due to a prescale factor applied in the selection.

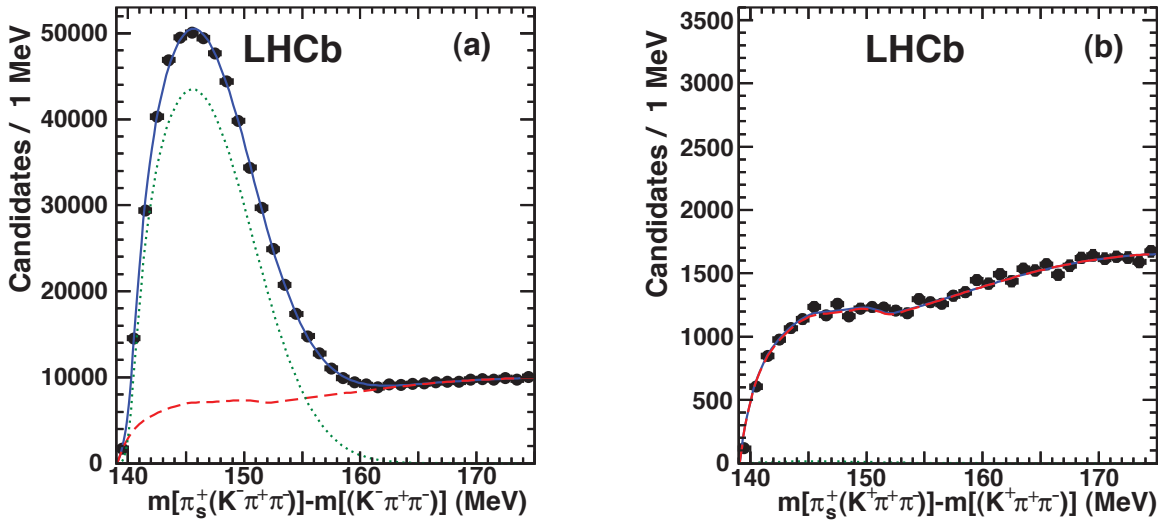


Figure 2: Distributions of mass differences in partial reconstruction for (a) RS $m(\pi_s^+ K^- \pi^+ \pi^-) - m(K^- \pi^+ \pi^-)$ and (b) WS $m(\pi_s^+ K^+ \pi^+ \pi^-) - m(K^+ \pi^+ \pi^-)$ candidates, for magnet up data. The (green) dotted line shows the signal, the (red) dashed line the background, and the (blue) solid line the total. The fit shapes are defined in Appendix A.

In order to determine the size of the signals above the background we perform simultaneous binned maximum likelihood fits to the RS and WS distributions. The parametrization of the signal probability density function (PDF) is given in Appendix A. The signal and background PDFs are identical for RS and WS D^0 and \bar{D}^0 events, only the absolute normalizations are allowed to differ. We also include a “signal” term in the fit to WS events to account for the doubly-Cabibbo-suppressed (DCS) signals. The ratio of the DCS signal in WS events to the signal in RS events is fixed to that obtained in the mass difference fit in full reconstruction.

Using momentum and energy conservation and knowledge of the direction of the D^0 flight direction, the inferred three-momentum of the missing pion, \vec{P}_{inf} , is reconstructed using a kinematic fitting technique [10]. Our resolution on inferred pions may be determined from the fully reconstructed $D^{*\pm}$ sample, by removing one detected pion whose three-momentum is well known, and treating the track combination as if it was partially reconstructed. We then have both detected and inferred momentum, and thus a measurement of the missing pion momentum resolution distribution, $\Delta P/P = (P_{\text{detected}} - P_{\text{inf}})/P_{\text{detected}}$. For further study, we take only combinations with good inferred resolution by accepting those where P_{inf} divided by its calculated uncertainty is greater than two and also where the transverse component of P_{inf} divided by its uncertainty is greater than 2.5; this eliminates about 37% of the sample.

In our sample of partially reconstructed events, we subsequently look for fully reconstructed decays by searching for the missing track. Candidate tracks must have $p > 2$ GeV, $p_{\text{T}} > 300$ MeV and be identified as a pion in the RICH. They also must form a vertex with the other three tracks from the decay with a vertex fit $\chi^2/\text{ndf} < 6$, and have a four-track invariant mass within 30 MeV of the D^0 mass peak. Certain areas of the detector near its edges preferentially find only one charge or the other depending on magnet polarity. We remove fully reconstructed candidates where the detected pion projects to these regions, discarding 3% of the candidates.

The mass difference for fully reconstructed combinations, $\Delta m_{\text{full}} = m(\pi_s^+ K^- \pi^+ \pi^- \pi^+) - m(K^- \pi^+ \pi^- \pi^+)$ is shown in Fig. 3, for both RS and WS cases. Only D^{*+} data in the magnet up configuration are shown. The shape of the mass difference signal PDF is described in Appendix B.

In order to extract the signal yields, we perform a binned maximum likelihood fit to the D^{*+} and D^{*-} events, both RS and WS, simultaneously. Table 1 lists the signal yields for partial reconstruction, N_{prt} , and full reconstruction, N_{full} . The efficiency ratios are derived from ratios of RS yields, $\epsilon(\pi^+) = N_{\text{full}}(D^0 \pi_s^+)/N_{\text{prt}}(D^0 \pi_s^+)$ and $\epsilon(\pi^-) = N_{\text{full}}(\bar{D}^0 \pi_s^-)/N_{\text{prt}}(\bar{D}^0 \pi_s^-)$. (The absolute efficiency inferred from these yields includes geometric acceptance effects.) The p and p_{T} spectra of the π^\pm used for the efficiency measurement are shown in Fig 4.

The ratios of pion detection efficiencies are 0.9914 ± 0.0040 and 1.0045 ± 0.0034 for magnet up and magnet down, respectively, with statistical uncertainties only. To obtain the efficiency ratio as a function of momentum we need to use the inferred momentum of the missing pion. Because of finite resolution it needs to be corrected. This is accomplished through an unfolding matrix estimated using the fully reconstructed sample by comparing

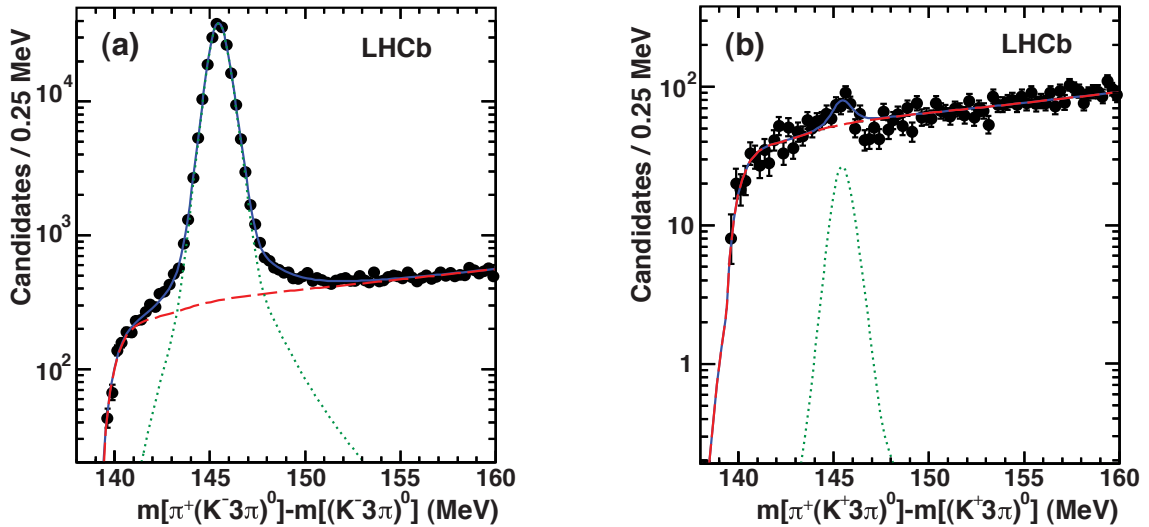


Figure 3: Distributions of the mass difference $\Delta\bar{m}_{\text{full}}$ for (a) RS and (b) WS events using magnet up data. The (green) dotted line shows the signal, the (red) dashed line the background, and the (blue) solid line the total. The fit shapes are defined in Appendix B.

Table 1: Event yields for partial and full reconstruction.

Category	Magnet up	Magnet down
$N_{\text{prt}}(D^0\pi_s^+)$	$460,005 \pm 890$	$671,638 \pm 1020$
$N_{\text{prt}}(\bar{D}^0\pi_s^-)$	$481,823 \pm 873$	$694,268 \pm 1035$
$N_{\text{full}}(D^0\pi_s^+)$	$207,504 \pm 465$	$299,629 \pm 570$
$N_{\text{full}}(\bar{D}^0\pi_s^-)$	$219,230 \pm 478$	$308,344 \pm 579$

the measured momentum of a found pion that is then ignored and its momentum inferred using the kinematic fit. The efficiency ratio is shown as a function of momentum in Fig. 5. Most systematic uncertainties cancel in the efficiency ratio, however, some small residual effects remain. To assess them we change the signal and background PDFs in full and partial reconstruction by eliminating, in turn, each of the small correction terms to the main functions. The full fit is then repeated. Each change in the efficiency ratios are between 0.01–0.02%. We also change the amount of DCS decays by the measured uncertainty in the branching fraction. This also gives a 0.020% change. The total systematic error is 0.045%. Furthermore, the entire procedure was checked using simulation.

Although we correct relative pion efficiencies as a function of p , it is possible that there also is a p_T dependence that would have an effect if the p_T distributions of the $D^{*\pm}$ and D_s^\pm were different. The efficiency ratios for different slices are shown in Fig. 6. For a fixed p interval there is no visible p_T dependence.

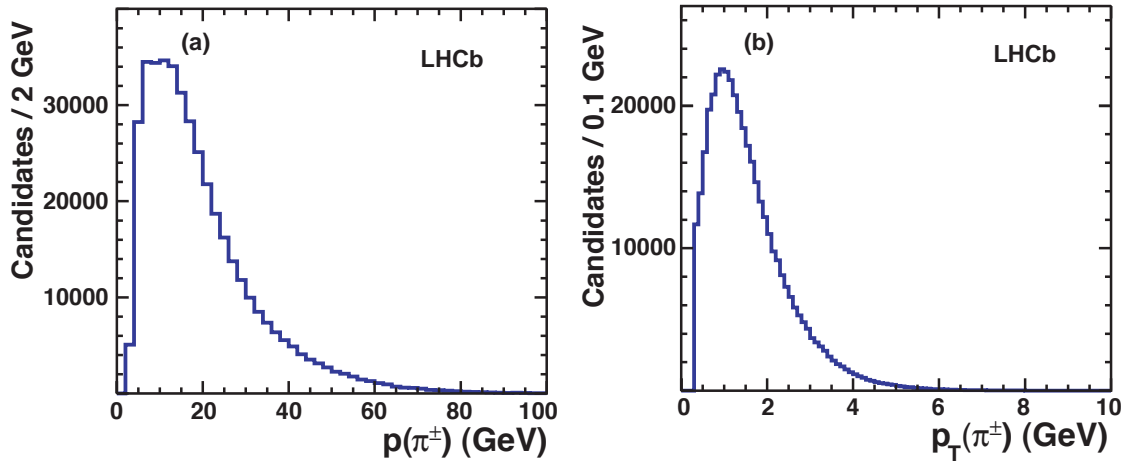


Figure 4: Distribution of fully reconstructed signal candidates for magnet up data as a function of pion (a) p and (b) p_T .

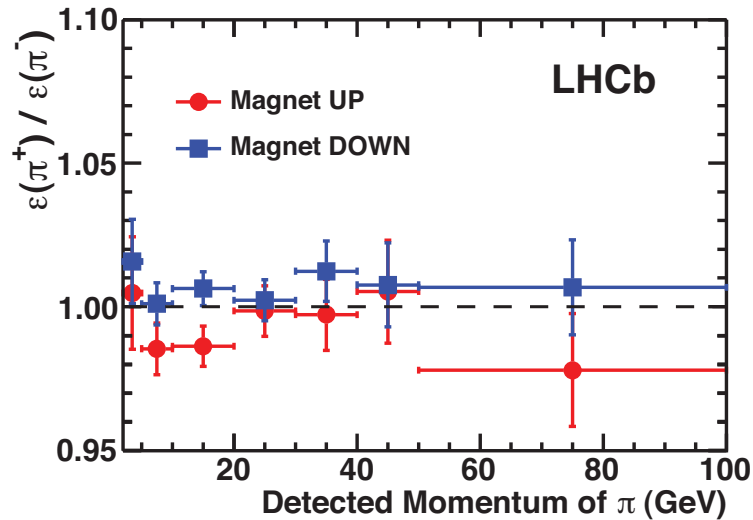


Figure 5: Relative detection efficiency in bins of detected pion momentum: (red) circles represent data taken with magnet polarity up and (blue) squares show data taken with magnet polarity down. Only statistical errors are shown.

The relative pion efficiencies are consistent with being independent of p and p_T . The tracking acceptance does depend, however, on the azimuthal production angle of the particles, φ . This is mostly because tracks can be swept into the beam pipe and not be detected by the downstream tracking system. Therefore, for purposes of the production asymmetry analysis we determine $\epsilon(\pi^+)/\epsilon(\pi^-)$ as a function of φ in two momentum intervals: $2 - 20$ GeV, and above 20 GeV. The r.m.s. resolution on the inferred φ is 0.25 rad, much smaller than the $\pi/4$ bin size. The correction factors are shown in Fig. 7. The average correction for magnet up and magnet down is consistent with unity. Thus any residual biases in the D_s^\pm yields due to π^+/π^- asymmetries will also cancel in the

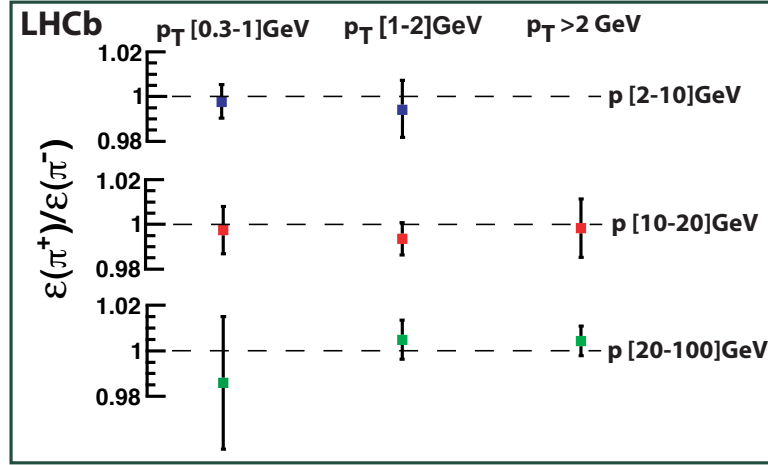


Figure 6: Relative efficiency averaged over magnet up and magnet down samples versus pion p and p_T .

average.

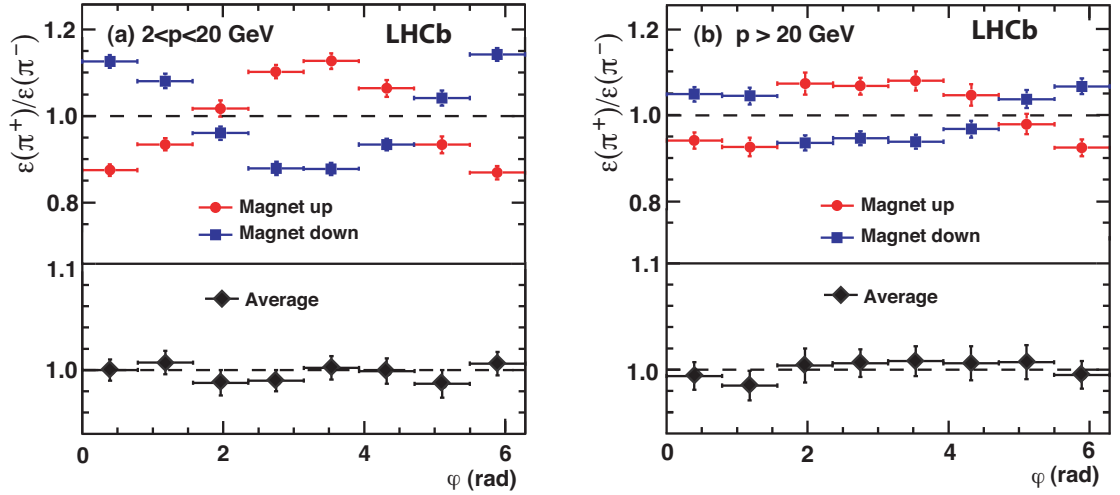


Figure 7: Azimuthal angle distribution of $\epsilon(\pi^+)/\epsilon(\pi^-)$ for magnet up data (red circles) and magnet down data (blue squares), and their average (black diamonds) for (a) pion momentum $2 < p < 20$ GeV and (b) $p > 20$ GeV.

4 D_s^\pm production asymmetry

The decay $D_s^\pm \rightarrow K^+K^-\pi^\pm$ is used with the invariant mass of the K^+K^- required to be within ± 20 MeV of the ϕ mass. Events are triggered at the hardware level by requiring that either the K^+ or the K^- deposits more than 3 GeV of transverse energy in the hadron

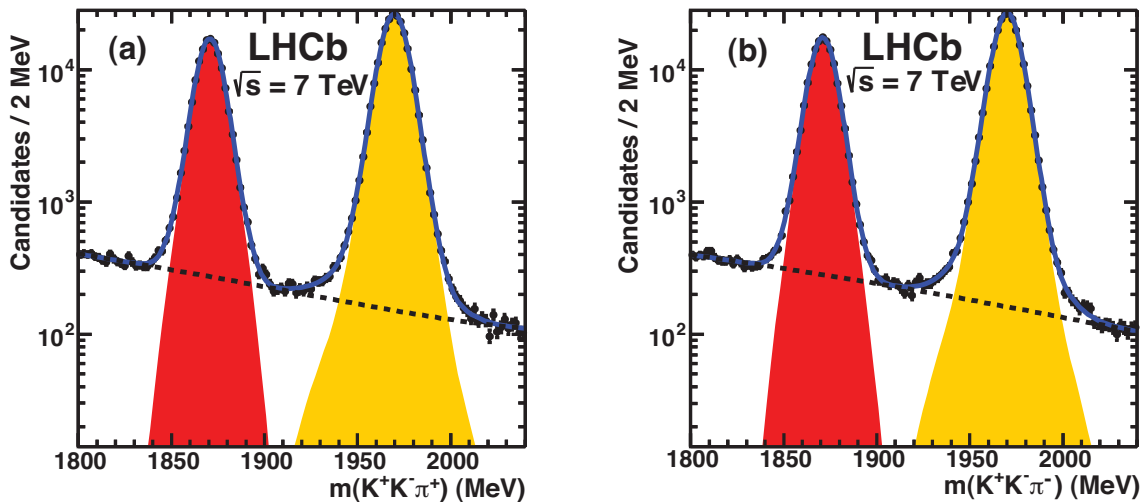


Figure 8: Invariant mass distributions for (a) $K^+K^-\pi^+$ and (b) $K^-K^+\pi^-$ candidates, when $m(K^+K^-)$ is within ± 20 MeV of the ϕ mass, for the dataset taken with magnet polarity down. The shaded areas represent signal, the dashed line the background and the solid curve the total.

calorimeter. Subsequent software triggers are required to select both ϕ decay products.

To select a relatively pure sample of $D_s^\pm \rightarrow K^+K^-\pi^\pm$ candidates each track is required to have $\chi^2/\text{ndf} < 4$, $p_T > 300$ MeV, IP $\chi^2 > 4$, and be identified in the RICH. All three candidate tracks from the D_s^\pm have $p_T > 2$ GeV, and must form a common vertex that is detached from the PV. The χ^2 requiring all three tracks to come from a common origin must be < 8.33 , this decay point must be at least $100 \mu\text{m}$ from the PV, and the significance of the detachment must be at least 10 standard deviations. The D_s^\pm candidates' momentum vector must also point to the PV, which reduces contamination from b -hadron decays to the few percent level. We remove signal candidates with pions which pass through the detector areas with large inherent asymmetries, as we did to measure the relative pion efficiencies.

Figure 8 shows the invariant mass distributions for (a) $K^+K^-\pi^+$ and (b) $K^+K^-\pi^-$ candidates for data taken with magnet polarity down. We perform a binned maximum likelihood fit to extract the signal yields. The fitting functions for both D^\pm and D_s^\pm signals are triple Gaussians where all parameters are allowed to vary, except two of the Gaussians are required to have the same mean. The background function is a second order polynomial. The numbers of D_s^\pm events obtained from the fits are listed in Table 2.

The rapidity of the D_s^+ is defined as

$$y = \frac{1}{2} \ln \frac{E + p_z}{E - p_z}, \quad (2)$$

where E and p_z are the energy and z component of the D_s^\pm momentum. We measure the production asymmetry A_P as a function of both D_s^\pm y and p_T . In each y or p_T bin we extract the efficiency corrected ratio of yields by applying corrections as a function of

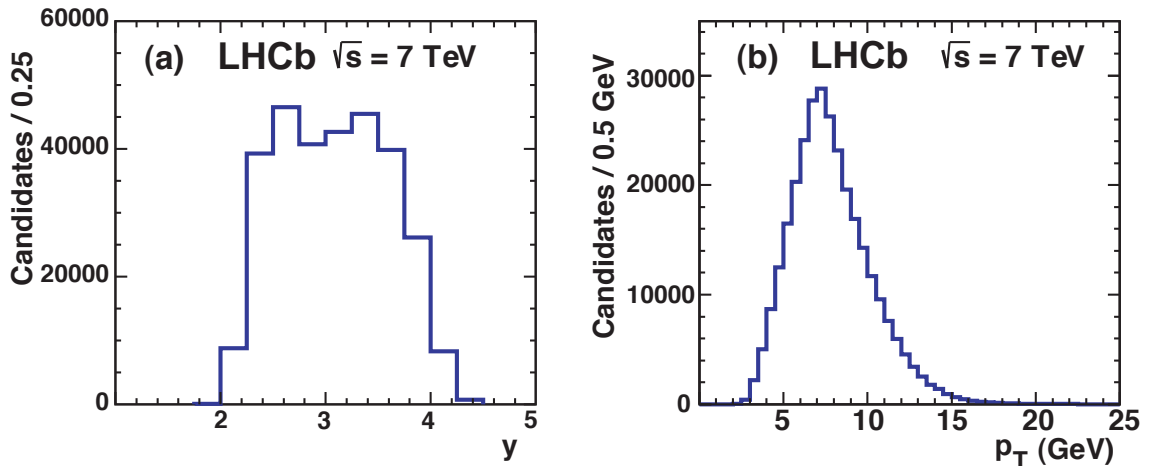


Figure 9: (a) D_s^\pm rapidity distribution (b) D_s^\pm p_T distribution for background subtracted magnet up data. The statistical uncertainty on the number of events in each bin is smaller than the line thickness.

azimuthal angle in the two pion momentum intervals defined previously. Magnet up and down data are treated separately. The y and p_T distributions are shown in Fig. 9. Here sidebands in $KK\pi$ mass have been used to subtract the background, where the sidebands are defined as between 30 – 70 MeV above and below the peak mass value of 1969 MeV. As this interval is twice as wide as the signal peak, we weight these events by a factor of 1/2.

Figure 10 shows A_P as a function of either y or p_T . The error bars reflect only the statistical uncertainties, which includes both the statistical errors on $\epsilon(\pi^+)/\epsilon(\pi^-)$ and the D_s^\pm yields; the error bars are partially correlated, the uncertainties from the D_s^\pm yields are about half the size of those shown. The values in p_T and y intervals are listed in Table 3. An average asymmetry in this y and p_T region can be derived by weighting the asymmetry in each bin by the production yields. Thus we take the asymmetry in each y and p_T interval, weight by the measured event yields divided by the reconstruction efficiencies. The resulting integrated production asymmetry A_P is $(-0.20 \pm 0.34)\%$, and $(-0.45 \pm 0.28)\%$, for magnet up and magnet down samples, respectively. The errors are statistical only. Averaging the two results, giving equal weight to each to cancel any residual systematic biases, gives

$$A_P = (-0.33 \pm 0.13 \pm 0.18 \pm 0.10)\%,$$

Table 2: Fitted numbers of D_s^\pm events for both magnet up and down data.

	Magnet up	Magnet down
D_s^+	152,696±448	230,860±514
D_s^-	154,209±438	233,266±549

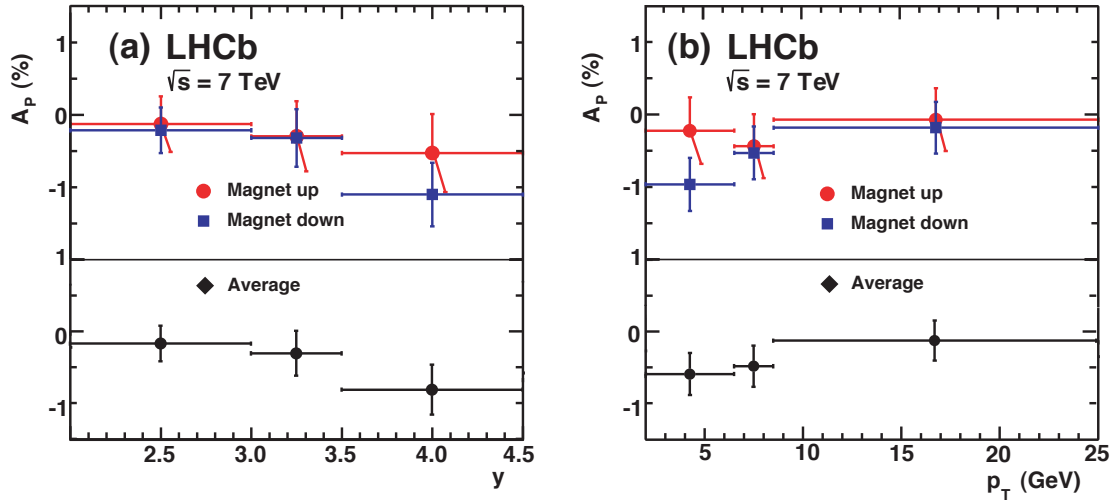


Figure 10: Observed production asymmetry A_P as a function of (a) y , and (b) p_T . The errors shown are statistical only.

where the first uncertainty is statistical from the D_s^\pm yields, the second statistical due to the error on the efficiency ratio and the third systematic. The systematic uncertainty on A_P has several contributions. Uncertainties due the background shape in the D_s^\pm mass fit are evaluated using a higher order polynomial function, that gives a 0.06% change. Statistical uncertainty on MC efficiency adds 0.06%. Constraining the signal shapes of the D_s^+ and D_s^- to be the same makes a 0.04% difference. Possible changes in detector acceptance during magnet up and magnet down data taking periods are estimated to contribute 0.03%. The systematic uncertainty from the pion efficiency ratio contributes 0.02%. Differences in the momentum distributions of K^- and K^+ that arise from interference with an S-wave component under the ϕ peak can introduce a false asymmetry [11]. For our relatively high momentum D_s^\pm mesons this is a 0.02% effect. Contamination from b decays causes a negligible effect. Adding all sources in quadrature, the overall systematic uncertainty on A_P is estimated to be 0.10%.

Table 3: A_P (%) shown as a function of both y and p_T .

p_T (GeV)	y		
	2.0 – 3.0	3.0 – 3.5	3.5 – 4.5
2.0 – 6.5	0.2 ± 0.5	-0.7 ± 0.5	-0.9 ± 0.4
6.5 – 8.5	-0.3 ± 0.4	0.1 ± 0.5	-1.2 ± 0.5
8.5 – 25.0	0.2 ± 0.3	-0.3 ± 0.5	-1.0 ± 0.8

5 Conclusions

We have developed a method using partially and fully reconstructed $D^{*\pm}$ decays to measure the relative detection efficiencies of positively and negatively charged pions as a function of momentum. Applying this method to D_s^\pm mesons produced directly in pp collisions, *i.e.* not including those from decays of b hadrons, we measure the overall production asymmetry in the rapidity region 2.0 to 4.5, and $p_T > 2$ GeV as

$$A_P = \frac{\sigma(D_s^+) - \sigma(D_s^-)}{\sigma(D_s^+) + \sigma(D_s^-)} = (-0.33 \pm 0.22 \pm 0.10)\%. \quad (3)$$

The asymmetry is consistent with being independent of p_T , and also consistent with being independent of y , although there is a trend towards smaller A_P values at more central rapidity. These measurements are consistent with theoretical expectations [3, 4], provide significant constraints on models of D_s^\pm production, and can be used as input for CP violation measurements.

Acknowledgments

We express our gratitude to our colleagues in the CERN accelerator departments for the excellent performance of the LHC. We thank the technical and administrative staff at CERN and at the LHCb institutes, and acknowledge support from the National Agencies: CAPES, CNPq, FAPERJ and FINEP (Brazil); CERN; NSFC (China); CNRS/IN2P3 (France); BMBF, DFG, HGF and MPG (Germany); SFI (Ireland); INFN (Italy); FOM and NWO (The Netherlands); SCSR (Poland); ANCS (Romania); MinES of Russia and Rosatom (Russia); MICINN, XuntaGal and GENCAT (Spain); SNSF and SER (Switzerland); NAS Ukraine (Ukraine); STFC (United Kingdom); NSF (USA). We also acknowledge the support received from the ERC under FP7 and the Region Auvergne.

Appendix A: Fitting functions for partial reconstruction

The signal probability density function (PDF) is given by:

$$f_{\text{sig}}(\Delta m_{\text{prt}}) = f_{\text{eff}}(\Delta m_{\text{prt}}) \cdot BG(\Delta m_{\text{prt}}; \sigma_l, \sigma_r, \mu), \quad \text{where} \quad (4)$$

$$BG(\Delta m_{\text{prt}}) = \begin{cases} \frac{\sigma_l}{\sigma_l + \sigma_r} G(\Delta m_{\text{prt}}; \mu, \sigma_l) & \text{if } \Delta m_{\text{prt}} \leq \mu, \\ \frac{\sigma_r}{\sigma_l + \sigma_r} G(\Delta m_{\text{prt}}; \mu, \sigma_r) & \text{if } \Delta m_{\text{prt}} > \mu. \end{cases}$$

$G(\Delta m_{\text{prt}}; \mu, \sigma)$ is a Gaussian function with mean μ and width σ , and $BG(\Delta m_{\text{prt}})$ is a bifurcated Gaussian function. The efficiency function $f_{\text{eff}}(\Delta m_{\text{prt}})$ is defined as:

$$f_{\text{eff}}(\Delta m_{\text{prt}}) = \begin{cases} \frac{|a(\Delta m_{\text{prt}} - \Delta m_0)|^N}{1 + |a(\Delta m_{\text{prt}} - \Delta m_0)|^N} & \text{if } \Delta m_{\text{prt}} - \Delta m_0 \geq 0, \\ 0 & \text{if } \Delta m_{\text{prt}} - \Delta m_0 < 0, \end{cases} \quad (5)$$

where a , N , and Δm_0 are fit parameters. The resolution function (the bifurcated Gaussian function) is multiplied by the efficiency function $f_{\text{eff}}(\Delta m_{\text{prt}})$ in order to account for the “turn-off” behaviour of the quantity Δm_{prt} near the threshold (pion mass). There are in total six shape parameters in this signal PDF which are left to vary in the fit.

The background PDF is taken as a threshold function with the inclusion of extra components to obtain a good description of the WS combinations. It is defined similarly:

$$f_{\text{bkg}}(\Delta m_{\text{prt}}) = f^*(\Delta m_{\text{prt}}) \cdot (c_2 \Delta m_{\text{prt}}^2 + c_1 \Delta m_{\text{prt}} + 1) - f_1 \cdot BG(\Delta m_{\text{prt}}) + f_2 \cdot G(\Delta m_{\text{prt}}), \quad (6)$$

$$f^*(\Delta m_{\text{prt}}) = [1 - \exp(-(\Delta m_{\text{prt}} - \Delta m_0^p)/c_p)] \cdot a_p^{\Delta m_{\text{prt}}/\Delta m_0^p} + b_p(\Delta m_{\text{prt}}/\Delta m_0^p - 1). \quad (7)$$

The parameters used in the background functions BG and G are different than the ones used in the signal functions. There are in total 11 shape parameters in the background PDF that are determined by the fit. We also fit using $f^*(\Delta m_{\text{prt}})$ as the background PDF alone to estimate the systematic uncertainty on the efficiency ratio.

Appendix B: Fitting functions for full reconstruction

The signal PDF is defined as:

$$f_{\text{sig}}(\Delta m_{\text{full}}) = f_1 G(\Delta m_{\text{full}}; \mu_1, \sigma_1) + f_2 G(\Delta m_{\text{full}}; \mu_2, \sigma_2) + (1 - f_1 - f_2) f_{\text{student}}(\Delta m_{\text{full}}; \Delta m_0, \nu_l, \nu_h, \sigma_{\text{ave}}, \delta\sigma), \quad (8)$$

where $G(\Delta m_{\text{full}})$ is a Gaussian function defined in Appendix A, and $f_{\text{student}}(\Delta m_{\text{full}})$ is obtained from the Student’s t-distribution

$$f(t) = \frac{\Gamma(\nu/2 + 1/2)}{\Gamma(\nu/2)\sqrt{\nu\pi}} \cdot \left(1 + \frac{t^2}{\nu}\right)^{-(\nu/2+1/2)}, \quad (9)$$

where Γ is the Gamma function. We define $t = (\Delta m_{\text{full}} - \Delta m_0)/\sigma$ with Δm_0 and σ the mean and width. In order to obtain the asymmetric t-function, the width parameter σ and number of degrees of freedom ν are allowed to be different for the high and low sides of Δm_{full} . Widths for high and low sides of Δm_{full} are then defined as: $\sigma_h = \sigma_{\text{ave}} + \delta\sigma$, and $\sigma_l = \sigma_{\text{ave}} - \delta\sigma$, and ν parameters for high and low sides are denoted as ν_h and ν_l , respectively. The bifurcated Student’s t-function can then be defined as:

$$f_{\text{student}}(\Delta m_{\text{full}}) = \begin{cases} \frac{r_h p_h}{\sqrt{\pi}} \cdot \left(1 + \frac{(\Delta m_{\text{full}} - \Delta m_0)^2}{\nu_h \sigma_h^2}\right)^{-(\nu_h/2+1/2)} & \text{if } \Delta m_{\text{full}} - \Delta m_0 \geq 0, \\ \frac{r_l p_l}{\sqrt{\pi}} \cdot \left(1 + \frac{(\Delta m_{\text{full}} - \Delta m_0)^2}{\nu_l \sigma_l^2}\right)^{-(\nu_l/2+1/2)} & \text{if } \Delta m_{\text{full}} - \Delta m_0 < 0. \end{cases} \quad (10)$$

Auxiliary terms are defined as:

$$p_h = \frac{\Gamma(\nu_h/2 + 1/2)}{\Gamma(\nu_h/2)\sqrt{\nu_h}\sigma_h}, \quad p_l = \frac{\Gamma(\nu_l/2 + 1/2)}{\Gamma(\nu_l/2)\sqrt{\nu_l}\sigma_l}, \quad r_h = \frac{2p_l}{p_h + p_l}, \quad r_l = \frac{2p_h}{p_h + p_l}. \quad (11)$$

In total there are 11 shape parameters in the signal PDF, all of them are allowed to vary in the fit. The background PDF is extracted from WS events, and is defined as:

$$f_{\text{bkg}}(\Delta m_{\text{full}}) = (1 - f_3) \cdot f^*(\Delta m_{\text{full}}) + f_3 \cdot BG(\Delta m_{\text{full}}), \quad (12)$$

where $f^*(\Delta m_{\text{full}})$ is defined in Eq. 7. We add a correction function, a bifurcated Gaussian, in order to have a better fit; the shape and the fraction of the bifurcated Gaussian is determined empirically from WS events. (We also use a background shape without this correction term to estimate the systematic uncertainty on the efficiency ratio.) We include a “signal” term in the fit to WS events to account for doubly-Cabibbo suppressed decays.

References

- [1] LHCb collaboration, R. Aaij *et al.*, *Measurement of $\sigma(pp \rightarrow b\bar{b}X)$ at $\sqrt{s} = 7$ TeV in the forward region*, Phys. Lett. **B694** (2010) 209, [arXiv:1009.2731](#).
- [2] LHCb collaboration, R. Aaij *et al.*, *Prompt charm production in pp collisions at $\sqrt{s}=7$ TeV*, LHCb-CONF-2010-013.
- [3] M. Chaichian and A. Fridman, *On a possibility for measuring effects of CP violation at pp colliders*, Phys. Lett. **B298** (1993) 218.
- [4] E. Norrbin and R. Vogt, *Bottom production asymmetries at the LHC*, [arXiv:hep-ph/0003056](#), in proceedings of the CERN 1999 Workshop on SM physics (and more) at the LHC; E. Norrbin and T. Sjöstrand, *Production and hadronization of heavy quarks*, Eur. Phys. J. **C17** (2000) 137, [arXiv:hep-ph/0005110](#).
- [5] LHCb collaboration, R. Aaij *et al.*, *First evidence of direct CP violation in charmless two-body decays of B_s^0 mesons*, [arXiv:1202.6251](#).
- [6] LHCb collaboration, R. Aaij *et al.*, *Evidence for CP violation in time-integrated $D^0 \rightarrow h^-h^+$ decay rates*, Phys. Rev. Lett. **108** (2012) 111602, [arXiv:1112.0938](#).
- [7] Y. Grossman, A. L. Kagan, and Y. Nir, *New physics and CP violation in singly Cabibbo suppressed D decays*, Phys. Rev. **D75** (2007) 036008, [arXiv:hep-ph/0609178](#).
- [8] S. Bergmann and Y. Nir, *New physics effects in doubly Cabibbo suppressed D decays*, JHEP **09** (1999) 031, [arXiv:hep-ph/9909391](#).
- [9] LHCb collaboration, A. A. Alves Jr. *et al.*, *The LHCb detector at the LHC*, JINST **3** (2008) S08005.
- [10] L. Yan *et al.*, *Lagrange multiplier method used in BES III kinematic fitting*, Chinese Phys. **C34** (2010) 204.
- [11] Belle collaboration, M. Staric *et al.*, *Search for CP violation in D meson decays to $\phi\pi^+$* , Phys. Rev. Lett. **108** (2012) 071801, [arXiv:1110.0694](#).