

Exotic spectroscopy and quarkonia at LHCb

Bo Liu¹ on behalf of the LHCb Collaboration
*Department of Engineering Physics, Tsinghua University,
100084 Beijing, CHINA*

and

*Laboratoire de l'Accelérateur Lineaire, Université Paris-Sud 11, CNRS/IN2P3 (UMR 8607),
91400 Orsay, FRANCE*

Measurements of the $X(3872)$ mass, $\psi(2S)$ production cross-section and χ_{c2}/χ_{c1} production ratio using around 35pb^{-1} of pp collision data at $\sqrt{s} = 7$ TeV during the 2010 LHC running period with the LHCb detector are presented.

1 Introduction

The LHCb detector is a single-arm forward spectrometer designed to make precision measurements of CP violation and rare decays in the heavy flavour at the LHC [1]. It has a unique geometrical acceptance covering the pseudo-rapidity 1.9-4.9. This combined with excellent trigger, tracking and particle identification capabilities also makes it an ideal detector to study quarkonia.

This paper presents the measurements of the $X(3872)$ mass, $\psi(2S)$ production cross-section and χ_c production ratio in pp collisions at $\sqrt{s} = 7$ TeV with the data taken by the LHCb detector in 2010.

2 Measurement of $X(3872)$ mass

The $X(3872)$ meson is an exotic meson discovered in 2003 by the Belle collaboration [2]. Several properties of the $X(3872)$ have been measured, but its nature is still uncertain and several models have been proposed. First, it is not excluded that the $X(3872)$ is a conventional charmonium state with one candidate being the $\eta_{c2}(1D)$ meson [3]. However, the predicted mass of this state is far below the observed $X(3872)$ mass. Given the proximity of the $X(3872)$ mass to the $D^{*0}\bar{D}^0$ threshold, one possibility is that the $X(3872)$ is a loosely bound deuteron-like $D^{*0}\bar{D}^0$ molecule, i.e. a $((u\bar{c}) - (c\bar{u}))$ system [3]. Another more exotic

¹b-liu03@mails.thu.edu.cn

possibility is that the $X(3872)$ is a tetraquark state [4]. A precise measurement of the mass is an important ingredient towards elucidating the nature of this state.

For accurate measurement of particle mass systematic uncertainties due to the momentum scale must be under control. The momentum scale [5] [6] is calibrated using a large sample of $J/\psi \rightarrow \mu^+ \mu^-$ decays. This calibration accounts for a mixture of effects related to imperfect knowledge of the magnetic field map and of the alignment of the tracking system. The calibration is cross-checked using two-body decay of the $Y(1S)$, K_S^0 and D^0 . Based on comparisons of the values obtained for these masses and those quoted by the PDG [7] a systematic uncertainty of 0.1 per mille is assigned.

The $X(3872)$ mass measurement is affected by the systematic uncertainties from the mass fitting (signal model ($0.02 \text{ MeV}/c^2$), background model ($0.02 \text{ MeV}/c^2$)), average momentum scale ($0.05 \text{ MeV}/c^2$), pseudo-rapidity dependence of momentum scale ($0.03 \text{ MeV}/c^2$), energy loss correction of the detector description ($0.05 \text{ MeV}/c^2$), alignment of tracking stations ($0.05 \text{ MeV}/c^2$) and alignment of vertex detector ($0.01 \text{ MeV}/c^2$). The total systematic uncertainty is $0.10 \text{ MeV}/c^2$.

Fig. 1 shows the the invariant $J/\psi \pi^+ \pi^-$ mass distributions for opposite-sign (black points) and same-sign (blue filled histogram) candidates. Clear signals for both the $\psi(2S)$ and the $X(3872)$ can be seen. The preliminary result is $M_{X(3872)} = 3871.96 \pm 0.46(\text{stat}) \pm 0.10(\text{syst})\text{MeV}/c^2$.

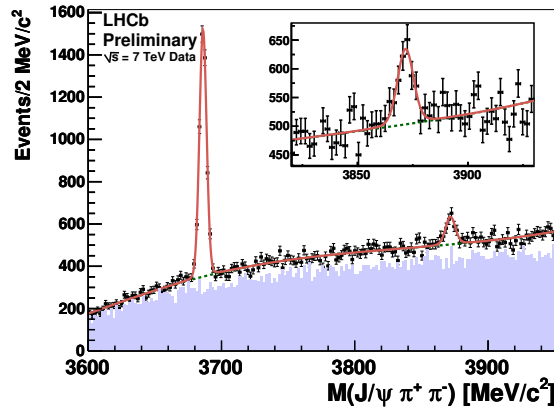


Figure 1: Invariant mass distribution of $J/\psi \pi^+ \pi^-$ (black points with statistical error bars) and same-sign $J/\psi \pi^+ \pi^+$ (blue filled histogram) candidates. The red curve is the result of the fit to the mass distribution. The insert shows a zoom of the region around the $X(3872)$ mass.

3 Measurement of $\psi(2S)$ cross-section

Prompt heavy quarkonium production in hadron collisions is a subject of large interest [8]. In order to ensure an unambiguous comparison with theory, promptly produced quarkonia should be separated from those coming from b-hadron decays and from those cascading from higher mass states (feed-down): the $\psi(2S)$ meson has no appreciable feed-down from higher mass states and therefore the results can be directly compared with the theory, making it an ideal laboratory for QCD studies.

The differential cross-section [9] for the inclusive $\psi(2S)$ production is computed as

$$\frac{d^2\sigma}{dp_T}(p_T) = \frac{N_{\psi(2S)}(p_T)}{L_{\text{int}}\epsilon(p_T)B(\psi(2S) \rightarrow e^+e^-)\Delta p_T}$$

where $N_{\psi(2S)}(p_T)$ is the number of observed $\psi(2S) \rightarrow J/\psi\pi^+\pi^-$ decays, L_{int} is the integrated luminosity, $\epsilon(p_T)$ is the total detection efficiency, $B(\psi(2S) \rightarrow J/\psi\pi^+\pi^-)$ is the $\psi(2S) \rightarrow J/\psi\pi^+\pi^-$ branching ratio [7] and Δp_T is the bin size. In order to estimate the number of $\psi(2S)$ signal events, a fit to the $\psi(2S)$ mass distribution is performed independently in each p_T bin.

The total efficiency ϵ is the product of the geometric acceptance (A), the reconstruction efficiency (ϵ_{rec}) and the trigger efficiency (ϵ_{tri}). The factor ϵ_{rec} includes the detection, reconstruction and selection efficiency. Monte Carlo simulations are used to estimate A , ϵ_{rec} and ϵ_{tri} for each bin.

The dominant systematic uncertainties are from the luminosity measurement 10%, the unknown polarization (bin-dependent), the trigger efficiency (bin-dependent) and the tracking efficiency (4% per track).

The integrated cross-section in the full range of p_T and rapidity (y) is found to be

$$\sigma(3 < p_T \leq 16\text{GeV}/c, 2 < y \leq 4.5) = 0.62 \pm 0.04 \pm 0.12_{-0.14}^{+0.07}\text{-b}$$

where the first error is statistical, the second error is systematic and the third asymmetric error is related to the unknown polarization.

The double differential cross-sections for the $\psi(2S) \rightarrow J/\psi\pi^+\pi^-$ mode, another measurement of $\psi(2S) \rightarrow \mu^+\mu^-$ mode [9] and comparison with the prediction of prompt production by a NLO NRQCD model [10] are shown in Fig. 2. The results for the two decay modes and the theory are in good agreement.

4 Measurement of χ_c cross-section ratio

The study of P-wave charmonia $\chi_c(J=0,1,2)$ production is important for two reasons. First, the measurement of the production rates of χ_{c2} and χ_{c1} is sensitive to the Color-Singlet and

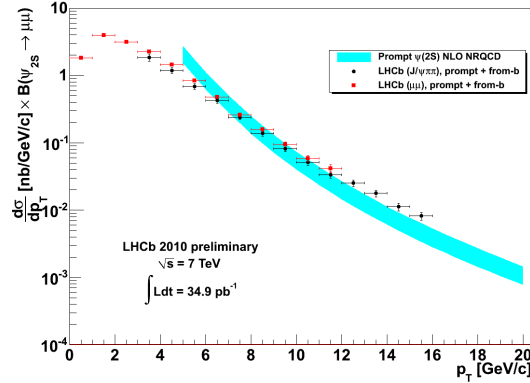


Figure 2: Comparison of the LHCb results for the differential production cross-section of $\psi(2S)$ with the predictions for prompt production by a NLO NRQCD model [14]. LHCb data include also $\psi(2S)$ from b: the fraction of $\psi(2S)$ from b is expected to be of the order of 10% at low p_T and to increase as function of p_T to about 40% [11].

Color-Octet production mechanisms. In addition, the feeddown contribution to prompt J/ψ production through radiative decays has important consequences for the J/ψ polarization measurement [12].

The production cross-section ratio of the χ_{c2} and χ_{c1} states is measured using

$$\frac{\sigma(\chi_{c2})}{\sigma(\chi_{c1})} = \frac{N_{\chi_{c2}}}{N_{\chi_{c1}}} \times \frac{\epsilon_{J/\psi}^{\chi_{c1}} \epsilon_{\gamma}^{\chi_{c1}} \epsilon_{\text{sel}}^{\chi_{c1}}}{\epsilon_{J/\psi}^{\chi_{c2}} \epsilon_{\gamma}^{\chi_{c2}} \epsilon_{\text{sel}}^{\chi_{c2}}} \times \frac{B(\chi_{c1} \rightarrow J/\psi\gamma)}{B(\chi_{c2} \rightarrow J/\psi\gamma)}$$

where $B(\chi_{c1} \rightarrow J/\psi\gamma)(B(\chi_{c2} \rightarrow J/\psi\gamma))$ are the $\chi_{c1}(\chi_{c2})$ branching ratios to the final state $J/\psi\gamma$. The event yield N_{χ_c} is from an unbinned maximum likelihood fit to the mass distribution. The efficiencies ϵ are extracted from the Monte Carlo simulation.

The main systematic uncertainties are from the fit (the fit model, fit range and fit method), the MC statistics, the unknown polarization and the $\chi_c \rightarrow J/\psi\gamma$ branching ratios.

The preliminary result for the ratio of the prompt χ_{c2} to χ_{c1} production cross-sections, $\frac{\sigma_{\chi_{c2}}}{\sigma_{\chi_{c1}}}$, as a function of $p_T^{J/\psi}$ is shown in Figure 3. The preliminary result is broadly in agreement with the theoretical predictions at high $p_T^{J/\psi}$. At low $p_T^{J/\psi}$ there are indications of a discrepancy.

5 Summary

First results from studies of $X(3872)$, χ_c and $\psi(2S)$ mesons using data collected by the LHCb detector have been presented. The results for the cross-sections are in reasonable agreement with theory. The larger data-set collected during the 2011 running period will

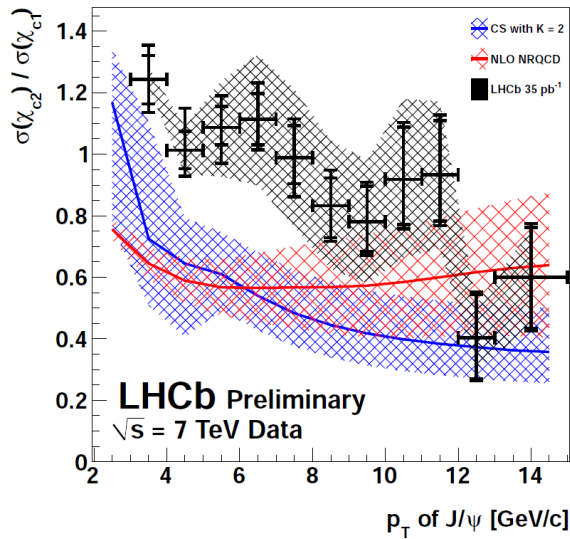


Figure 3: The ratio $\frac{\sigma_{\chi_{c2}}}{\sigma_{\chi_{c1}}}$ in bins of $p_T^{J/\psi} \in [3; 15]$ GeV/c. The internal error bars correspond to the statistical error on the χ_{c1} and χ_{c2} yields; the external error bars include the contribution from all the systematic uncertainties. The shaded area around the data points (black) shows the maximum effect of the unknown χ_c polarizations on the result. The upper limit corresponds to the spin state ($\chi_{c1}: m_J = 1; \chi_{c2}: m_J = 2$) and the lower limit corresponds to the spin state ($\chi_{c1}: m_J = 0; \chi_{c2}: m_J = 0$). The two other bands correspond to the ChiGen MC generator theoretical prediction [13](in blue) and NLO NRQCD (in red) [14].

allow the statistical uncertainties to be reduced and further studies (for example of the $\psi(2S)$ polarization) will be performed.

References

- [1] The LHCb Collaboration, A. A. Alves et al., The LHCb detector at the LHC, JINST 3 (2008) S08005.
- [2] The Belle collaboration, S.K. Choi et al., Observation of a new narrow charmonium state in exclusive $B^\pm \rightarrow K^\pm \pi^+ \pi^- J/\psi$ decays, Phys. Rev. Lett. 91 (2003) 262001, arXiv:hep-ex/0309032.
- [3] E. Swanson, The new heavy mesons: a status report, Physics Reports 429 (2006) 243, arXiv:hep-ph/0601110.
- [4] L. Maiani, F. Piccinini, A. D. Polosa and V. Riquer, Diquark-antidiquarks with hidden or open charm and the nature of X(3872), Phys. Rev. D 71 (2005) 014028, arXiv:hep-ph/0412098

- [5] The LHCb Collaboration, A. A. Alves et al., Measurement of the X(3872) mass with first LHCb data, CERN-LHCb-CONF-2011-030.
- [6] The LHCb Collaboration, A. A. Alves et al., Measurement of b-hadron masses with exclusive $J/\psi X$ decays cross-section at $\sqrt{s} = 7$ TeV in 2010 data, CERN-LHCb-CONF-2011-027.
- [7] The Particle Data Group, K. Nakamura et al., Review of particle physics, J. Phys. G 37 (2010) 075021.
- [8] N. Brambilla et al., Heavy quarkonium: progress, puzzles, and opportunities, Eur. Phys. J. C 71 (2011) 1534.
- [9] The LHCb Collaboration, A. A. Alves et al., Measurement of the $\psi(2S)$ production cross-section at $\sqrt{s} = 7$ TeV in LHCb, CERN-LHCb-CONF-2011-026.
- [10] Y.-Q. Ma et al., $J/\psi(\psi')$ production at the Tevatron and LHC at $O(\alpha_s^4 v^4)$ in non-relativistic QCD, Phys. Rev. Lett. 106, 042002, (2011) and private communication.
- [11] The CDF collaboration, T. Aaltonen et al., Production of $\psi(2S)$ Mesons in $p\bar{p}$ Collisions 185 at 1.96 TeV, Phys. Rev. D80, 031103, (2009).
- [12] The LHCb Collaboration, A. A. Alves et al., A measurement of the cross-section ratio σ_{c2}/σ_{c1} for prompt σ_c production at $\sqrt{s} = 7$ TeV in LHCb, CERN-LHCb-CONF-2011-020.
- [13] L. A. Harland-Lang and W. J. Stirling, private communication.
- [14] Y. Ma, K. Wang, K. Chao, arXiv:1002.3987 (hep-ph).