
Di-Boson production at ATLAS

Mohamed Aharrouche

for the ATLAS collaboration



- Introduction
 - Di-boson production at LHC
 - ATLAS detector
- W/Z γ Analysis
 - Event selection
 - Signal yield
 - Results
- WW Analysis
 - Event selection
 - Signal yield
 - Results
- Summary

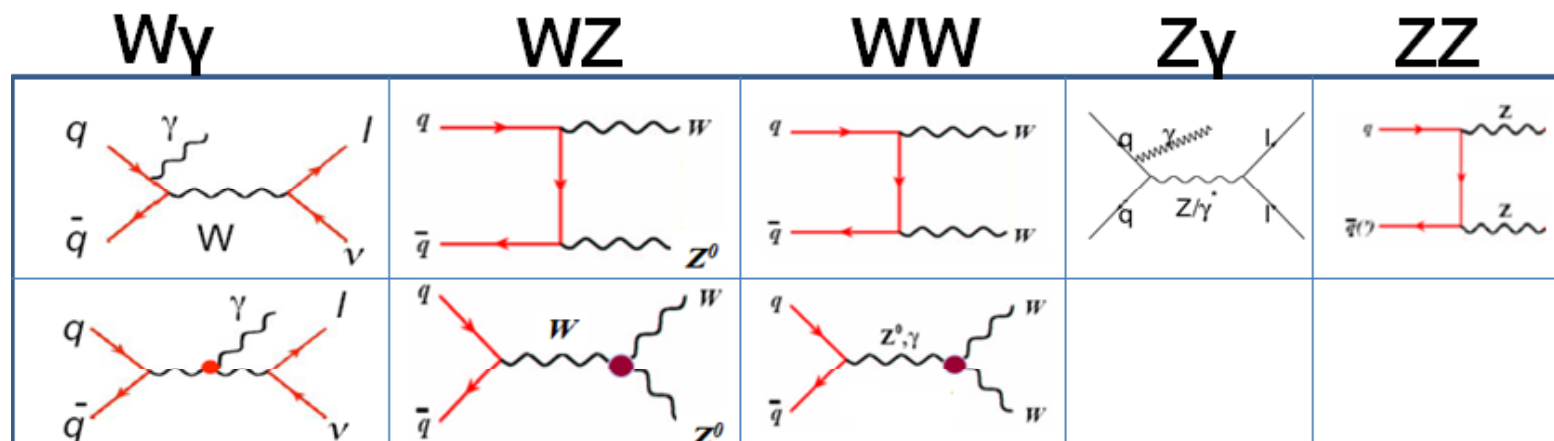
Di-Boson Production

- Standard Model diagrams for di-boson production includes
 - t-channels: qqbar annihilation
 - s-channels: Triple Gauge Boson couplings
 - * Due to non-abelian nature of SU(2)_L x U(1)_Y, SM predicts vector-boson self coupling
 - * SM only allows WWγ and WWZ couplings in the s-channel
 - Neutral TGC forbidden in SM

$$L/g_{WWV} = ig_1^V (W_{\mu\nu}^* W^{\mu\nu} V^\nu - W_{\mu\nu} W^{*\mu\nu} V^\nu) + ik^V W_\mu^* W_\nu V^{\mu\nu} + \frac{\lambda^V}{M_W^2} W_{\rho\mu}^* W_\nu^\mu V^{\nu\rho}$$

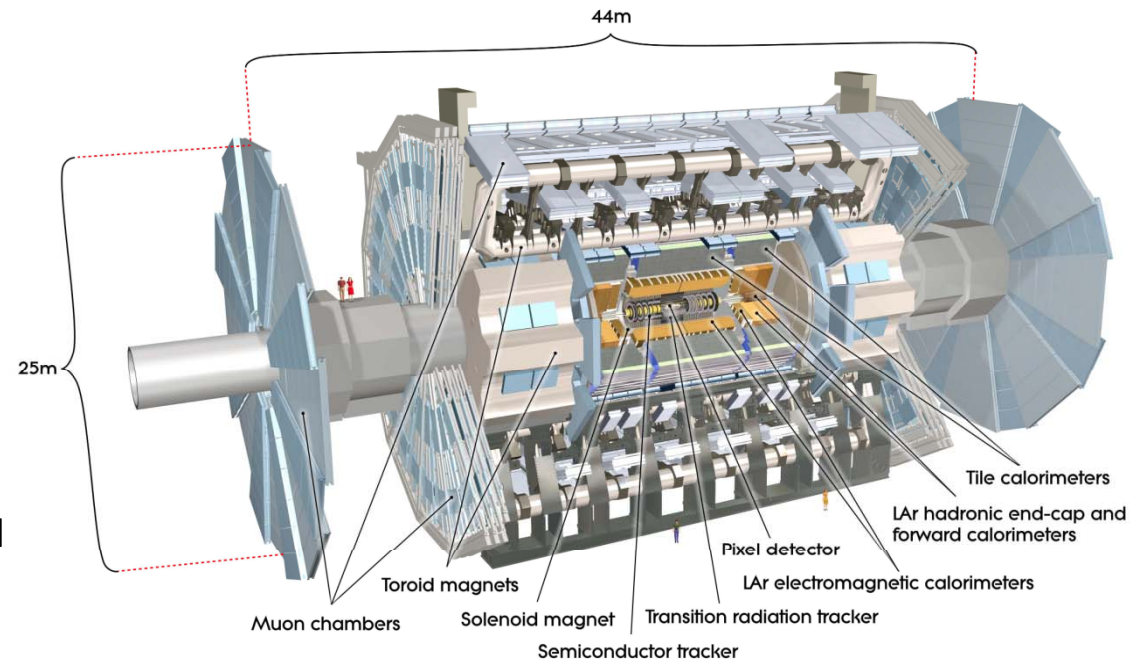
where $V = Z, \gamma$.

In the Standard Model: $g_1^V = \kappa_V = 1$ and $\lambda_V = 0$.



ATLAS detector

- Multi-purpose detector
 - coverage up to $|\eta| = 5$;
 - design to operate at $L = 10^{34} \text{cm}^{-2} \text{s}^{-1}$
- Inner Detector (tracker)
 - Si pixel & strip detectors + TRT;
 - 2 T magnetic field;
 - coverage up to $|\eta| < 2.5$.
- Calorimetry
 - highly granular LAr EM calorimeter ($|\eta| < 3.2$);
 - hadron calorimeter – scintillator tile
 - * LAr for endcap&forward ($|\eta| < 4.9$).
- Muon Spectrometer
 - air-core toroid system ($|\eta| < 2.7$)



$W/Z\gamma$ production

Signal definition

- Signature

- $W\gamma$
 - * One isolated lepton + photon and missing ET.
- $Z\gamma$
 - * Two isolated leptons + photon

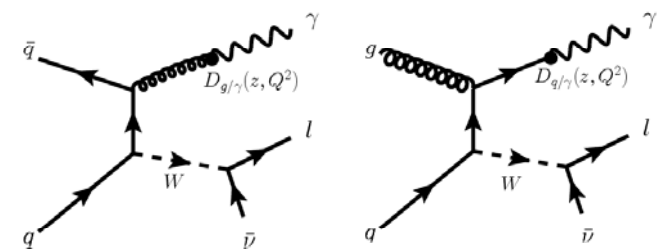
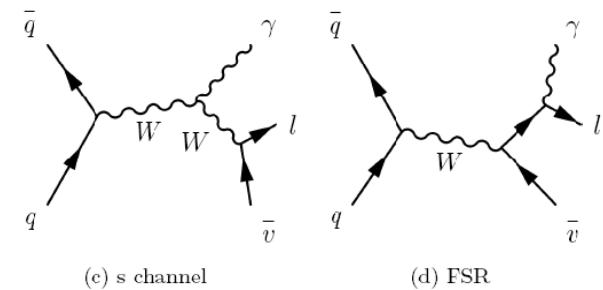
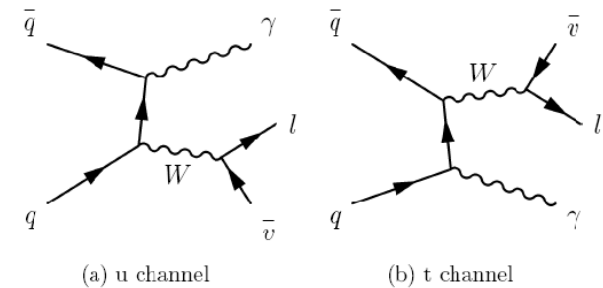
- Signal contributions

- Initial State Radiation (ISR)
- $WW\gamma$ Triple Gauge Coupling (TGC)
- Final state photon radiation from $W(Z)$ inclusive production.
- Photons from fragmentation of jets produced in association with a W or a Z boson.

- * consider only part of fragmentation photon that satisfy

- particle level truth isolation:

$$\Sigma E_T^{had} < 0.5 \cdot E_T^\gamma$$



Event Selection

W selection

- One lepton with $ET > 20$ GeV
- $|\eta| < 2.47$ (e) $|\eta| < 2.4$ (μ)
- $MET > 25$ GeV
- $mT(W) > 40$ GeV
- Veto on a second lepton

Z selection

- Two leptons with $ET > 20$ GeV
- $|\eta| < 2.47$ (e) $|\eta| < 2.4$ (μ)
- $M_{ll} > 40$ GeV

Photon selection

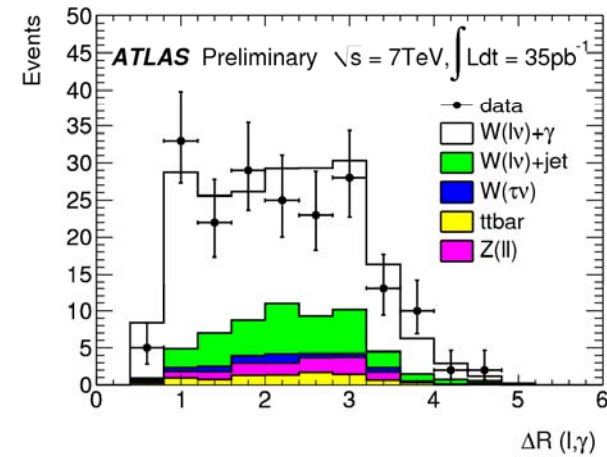
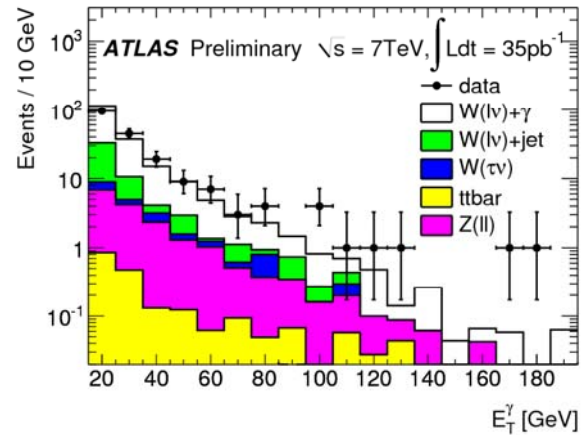
- One photon with $ET > 15$ GeV and $|\eta| < 2.37$
- $\Delta R(l, \gamma) > 0.7$
- Isolation energy $E_t(\text{iso}) < 5$ GeV

Number of Candidates in 35/pb

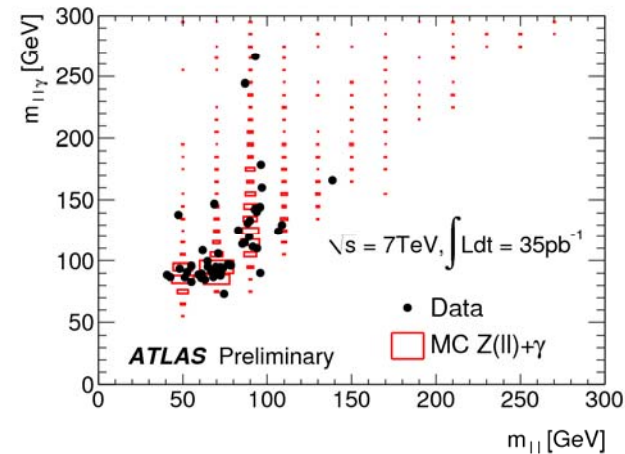
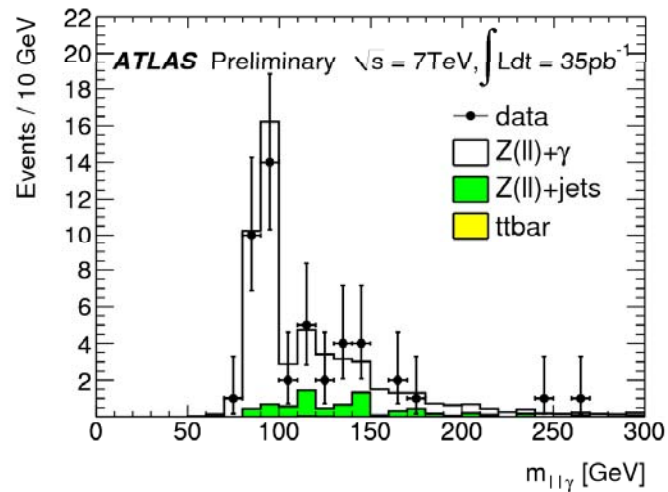
- $W\gamma$: 192
 - 95 (e $\nu\gamma$) + 97 ($\mu\nu\gamma$)
- $Z\gamma$: 48
 - 25 (ee γ) + 23 ($\mu\mu\gamma$)

Kinematic Distributions of the W/Z γ candidates

- W γ candidates



- Z γ candidates



Cross section calculation

- Fiducial cross section

- Performed within phase space defined by kinematic cuts of event selection in analysis.

$$\sigma_{pp \rightarrow l\nu\gamma(l^+l^-\gamma)}^{fid} = \frac{N_{W\gamma(Z\gamma)}^{sig}}{C_{W\gamma(Z\gamma)} \cdot L_{W\gamma(Z\gamma)}}$$

- N^{sig} is the number of the extracted signal events
- $C_{W\gamma(Z\gamma)}$ summarizes the reconstruction and identification efficiency for signal events

- Total cross section

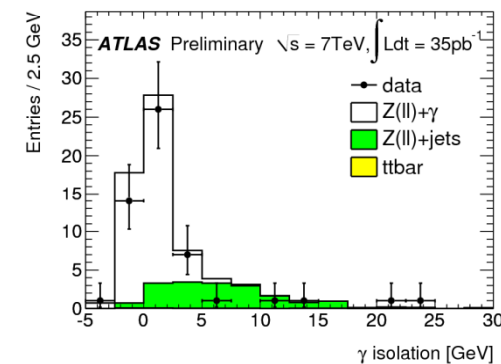
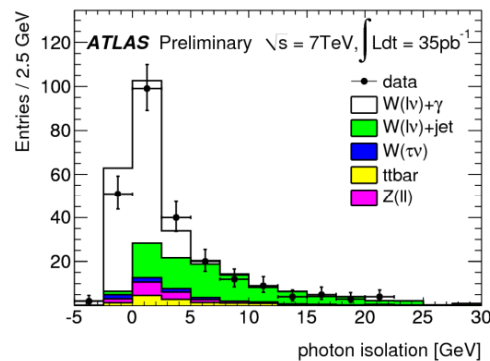
- extrapolating from fiducial phase space to full W/Z decay space.

$$\sigma_{pp \rightarrow l\nu\gamma(pp \rightarrow l^+l^-\gamma)}^{total} = \frac{\sigma_{pp \rightarrow l\nu\gamma(pp \rightarrow l^+l^-\gamma)}^{fid}}{A_{W\gamma(Z\gamma)}}$$

- $A_{W\gamma(Z\gamma)}$ is the acceptance of total phase space with respect to the fiducial one.

Signal yield

- Background for $W\gamma$: $W \rightarrow \tau\nu$, $t\bar{t}$, and $Z \rightarrow l+l^-$ and W +jets.
- Background for $Z\gamma$: $t\bar{t}$ and Z +jets.
- W +jet background: data driven estimation
 - 2D sideband method is applied. The two dimensions are defined by the isolation energy on one axis, and the photon identification “quality” of the photon candidate on the other axis.
- Z +jets background contribution, as well as the non W +jets background, is estimated from Monte Carlo.



Process	Observed events	non W +jets background	W +jet background	Extracted Signal
$pp \rightarrow e\nu\gamma$	95	$10.1 \pm 0.8 \pm 1.2$	$16.9 \pm 6.4 \pm 7.3$	$67.9 \pm 9.5 \pm 7.3$
$pp \rightarrow \mu\nu\gamma$	97	$12.4 \pm 0.9 \pm 1.4$	$16.8 \pm 4.7 \pm 7.3$	$67.8 \pm 9.3 \pm 7.4$
Process	Observed events	Total Background		Extracted Signal
$pp \rightarrow e^+e^-\gamma$	25	3.8 ± 3.8		$21.2 \pm 5.8 \pm 3.8$
$pp \rightarrow \mu^+\mu^-\gamma$	23	3.4 ± 3.4		$19.6 \pm 4.8 \pm 3.4$

Results

- Fiducial cross section

	experimental measurement	SM model prediction
	$\sigma^{fid} [pb](\text{measured})$	$\sigma^{fid} [pb](\text{predicted})$
$pp \rightarrow e\nu\gamma$	$5.1 \pm 0.7(\text{stat}) \pm 0.9(\text{syst}) \pm 0.6(\text{lumi})$	$4.6 \pm 0.3(\text{syst})$
$pp \rightarrow \mu\nu\gamma$	$4.2 \pm 0.6(\text{stat}) \pm 0.7(\text{syst}) \pm 0.5(\text{lumi})$	$4.9 \pm 0.3(\text{syst})$
$pp \rightarrow e^+e^-\gamma$	$2.0 \pm 0.6(\text{stat}) \pm 0.5(\text{syst}) \pm 0.2(\text{lumi})$	$1.7 \pm 0.1(\text{syst})$
$pp \rightarrow \mu^+\mu^-\gamma$	$1.3 \pm 0.3(\text{stat}) \pm 0.3(\text{syst}) \pm 0.1(\text{lumi})$	$1.7 \pm 0.1(\text{syst})$

- Total cross section

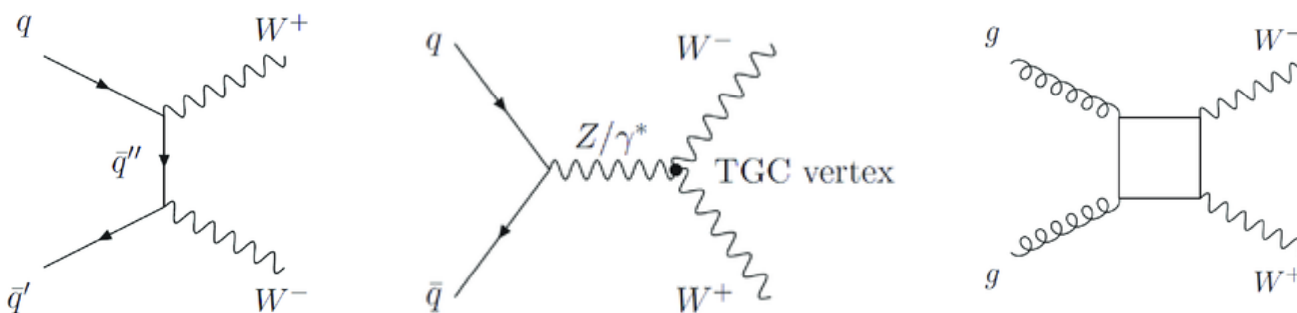
	$\sigma^{total} [pb](\text{measured})$	$\sigma^{total} [pb](\text{predicted})$
$pp \rightarrow e\nu\gamma$	$73.9 \pm 10.5(\text{stat}) \pm 14.6(\text{syst}) \pm 8.1(\text{lumi})$	$69.0 \pm 4.6(\text{syst})$
$pp \rightarrow \mu\nu\gamma$	$58.6 \pm 8.2(\text{stat}) \pm 11.3(\text{syst}) \pm 6.4(\text{lumi})$	$69.0 \pm 4.6(\text{syst})$
$pp \rightarrow e^+e^-\gamma$	$16.4 \pm 4.5(\text{stat}) \pm 4.3(\text{syst}) \pm 1.8(\text{lumi})$	$13.8 \pm 0.9(\text{syst})$
$pp \rightarrow \mu^+\mu^-\gamma$	$10.6 \pm 2.6(\text{stat}) \pm 2.5(\text{syst}) \pm 1.2(\text{lumi})$	$13.8 \pm 0.9(\text{syst})$

- All cross section measurements are consistent within their uncertainties with the Standard Model expectations

WW leptonic decay channels

WW signature

- WW signal
 - Two opposite-sign isolated high P_T leptons. Accordingly signal events are split into 3 channels:
 - * $ee, \mu\mu, e\mu$
 - Large missing E_T and less jet activity



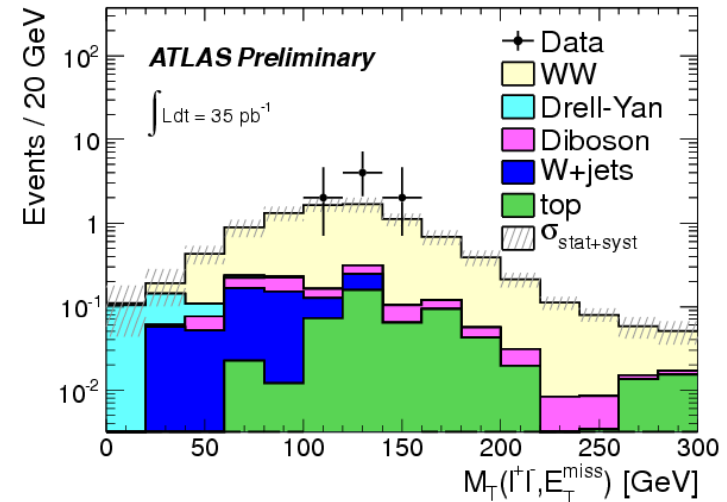
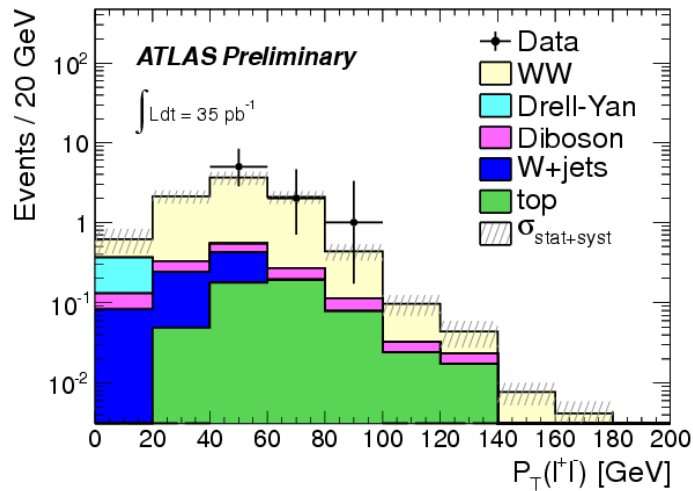
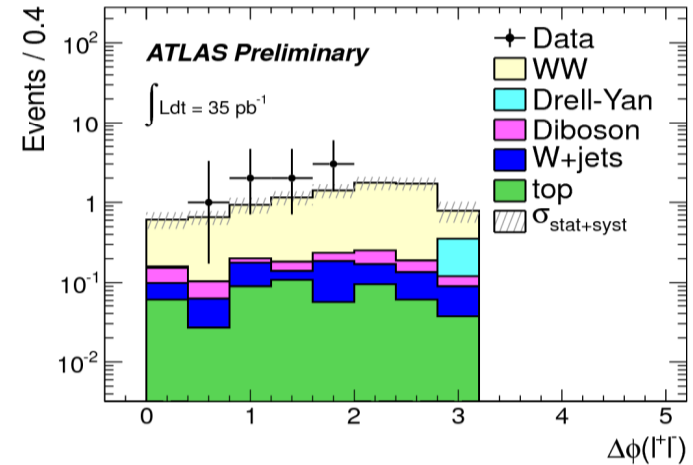
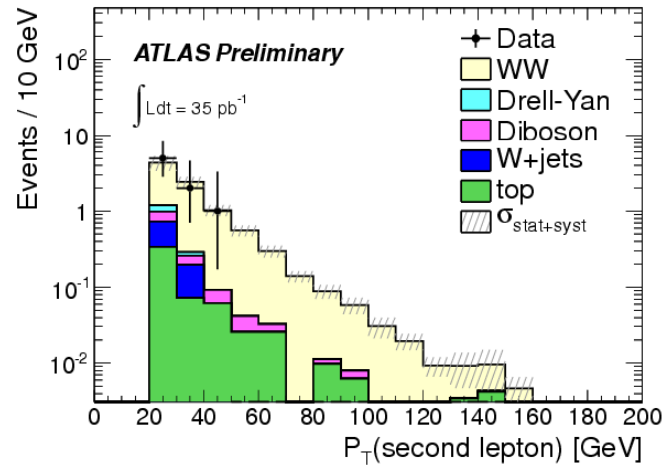
- WW Background
 - W+jets, Drell-Yan, Top and Di-boson ($WZ, ZZ, W/Z\gamma$)

Event selection

- Exactly two opposite-sign good leptons (e, μ)
 - To select di-lepton events
 - To suppress W+jets and di-boson events
- $M_{ll} > 15\text{GeV}$ && $|M_{ll} - M_Z| > 10\text{GeV}$ for ee and $\mu\mu$ channels
 - Mainly to remove Drell-Yan events
- $E_T^{\text{miss}} > 40\text{GeV}$ in ee and $\mu\mu$ channels, and $>20\text{GeV}$ in em channel
 - To further remove Drell-Yan and di-boson events
- Jet veto : No jets ($P_T > 20\text{GeV}, |\eta| < 3$) present
 - To remove top events

- Number of Candidates in 35/pb
 - 8 (ee, $\mu\mu$, e μ combined)

Kinematic Distributions of the W+W- candidates



Signal yield

- Background estimation:
 - W+jet : Data driven estimation
 - * Using W+Jet control sample and di-jet sample in data
 - Drell-Yan
 - * Central values are estimated using MC. Systematic uncertainties are estimated using a data driven method on Z control sample
 - Top background estimated using MC and crosschecked using data driven methods.
 - Di-boson (WZ, ZZ, W/Z+ γ) backgrounds estimated using MC.

Final State	$e^+e^-E_T^{\text{miss}}$	$\mu^+\mu^-E_T^{\text{miss}}$	$e^\pm\mu^\mp E_T^{\text{miss}}$	combined
Observed Events	1	2	5	8
MC WW Signal	$0.85 \pm 0.02 \pm 0.13$	$1.74 \pm 0.04 \pm 0.24$	$4.81 \pm 0.06 \pm 0.68$	$7.40 \pm 0.07 \pm 1.05$
Total Background	$0.17 \pm 0.11 \pm 0.09$	$0.26 \pm 0.31 \pm 0.15$	$1.29 \pm 0.17 \pm 0.32$	$1.72 \pm 0.37 \pm 0.45$
Signal / Background	5.0	6.7	3.7	4.3

Cross section

- The combined W+W- production cross-section is determined using the maximum likelihood method. The likelihood function based on Poisson statistics is constructed as

$$F = \ln \prod_{i=1}^3 \frac{e^{-(N_s^i + N_b^i)} (N_s^i + N_b^i)^{N_{\text{obs}}^i}}{N_{\text{obs}}^i!} \quad \text{where} \quad N_s^i = \sigma_{WW} \times Br^i \times \mathcal{L} \times A^i$$

$$\sigma_{WW} = 40_{-16}^{+20}(\text{stat}) \pm 7(\text{syst}) \text{ pb}$$

- which is in good agreement with the SM NLO prediction of 46 ± 3 pb.

Conclusion

- First measurement of $W/Z\gamma$ and WW production cross sections at 7 TeV performed by ATLAS using 35/pb of integrated luminosity
- The cross section measurements are in good agreement with SM NLO expectations
- The measurements are limited by statistics. The future analysis with larger dataset will be important for precision test of the SM and new physics searches.