

CERN-EP/81-102
24 August 1981

THE INCLUSIVE TRANSVERSE-MOMENTUM DISTRIBUTION OF HADRONIC SYSTEMS
PRODUCED IN PROTON-PROTON COLLISIONS

M. Basile, G. Cara Romeo, L. Cifarelli, A. Contin, G. D'Ali,
P. Di Cesare, B. Esposito, P. Giusti, T. Massam, R. Nania,
F. Palmonari, V. Rossi, G. Sartorelli, M. Spinetti, G. Susinno,
G. Valenti, L. Votano and A. Zichichi

CERN, Geneva, Switzerland

Istituto di Fisica dell'Università di Bologna, Italy

Istituto Nazionale di Fisica Nucleare, Laboratori Nazionali di Frascati, Italy

Istituto Nazionale di Fisica Nucleare, Sezione di Bologna, Italy

Istituto di Fisica dell'Università di Perugia, Italy

Istituto di Fisica dell'Università di Roma, Italy

ABSTRACT

The inclusive transverse-momentum distribution of the multiparticle systems produced in low- p_T proton-proton interactions at $\sqrt{s} = 30$ and 62 GeV has been studied. The analysis was performed removing from the final state the leading proton and redefining the effective hadronic energy available for particle production. Excellent agreement for energies up to 13 GeV is found between (pp) and (e^+e^-). At higher energy the (pp) data show a less pronounced growth than the (e^+e^-) data.

(Submitted to Nuovo Cimento Letters)



1. INTRODUCTION

The study of the properties of the multihadron systems produced in low- p_T proton-proton collisions using the method of removing the leading proton and then redefining the effective hadronization energy (E_{had}) available for particle production, has produced several interesting results¹⁻⁸). In particular, the inclusive fractional momentum distribution turns out to agree quite well in an energy range from 3 to 30 GeV with the equivalent distribution obtained in the study of $e^+e^- \rightarrow \rightarrow$ hadrons. These distributions reproduce well even the dramatic increase at low x ($x \leq 0.1$) of the particle density. Furthermore, the average charged multiplicity, when expressed in terms of E_{had} , also agrees well with the average charged multiplicity measured in e^+e^- annihilations. It is, therefore, very interesting to test whether these similarities extend to the inclusive transverse-momentum distributions which represent a key feature of the dynamics of multihadron production.

The experiment was performed at the CERN Intersecting Storage Rings (ISR) with protons at two nominal total c.m. energies: $\sqrt{s} = 30$ and 62 GeV. The reason for the choice of these energies is that they allow the study of the widest range of the effective hadronic energy, i.e. $E_{\text{had}} = 3-32$ GeV.

2. DATA ANALYSIS

Similarly to our previous analysis¹⁻⁸), for all reconstructed events (at least two tracks fit a common vertex), we identify for each hemisphere the leading proton as the fastest particle with positive charge and

$$0.4 \leq x_F = \frac{2|p_L|}{\sqrt{s}} \leq 0.85 \quad (1)$$

(where p_L = longitudinal momentum). The measure of the momentum of the leading proton is required to satisfy the condition $\Delta p/p \leq 8\%$. The particles accompanying the identified leading proton in the same hemisphere are analysed if their momenta are measured with $\Delta p/p \leq 30\%$.

The available effective hadronization energy is determined by

$$E_{\text{had}} = \frac{\sqrt{s}}{2} - E_{\text{leading}} \quad (2)$$

with E_{leading} being the leading proton energy.

The transverse momentum for each particle is determined with respect to the (pp) line of flight in the (pp) c.m. system. This choice is suggested by the consideration that the missing momentum $\vec{p}_{\text{had}} = \vec{p}_{\text{inc}} - \vec{p}_{\text{leading}}^*$, a natural choice for the jet axis, turns out to be always very close to the beam axis.

The inclusive transverse-momentum distribution, normalized to the number of events N_{ev} , $(1/N_{\text{ev}})/(dN/dp_T^2)$ has been determined by correcting the number of tracks dN corresponding to the interval dp_T^2 for acceptance loss via Monte Carlo simulation. The quantity N_{ev} is the total number of events with at least one charged particle detected. This number has been computed from

$$N_{\text{ev}} = N_{\ell p} \left(1 - e^{-\langle n_{\text{ch}} \rangle} \right), \quad (3)$$

where $N_{\ell p}$ = number of leading protons including the case with no accompanying particle, $\langle n_{\text{ch}} \rangle$ is the measured average charged multiplicity in the same hemisphere as that of the leading proton and for the E_{had} interval under study. We have also assumed that the charged multiplicity is Poisson distributed.

The above choice implies that the (e^+e^-) distributions have to be normalized to one hemisphere and that the relation between (e^+e^-) annihilation energy $(\sqrt{s})_{e^+e^-}$, and the effective hadronic energy $(E_{\text{had}})_{\text{pp}}$ in (pp) interactions is given by

$$(\sqrt{s})_{e^+e^-} = 2(E_{\text{had}})_{\text{pp}} \quad (4)$$

3. RESULTS

Six hadronic energy intervals have been studied:

$$2E_{\text{had}} = 3-4, \quad 4-6, \quad 6-9, \quad 11-13, \quad 13-17, \quad 28-32 \quad (\text{GeV}).$$

*) \vec{p}_{inc} = incident proton momentum, \vec{p}_{leading} = leading proton momentum.

The corresponding number of analyzed events with at least one charged particle at these energies is

184, 488, 897, 652, 1099, 1153,

respectively.

The data in the $2E_{\text{had}}$ energy range, from 3 to 13 GeV, are obtained from (pp) collisions at $\sqrt{s} = 30$ GeV. The data from 13 to 32 GeV are obtained from (pp) collisions at $\sqrt{s} = 62$ GeV.

The inclusive transverse-momentum distributions $(1/N_{\text{ev}})/(dN/dp_{\text{T}}^2)$ are shown in Figs. 1-6, where they are compared with data from SLAC (MARK I) ($\sqrt{s} = 3, 4.8, 7.0-7.8$)¹⁰⁾ and PETRA (TASSO) ($\sqrt{s} = 12, 27.4-31.6$)¹¹⁾.

These data show that in the lower $2E_{\text{had}}$ energy range, i.e. from 3 to 13 GeV (Figs. 1-4), the agreement with (e^+e^-) data in the same energy range is excellent. This means that the inclusive transverse-momentum distributions of the particles produced in (pp) interactions, when relation (4) is used, do follow the same pattern as the inclusive transverse-momentum distributions of the particles produced in (e^+e^-) annihilations. However, above 13 GeV, the growth of high- p_{T} particles is less pronounced than for the equivalent (e^+e^-) data.

4. CONCLUSIONS

We have extended our previous study of the features of multiparticle production in proton-proton collisions to the inclusive single-particle transverse-momentum distributions in an energy range from 3 to 32 GeV. Here again the method of removing leading protons shows that for energies below 13 GeV, the transverse-momentum distributions of the particles produced in (e^+e^-) annihilations and in (pp) interactions are the same.

Above 13 GeV, the (pp) data show a growth which appears to be less pronounced than in the (e^+e^-) case; this is bound to be of great importance in the understanding of the hadronization mechanisms at work in (pp) collisions and in (e^+e^-) annihilations.

REFERENCES

- 1) M. Basile, G. Cara Romeo, L. Cifarelli, A. Contin, G. D'Ali, P. Di Cesare, B. Esposito, P. Giusti, T. Massam, F. Palmonari, G. Sartorelli, G. Valenti and A. Zichichi, Phys. Lett. 92B, 367 (1980).
- 2) M. Basile, G. Cara Romeo, L. Cifarelli, A. Contin, G. D'Ali, P. Di Cesare, B. Esposito, P. Giusti, T. Massam, R. Nania, F. Palmonari, G. Sartorelli, G. Valenti and A. Zichichi, Phys. Lett. 95B, 311 (1980).
- 3) M. Basile, G. Cara Romeo, L. Cifarelli, A. Contin, G. D'Ali, P. Di Cesare, B. Esposito, P. Giusti, T. Massam, R. Nania, F. Palmonari, G. Sartorelli, G. Valenti and A. Zichichi, Nuovo Cimento 58A, 193 (1980).
- 4) M. Basile, G. Cara Romeo, L. Cifarelli, A. Contin, G. D'Ali, P. Di Cesare, B. Esposito, P. Giusti, T. Massam, R. Nania, F. Palmonari, G. Sartorelli, G. Valenti and A. Zichichi, Lett. Nuovo Cimento 29, 491 (1980).
- 5) M. Basile, G. Cara Romeo, L. Cifarelli, A. Contin, G. D'Ali, P. Di Cesare, B. Esposito, P. Giusti, T. Massam, R. Nania, F. Palmonari, G. Sartorelli, M. Spinetti, G. Susinno, G. Valenti and A. Zichichi, Phys. Lett. 99B, 247 (1981).
- 6) M. Basile, G. Cara Romeo, L. Cifarelli, A. Contin, G. D'Ali, P. Di Cesare, B. Esposito, P. Giusti, T. Massam, R. Nania, F. Palmonari, G. Sartorelli, M. Spinetti, G. Susinno, G. Valenti, L. Votano and A. Zichichi, Lett. Nuovo Cimento 30, 389 (1981).
- 7) M. Basile, G. Cara Romeo, L. Cifarelli, A. Contin, G. d'Ali, P. Di Cesare, B. Esposito, P. Giusti, T. Massam, R. Nania, F. Palmonari, G. Sartorelli, M. Spinetti, G. Susinno, G. Valenti, L. Votano and A. Zichichi, Lett. Nuovo Cimento 31, 273 (1981).

- 8) M. Basile, G. Cara Romeo, L. Cifarelli, A. Contin, G. D'Ali, P. Di Cesare, B. Esposito, P. Giusti, T. Massam, R. Nania, F. Palmonari, G. Sartorelli, M. Spinetti, G. Susinno, G. Valenti, L. Votano and A. Zichichi, The inclusive momentum distributions in (pp) interactions, removing leading protons, compared with (e^+e^-) data in the range $\sqrt{s} = 3-7.8$ GeV, preprint in preparation.
- 9) R. Bouclier, R.C.A. Brown, E. Chesi, L. Dumps, H.G. Fischer, P.G. Innocenti, G. Maurin, A. Minten, L. Naumann, F. Piuz and O. Ullaland, Nucl. Instrum. Methods 125, 19 (1975).
- 10) J.L. Siegrist, Ph.D. Thesis, SLAC-Report 225 (1979).
- 11) R. Brandelik et al. (TASSO Collaboration), Phys. Lett. 89B, 418 (1980) and 83B, 261 (1979).

Figure captions

- Fig. 1 : The inclusive single-particle transverse-momentum distribution $(1/N_{ev})/(dN/dp_T^2)$ for $3 \leq 2E_{had} \leq 4$ GeV compared with $(1/\sigma)/(d\sigma/dp_T^2)$ measured at SLAC (MARK I) at $\sqrt{s} = 3$ GeV.
- Fig. 2 : The inclusive single-particle transverse-momentum distribution $(1/N_{ev})/(dN/dp_T^2)$ for $4 \leq 2E_{had} \leq 6$ GeV compared with $(1/\sigma)/(d\sigma/dp_T^2)$ measured at SLAC (MARK I) at $\sqrt{s} = 4.8$ GeV.
- Fig. 3 : The inclusive single-particle transverse-momentum distribution $(1/N_{ev})/(dN/dp_T^2)$ for $6 \leq 2E_{had} \leq 9$ compared with $(1/\sigma)/(d\sigma/dp_T^2)$ measured at SLAC (MARK I) at $\sqrt{s} = 7.0-7.8$ GeV.
- Fig. 4 : The inclusive single-particle transverse-momentum distribution $(1/N_{ev})/(dN/dp_T^2)$ for $11 \leq 2E_{had} \leq 13$ GeV compared with $(1/\sigma)/(d\sigma/dp_T^2)$ measured at PETRA (TASSO) at $\sqrt{s} = 12$ GeV.
- Fig. 5 : The inclusive single-particle transverse-momentum distribution $(1/N_{ev})/(dN/dp_T^2)$ for $13 \leq 2E_{had} \leq 17$ GeV, compared with $(1/\sigma)/(d\sigma/dp_T^2)$ measured at PETRA (TASSO) at $\sqrt{s} = 12$ GeV.
- Fig. 6 : The inclusive single-particle transverse momentum distribution $(1/N_{ev})/(dN/dp_T^2)$ for $28 \leq 2E_{had} \leq 32$ GeV compared with $(1/\sigma)/(d\sigma/dp_T^2)$ measured at PETRA (TASSO) at $\sqrt{s} = 27.4-31.6$ GeV.

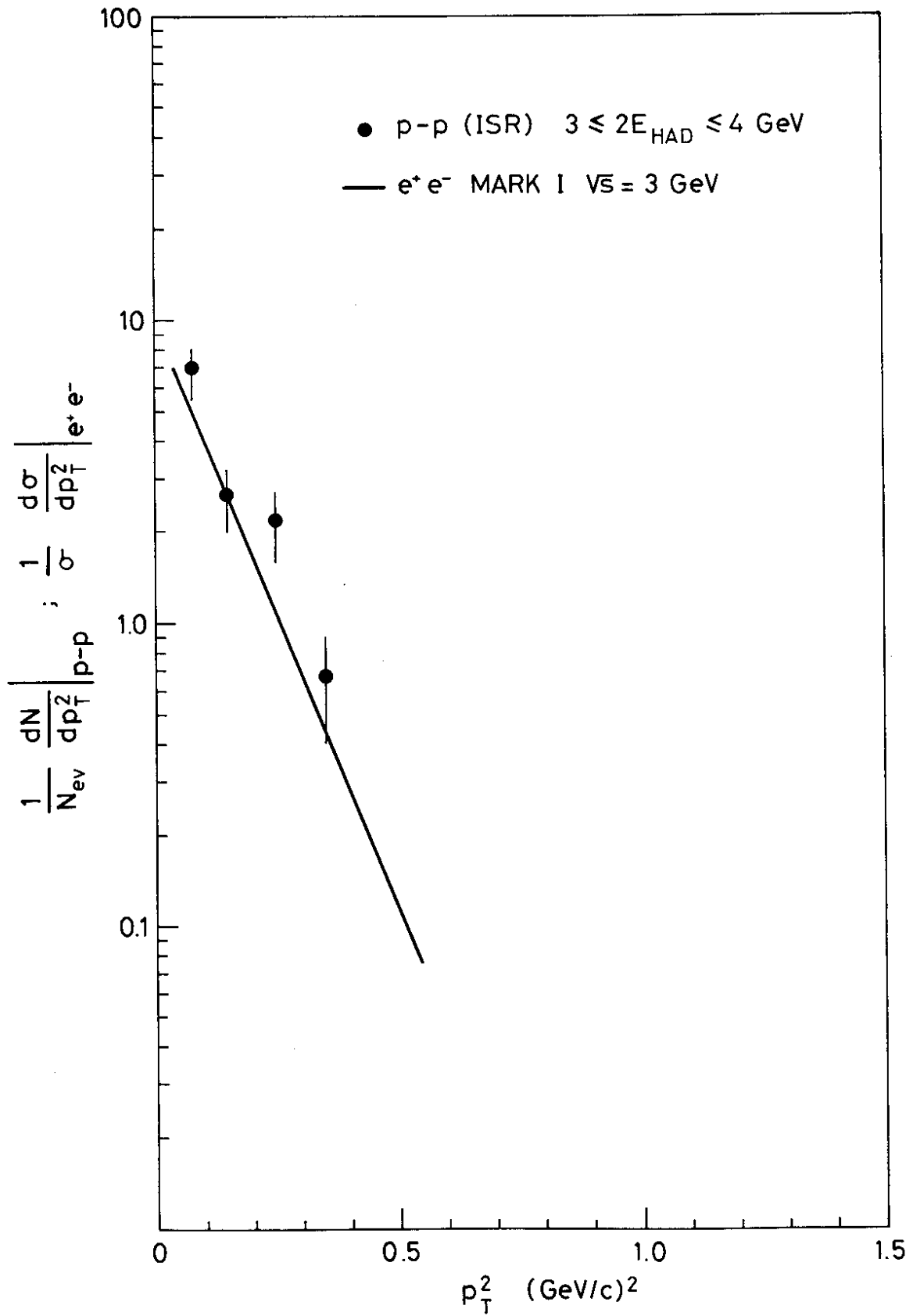


Fig. 1

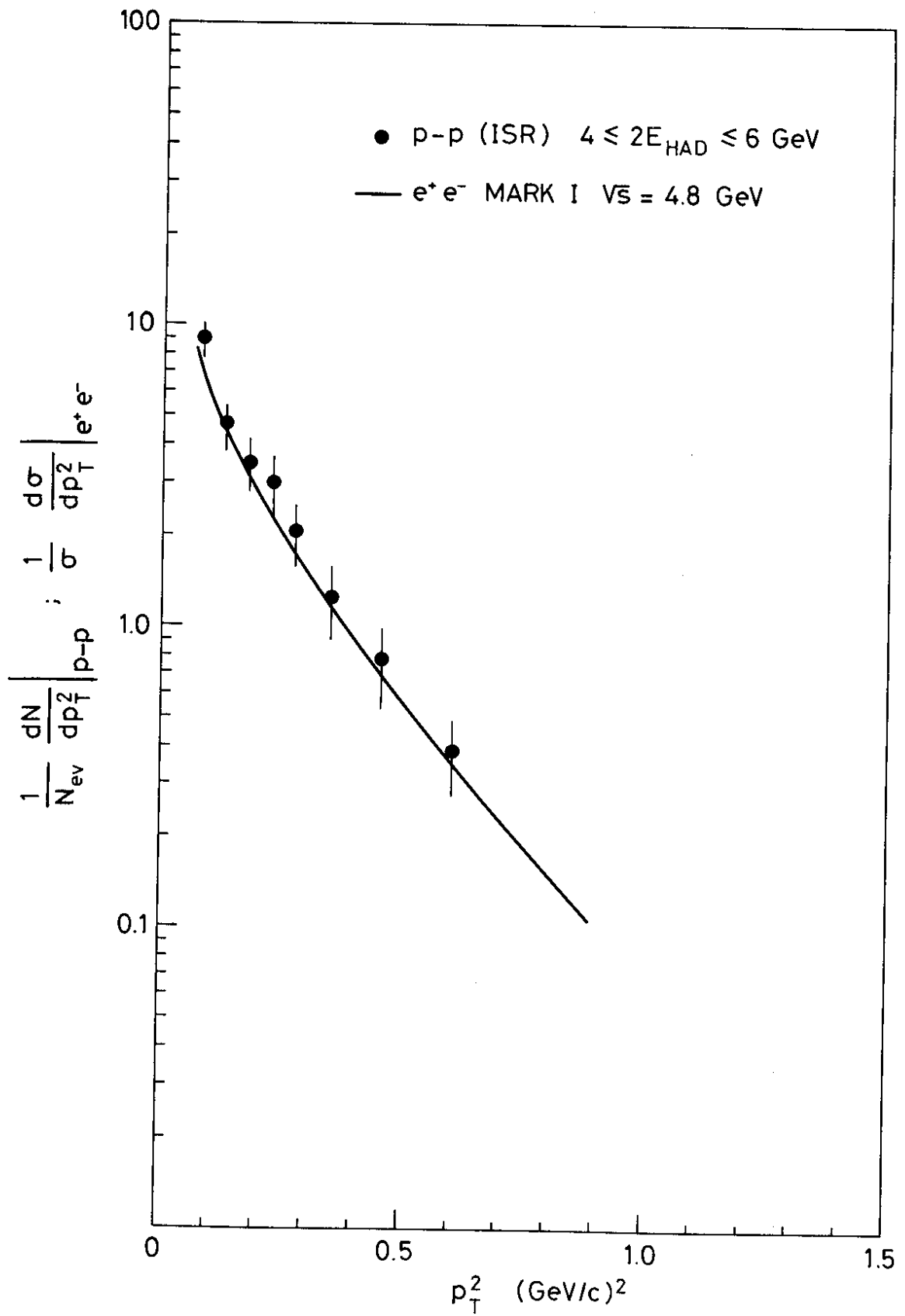


Fig. 2

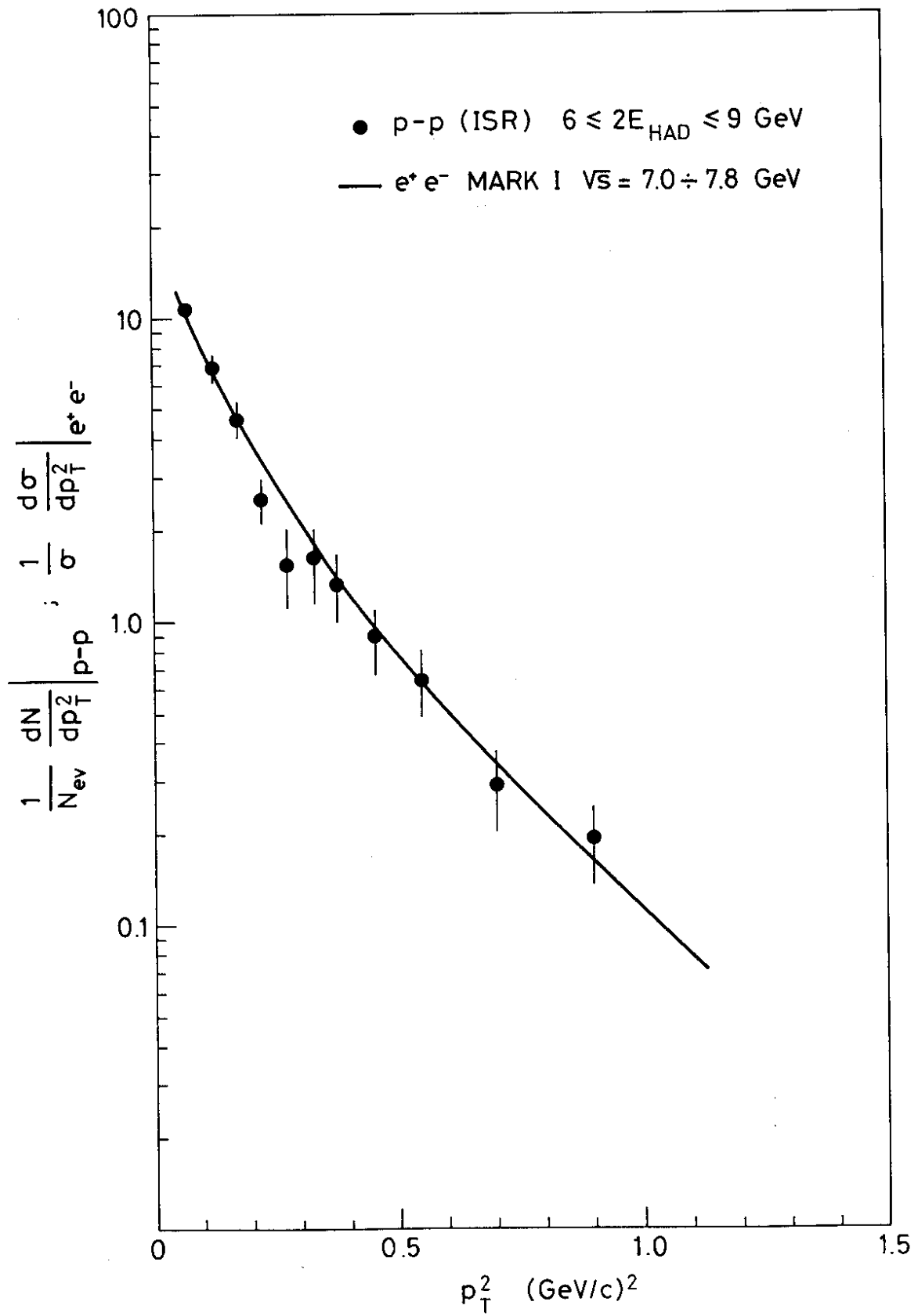


Fig. 3

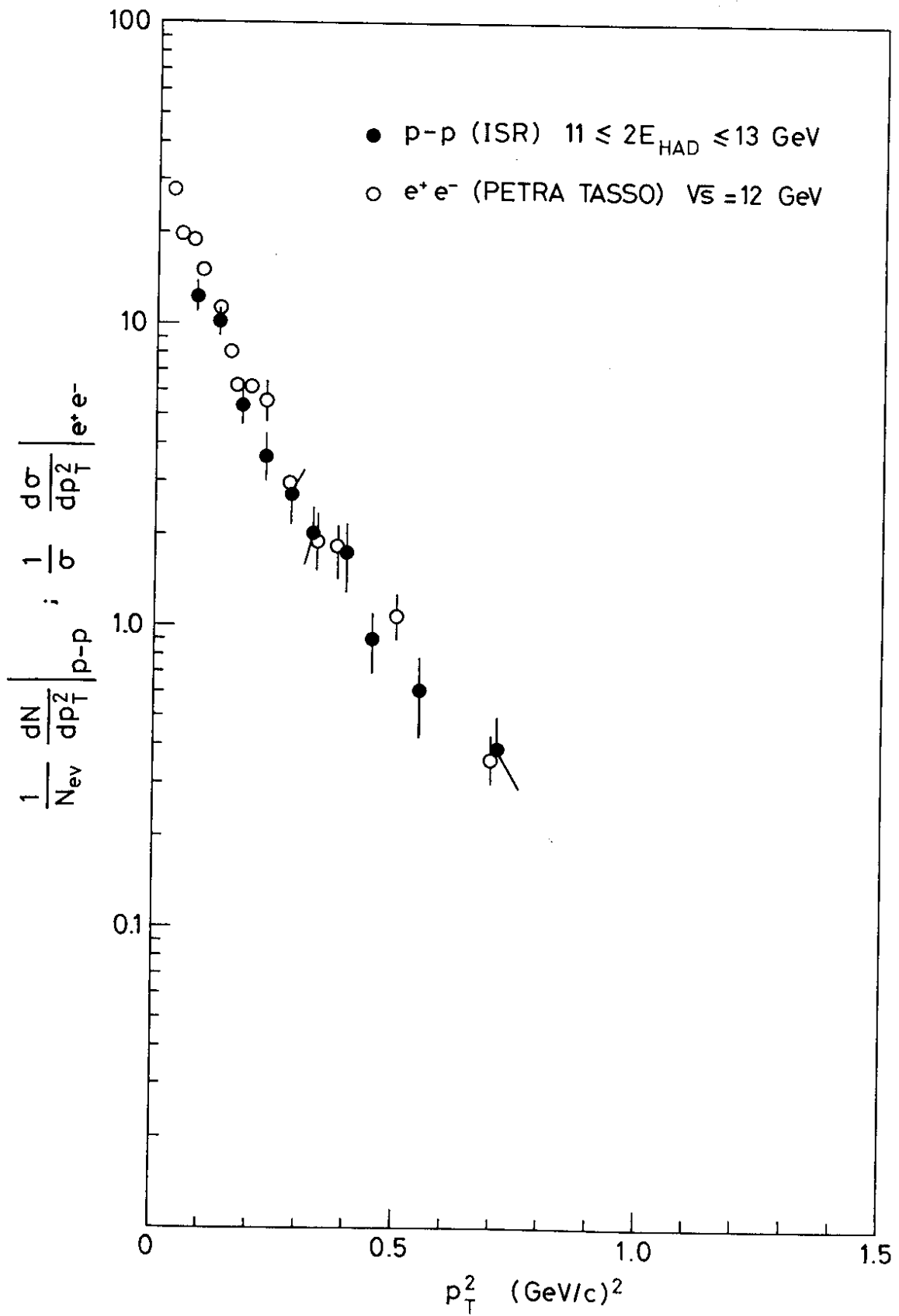


Fig. 4

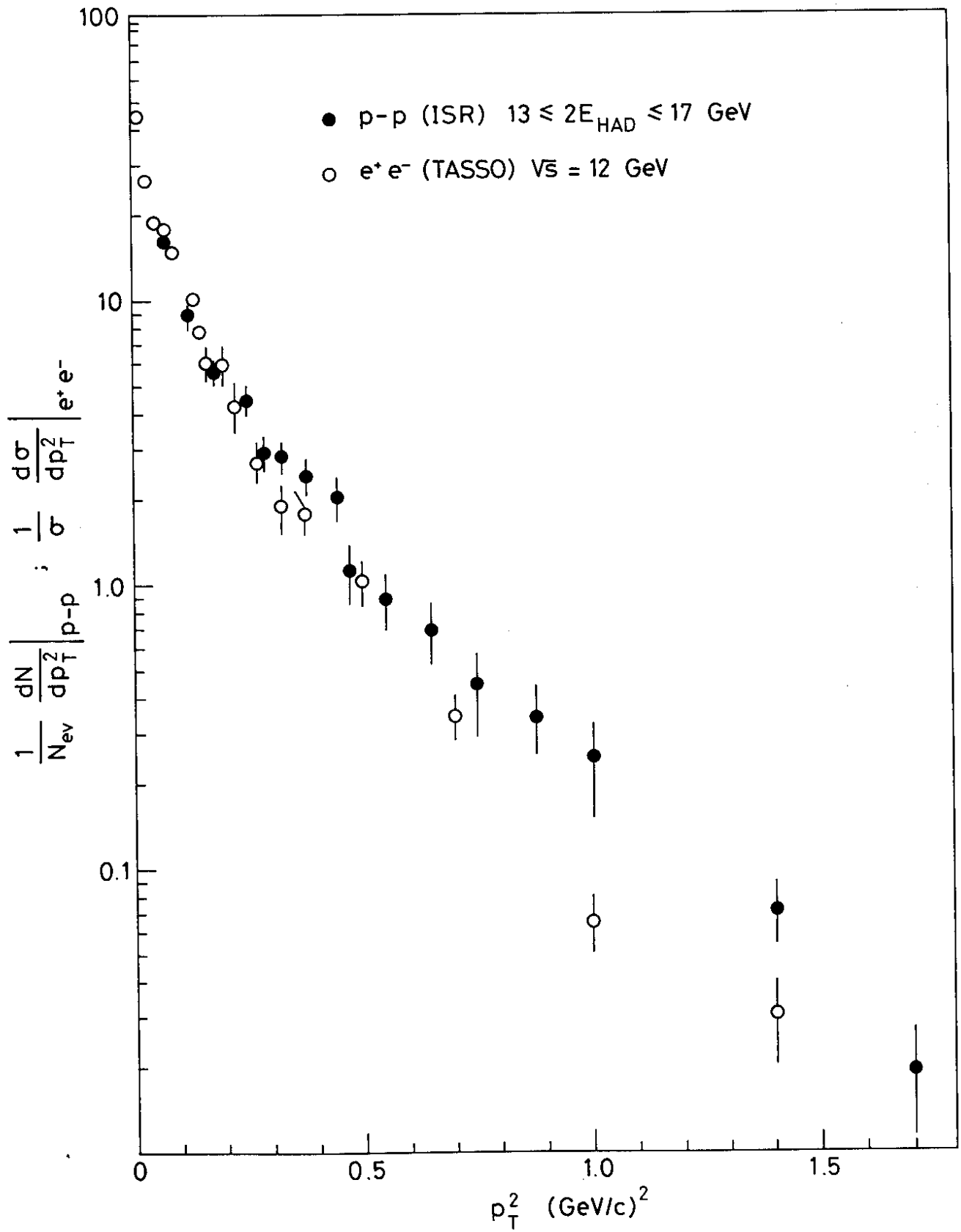


Fig. 5

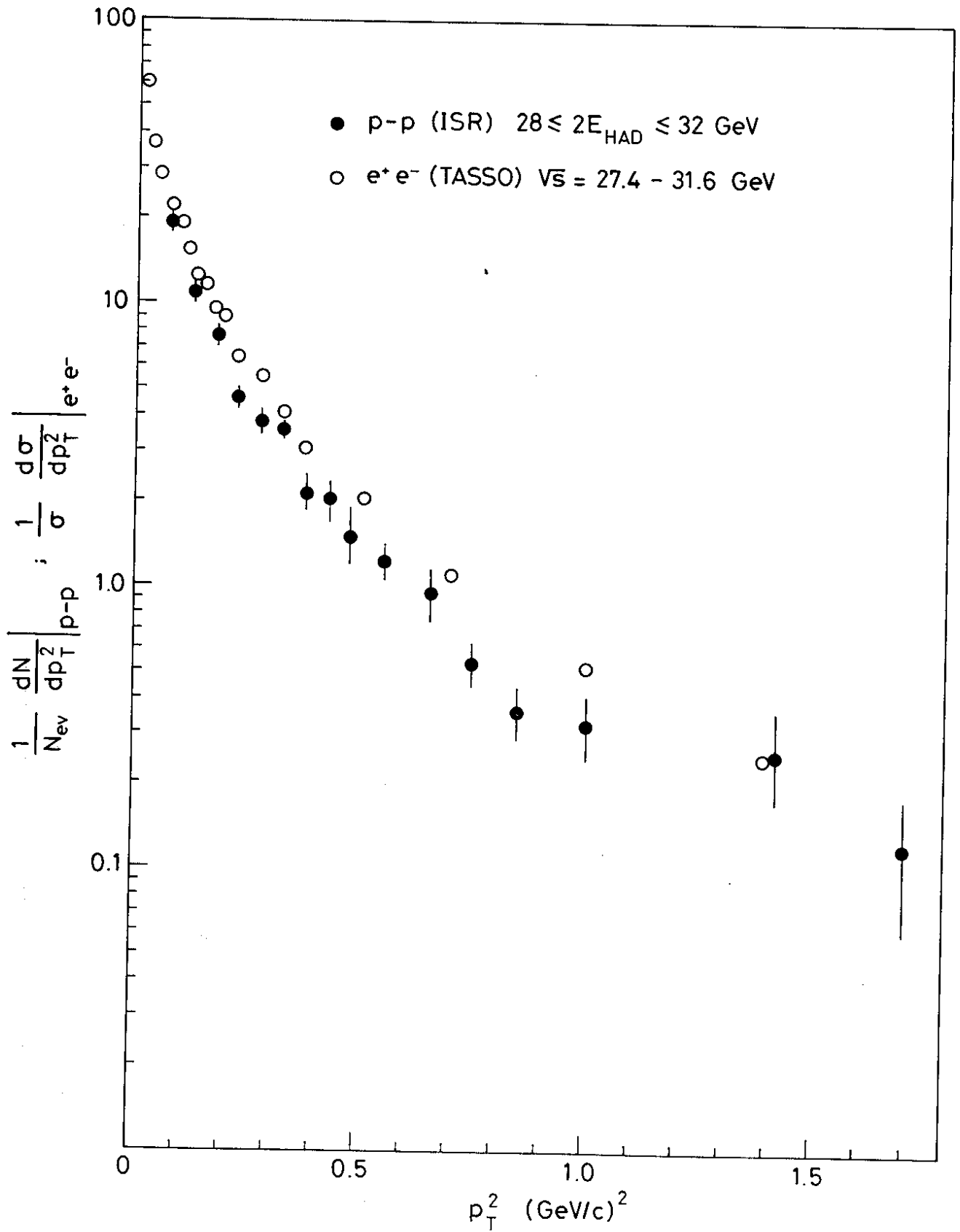


Fig. 6