



# First Measurement of the Underlying Event Activity at the LHC with $\sqrt{s} = 0.9$ TeV

The CMS Collaboration\*

## Abstract

A measurement of the underlying activity in scattering processes with  $p_T$  scale in the GeV region is performed in proton-proton collisions at  $\sqrt{s} = 0.9$  TeV, using data collected by the CMS experiment at the LHC. Charged hadron production is studied with reference to the direction of a leading object, either a charged particle or a set of charged particles forming a jet. Predictions of several QCD-inspired models as implemented in PYTHIA are compared, after full detector simulation, to the data. The models generally predict too little production of charged hadrons with pseudorapidity  $|\eta| < 2$ ,  $p_T > 0.5$  GeV/ $c$ , and azimuthal direction transverse to that of the leading object.

*Submitted to the European Physical Journal C*

---

\*See Appendix A for the list of collaboration members



## 1 Introduction

In the presence of a “hard” process characterized by large transverse momenta  $p_T$  with respect to the beam direction, the hadronic final states of hadron-hadron interactions can be described as the superposition of several contributions: products of the partonic hard scattering with the highest  $p_T$ , including initial and final state radiation; hadrons produced in additional “multiple parton interactions” (MPI); and “beam-beam remnants” (BBR) resulting from the hadronization of the partonic constituents that did not participate in other scatters. Products of MPI and BBR form the “underlying event” (UE). The UE cannot be uniquely separated from initial and final state radiation.

A good description of UE properties is crucial for precision measurements of Standard Model processes and the search for new physics at the CERN Large Hadron Collider (LHC) [1]. Multiplicity distributions measured by the UA5 collaboration at the Sp $\bar{p}$ S collider [2] were modeled in Monte Carlo (MC) simulations [3]. Detailed UE studies performed at the Tevatron by the CDF collaboration [4–6] led to significant progress in MPI modeling [7]. The UE dynamics is, however, not fully understood, especially the centre-of-mass energy dependence. A new energy domain is opening with the LHC, where UE properties can be studied with data taken at  $\sqrt{s} = 0.9, 7,$  and  $14$  TeV. The data at  $0.9$  TeV analyzed in this paper provide a valuable reference point to progress in the understanding of UE and MPI.

UE properties are conveniently analyzed with reference to the direction of the particle or of the jet with largest  $p_T$ . This “leading” object is expected to reflect the direction of the parton produced with the highest transverse momentum in the hard interaction. Three distinct topological regions in the hadronic final state are thus defined by the azimuthal angle difference  $\Delta\phi$  between the directions, in the plane transverse to the beam, of the leading object and that of any charged hadron in the event. Hadron production in the “toward” region with  $|\Delta\phi| < 60^\circ$  and in the “away” region with  $|\Delta\phi| > 120^\circ$  is expected to be dominated by the hard parton-parton scattering and radiation. The UE structure can be best studied in the “transverse” region with  $60^\circ < |\Delta\phi| < 120^\circ$ .

UE dynamics is studied through the confrontation of models with the data. In this paper, MC predictions for charged particle production are compared after full detector simulation to the data, uncorrected for detector effects. The predictions for inelastic events are calculated using several tunes of the PYTHIA programme, version 6.420 [3, 8], which provide different descriptions of the non-diffractive component: D6T [9, 10], DW [10], Pro-Q20 [11], Perugia-0 (P0) [12], and CW, the last being adapted from the DW tune as described below. They differ, in particular, in the implementation of the regularization of the formal  $1/\hat{p}_T^4$  divergence of the leading order partonic scattering amplitude as the final state parton transverse momentum  $\hat{p}_T$  approaches 0. In PYTHIA this divergence is regularized through the replacement  $1/\hat{p}_T^4 \rightarrow 1/(\hat{p}_T^2 + \hat{p}_{T_0}^2)^2$ . The energy dependence of the cutoff transverse momentum  $\hat{p}_{T_0}$  is parameterized as  $\hat{p}_{T_0}(\sqrt{s}) = \hat{p}_{T_0}(\sqrt{s_0}) \cdot (\sqrt{s} / \sqrt{s_0})^\epsilon$ , where  $\sqrt{s_0}$  is the reference energy at which  $\hat{p}_{T_0}$  is determined and  $\epsilon$  is a parameter describing the energy dependence. CDF studies [4, 5] favour a value of  $\hat{p}_{T_0} = 2.0$  GeV/c for  $\sqrt{s_0} = 1.8$  TeV. Because a single value of  $\hat{p}_{T_0}$  is used to regularize both MPI and hard scattering, this parameter governs the description of the amount of MPI in the event. More MPI activity is predicted for smaller values of  $\hat{p}_{T_0}$ .

All tunes considered in this paper are consistent with the UE measurements by CDF. Tunes DW, P0, and Pro-Q20 use  $\epsilon = 0.25$ , in agreement with CDF data at  $\sqrt{s} = 630$  GeV and  $1.8$  TeV. Tune D6T uses the value  $\epsilon = 0.16$ , which is motivated by the energy dependence of charged particle multiplicities measured by the UA5 collaboration at the Sp $\bar{p}$ S collider [13]. For tune CW,  $\hat{p}_{T_0}$  is decreased to  $1.8$  GeV/c and  $\epsilon$  is increased to  $0.30$ , while the parameters controlling the relative

weighting of possible color connections in the matrix elements are changed back from the DW values to the PYTHIA defaults; these changes lead to a large increase of the simulated MPI activity at  $\sqrt{s} = 0.9$  TeV and to an increase of a few percent at the Tevatron with  $\sqrt{s} = 1.8$  TeV, while remaining consistent with the CDF results. The parton distribution functions used to describe the interacting protons are the CTEQ6LL set for D6T and the CTEQ5L set for the other tunes [14, 15]. Tunes P0 and Pro-Q20 use LEP results to describe hadron fragmentation at high  $z$ , where  $z$  denotes the fraction of the parton momentum carried by a final state particle. Tune P0 uses the new PYTHIA MPI model [16], which is interleaved with parton showering.

## 2 Detector Description and Event Selection

A detailed description of the CMS detector can be found in [17]; features most relevant for the present analysis are described in the following. A right-handed coordinate system is used with the origin at the nominal interaction point (IP). The  $x$  axis points to the centre of the LHC ring, the  $y$  axis is vertical and points upward, and the  $z$  axis is parallel to the anti-clockwise beam direction. The azimuthal angle  $\phi$  is measured with respect to the  $x$  axis in the  $xy$  plane and the polar angle  $\theta$  is defined with respect to the  $z$  axis.

The pixel and silicon strip tracker, immersed in the axial 3.8 T magnetic field provided by the 6 m diameter superconducting solenoid, measures charged particle trajectories in the pseudorapidity range  $|\eta| < 2.5$ , where  $\eta = -\ln(\tan(\theta/2))$ . The  $p_T$  resolution for 1 GeV/ $c$  charged particles is between 0.7% at  $\eta = 0$  and 2% at  $|\eta| = 2.5$  [17]. The modules composing the tracker system were aligned with cosmic ray data taken prior to LHC commissioning, with a precision of 3–4  $\mu\text{m}$  in the barrel region [18].

Three subsystems were involved in the trigger of the detector readout: the forward hadron calorimeter (HF), the Beam Scintillator Counters (BSC) [17, 19], and the Beam Pick-up Timing for eXperiments (BPTX) [17, 20]. The steel–quartz–fibre HF covers the region  $2.9 < |\eta| < 5.2$ . The two BSCs, each of which consists of a set of 16 scintillator tiles, are located along the beam line on each side of the IP at a distance of 10.86 m and are sensitive in the range  $3.23 < |\eta| < 4.65$ ; they provide information on hits and coincidence signals with an average detection efficiency of 96.3% for minimum ionizing particles and a time resolution of 3 ns, compared to a minimum inter-bunch spacing of 25 ns. The two BPTX devices, which are located around the beam pipe at a distance of 175 m from the IP, are designed to provide precise information on the structure and timing of the LHC beams, with a time resolution better than 0.2 ns. The data analyzed in this paper were selected by requiring a signal in both BSC counters, in coincidence with BPTX signals from both beams. During data taking, interaction rates were typically 11 Hz and the probability for multiple inelastic collisions to occur in the same proton bunch crossing was less than  $2 \times 10^{-4}$ .

The event selection requires one reconstructed primary vertex [21] with  $z$  coordinate within 15 cm of the centre of the beam collision region, of which the rms size is about 4 cm. Three or more tracks must be identified as originating at the vertex. Table 1 gives the numbers of events that pass these selection criteria. A study of data collected with non-colliding beams showed that beam-induced backgrounds are negligible.

Kinematic selections are based on the transverse momentum of the leading charged particle or of the leading track-jet, which must be reconstructed with pseudorapidity  $|\eta| < 2$ . The leading charged particle, or “leading track”, must be reconstructed in the tracking detector. The leading track-jet is defined using the SIScone algorithm [22] as implemented in the fastjet package [23] with a clustering radius  $R = \sqrt{(\Delta\phi)^2 + (\Delta\eta)^2} = 0.5$ . Only charged particles reconstructed

Table 1: Numbers of events in the data satisfying the selection criteria, and corresponding cumulative event fractions in the data and for the simulation based on PYTHIA with tune D6T. In the lower part of the table, the effects of various selection cuts applied to the leading object with  $|\eta| < 2$  are given, each fraction being given with respect to the previous cut.

Event selection	Data [nb. events]	Data [%]	MC [%]
triggered	255 122	100	100
+ 1 primary vertex	239 038	93.7	92.9
+ 15 cm vertex $z$ window	238 977	93.7	92.8
+ at least 3 tracks associated	230 611	90.4	88.7
leading track, $p_T > 0.5$ GeV/ $c$	216 215	93.8	93.2
$p_T > 1.0$ GeV/ $c$	131 421	60.8	55.0
$p_T > 2.0$ GeV/ $c$	28 210	21.5	19.5
leading track-jet, $p_T > 1.0$ GeV/ $c$	155 005	67.2	62.9
$p_T > 3.0$ GeV/ $c$	24 928	16.1	15.9

Table 2: Numbers of tracks in the selected event sample for successive track selection criteria, and corresponding fractions in the data and for the simulation based on PYTHIA with tune D6T. Each fraction is given with respect to the previous selection cut.

Track selection	Data [nb. tracks]	Data [%]	MC [%]
reconstruction algorithm	4 004 923	100	100
+ $p_T > 0.5$ GeV/ $c$	1 707 998	42.6	44.0
+ $ \eta  < 2.5$	1 689 910	98.9	98.7
+ $ \eta  < 2$	1 399 344	82.8	81.5
+ $d_{xy}/\sigma(d_{xy}) < 5$	1 235 193	88.3	88.8
+ $d_z/\sigma(d_z) < 5$	1 204 979	97.6	97.9
+ $\sigma(p_T)/p_T < 5\%$	1 168 530	97.0	96.9
Total	1 168 530	29.2	29.8

in the tracker, with  $p_T > 0.5$  GeV/ $c$  and  $|\eta| < 2.5$ , are used to define the track-jet. No further correction is applied to the track-jet  $p_T$ . The  $\eta$  range of the charged particles used to define the track-jet ( $|\eta| < 2.5$ ) is chosen to be wider than that used for the UE analysis ( $|\eta| < 2$ ) in order to avoid a kinematic bias. A simulation-based study of jets with  $p_T > 5$  GeV/ $c$  indicates that track-jets in CMS are found with high efficiency and good angular and energy resolutions [24]; this has been verified for softer jets in the present analysis. The results of selection cuts on the leading track and leading track-jet  $p_T$  are given in Table 1.

A detailed simulation of the CMS detector response was performed, based on the GEANT4 package [25] with event simulation using PYTHIA tune D6T. The position and shape of the beam interaction region were adjusted to agree with the data [21]. Simulated events were processed and reconstructed in the same manner as collision data, and the results of the simulation are also reported in Table 1.

Table 3: Systematic uncertainties on track selection and reconstruction (see description in text). The uncertainties, expressed in %, are quoted for characteristic values of variables used for UE studies in the transverse region. For the first two variables,  $p_T$  designates the minimal value of the track-jet  $p_T$ ; for the last three variables, events with a leading track-jet with  $p_T > 3 \text{ GeV}/c$  are selected.

	track sel.	tracker align.	tracker mater.	bg. cont.	trigger	dead ch.	beam spot	total
$d^2N_{\text{ch}}/d\eta d(\Delta\phi)$ ( $p_T = 3.5 \text{ GeV}/c$ )	0.3	0.3	1.0	0.8	0.6	0.1	0.5	1.8
$d^2\Sigma p_T/d\eta d(\Delta\phi)$ ( $p_T = 3.5 \text{ GeV}/c$ )	0.4	0.3	1.0	0.8	1.1	0.1	0.5	1.8
$dN_{\text{ev}}/dN_{\text{ch}}$ ( $N_{\text{ch}} = 4$ )	0.6	0.6	1.2	1.0	1.2	0.2	0.6	2.3
$dN_{\text{ev}}/d\Sigma p_T$ ( $\Sigma p_T = 4.5 \text{ GeV}/c$ )	0.5	0.2	0.6	0.5	1.2	0.2	0.4	1.6
$dN_{\text{ch}}/dp_T$ ( $p_T = 1 \text{ GeV}/c$ )	0.8	0.6	1.0	0.8	1.0	0.2	0.5	2.0

### 3 Track Selection and Systematic Uncertainties

A charged particle track is selected for the UE analysis if it originates from the primary vertex and is reconstructed in the pixel and silicon strip tracker with transverse momentum  $p_T > 0.5 \text{ GeV}/c$  and pseudorapidity  $|\eta| < 2$ . A high purity reconstruction algorithm (see Section 3 of [21]) is used, which keeps low levels of fake and poorly reconstructed tracks. To decrease contamination by secondary tracks from decays of long-lived particles and photon conversions, the distance of closest approach between track and primary vertex is required to be less than five times its estimated uncertainty, both in the transverse plane,  $d_{xy}/\sigma(d_{xy}) < 5$ , and along the  $z$  axis,  $d_z/\sigma(d_z) < 5$ . Poorly measured tracks are removed by requiring  $\sigma(p_T)/p_T < 5\%$ , where  $\sigma(p_T)$  is the uncertainty on the transverse momentum measurement. In the selected track sample with  $|\eta| < 2$ , these cuts result in a background level of 3%, 1% from  $K_S^0$  and  $\Lambda^0$  decay products and 2% from fake tracks.

The numbers of tracks accepted at the different selection steps and the corresponding fractions are given in Table 2, together with the fractions calculated using simulated data. Agreement is observed at the percent level between data and simulation, for all selection steps.

Several systematic uncertainties may affect the comparison of models with the data. The sources of these uncertainties include the implementation in the simulation of track selection criteria, tracker alignment and tracker material content, background contamination, trigger conditions, and run-to-run variations of tracker and beam conditions.

The uncertainty in the simulation of track selection has been evaluated by applying various sets of criteria and comparing their effects to the data and to simulated events.

The tracking performance depends on occupancy; because efficiencies and fake rates computed using different models are found to be consistent within statistical uncertainties, no systematic uncertainty due to occupancy variation is assigned. The effects of tracker misalignment are found to change the results by less than 1%. The description in the simulation of inactive tracker material has been found to be adequate within 5%; increasing the material densities by 5% in the simulation induces a change smaller than 1% in the tracking efficiency and has no significant effect on background rates.

The simulation has been found to underestimate  $K_S^0$  and  $\Lambda^0$  production as well as photon conversion rates. These discrepancies induce changes of less than 0.5% in the background contam-

ination. Increasing the combinatorial background by a conservative 30% leads to a combined 0.8% uncertainty due to background description.

The uncertainty related to the simulation of the BSC-based trigger is taken to be half of the difference between the distributions obtained with and without trigger simulation. This estimate of the trigger-related systematic uncertainty was verified by means of HF-triggered events for which the BSCs had not generated a trigger.

The number of inactive tracker channels changes from run to run; reproducing this effect in the simulation induces a change of less than 0.5% in the observed distributions. The beam collision region is not perfectly centred within the detector, and its position changes from run to run; simulating different beam spot positions, consistent with those observed in different runs, leads to a 0.5% uncertainty.

The systematic uncertainties are largely independent from one another, but they are correlated among data points in the experimental distributions. Table 3 gives the main uncertainties for selected events with a leading track-jet with  $p_T > 3 \text{ GeV}/c$ , for characteristic values of variables used for UE studies in the transverse region. Most uncertainties increase by typically 50% when the selection requires a leading track with  $p_T > 2 \text{ GeV}/c$ .

## 4 Results

Predictions from the various PYTHIA models, after full detector simulation, are compared to the data. The scale of an interaction at parton level is defined by the  $p_T$  value of the leading object, either a track or a track-jet with  $|\eta| < 2$ . As can be observed in Table 1, demanding a leading particle with  $p_T > 2 \text{ GeV}/c$  or a leading track-jet with  $p_T > 3 \text{ GeV}/c$  reduces the sample size by a similar factor of about 10.

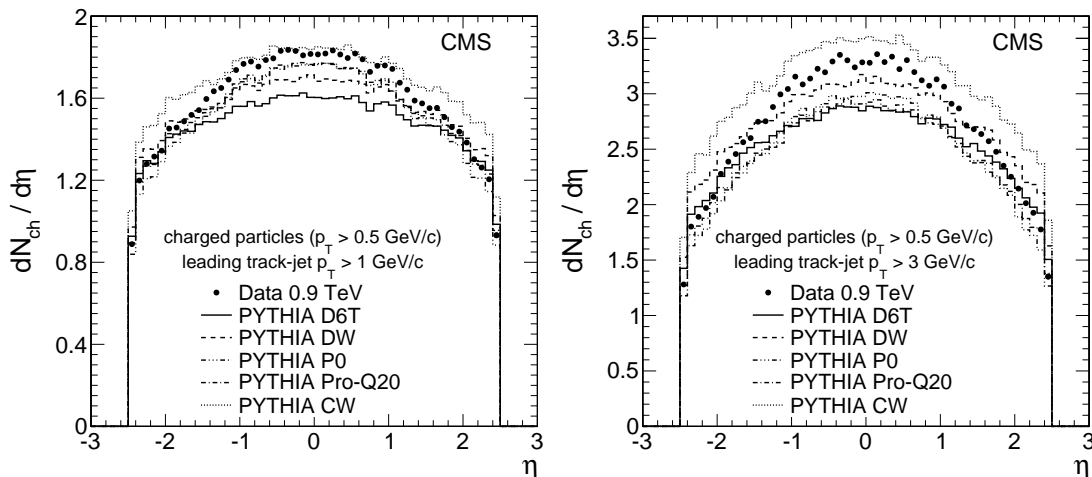


Figure 1: Average multiplicity, per unit of pseudorapidity, of charged particles with  $p_T > 0.5 \text{ GeV}/c$ , as a function of  $\eta$ . The leading track-jet is required to have  $|\eta| < 2$  and (left)  $p_T > 1 \text{ GeV}/c$ , or (right)  $p_T > 3 \text{ GeV}/c$  (note the different vertical scales). Predictions from several PYTHIA MC tunes, including full detector simulation, are compared to the data.

Figure 1 presents, as a function of  $\eta$ , the average multiplicity  $N_{\text{ch}}$  per unit of pseudorapidity of charged particles with  $p_T > 0.5 \text{ GeV}/c$ ; for this figure, the track selection is extended to  $|\eta| = 2.5$ . Distributions are shown for two choices of the minimal value required for the  $p_T$

of the leading track-jet. For a harder scale, the multiplicities are larger and charged particles with  $p_T > 0.5 \text{ GeV}/c$  are produced more centrally. The various PYTHIA tunes describe several features of the data: the overall normalization, the  $\eta$  dependence of particle production, and the effect of the leading track-jet  $p_T$  cut. However, no simulation describes perfectly all elements of the data, either in normalization or in shape. For both values of the minimal  $p_T$  of track-jets, the data show a significantly stronger  $\eta$  dependence than predicted by the PYTHIA tunes. Predictions of tune CW are too high in normalization, whereas those of tunes D6T, P0, and Pro-Q20 are generally too low, with DW being too low in the central region and too high at large  $|\eta|$  values. The shape description is slightly better with tunes P0 and Pro-Q20. Similar observations are made when the selection criteria are applied to the leading track  $p_T$ . The observed features can be due to shortcomings in the description of parton fragmentation and radiation (essentially the toward and away regions), in the description of the UE (visible in the transverse region), or in both.

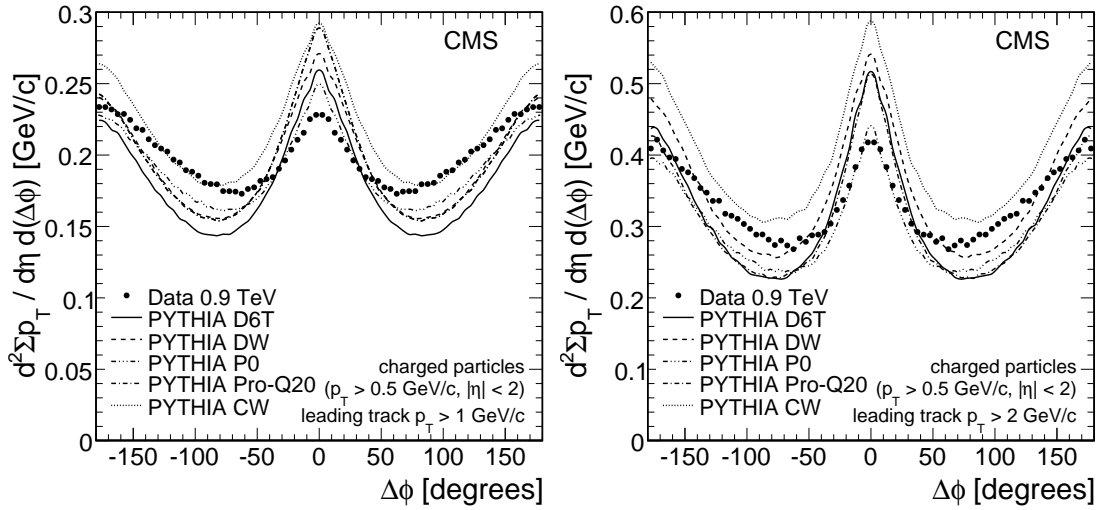


Figure 2: Average scalar sum of transverse momenta of charged particles with  $p_T > 0.5 \text{ GeV}/c$  and  $|\eta| < 2$ , per unit of pseudorapidity and per radian, plotted as a function of the azimuthal angle difference  $\Delta\phi$  relative to the leading track (the measurements have been symmetrized in  $\Delta\phi$ ). The leading track, which is excluded from the  $p_T$  sum, is required to have  $|\eta| < 2$  and (left)  $p_T > 1 \text{ GeV}/c$ , or (right)  $p_T > 2 \text{ GeV}/c$  (note the different vertical scales). Predictions from several PYTHIA MC tunes, including full detector simulation, are compared to the data.

The production of charged particles with  $p_T > 0.5 \text{ GeV}/c$  and  $|\eta| < 2$  in the different topological regions and the quality of the MC description can be examined through the distribution of the azimuthal separation  $\Delta\phi$  between the directions of the leading object and of any selected track. As an example, Fig. 2 presents the distribution of  $d^2\Sigma p_T / d\eta d(\Delta\phi)$ , where  $\Sigma p_T$  denotes the scalar sum of particle transverse momenta, excluding the leading track at  $\Delta\phi = 0$ . The events are selected with two different values of the leading track minimal  $p_T$ . The characteristic features of two-jet parton-parton production with underlying activity are observed. Although the leading track  $p_T$  is not included in the calculation, the average  $\Sigma p_T$  in the toward region,  $|\Delta\phi| < 60^\circ$ , shows substantial activity due to parton fragmentation and radiation. Charged hadron production is also significant around the opposite direction,  $|\Delta\phi| > 120^\circ$ ; this is attributed to the fragmentation of the second outgoing parton. In the transverse region with  $60^\circ < |\Delta\phi| < 120^\circ$ , hadron production is depleted but it is nonzero, a feature that is attributed mainly to MPI. Similar features of the event structure are observed for the average track multiplicity and for selections based on the leading track-jet  $p_T$ .



In the toward region, all PYTHIA tune predictions are significantly above the data, except for tune P0 with the scale  $p_T > 2 \text{ GeV}/c$ . The poor description by tune Pro-Q20 compared to that of P0 may appear surprising since both use LEP results on jet fragmentation. A difference between these tunes is that P0 incorporates newer MPI modeling and  $p_T$  ordered showering. Model descriptions are better for the away region, except for the CW and DW tunes, both of which are significantly above the data when the scale is large.

The transverse region is most relevant for understanding UE properties. Here, the best tunes are CW and DW. The predictions of the CW model are slightly too high, especially for the higher  $p_T$  scale, and those of DW slightly too low; predictions of the other tunes are even lower. In the following, studies of the UE using the transverse region will focus on the comparison with data of the predictions of the CW and DW tunes.

Figures 3 and 4 provide detailed information on the production of charged particles with  $p_T > 0.5 \text{ GeV}/c$  and  $|\eta| < 2$  in the transverse region with  $60^\circ < |\Delta\phi| < 120^\circ$ . Figure 3 presents the distributions of the average multiplicity,  $d^2N_{\text{ch}}/d\eta d(\Delta\phi)$ , and of the average scalar momentum sum,  $d^2\Sigma p_T/d\eta d(\Delta\phi)$ , as a function of the scale provided by the  $p_T$  of the leading track or of the leading track-jet. At low  $p_T$  of the leading object, the multiplicity and the scalar  $\Sigma p_T$  rise rapidly with  $p_T$ , which is attributed to MPI. This fast rise is followed by a slower increase for leading tracks with  $p_T \gtrsim 3 \text{ GeV}/c$  (left plots) or leading track-jets with  $p_T \gtrsim 4 \text{ GeV}/c$  (right plots), attributed to a saturation of MPI, plus additional radiation; as expected, a similar scale is provided by a lower  $p_T$  value for a leading track than for a leading track-jet. The behaviour of the data is reproduced by both the CW and DW tunes, as well as by the other PYTHIA tunes (not shown), with a better description by CW in the low  $p_T$  region.

The distributions of charged particle multiplicity, of scalar  $\Sigma p_T$ , and of particle  $p_T$  are presented in Fig. 4 for events selected with a leading track-jet with  $p_T > 3 \text{ GeV}/c$ . The CW and DW tunes bracket the data over most of the experimental range, and they describe the various dependences rather well. Similar behaviours are observed for selections based on the leading track  $p_T$ .

The information is summarized in Fig. 5, which presents the ratio of the MC predictions to the measurements, for the variables presented in Figs. 3 and 4. The shape of the steeply falling hadron  $p_T$  spectrum is well described by all tunes, in particular the P0 tune, which achieves good agreement in the high-momentum tail because of its hard  $p_T$  spectrum. The CW and DW tunes globally describe the measurement of hadron production in the transverse region best, both in normalization and in shape, with the CW predictions generally higher than the data and the DW predictions lower. A small dependence on the choice of the leading object is observed, with a preference for CW in the case of a leading track-jet and for DW in the case of a leading particle (not shown). The predictions of tune D6T are too low and generally the least consistent with the data. The predictions of tunes Pro-Q20 and P0 tend to lie between the predictions of tunes D6T and DW.

## 5 Summary and Conclusions

This paper describes a study of the production of hadrons with  $p_T > 0.5 \text{ GeV}/c$  and  $|\eta| < 2$  at the LHC, in proton-proton collisions at  $\sqrt{s} = 0.9 \text{ TeV}$ . Event selection required the presence of a hard scale, provided by the transverse momentum of the leading charged particle or of the leading track-jet. The minimal value of the scale was chosen in the range 1 to 3  $\text{GeV}/c$ . Particular attention has been devoted to the transverse region, defined by the difference in azimuthal angle between the leading object and charged particle directions,  $60^\circ < |\Delta\phi| < 120^\circ$ ,

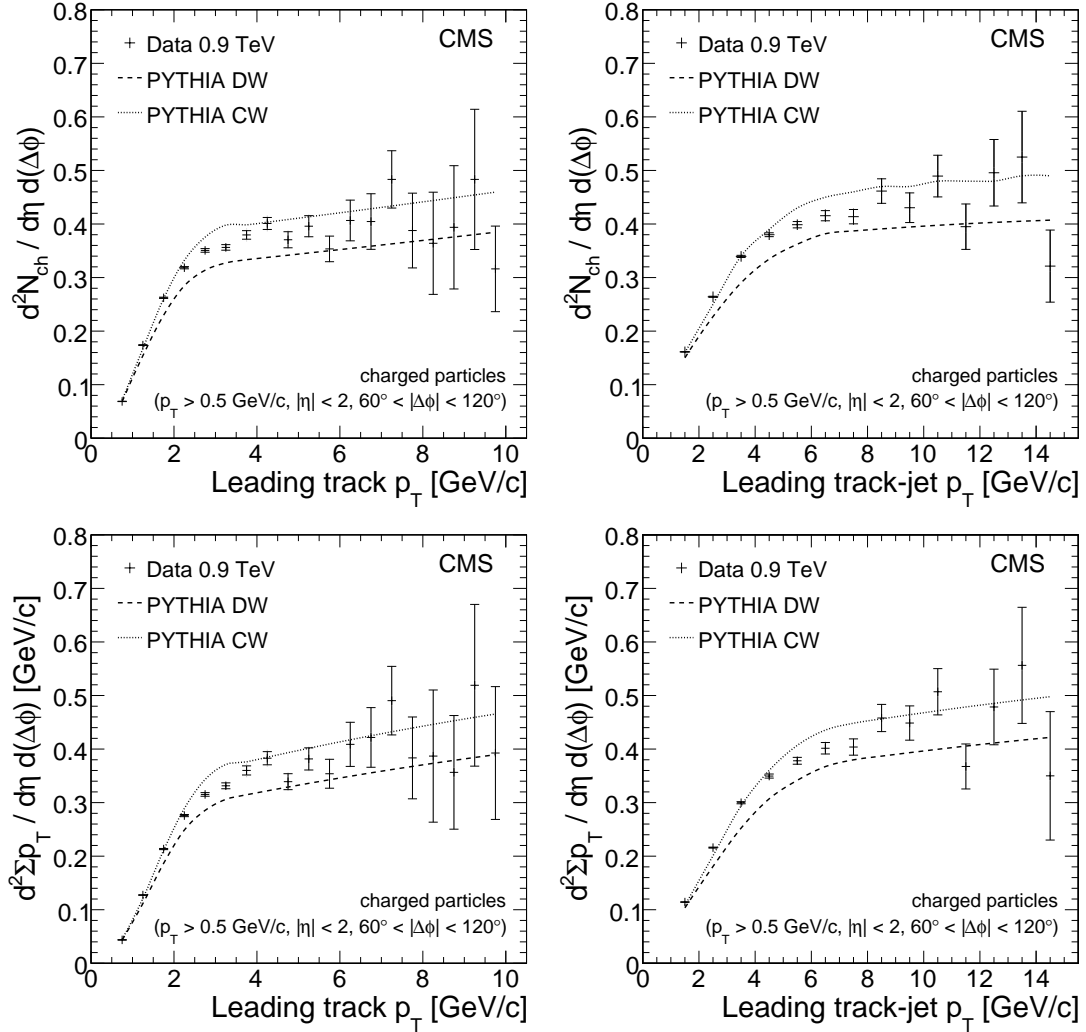


Figure 3: For charged particles with  $p_T > 0.5$  GeV/c and  $|\eta| < 2$  in the transverse region,  $60^\circ < |\Delta\phi| < 120^\circ$ : (upper plots) average multiplicity, and (lower plots) average scalar  $\Sigma p_T$ , per unit of pseudorapidity and per radian, as a function of (left plots) the  $p_T$  of the leading track, and (right plots) the  $p_T$  of the leading track-jet. The inner error bars indicate the statistical uncertainty and the outer error bars the total experimental uncertainty (statistical and systematic uncertainties added in quadrature); statistical errors dominate. Predictions of the DW and CW PYTHIA MC tunes, including full detector simulation, are compared to the data.

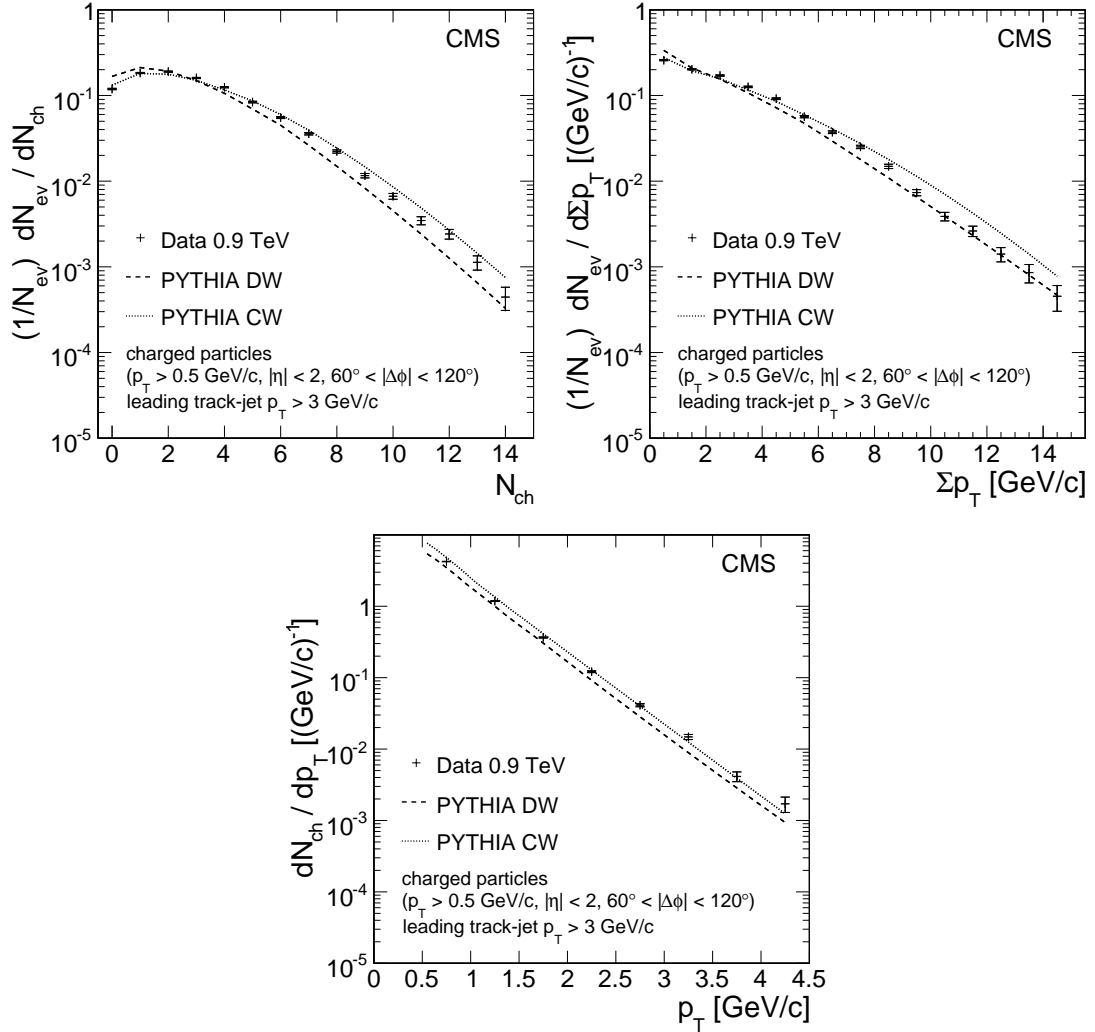


Figure 4: For charged particles with  $p_T > 0.5 \text{ GeV}/c$  and  $|\eta| < 2$  in the transverse region,  $60^\circ < |\Delta\phi| < 120^\circ$ : (upper left) normalized multiplicity distribution; (upper right) normalized scalar  $\Sigma p_T$  distribution; (bottom)  $p_T$  spectrum. The leading track-jet is required to have  $|\eta| < 2$  and  $p_T > 3 \text{ GeV}/c$ . The inner error bars indicate the statistical uncertainty and the outer error bars the total experimental uncertainty (statistical and systematic uncertainties added in quadrature); statistical errors dominate. Predictions of the DW and CW PYTHIA MC tunes, including full detector simulation, are compared to the data.

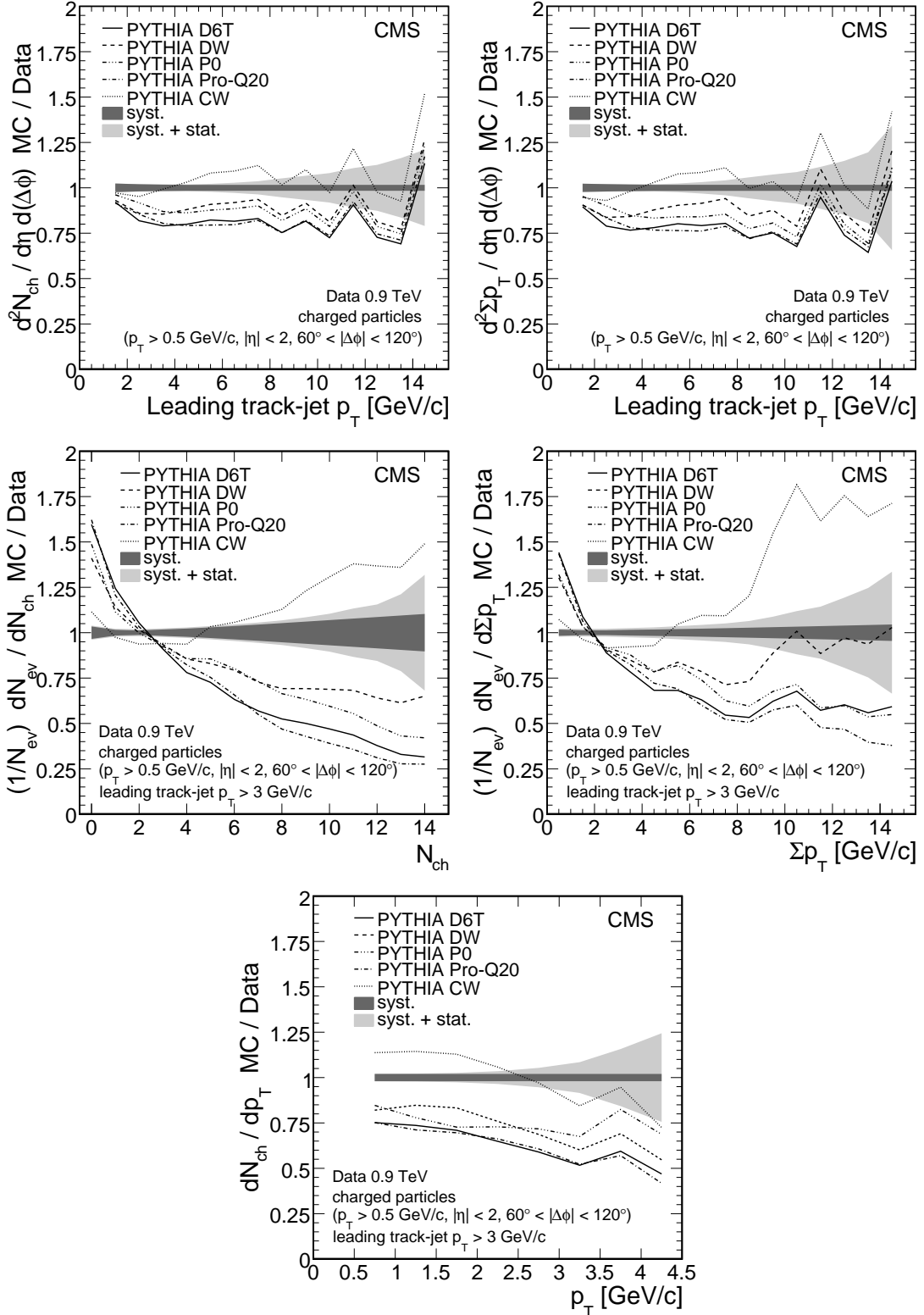


Figure 5: Ratios of various MC predictions, including full detector simulation, to the measurements of hadrons with  $p_T > 0.5 \text{ GeV}/c$  and  $|\eta| < 2$  in the transverse region,  $60^\circ < |\Delta\phi| < 120^\circ$ : (from top left to bottom) average multiplicity of charged particles, as a function of the leading track-jet  $p_T$  (cf. Fig. 3, upper right); average scalar  $\sum p_T$ , as a function of the leading track-jet  $p_T$  (cf. Fig. 3, lower right); distribution of the charged particle multiplicity (cf. Fig. 4, upper left); distribution of the scalar  $\sum p_T$  (cf. Fig. 4, upper right);  $p_T$  spectrum (cf. Fig. 4, bottom). The inner bands correspond to the systematic uncertainties and the outer bands to the total experimental uncertainty (systematic and statistical uncertainties added in quadrature).

which is most appropriate for the study of the underlying event.

The predictions of several PYTHIA MC models, after full detector simulation, have been compared to the data. The models are all consistent with data taken at the Tevatron at  $\sqrt{s} = 1.8$  TeV, but they differ in the implementation of radiation, fragmentation, and multiple parton interactions. They describe general features of the data. In the transverse region most tunes predict too little hadronic activity. An important parameter of simulation tuning in the PYTHIA framework is the centre-of-mass energy dependence of the low  $\hat{p}_{T_0}$  cutoff aimed at regularizing singularities in hard scattering and MPI. The present data favour an energy dependence of this parameter along the lines of PYTHIA tune DW ( $\epsilon = 0.25$ ) or even stronger ( $\epsilon = 0.30$ , as in tune CW). Lower values of  $\epsilon$ , as in tune D6T ( $\epsilon = 0.16$ ), are disfavoured.

The present measurements, together with results from Sp $\bar{p}$ S, Tevatron, and RHIC, as well as future LHC results at  $\sqrt{s} = 7$  and 14 TeV, are expected to help in understanding better the properties of the underlying event and of multiple parton interactions in hadron-hadron scattering at high energy. This is essential for precision measurements of Standard Model processes and for the search for new physics at the LHC.

## Acknowledgments

We wish to congratulate our colleagues in the CERN accelerator departments for the excellent performance of the LHC machine. We thank the technical and administrative staff at CERN and other CMS institutes for their devoted efforts during the design, construction and operation of CMS. The cost of the detectors, computing infrastructure, data acquisition and all other systems without which CMS would not be able to operate was supported by the financing agencies involved in the experiment. We are particularly indebted to: the Austrian Federal Ministry of Science and Research; the Belgium Fonds de la Recherche Scientifique, and Fonds voor Wetenschappelijk Onderzoek; the Brazilian Funding Agencies (CNPq, CAPES, FAPERJ, and FAPESP); the Bulgarian Ministry of Education and Science; CERN; the Chinese Academy of Sciences, Ministry of Science and Technology, and National Natural Science Foundation of China; the Colombian Funding Agency (COLCIENCIAS); the Croatian Ministry of Science, Education and Sport; the Research Promotion Foundation, Cyprus; the Estonian Academy of Sciences and NICPB; the Academy of Finland, Finnish Ministry of Education, and Helsinki Institute of Physics; the Institut National de Physique Nucléaire et de Physique des Particules / CNRS, and Commissariat à l'Énergie Atomique, France; the Bundesministerium für Bildung und Forschung, Deutsche Forschungsgemeinschaft, and Helmholtz-Gemeinschaft Deutscher Forschungszentren, Germany; the General Secretariat for Research and Technology, Greece; the National Scientific Research Foundation, and National Office for Research and Technology, Hungary; the Department of Atomic Energy, and Department of Science and Technology, India; the Institute for Studies in Theoretical Physics and Mathematics, Iran; the Science Foundation, Ireland; the Istituto Nazionale di Fisica Nucleare, Italy; the Korean Ministry of Education, Science and Technology and the World Class University program of NRF, Korea; the Lithuanian Academy of Sciences; the Mexican Funding Agencies (CINVESTAV, CONACYT, SEP, and UASLP-FAI); the Pakistan Atomic Energy Commission; the State Commission for Scientific Research, Poland; the Fundação para a Ciência e a Tecnologia, Portugal; JINR (Armenia, Belarus, Georgia, Ukraine, Uzbekistan); the Ministry of Science and Technologies of the Russian Federation, and Russian Ministry of Atomic Energy; the Ministry of Science and Technological Development of Serbia; the Ministerio de Ciencia e Innovacion, and Programa Consolider-Ingenio 2010, Spain; the Swiss Funding Agencies (ETH Board, ETH Zurich, PSI, SNF, UniZH, Canton Zurich, and SER); the National Science Council, Taipei; the Scientific and Technical Re-

search Council of Turkey, and Turkish Atomic Energy Authority; the Science and Technology Facilities Council, UK; the US Department of Energy, and the US National Science Foundation. Individuals have received support from the Marie-Curie IEF program (European Union); the Leventis Foundation; the A. P. Sloan Foundation; the Alexander von Humboldt Foundation; and the Associazione per lo Sviluppo Scientifico e Tecnologico del Piemonte (Italy).

## References

- [1] L. Evans and P. Bryant, (eds.), “LHC Machine”, *JINST* **3** (2008) S08001.  
doi:10.1088/1748-0221/3/08/S08001.
- [2] UA5 Collaboration, “Scaling of pseudorapidity distributions at c.m. energies up to 0.9 TeV”, *Z. Phys.* **C33** (1986) 1. doi:10.1007/BF01410446.
- [3] T. Sjostrand and M. van Zijl, “Multiple parton-parton interactions in an impact parameter picture”, *Phys. Lett.* **B188** (1987) 149.  
doi:10.1016/0370-2693(87)90722-2.
- [4] CDF Collaboration, “Charged jet evolution and the underlying event in  $p\bar{p}$  collisions at 1.8 TeV”, *Phys. Rev.* **D65** (2002) 092002. doi:10.1103/PhysRevD.65.092002.
- [5] CDF Collaboration, “The underlying event in hard interactions at the Tevatron  $p\bar{p}$  collider”, *Phys. Rev.* **D70** (2004) 072002, arXiv:hep-ex/0404004.  
doi:10.1103/PhysRevD.70.072002.
- [6] CDF Collaboration, “Studying the underlying event in Drell-Yan and high transverse momentum jet production at the Tevatron”, arXiv:1003.3146.
- [7] R. Bernhard et al., “Proceedings of the First International Workshop on Multiple Partonic Interactions at the LHC MPI’08, October 27-31, 2008”, arXiv:1003.4220.
- [8] T. Sjostrand, S. Mrenna, and P. Z. Skands, “PYTHIA 6.4 Physics and Manual”, *JHEP* **05** (2006) 026, arXiv:hep-ph/0603175. doi:10.1088/1126-6708/2006/05/026.
- [9] R. Field, “Physics at the Tevatron”, *Acta Phys. Polon.* **B39** (2008) 2611.
- [10] R. Field, “Studying the underlying event at CDF and the LHC”, arXiv:1003.4220.
- [11] A. Buckley, H. Hoeth, H. Lacker et al., “Systematic event generator tuning for the LHC”, *Eur. Phys. J.* **C65** (2010) 331, arXiv:0907.2973.  
doi:10.1140/epjc/s10052-009-1196-7.
- [12] P. Z. Skands, “The Perugia tunes”, arXiv:0905.3418.
- [13] A. Moraes, C. Buttar, and I. Dawson, “Prediction for minimum bias and the underlying event at LHC energies”, *Eur. Phys. J.* **C50** (2007) 435.  
doi:10.1140/epjc/s10052-007-0239-1.
- [14] H. L. Lai et al., “Global QCD analysis of parton structure of the nucleon: CTEQ5 parton distributions”, *Eur. Phys. J.* **C12** (2000) 375, arXiv:hep-ph/9903282.  
doi:10.1007/s100529900196.
- [15] J. Pumplin et al., “New generation of parton distributions with uncertainties from global QCD analysis”, *JHEP* **07** (2002) 012, arXiv:hep-ph/0201195.  
doi:10.1088/1126-6708/2002/07/012.
- [16] P. Z. Skands and D. Wicke, “Non-perturbative QCD effects and the top mass at the Tevatron”, *Eur. Phys. J.* **C52** (2007) 133, arXiv:hep-ph/0703081.  
doi:10.1140/epjc/s10052-007-0352-1.
- [17] CMS Collaboration, “The CMS experiment at the CERN LHC”, *JINST* **3** (2008) S08004.  
doi:10.1088/1748-0221/3/08/S08004.

- [18] CMS Collaboration, “Alignment of the CMS silicon tracker during commissioning with cosmic rays”, *JINST* **5** (2010) T03009, arXiv:0910.2505.  
doi:10.1088/1748-0221/5/03/T03009.
- [19] A. J. Bell, “The design and construction of the beam scintillation counter for CMS”, 2008. CERN-THESIS-2009-062.
- [20] T. Aumeyr, “Beam phase and intensity monitoring for the Compact Muon Solenoid experiment”, Master’s thesis, Vienna University of Technology, Vienna, Austria, 2008.
- [21] CMS Collaboration, “Tracking and vertexing results from first collisions”, *CMS Physics Analysis Summary CMS-PAS-TRK-10-001* (2010).
- [22] G. P. Salam and G. Soyez, “A practical Seedless Infrared-Safe Cone jet algorithm”, *JHEP* **05** (2007) 086, arXiv:0704.0292. doi:10.1088/1126-6708/2007/05/086.
- [23] M. Cacciari and G. P. Salam, “Dispelling the  $N^3$  myth for the  $k_t$  jet-finder”, *Phys. Lett.* **B641** (2006) 57, arXiv:hep-ph/0512210.  
doi:10.1016/j.physletb.2006.08.037.
- [24] CMS Collaboration, “Performance of jet reconstruction with charged tracks only”, *CMS Physics Analysis Summary CMS-PAS-JME-08-001* (2008).
- [25] GEANT4 Collaboration, “GEANT4: A simulation toolkit”, *Nucl. Instrum. Meth.* **A506** (2003) 250. doi:10.1016/S0168-9002(03)01368-8.



## **A The CMS Collaboration**

### **Yerevan Physics Institute, Yerevan, Armenia**

V. Khachatryan, A.M. Sirunyan, A. Tumasyan

### **Institut für Hochenergiephysik der OeAW, Wien, Austria**

W. Adam, T. Bergauer, M. Dragicevic, J. Erö, C. Fabjan, M. Friedl, R. Frühwirth, V.M. Ghete, J. Hammer<sup>1</sup>, S. Häsnel, M. Hoch, N. Hörmann, J. Hrubec, M. Jeitler, G. Kasieczka, W. Kiesenhofer, M. Krammer, D. Liko, I. Mikulec, M. Pernicka, H. Rohringer, R. Schöfbeck, J. Strauss, A. Taurok, F. Teischinger, W. Waltenberger, G. Walzel, E. Widl, C.-E. Wulz

### **National Centre for Particle and High Energy Physics, Minsk, Belarus**

V. Mossolov, N. Shumeiko, J. Suarez Gonzalez

### **Universiteit Antwerpen, Antwerpen, Belgium**

L. Benucci, L. Ceard, E.A. De Wolf, M. Hashemi, X. Janssen, T. Maes, L. Mucibello, S. Ochesanu, B. Roland, R. Rougny, M. Selvaggi, H. Van Haevermaet, P. Van Mechelen, N. Van Remortel

### **Vrije Universiteit Brussel, Brussel, Belgium**

V. Adler, S. Beauceron, S. Blyweert, J. D'Hondt, O. Devroede, A. Kalogeropoulos, J. Maes, M. Maes, S. Tavernier, W. Van Doninck, P. Van Mulders, I. Villella

### **Université Libre de Bruxelles, Bruxelles, Belgium**

E.C. Chabert, O. Charaf, B. Clerbaux, G. De Lentdecker, V. Dero, A.P.R. Gay, G.H. Hammad, P.E. Marage, C. Vander Velde, P. Vanlaer, J. Wickens

### **Ghent University, Ghent, Belgium**

S. Costantini, M. Grunewald, B. Klein, A. Marinov, D. Ryckbosch, F. Thyssen, M. Tytgat, L. Vanelderen, P. Verwilligen, S. Walsh, N. Zaganidis

### **Université Catholique de Louvain, Louvain-la-Neuve, Belgium**

S. Basegmez, G. Bruno, J. Caudron, J. De Favereau De Jeneret, C. Delaere, P. Demin, D. Favart, A. Giammanco, G. Grégoire, J. Hollar, V. Lemaitre, O. Militaru, S. Oryn, D. Pagano, A. Pin, K. Piotrkowski<sup>1</sup>, L. Quertenmont, N. Schul

### **Université de Mons, Mons, Belgium**

N. Bely, T. Caebergs, E. Daubie

### **Centro Brasileiro de Pesquisas Físicas, Rio de Janeiro, Brazil**

G.A. Alves, M. Carneiro, M.E. Pol, M.H.G. Souza

### **Universidade do Estado do Rio de Janeiro, Rio de Janeiro, Brazil**

W. Carvalho, E.M. Da Costa, D. De Jesus Damiao, C. De Oliveira Martins, S. Fonseca De Souza, L. Mundim, H. Nogima, V. Oguri, A. Santoro, S.M. Silva Do Amaral, A. Sznajder, F. Torres Da Silva De Araujo

### **Instituto de Física Teórica, Universidade Estadual Paulista, Sao Paulo, Brazil**

F.A. Dias, M.A.F. Dias, T.R. Fernandez Perez Tomei, E. M. Gregores<sup>2</sup>, F. Marinho, S.F. Novaes, Sandra S. Padula

### **Institute for Nuclear Research and Nuclear Energy, Sofia, Bulgaria**

N. Darmenov<sup>1</sup>, L. Dimitrov, V. Genchev<sup>1</sup>, P. Iaydjiev<sup>1</sup>, S. Piperov, S. Stoykova, G. Sultanov, R. Trayanov, I. Vankov

**University of Sofia, Sofia, Bulgaria**

M. Dyulendarova, R. Hadjiiska, V. Kozhuharov, L. Litov, E. Marinova, M. Mateev, B. Pavlov, P. Petkov

**Institute of High Energy Physics, Beijing, China**

J.G. Bian, G.M. Chen, H.S. Chen, C.H. Jiang, D. Liang, S. Liang, J. Wang, J. Wang, X. Wang, Z. Wang, M. Yang, J. Zang, Z. Zhang

**State Key Lab. of Nucl. Phys. and Tech., Peking University, Beijing, China**

Y. Ban, S. Guo, Z. Hu, Y. Mao, S.J. Qian, H. Teng, B. Zhu

**Universidad de Los Andes, Bogota, Colombia**

A. Cabrera, C.A. Carrillo Montoya, B. Gomez Moreno, A.A. Ocampo Rios, A.F. Osorio Oliveros, J.C. Sanabria

**Technical University of Split, Split, Croatia**

N. Godinovic, D. Lelas, K. Lelas, R. Plestina<sup>3</sup>, D. Polic, I. Puljak

**University of Split, Split, Croatia**

Z. Antunovic, M. Dzelalija

**Institute Rudjer Boskovic, Zagreb, Croatia**

V. Brigljevic, S. Duric, K. Kadija, S. Morovic

**University of Cyprus, Nicosia, Cyprus**

A. Attikis, R. Fereos, M. Galanti, J. Mousa, C. Nicolaou, F. Ptochos, P.A. Razis, H. Rykaczewski

**Academy of Scientific Research and Technology of the Arab Republic of Egypt, Egyptian Network of High Energy Physics, Cairo, Egypt**

M.A. Mahmoud<sup>4</sup>

**National Institute of Chemical Physics and Biophysics, Tallinn, Estonia**

A. Hektor, M. Kadastik, K. Kannike, M. Müntel, M. Raidal, L. Rebane

**Department of Physics, University of Helsinki, Helsinki, Finland**

V. Azzolini, P. Eerola

**Helsinki Institute of Physics, Helsinki, Finland**

S. Czellar, J. Härkönen, A. Heikkinen, V. Karimäki, R. Kinnunen, J. Klem, M.J. Kortelainen, T. Lampén, K. Lassila-Perini, S. Lehti, T. Lindén, P. Luukka, T. Mäenpää, E. Tuominen, J. Tuominiemi, E. Tuovinen, D. Ungaro, L. Wendland

**Lappeenranta University of Technology, Lappeenranta, Finland**

K. Banzuzi, A. Korpela, T. Tuuva

**Laboratoire d'Annecy-le-Vieux de Physique des Particules, IN2P3-CNRS, Annecy-le-Vieux, France**

D. Sillou

**DSM/IRFU, CEA/Saclay, Gif-sur-Yvette, France**

M. Besancon, M. Dejardin, D. Denegri, J. Descamps, B. Fabbro, J.L. Faure, F. Ferri, S. Ganjour, F.X. Gentit, A. Givernaud, P. Gras, G. Hamel de Monchenault, P. Jarry, E. Locci, J. Malcles, M. Marionneau, L. Millischer, J. Rander, A. Rosowsky, D. Rousseau, M. Titov, P. Verrecchia

**Laboratoire Leprince-Ringuet, Ecole Polytechnique, IN2P3-CNRS, Palaiseau, France**

S. Baffioni, L. Bianchini, M. Blu<sup>5</sup>, C. Broutin, P. Busson, C. Charlot, L. Dobrzynski, S. Elgammal,

R. Granier de Cassagnac, M. Haguenaer, A. Kalinowski, P. Miné, P. Paganini, D. Sabes, Y. Sirois, C. Thiebaut, A. Zabi

**Institut Pluridisciplinaire Hubert Curien, Université de Strasbourg, Université de Haute Alsace Mulhouse, CNRS/IN2P3, Strasbourg, France**

J.-L. Agram<sup>6</sup>, A. Besson, D. Bloch, D. Bodin, J.-M. Brom, M. Cardaci, E. Conte<sup>6</sup>, F. Drouhin<sup>6</sup>, C. Ferro, J.-C. Fontaine<sup>6</sup>, D. Gelé, U. Goerlach, S. Greder, P. Juillot, M. Karim<sup>6</sup>, A.-C. Le Bihan, Y. Mikami, J. Speck, P. Van Hove

**Centre de Calcul de l'Institut National de Physique Nucleaire et de Physique des Particules (IN2P3), Villeurbanne, France**

F. Fassi, D. Mercier

**Université de Lyon, Université Claude Bernard Lyon 1, CNRS-IN2P3, Institut de Physique Nucléaire de Lyon, Villeurbanne, France**

C. Baty, N. Beaupere, M. Bedjidian, O. Bondu, G. Boudoul, D. Boumediene, H. Brun, N. Chanon, R. Chierici, D. Contardo, P. Depasse, H. El Mamouni, J. Fay, S. Gascon, B. Ille, T. Kurca, T. Le Grand, M. Lethuillier, L. Mirabito, S. Perries, V. Sordini, S. Tosi, Y. Tschudi, P. Verdier, H. Xiao

**E. Andronikashvili Institute of Physics, Academy of Science, Tbilisi, Georgia**

V. Roinishvili

**RWTH Aachen University, I. Physikalisches Institut, Aachen, Germany**

G. Anagnostou, M. Edelhoff, L. Feld, N. Heracleous, O. Hindrichs, R. Jussen, K. Klein, J. Merz, N. Mohr, A. Ostapchuk, A. Perieanu, F. Raupach, J. Sammet, S. Schael, D. Sprenger, H. Weber, M. Weber, B. Wittmer

**RWTH Aachen University, III. Physikalisches Institut A, Aachen, Germany**

O. Actis, M. Ata, W. Bender, P. Biallass, M. Erdmann, J. Frangenheim, T. Hebbeker, A. Hinzmann, K. Hoepfner, C. Hof, M. Kirsch, T. Klimkovich, P. Kreuzer<sup>1</sup>, D. Lanske<sup>†</sup>, C. Magass, M. Merschmeyer, A. Meyer, P. Papacz, H. Pieta, H. Reithler, S.A. Schmitz, L. Sonnenschein, M. Sowa, J. Steggemann, D. Teyssier, C. Zeidler

**RWTH Aachen University, III. Physikalisches Institut B, Aachen, Germany**

M. Bontenackels, M. Davids, M. Duda, G. Flügge, H. Geenen, M. Giffels, W. Haj Ahmad, D. Heydhausen, T. Kress, Y. Kuessel, A. Linn, A. Nowack, L. Perchalla, O. Pooth, P. Sauerland, A. Stahl, M. Thomas, D. Tornier, M.H. Zoeller

**Deutsches Elektronen-Synchrotron, Hamburg, Germany**

M. Aldaya Martin, W. Behrenhoff, U. Behrens, M. Bergholz, K. Borrás, A. Campbell, E. Castro, D. Dammann, G. Eckerlin, A. Flossdorf, G. Flucke, A. Geiser, J. Hauk, H. Jung, M. Kasemann, I. Katkov, C. Kleinwort, H. Kluge, A. Knutsson, E. Kuznetsova, W. Lange, W. Lohmann, R. Mankel, M. Marienfeld, I.-A. Melzer-Pellmann, A.B. Meyer, J. Mnich, A. Mussgiller, J. Olzem, A. Parenti, A. Raspereza, R. Schmidt, T. Schoerner-Sadenius, N. Sen, M. Stein, J. Tomaszewska, D. Volyanskyy, C. Wissing

**University of Hamburg, Hamburg, Germany**

C. Autermann, J. Draeger, D. Eckstein, H. Enderle, U. Gebbert, K. Kaschube, G. Kaussen, R. Klanner, B. Mura, S. Naumann-Emme, F. Nowak, C. Sander, H. Schettler, P. Schleper, M. Schröder, T. Schum, J. Schwandt, A.K. Srivastava, H. Stadie, G. Steinbrück, J. Thomsen, R. Wolf

**Institut für Experimentelle Kernphysik, Karlsruhe, Germany**

J. Bauer, V. Buege, A. Cakir, T. Chwalek, D. Daeuwel, W. De Boer, A. Dierlamm, G. Dirkes, M. Feindt, J. Gruschke, C. Hackstein, F. Hartmann, M. Heinrich, H. Held, K.H. Hoffmann, S. Honc, T. Kuhr, D. Martschei, S. Mueller, Th. Müller, M. Niegel, O. Oberst, A. Oehler, J. Ott, T. Peiffer, D. Piparo, G. Quast, K. Rabbertz, F. Ratnikov, M. Renz, A. Sabellek, C. Saout, A. Scheurer, P. Schieferdecker, F.-P. Schilling, G. Schott, H.J. Simonis, F.M. Stober, D. Troendle, J. Wagner-Kuhr, M. Zeise, V. Zhukov<sup>7</sup>, E.B. Ziebarth

**Institute of Nuclear Physics "Demokritos", Aghia Paraskevi, Greece**

G. Daskalakis, T. Gerasis, A. Kyriakis, D. Loukas, I. Manolakos, A. Markou, C. Markou, C. Mavrommatis, E. Petrakou

**University of Athens, Athens, Greece**

L. Gouskos, P. Katsas, A. Panagiotou<sup>1</sup>

**University of Ioánnina, Ioánnina, Greece**

I. Evangelou, P. Kokkas, N. Manthos, I. Papadopoulos, V. Patras, F.A. Triantis

**KFKI Research Institute for Particle and Nuclear Physics, Budapest, Hungary**

A. Aranyi, G. Bencze, L. Boldizsar, G. Debreczeni, C. Hajdu<sup>1</sup>, D. Horvath<sup>8</sup>, A. Kapusi, K. Krajczar<sup>9</sup>, A. Laszlo, F. Sikler, G. Vesztergombi<sup>9</sup>

**Institute of Nuclear Research ATOMKI, Debrecen, Hungary**

N. Beni, J. Molnar, J. Palinkas, Z. Szillasi<sup>1</sup>, V. Veszpremi

**University of Debrecen, Debrecen, Hungary**

P. Raics, Z.L. Trocsanyi, B. Ujvari

**Panjab University, Chandigarh, India**

S. Bansal, S.B. Beri, V. Bhatnagar, M. Jindal, M. Kaur, J.M. Kohli, M.Z. Mehta, N. Nishu, L.K. Saini, A. Sharma, R. Sharma, A.P. Singh, J.B. Singh, S.P. Singh

**University of Delhi, Delhi, India**

S. Ahuja, S. Bhattacharya, S. Chauhan, B.C. Choudhary, P. Gupta, S. Jain, S. Jain, A. Kumar, K. Ranjan, R.K. Shivpuri

**Bhabha Atomic Research Centre, Mumbai, India**

R.K. Choudhury, D. Dutta, S. Kailas, S.K. Kataria, A.K. Mohanty, L.M. Pant, P. Shukla, P. Suggisetti

**Tata Institute of Fundamental Research - EHEP, Mumbai, India**

T. Aziz, M. Guchait<sup>10</sup>, A. Gurtu, M. Maity<sup>11</sup>, D. Majumder, G. Majumder, K. Mazumdar, G.B. Mohanty, A. Saha, K. Sudhakar, N. Wickramage

**Tata Institute of Fundamental Research - HECR, Mumbai, India**

S. Banerjee, S. Dugad, N.K. Mondal

**Institute for Studies in Theoretical Physics & Mathematics (IPM), Tehran, Iran**

H. Arfaei, H. Bakhshiansohi, A. Fahim, A. Jafari, M. Mohammadi Najafabadi, S. Paktinat Mehdiabadi, B. Safarzadeh, M. Zeinali

**INFN Sezione di Bari <sup>a</sup>, Università di Bari <sup>b</sup>, Politecnico di Bari <sup>c</sup>, Bari, Italy**

M. Abbrescia<sup>a,b</sup>, L. Barbone<sup>a</sup>, A. Colaleo<sup>a</sup>, D. Creanza<sup>a,c</sup>, N. De Filippis<sup>a</sup>, M. De Palma<sup>a,b</sup>, A. Dimitrov<sup>a</sup>, F. Fedele<sup>a</sup>, L. Fiore<sup>a</sup>, G. Iaselli<sup>a,c</sup>, L. Lusito<sup>a,b,1</sup>, G. Maggi<sup>a,c</sup>, M. Maggi<sup>a</sup>, N. Manna<sup>a,b</sup>, B. Marangelli<sup>a,b</sup>, S. My<sup>a,c</sup>, S. Nuzzo<sup>a,b</sup>, G.A. Pierro<sup>a</sup>, A. Pompili<sup>a,b</sup>, G. Pugliese<sup>a,c</sup>, F. Romano<sup>a,c</sup>, G. Roselli<sup>a,b</sup>, G. Selvaggi<sup>a,b</sup>, L. Silvestris<sup>a</sup>, R. Trentadue<sup>a</sup>, S. Tupputi<sup>a,b</sup>, G. Zito<sup>a</sup>

**INFN Sezione di Bologna <sup>a</sup>, Università di Bologna <sup>b</sup>, Bologna, Italy**

G. Abbiendi<sup>a</sup>, A.C. Benvenuti<sup>a</sup>, D. Bonacorsi<sup>a</sup>, S. Braibant-Giacomelli<sup>a,b</sup>, P. Capiluppi<sup>a,b</sup>, A. Castro<sup>a,b</sup>, F.R. Cavallo<sup>a</sup>, G. Codispoti<sup>a,b</sup>, M. Cuffiani<sup>a,b</sup>, G.M. Dallavalle<sup>a,1</sup>, F. Fabbri<sup>a</sup>, A. Fanfani<sup>a,b</sup>, D. Fasanella<sup>a</sup>, P. Giacomelli<sup>a</sup>, M. Giunta<sup>a,1</sup>, S. Marcellini<sup>a</sup>, G. Masetti<sup>a,b</sup>, A. Montanari<sup>a</sup>, F.L. Navarria<sup>a,b</sup>, F. Odorici<sup>a</sup>, A. Perrotta<sup>a</sup>, T. Rovelli<sup>a,b</sup>, G. Siroli<sup>a,b</sup>, R. Travaglini<sup>a,b</sup>

**INFN Sezione di Catania <sup>a</sup>, Università di Catania <sup>b</sup>, Catania, Italy**

S. Albergo<sup>a,b</sup>, G. Cappello<sup>a,b</sup>, M. Chiorboli<sup>a,b</sup>, S. Costa<sup>a,b</sup>, A. Tricomi<sup>a</sup>, C. Tuve<sup>a</sup>

**INFN Sezione di Firenze <sup>a</sup>, Università di Firenze <sup>b</sup>, Firenze, Italy**

G. Barbagli<sup>a</sup>, G. Broccolo<sup>a,b</sup>, V. Ciulli<sup>a,b</sup>, C. Civinini<sup>a</sup>, R. D'Alessandro<sup>a,b</sup>, E. Focardi<sup>a,b</sup>, S. Frosali<sup>a,b</sup>, E. Gallo<sup>a</sup>, C. Genta<sup>a,b</sup>, P. Lenzi<sup>a,b,1</sup>, M. Meschini<sup>a</sup>, S. Paoletti<sup>a</sup>, G. Sguazzoni<sup>a</sup>, A. Tropiano<sup>a</sup>

**INFN Laboratori Nazionali di Frascati, Frascati, Italy**

L. Benussi, S. Bianco, S. Colafranceschi<sup>12</sup>, F. Fabbri, D. Piccolo

**INFN Sezione di Genova, Genova, Italy**

P. Fabbriatore, R. Musenich

**INFN Sezione di Milano-Bicocca <sup>a</sup>, Università di Milano-Bicocca <sup>b</sup>, Milano, Italy**

A. Benaglia<sup>a,b</sup>, G.B. Cerati<sup>a,b,1</sup>, F. De Guio<sup>a,b</sup>, L. Di Matteo<sup>a,b</sup>, A. Ghezzi<sup>a,b,1</sup>, P. Govoni<sup>a,b</sup>, M. Malberti<sup>a,b,1</sup>, S. Malvezzi<sup>a</sup>, A. Martelli<sup>a,b,3</sup>, A. Massironi<sup>a,b</sup>, D. Menasce<sup>a</sup>, V. Miccio<sup>a,b</sup>, L. Moroni<sup>a</sup>, P. Negri<sup>a,b</sup>, M. Paganoni<sup>a,b</sup>, D. Pedrini<sup>a</sup>, S. Ragazzi<sup>a,b</sup>, N. Redaelli<sup>a</sup>, S. Sala<sup>a</sup>, R. Salerno<sup>a,b</sup>, T. Tabarelli de Fatis<sup>a,b</sup>, V. Tancini<sup>a,b</sup>, S. Taroni<sup>a,b</sup>

**INFN Sezione di Napoli <sup>a</sup>, Università di Napoli "Federico II" <sup>b</sup>, Napoli, Italy**

S. Buontempo<sup>a</sup>, A. Cimmino<sup>a,b</sup>, A. De Cosa<sup>a,b,1</sup>, M. De Gruttola<sup>a,b,1</sup>, F. Fabozzi<sup>a,13</sup>, A.O.M. Iorio<sup>a</sup>, L. Lista<sup>a</sup>, P. Noli<sup>a,b</sup>, P. Paolucci<sup>a</sup>

**INFN Sezione di Padova <sup>a</sup>, Università di Padova <sup>b</sup>, Università di Trento (Trento) <sup>c</sup>, Padova, Italy**

P. Azzi<sup>a</sup>, N. Bacchetta<sup>a</sup>, P. Bellan<sup>a,b,1</sup>, D. Bisello<sup>a,b</sup>, R. Carlin<sup>a,b</sup>, P. Checchia<sup>a</sup>, M. De Mattia<sup>a,b</sup>, T. Dorigo<sup>a</sup>, U. Dosselli<sup>a</sup>, F. Gasparini<sup>a,b</sup>, P. Giubilato<sup>a,b</sup>, A. Gresele<sup>a,c</sup>, M. Gulmini<sup>a,14</sup>, S. Lacaprara<sup>a,14</sup>, I. Lazzizzera<sup>a,c</sup>, M. Margoni<sup>a,b</sup>, M. Mazzucato<sup>a</sup>, A.T. Meneguzzo<sup>a,b</sup>, M. Passaseo<sup>a</sup>, L. Perrozzi<sup>a</sup>, N. Pozzobon<sup>a,b</sup>, P. Ronchese<sup>a,b</sup>, F. Simonetto<sup>a,b</sup>, E. Torassa<sup>a</sup>, M. Tosi<sup>a,b</sup>, A. Triossi<sup>a</sup>, S. Vanini<sup>a,b</sup>, S. Ventura<sup>a</sup>, P. Zotto<sup>a,b</sup>

**INFN Sezione di Pavia <sup>a</sup>, Università di Pavia <sup>b</sup>, Pavia, Italy**

P. Baesso<sup>a,b</sup>, U. Berzano<sup>a</sup>, C. Riccardi<sup>a,b</sup>, P. Torre<sup>a,b</sup>, P. Vitulo<sup>a,b</sup>, C. Viviani<sup>a,b</sup>

**INFN Sezione di Perugia <sup>a</sup>, Università di Perugia <sup>b</sup>, Perugia, Italy**

M. Biasini<sup>a,b</sup>, G.M. Bilei<sup>a</sup>, B. Caponeri<sup>a,b</sup>, L. Fanò<sup>a</sup>, P. Lariccia<sup>a,b</sup>, A. Lucaroni<sup>a,b</sup>, G. Mantovani<sup>a,b</sup>, M. Menichelli<sup>a</sup>, A. Nappi<sup>a,b</sup>, A. Santocchia<sup>a,b</sup>, L. Servoli<sup>a</sup>, M. Valdata<sup>a</sup>, R. Volpe<sup>a,b,1</sup>

**INFN Sezione di Pisa <sup>a</sup>, Università di Pisa <sup>b</sup>, Scuola Normale Superiore di Pisa <sup>c</sup>, Pisa, Italy**

P. Azzurri<sup>a,c</sup>, G. Bagliesi<sup>a</sup>, J. Bernardini<sup>a,b,1</sup>, T. Boccali<sup>a,1</sup>, R. Castaldi<sup>a</sup>, R.T. Dagnolo<sup>a,c</sup>, R. Dell'Orso<sup>a</sup>, F. Fiori<sup>a,b</sup>, L. Foà<sup>a,c</sup>, A. Giassi<sup>a</sup>, A. Kraan<sup>a</sup>, F. Ligabue<sup>a,c</sup>, T. Lomtadze<sup>a</sup>, L. Martini<sup>a</sup>, A. Messineo<sup>a,b</sup>, F. Palla<sup>a</sup>, F. Palmonari<sup>a</sup>, G. Segneri<sup>a</sup>, A.T. Serban<sup>a</sup>, P. Spagnolo<sup>a,1</sup>, R. Tenchini<sup>a,1</sup>, G. Tonelli<sup>a,b,1</sup>, A. Venturi<sup>a</sup>, P.G. Verdini<sup>a</sup>

**INFN Sezione di Roma <sup>a</sup>, Università di Roma "La Sapienza" <sup>b</sup>, Roma, Italy**

L. Barone<sup>a,b</sup>, F. Cavallari<sup>a,1</sup>, D. Del Re<sup>a,b</sup>, E. Di Marco<sup>a,b</sup>, M. Diemoz<sup>a</sup>, D. Franci<sup>a,b</sup>, M. Grassi<sup>a</sup>, E. Longo<sup>a,b</sup>, G. Organtini<sup>a,b</sup>, A. Palma<sup>a,b</sup>, F. Pandolfi<sup>a,b</sup>, R. Paramatti<sup>a,1</sup>, S. Rahatlou<sup>a,b,1</sup>

**INFN Sezione di Torino <sup>a</sup>, Università di Torino <sup>b</sup>, Università del Piemonte Orientale (Novara) <sup>c</sup>, Torino, Italy**

N. Amapane<sup>a,b</sup>, R. Arcidiacono<sup>a,b</sup>, S. Argiro<sup>a,b</sup>, M. Arneodo<sup>a,c</sup>, C. Biino<sup>a</sup>, C. Botta<sup>a,b</sup>, N. Cartiglia<sup>a</sup>, R. Castello<sup>a,b</sup>, M. Costa<sup>a,b</sup>, N. Demaria<sup>a</sup>, A. Graziano<sup>a,b</sup>, C. Mariotti<sup>a</sup>, M. Marone<sup>a,b</sup>, S. Maselli<sup>a</sup>, E. Migliore<sup>a,b</sup>, G. Mila<sup>a,b</sup>, V. Monaco<sup>a,b</sup>, M. Musich<sup>a,b</sup>, M.M. Obertino<sup>a,c</sup>, N. Pastrone<sup>a</sup>, M. Pelliccioni<sup>a,b,1</sup>, A. Romero<sup>a,b</sup>, M. Ruspa<sup>a,c</sup>, R. Sacchi<sup>a,b</sup>, A. Solano<sup>a,b</sup>, A. Staiano<sup>a</sup>, D. Trocino<sup>a,b</sup>, A. Vilela Pereira<sup>a,b,1</sup>

**INFN Sezione di Trieste <sup>a</sup>, Università di Trieste <sup>b</sup>, Trieste, Italy**

F. Ambroglini<sup>a,b</sup>, S. Belforte<sup>a</sup>, F. Cossutti<sup>a</sup>, G. Della Ricca<sup>a,b</sup>, B. Gobbo<sup>a</sup>, D. Montanino<sup>a</sup>, A. Penzo<sup>a</sup>

**Kyungpook National University, Daegu, Korea**

S. Chang, J. Chung, D.H. Kim, G.N. Kim, J.E. Kim, D.J. Kong, H. Park, D. Son, D.C. Son

**Chonnam National University, Institute for Universe and Elementary Particles, Kwangju, Korea**

Zero Kim, J.Y. Kim, S. Song

**Korea University, Seoul, Korea**

B. Hong, H. Kim, J.H. Kim, T.J. Kim, K.S. Lee, D.H. Moon, S.K. Park, H.B. Rhee, K.S. Sim

**University of Seoul, Seoul, Korea**

M. Choi, S. Kang, H. Kim, C. Park, I.C. Park, S. Park

**Sungkyunkwan University, Suwon, Korea**

S. Choi, Y. Choi, Y.K. Choi, J. Goh, J. Lee, S. Lee, H. Seo, I. Yu

**Vilnius University, Vilnius, Lithuania**

M. Janulis, D. Martisiute, P. Petrov, T. Sabonis

**Centro de Investigacion y de Estudios Avanzados del IPN, Mexico City, Mexico**

H. Castilla Valdez<sup>1</sup>, E. De La Cruz Burelo, R. Lopez-Fernandez, A. Sánchez Hernández, L.M. Villaseñor-Cendejas

**Universidad Iberoamericana, Mexico City, Mexico**

S. Carrillo Moreno

**Benemerita Universidad Autonoma de Puebla, Puebla, Mexico**

H.A. Salazar Ibarguen

**Universidad Autónoma de San Luis Potosí, San Luis Potosí, Mexico**

E. Casimiro Linares, A. Morelos Pineda, M.A. Reyes-Santos

**University of Auckland, Auckland, New Zealand**

P. Allfrey, D. Krofcheck, J. Tam

**University of Canterbury, Christchurch, New Zealand**

P.H. Butler, T. Signal, J.C. Williams

**National Centre for Physics, Quaid-I-Azam University, Islamabad, Pakistan**

M. Ahmad, I. Ahmed, M.I. Asghar, H.R. Hoorani, W.A. Khan, T. Khurshid, S. Qazi

**Institute of Experimental Physics, Warsaw, Poland**

M. Cwiok, W. Dominik, K. Doroba, M. Konecki, J. Krolikowski

**Soltan Institute for Nuclear Studies, Warsaw, Poland**

T. Frueboes, R. Gokieli, M. Górski, M. Kazana, K. Nawrocki, M. Szleper, G. Wrochna, P. Zalewski

**Laboratório de Instrumentação e Física Experimental de Partículas, Lisboa, Portugal**

N. Almeida, A. David, P. Faccioli, P.G. Ferreira Parracho, M. Gallinaro, G. Mini, P. Musella, A. Nayak, L. Raposo, P.Q. Ribeiro, J. Seixas, P. Silva, D. Soares, J. Varela<sup>1</sup>, H.K. Wöhri

**Joint Institute for Nuclear Research, Dubna, Russia**

I. Belotelov, P. Bunin, M. Finger, M. Finger Jr., I. Golutvin, A. Kamenev, V. Karjavin, G. Kozlov, A. Lanev, P. Moisenz, V. Palichik, V. Perelygin, S. Shmatov, V. Smirnov, A. Volodko, A. Zarubin

**Petersburg Nuclear Physics Institute, Gatchina (St Petersburg), Russia**

N. Bondar, V. Golovtsov, Y. Ivanov, V. Kim, P. Levchenko, I. Smirnov, V. Sulimov, L. Uvarov, S. Vavilov, A. Vorobyev

**Institute for Nuclear Research, Moscow, Russia**

Yu. Andreev, S. Gninenko, N. Golubev, M. Kirsanov, N. Krasnikov, V. Matveev, A. Pashenkov, A. Toropin, S. Troitsky

**Institute for Theoretical and Experimental Physics, Moscow, Russia**

V. Epshteyn, V. Gavrilov, N. Ilina, V. Kaftanov<sup>†</sup>, M. Kossov<sup>1</sup>, A. Krokhotin, S. Kuleshov, A. Oulianov, G. Safronov, S. Semenov, I. Shreyber, V. Stolin, E. Vlasov, A. Zhokin

**Moscow State University, Moscow, Russia**

E. Boos, M. Dubinin<sup>15</sup>, L. Dudko, A. Ershov, A. Gribushin, O. Kodolova, I. Lokhtin, S. Obraztsov, S. Petrushanko, L. Sarycheva, V. Savrin, A. Snigirev

**P.N. Lebedev Physical Institute, Moscow, Russia**

V. Andreev, I. Dremin, M. Kirakosyan, S.V. Rusakov, A. Vinogradov

**State Research Center of Russian Federation, Institute for High Energy Physics, Protvino, Russia**

I. Azhgirey, S. Bitioukov, K. Datsko, V. Grishin<sup>1</sup>, V. Kachanov, D. Konstantinov, V. Krychkine, V. Petrov, R. Ryutin, S. Slabospitsky, A. Sobol, A. Sytine, L. Tourtchanovitch, S. Troshin, N. Tyurin, A. Uzunian, A. Volkov

**University of Belgrade, Faculty of Physics and Vinca Institute of Nuclear Sciences, Belgrade, Serbia**

P. Adzic<sup>16</sup>, M. Djordjevic, D. Krpic<sup>16</sup>, D. Maletic, J. Milosevic, J. Puzovic<sup>16</sup>

**Centro de Investigaciones Energéticas Medioambientales y Tecnológicas (CIEMAT), Madrid, Spain**

M. Aguilar-Benitez, J. Alcaraz Maestre, P. Arce, C. Battilana, E. Calvo, M. Cepeda, M. Cerrada, M. Chamizo Llatas, N. Colino, B. De La Cruz, C. Diez Pardos, C. Fernandez Bedoya, J.P. Fernández Ramos, A. Ferrando, J. Flix, M.C. Fouz, P. Garcia-Abia, O. Gonzalez Lopez, S. Goy Lopez, J.M. Hernandez, M.I. Josa, G. Merino, J. Puerta Pelayo, I. Redondo, L. Romero, J. Santaolalla, C. Willmott

**Universidad Autónoma de Madrid, Madrid, Spain**

C. Albajar, J.F. de Trocóniz

**Universidad de Oviedo, Oviedo, Spain**

J. Cuevas, J. Fernandez Menendez, I. Gonzalez Caballero, L. Lloret Iglesias, J.M. Vizan Garcia

**Instituto de Física de Cantabria (IFCA), CSIC-Universidad de Cantabria, Santander, Spain**

I.J. Cabrillo, A. Calderon, S.H. Chuang, I. Diaz Merino, C. Diez Gonzalez, J. Duarte Campderros, M. Fernandez, G. Gomez, J. Gonzalez Sanchez, R. Gonzalez Suarez, C. Jorda, P. Lobelle Pardo, A. Lopez Virto, J. Marco, R. Marco, C. Martinez Rivero, P. Martinez Ruiz del Arbol, F. Matorras, T. Rodrigo, A. Ruiz Jimeno, L. Scodellaro, M. Sobron Sanudo, I. Vila, R. Vilar Cortabitarte

**CERN, European Organization for Nuclear Research, Geneva, Switzerland**

D. Abbaneo, E. Auffray, P. Baillon, A.H. Ball, D. Barney, F. Beaudette<sup>3</sup>, A.J. Bell<sup>17</sup>, D. Benedetti, C. Bernet<sup>3</sup>, W. Bialas, P. Bloch, A. Bocci, S. Bolognesi, H. Breuker, G. Brona, K. Bunkowski, T. Camporesi, E. Cano, A. Cattai, G. Cerminara, T. Christiansen, J.A. Coarasa Perez, R. Covarelli, B. Curé, T. Dahms, A. De Roeck, A. Elliott-Peisert, W. Funk, A. Gaddi, S. Gennai, H. Gerwig, D. Gigi, K. Gill, D. Giordano, F. Glege, R. Gomez-Reino Garrido, S. Gowdy, L. Guiducci, M. Hansen, C. Hartl, J. Harvey, B. Hegner, C. Henderson, H.F. Hoffmann, A. Honma, V. Innocente, P. Janot, P. Lecoq, C. Leonidopoulos, C. Lourenço, A. Macpherson, T. Mäki, L. Malgeri, M. Mannelli, L. Masetti, G. Mavromanolakis, F. Meijers, S. Mersi, E. Meschi, R. Moser, M.U. Mozer, M. Mulders, E. Nesvold<sup>1</sup>, L. Orsini, E. Perez, A. Petrilli, A. Pfeiffer, M. Pierini, M. Pimiä, A. Racz, G. Rolandi<sup>18</sup>, C. Rovelli<sup>19</sup>, M. Rovere, H. Sakulin, C. Schäfer, C. Schwick, I. Segoni, A. Sharma, P. Siegrist, M. Simon, P. Sphicas<sup>20</sup>, D. Spiga, M. Spiropulu<sup>15</sup>, F. Stöckli, M. Stoye, P. Tropea, A. Tsiros, G.I. Veres<sup>9</sup>, P. Vichoudis, M. Voutilainen, W.D. Zeuner

**Paul Scherrer Institut, Villigen, Switzerland**

W. Bertl, K. Deiters, W. Erdmann, K. Gabathuler, R. Horisberger, Q. Ingram, H.C. Kaestli, S. König, D. Kotlinski, U. Langenegger, F. Meier, D. Renker, T. Rohe, J. Sibille<sup>21</sup>, A. Starodumov<sup>22</sup>

**Institute for Particle Physics, ETH Zurich, Zurich, Switzerland**

L. Caminada<sup>23</sup>, Z. Chen, S. Cittolin, G. Dissertori, M. Dittmar, J. Eugster, K. Freudenreich, C. Grab, A. Hervé, W. Hintz, P. Lecomte, W. Lustermann, C. Marchica<sup>23</sup>, P. Meridiani, P. Milenovic<sup>24</sup>, F. Moortgat, A. Nardulli, P. Nef, F. Nessi-Tedaldi, L. Pape, F. Pauss, T. Punz, A. Rizzi, F.J. Ronga, L. Sala, A.K. Sanchez, M.-C. Sawley, D. Schinzel, B. Stieger, L. Tauscher<sup>†</sup>, A. Thea, K. Theofilatos, D. Treille, M. Weber, L. Wehrli, J. Weng

**Universität Zürich, Zurich, Switzerland**

C. AMSLER, V. Chiochia, S. De Visscher, M. Ivova Rikova, B. Millan Mejias, C. Regenfus, P. Robmann, T. Rommerskirchen, A. Schmidt, D. Tsigkas, L. Wilke

**National Central University, Chung-Li, Taiwan**

Y.H. Chang, K.H. Chen, W.T. Chen, A. Go, C.M. Kuo, S.W. Li, W. Lin, M.H. Liu, Y.J. Lu, J.H. Wu, S.S. Yu

**National Taiwan University (NTU), Taipei, Taiwan**

P. Bartalini, P. Chang, Y.H. Chang, Y.W. Chang, Y. Chao, K.F. Chen, W.-S. Hou, Y. Hsiung, K.Y. Kao, Y.J. Lei, S.W. Lin, R.-S. Lu, J.G. Shiu, Y.M. Tzeng, K. Ueno, C.C. Wang, M. Wang, J.T. Wei

**Cukurova University, Adana, Turkey**

A. Adiguzel, A. Ayhan, M.N. Bakirci, S. Cerci<sup>25</sup>, Z. Demir, C. Dozen, I. Dumanoglu, E. Eskut, S. Girgis, G. Gökbulut, Y. Güler, E. Gurpinar, I. Hos, E.E. Kangal, T. Karaman, A. Kayis Topaksu,



A. Nart, G. Önengüt, K. Ozdemir, S. Ozturk, A. Polatöz, O. Sahin, O. Sengul, K. Sogut<sup>26</sup>, B. Tali, H. Topakli, D. Uzun, L.N. Vergili, M. Vergili, C. Zorbilmez

**Middle East Technical University, Physics Department, Ankara, Turkey**

I.V. Akin, T. Aliev, S. Bilmis, M. Deniz, H. Gamsizkan, A.M. Guler, K. Ocalan, A. Ozpineci, M. Serin, R. Sever, U.E. Surat, E. Yildirim, M. Zeyrek

**Bogaziçi University, Department of Physics, Istanbul, Turkey**

M. Deliomeroglu, D. Demir<sup>27</sup>, E. Gülmez, A. Halu, B. Isildak, M. Kaya<sup>28</sup>, O. Kaya<sup>28</sup>, M. Özbek, S. Ozkorucuklu<sup>29</sup>, N. Sonmez<sup>30</sup>

**National Scientific Center, Kharkov Institute of Physics and Technology, Kharkov, Ukraine**

L. Levchuk

**University of Bristol, Bristol, United Kingdom**

P. Bell, F. Bostock, J.J. Brooke, T.L. Cheng, D. Cussans, R. Frazier, J. Goldstein, M. Hansen, G.P. Heath, H.F. Heath, C. Hill, B. Huckvale, J. Jackson, L. Kreczko, C.K. Mackay, S. Metson, D.M. Newbold<sup>31</sup>, K. Nirunpong, V.J. Smith, S. Ward

**Rutherford Appleton Laboratory, Didcot, United Kingdom**

L. Basso, K.W. Bell, A. Belyaev, C. Brew, R.M. Brown, B. Camanzi, D.J.A. Cockerill, J.A. Coughlan, K. Harder, S. Harper, B.W. Kennedy, E. Olaiya, D. Petyt, B.C. Radburn-Smith, C.H. Shepherd-Themistocleous, I.R. Tomalin, W.J. Womersley, S.D. Worm

**Imperial College, University of London, London, United Kingdom**

R. Bainbridge, G. Ball, J. Ballin, R. Beuselinck, O. Buchmuller, D. Colling, N. Cripps, M. Cutajar, G. Davies, M. Della Negra, C. Foudas, J. Fulcher, D. Futyan, A. Guneratne Bryer, G. Hall, Z. Hatherell, J. Hays, G. Iles, G. Karapostoli, L. Lyons, A.-M. Magnan, J. Marrouche, R. Nandi, J. Nash, A. Nikitenko<sup>22</sup>, A. Papageorgiou, M. Pesaresi, K. Petridis, M. Pioppi<sup>32</sup>, D.M. Raymond, N. Rompotis, A. Rose, M.J. Ryan, C. Seez, P. Sharp, A. Sparrow, A. Tapper, S. Tourneur, M. Vazquez Acosta, T. Virdee<sup>1</sup>, S. Wakefield, D. Wardrope, T. Whyntie

**Brunel University, Uxbridge, United Kingdom**

M. Barrett, M. Chadwick, J.E. Cole, P.R. Hobson, A. Khan, P. Kyberd, D. Leslie, I.D. Reid, L. Teodorescu

**Boston University, Boston, USA**

T. Bose, E. Carrera Jarrin, A. Clough, A. Heister, J. St. John, P. Lawson, D. Lazic, J. Rohlf, L. Sulak

**Brown University, Providence, USA**

J. Andrea, A. Avetisyan, S. Bhattacharya, J.P. Chou, D. Cutts, S. Esen, A. Ferapontov, U. Heintz, S. Jabeen, G. Kukartsev, G. Landsberg, M. Narain, D. Nguyen, T. Speer, K.V. Tsang

**University of California, Davis, Davis, USA**

M.A. Borgia, R. Breedon, M. Calderon De La Barca Sanchez, D. Cebra, M. Chertok, J. Conway, P.T. Cox, J. Dolen, R. Erbacher, E. Friis, W. Ko, A. Kopecky, R. Lander, H. Liu, S. Maruyama, T. Miceli, M. Nikolic, D. Pellett, J. Robles, T. Schwarz, M. Searle, J. Smith, M. Squires, M. Tripathi, R. Vasquez Sierra, C. Veelken

**University of California, Los Angeles, Los Angeles, USA**

V. Andreev, K. Arisaka, D. Cline, R. Cousins, A. Deisher, S. Erhan<sup>1</sup>, C. Farrell, M. Felcini, J. Hauser, M. Ignatenko, C. Jarvis, C. Plager, G. Rakness, P. Schlein<sup>†</sup>, J. Tucker, V. Valuev, R. Wallny

**University of California, Riverside, Riverside, USA**

J. Babb, R. Clare, J. Ellison, J.W. Gary, G. Hanson, G.Y. Jeng, S.C. Kao, F. Liu, H. Liu, A. Luthra, H. Nguyen, G. Pasztor<sup>33</sup>, A. Satpathy, B.C. Shen<sup>†</sup>, R. Stringer, J. Sturdy, S. Sumowidagdo, R. Wilken, S. Wimpenny

**University of California, San Diego, La Jolla, USA**

W. Andrews, J.G. Branson, E. Dusinger, D. Evans, F. Golf, A. Holzner, R. Kelley, M. Lebourgeois, J. Letts, B. Mangano, J. Muelmenstaedt, S. Padhi, C. Palmer, G. Petrucciani, H. Pi, M. Pieri, R. Ranieri, M. Sani, V. Sharma<sup>1</sup>, S. Simon, Y. Tu, A. Vartak, F. Würthwein, A. Yagil

**University of California, Santa Barbara, Santa Barbara, USA**

D. Barge, R. Bellan, M. Blume, C. Campagnari, M. D'Alfonso, T. Danielson, J. Garberson, J. Incandela, C. Justus, P. Kalavase, S.A. Koay, D. Kovalskyi, V. Krutelyov, J. Lamb, S. Lowette, V. Pavlunin, F. Rebassoo, J. Ribnik, J. Richman, R. Rossin, D. Stuart, W. To, J.R. Vlimant, M. Witherell

**California Institute of Technology, Pasadena, USA**

A. Bornheim, J. Bunn, M. Gataullin, D. Kcira, V. Litvine, Y. Ma, H.B. Newman, C. Rogan, K. Shin, V. Timciuc, P. Traczyk, J. Veverka, R. Wilkinson, Y. Yang, R.Y. Zhu

**Carnegie Mellon University, Pittsburgh, USA**

B. Akgun, R. Carroll, T. Ferguson, D.W. Jang, S.Y. Jun, Y.F. Liu, M. Paulini, J. Russ, N. Terentyev, H. Vogel, I. Vorobiev

**University of Colorado at Boulder, Boulder, USA**

J.P. Cumalat, M.E. Dinardo, B.R. Drell, C.J. Edelmaier, W.T. Ford, B. Heyburn, E. Luiggi Lopez, U. Nauenberg, J.G. Smith, K. Stenson, K.A. Ulmer, S.R. Wagner, S.L. Zang

**Cornell University, Ithaca, USA**

L. Agostino, J. Alexander, F. Blekman, A. Chatterjee, S. Das, N. Eggert, L.J. Fields, L.K. Gibbons, B. Heltsley, W. Hopkins, A. Khukhunaishvili, B. Kreis, V. Kuznetsov, G. Nicolas Kaufman, J.R. Patterson, D. Puigh, D. Riley, A. Ryd, M. Saelim, X. Shi, W. Sun, W.D. Teo, J. Thom, J. Thompson, J. Vaughan, Y. Weng, P. Wittich

**Fairfield University, Fairfield, USA**

A. Biselli, G. Cirino, D. Winn

**Fermi National Accelerator Laboratory, Batavia, USA**

S. Abdullin, M. Albrow, J. Anderson, G. Apollinari, M. Atac, J.A. Bakken, S. Banerjee, L.A.T. Bauerdick, A. Beretvas, J. Berryhill, P.C. Bhat, I. Bloch, F. Borchering, K. Burkett, J.N. Butler, V. Chetluru, H.W.K. Cheung, F. Chlebana, S. Cihangir, M. Demarteau, D.P. Eartly, V.D. Elvira, I. Fisk, J. Freeman, Y. Gao, E. Gottschalk, D. Green, O. Gutsche, A. Hahn, J. Hanlon, R.M. Harris, J. Hirschauer, E. James, H. Jensen, M. Johnson, U. Joshi, R. Khatiwada, B. Kilminster, B. Klima, K. Kousouris, S. Kunori, S. Kwan, P. Limon, R. Lipton, J. Lykken, K. Maeshima, J.M. Marraffino, D. Mason, P. McBride, T. McCauley, T. Miao, K. Mishra, S. Mrenna, Y. Musienko<sup>34</sup>, C. Newman-Holmes, V. O'Dell, S. Popescu, R. Pordes, O. Prokofyev, N. Saoulidou, E. Sexton-Kennedy, S. Sharma, R.P. Smith<sup>†</sup>, A. Soha, W.J. Spalding, L. Spiegel, P. Tan, L. Taylor, S. Tkaczyk, L. Uplegger, E.W. Vaandering, R. Vidal, J. Whitmore, W. Wu, F. Yumiceva, J.C. Yun

**University of Florida, Gainesville, USA**

D. Acosta, P. Avery, D. Bourilkov, M. Chen, G.P. Di Giovanni, D. Dobur, A. Drozdetskiy, R.D. Field, Y. Fu, I.K. Furic, J. Gartner, B. Kim, S. Klimentenko, J. Konigsberg, A. Korytov, K. Kotov,

A. Kropivnitskaya, T. Kypreos, K. Matchev, G. Mitselmakher, L. Muniz, Y. Pakhotin, J. Piedra Gomez, C. Prescott, R. Remington, M. Schmitt, B. Scurlock, P. Sellers, D. Wang, J. Yelton, M. Zakaria

**Florida International University, Miami, USA**

C. Ceron, V. Gaultney, L. Kramer, L.M. Lebolo, S. Linn, P. Markowitz, G. Martinez, D. Mesa, J.L. Rodriguez

**Florida State University, Tallahassee, USA**

T. Adams, A. Askew, J. Chen, B. Diamond, S.V. Gleyzer, J. Haas, S. Hagopian, V. Hagopian, M. Jenkins, K.F. Johnson, H. Prosper, S. Sekmen, V. Veeraraghavan

**Florida Institute of Technology, Melbourne, USA**

M.M. Baarmand, S. Guragain, M. Hohlmann, H. Kalakhety, H. Mermerkaya, R. Ralich, I. Vodopiyanov

**University of Illinois at Chicago (UIC), Chicago, USA**

M.R. Adams, I.M. Anghel, L. Apanasevich, V.E. Bazterra, R.R. Betts, J. Callner, R. Cavanaugh, C. Dragoiu, E.J. Garcia-Solis, C.E. Gerber, D.J. Hofman, S. Khalatian, F. Lacroix, E. Shabalina, A. Smoron, D. Strom, N. Varelas

**The University of Iowa, Iowa City, USA**

U. Akgun, E.A. Albayrak, B. Bilki, K. Cankocak<sup>35</sup>, W. Clarida, F. Duru, C.K. Lae, E. McCliment, J.-P. Merlo, A. Mestvirishvili, A. Moeller, J. Nachtman, C.R. Newsom, E. Norbeck, J. Olson, Y. Onel, F. Ozok, S. Sen, J. Wetzell, T. Yetkin, K. Yi

**Johns Hopkins University, Baltimore, USA**

B.A. Barnett, B. Blumenfeld, A. Bonato, C. Eskew, D. Fehling, G. Giurgiu, A.V. Gritsan, Z.J. Guo, G. Hu, P. Maksimovic, S. Rappoccio, M. Swartz, N.V. Tran, A. Whitbeck

**The University of Kansas, Lawrence, USA**

P. Baringer, A. Bean, G. Benelli, O. Grachov, M. Murray, V. Radicci, S. Sanders, J.S. Wood, V. Zhukova

**Kansas State University, Manhattan, USA**

D. Bandurin, T. Bolton, I. Chakaberia, A. Ivanov, K. Kaadze, Y. Maravin, S. Shrestha, I. Svintradze, Z. Wan

**Lawrence Livermore National Laboratory, Livermore, USA**

J. Gronberg, D. Lange, D. Wright

**University of Maryland, College Park, USA**

A. Baden, M. Boutemeur, S.C. Eno, D. Ferencek, N.J. Hadley, R.G. Kellogg, M. Kirn, A.C. Mignerey, K. Rossato, P. Rumerio, F. Santanastasio, A. Skuja, J. Temple, M.B. Tonjes, S.C. Tonwar, E. Twedt

**Massachusetts Institute of Technology, Cambridge, USA**

B. Alver, G. Bauer, J. Bendavid, W. Busza, E. Butz, I.A. Cali, M. Chan, D. D'Enterria, P. Everaerts, G. Gomez Ceballos, M. Goncharov, K.A. Hahn, P. Harris, Y. Kim, M. Klute, Y.-J. Lee, W. Li, C. Loizides, P.D. Luckey, T. Ma, S. Nahn, C. Paus, C. Roland, G. Roland, M. Rudolph, G.S.F. Stephans, K. Sumorok, K. Sung, E.A. Wenger, B. Wyslouch, S. Xie, Y. Yilmaz, A.S. Yoon, M. Zanetti

**University of Minnesota, Minneapolis, USA**

P. Cole, S.I. Cooper, P. Cushman, B. Dahmes, A. De Benedetti, P.R. Duderø, G. Franzoni, J. Haupt, K. Klapoetke, Y. Kubota, J. Mans, V. Rekovic, R. Rusack, M. Sasseville, A. Singovsky

**University of Mississippi, University, USA**

L.M. Cremaldi, R. Godang, R. Kroeger, L. Perera, R. Rahmat, D.A. Sanders, P. Sonnek, D. Summers

**University of Nebraska-Lincoln, Lincoln, USA**

K. Bloom, S. Bose, J. Butt, D.R. Claes, A. Dominguez, M. Eads, J. Keller, T. Kelly, I. Kravchenko, J. Lazo-Flores, C. Lundstedt, H. Malbouisson, S. Malik, G.R. Snow

**State University of New York at Buffalo, Buffalo, USA**

U. Baur, I. Iashvili, A. Kharchilava, A. Kumar, K. Smith, J. Zennamo

**Northeastern University, Boston, USA**

G. Alverson, E. Barberis, D. Baumgartel, O. Boeriu, S. Reucroft, J. Swain, D. Wood, J. Zhang

**Northwestern University, Evanston, USA**

A. Anastassov, A. Kubik, R.A. Ofierzynski, A. Pozdnyakov, M. Schmitt, S. Stoynev, M. Velasco, S. Won

**University of Notre Dame, Notre Dame, USA**

L. Antonelli, D. Berry, M. Hildreth, C. Jessop, D.J. Karmgard, J. Kolb, T. Kolberg, K. Lannon, S. Lynch, N. Marinelli, D.M. Morse, R. Ruchti, J. Slaunwhite, N. Valls, J. Warchol, M. Wayne, J. Ziegler

**The Ohio State University, Columbus, USA**

B. Bylsma, L.S. Durkin, J. Gu, P. Killewald, T.Y. Ling, M. Rodenburg, G. Williams

**Princeton University, Princeton, USA**

N. Adam, E. Berry, P. Elmer, D. Gerbaudo, V. Halyo, A. Hunt, J. Jones, E. Laird, D. Lopes Pegna, D. Marlow, T. Medvedeva, M. Mooney, J. Olsen, P. Piroué, D. Stickland, C. Tully, J.S. Werner, A. Zuranski

**University of Puerto Rico, Mayaguez, USA**

J.G. Acosta, X.T. Huang, A. Lopez, H. Mendez, S. Oliveros, J.E. Ramirez Vargas, A. Zatzerklyaniy

**Purdue University, West Lafayette, USA**

E. Alagoz, V.E. Barnes, G. Bolla, L. Borrello, D. Bortoletto, A. Everett, A.F. Garfinkel, Z. Gecse, L. Gutay, M. Jones, O. Koybasi, A.T. Laasanen, N. Leonardo, C. Liu, V. Maroussov, P. Merkel, D.H. Miller, N. Neumeister, K. Potamianos, I. Shipsey, D. Silvers, H.D. Yoo, J. Zablocki, Y. Zheng

**Purdue University Calumet, Hammond, USA**

P. Jindal, N. Parashar

**Rice University, Houston, USA**

V. Cuplov, K.M. Ecklund, F.J.M. Geurts, J.H. Liu, J. Morales, B.P. Padley, R. Redjimi, J. Roberts

**University of Rochester, Rochester, USA**

B. Betchart, A. Bodek, Y.S. Chung, P. de Barbaro, R. Demina, H. Flacher, A. Garcia-Bellido, Y. Gotra, J. Han, A. Harel, D.C. Miner, D. Orbaker, G. Petrillo, D. Vishnevskiy, M. Zielinski

**The Rockefeller University, New York, USA**

A. Bhatti, L. Demortier, K. Goulianos, K. Hatakeyama, G. Lungu, C. Mesropian, M. Yan

**Rutgers, the State University of New Jersey, Piscataway, USA**

O. Atramentov, Y. Gershtein, R. Gray, E. Halkiadakis, D. Hidas, D. Hits, A. Lath, K. Rose, S. Schnetzer, S. Somalwar, R. Stone, S. Thomas

**University of Tennessee, Knoxville, USA**

G. Cerizza, M. Hollingsworth, S. Spanier, Z.C. Yang, A. York

**Texas A&M University, College Station, USA**

J. Asaadi, R. Eusebi, J. Gilmore, A. Gurrola, T. Kamon, V. Khotilovich, R. Montalvo, C.N. Nguyen, J. Pivarski, A. Safonov, S. Sengupta, D. Toback, M. Weinberger

**Texas Tech University, Lubbock, USA**

N. Akchurin, C. Bardak, J. Damgov, C. Jeong, K. Kovitangoon, S.W. Lee, P. Mane, Y. Roh, A. Sill, I. Volobouev, R. Wigmans, E. Yazgan

**Vanderbilt University, Nashville, USA**

E. Appelt, E. Brownson, D. Engh, C. Florez, W. Gabella, W. Johns, P. Kurt, C. Maguire, A. Melo, P. Sheldon, J. Velkovska

**University of Virginia, Charlottesville, USA**

M.W. Arenton, M. Balazs, S. Boutle, M. Buehler, S. Conetti, B. Cox, R. Hirosky, A. Ledovskoy, C. Neu, R. Yohay

**Wayne State University, Detroit, USA**

S. Gollapinni, K. Gunthoti, R. Harr, P.E. Karchin, M. Mattson, C. Milstène, A. Sakharov

**University of Wisconsin, Madison, USA**

M. Anderson, M. Bachtis, J.N. Bellinger, D. Carlsmith, S. Dasu, S. Dutta, J. Efron, L. Gray, K.S. Grogg, M. Grothe, M. Herndon, P. Klabbers, J. Klukas, A. Lanaro, C. Lazaridis, J. Leonard, D. Lomidze, R. Loveless, A. Mohapatra, G. Polese, D. Reeder, A. Savin, W.H. Smith, J. Swanson, M. Weinberg

†: Deceased

- 1: Also at CERN, European Organization for Nuclear Research, Geneva, Switzerland
- 2: Also at Universidade Federal do ABC, Santo Andre, Brazil
- 3: Also at Laboratoire Leprince-Ringuet, Ecole Polytechnique, IN2P3-CNRS, Palaiseau, France
- 4: Also at Fayoum University, El-Fayoum, Egypt
- 5: Also at Soltan Institute for Nuclear Studies, Warsaw, Poland
- 6: Also at Université de Haute-Alsace, Mulhouse, France
- 7: Also at Moscow State University, Moscow, Russia
- 8: Also at Institute of Nuclear Research ATOMKI, Debrecen, Hungary
- 9: Also at Eötvös Loránd University, Budapest, Hungary
- 10: Also at Tata Institute of Fundamental Research - HECR, Mumbai, India
- 11: Also at University of Visva-Bharati, Santiniketan, India
- 12: Also at Facolta' Ingegneria Università di Roma "La Sapienza", Roma, Italy
- 13: Also at Università della Basilicata, Potenza, Italy
- 14: Also at Laboratori Nazionali di Legnaro dell' INFN, Legnaro, Italy
- 15: Also at California Institute of Technology, Pasadena, USA
- 16: Also at Faculty of Physics of University of Belgrade, Belgrade, Serbia
- 17: Also at Université de Genève, Geneva, Switzerland
- 18: Also at Scuola Normale e Sezione dell' INFN, Pisa, Italy

- 19: Also at INFN Sezione di Roma; Università di Roma "La Sapienza", Roma, Italy
- 20: Also at University of Athens, Athens, Greece
- 21: Also at The University of Kansas, Lawrence, USA
- 22: Also at Institute for Theoretical and Experimental Physics, Moscow, Russia
- 23: Also at Paul Scherrer Institut, Villigen, Switzerland
- 24: Also at University of Belgrade, Faculty of Physics and Vinca Institute of Nuclear Sciences, Belgrade, Serbia
- 25: Also at Adiyaman University, Adiyaman, Turkey
- 26: Also at Mersin University, Mersin, Turkey
- 27: Also at Izmir Institute of Technology, Izmir, Turkey
- 28: Also at Kafkas University, Kars, Turkey
- 29: Also at Suleyman Demirel University, Isparta, Turkey
- 30: Also at Ege University, Izmir, Turkey
- 31: Also at Rutherford Appleton Laboratory, Didcot, United Kingdom
- 32: Also at INFN Sezione di Perugia; Università di Perugia, Perugia, Italy
- 33: Also at KFKI Research Institute for Particle and Nuclear Physics, Budapest, Hungary
- 34: Also at Institute for Nuclear Research, Moscow, Russia
- 35: Also at Istanbul Technical University, Istanbul, Turkey