

Parameterizing the Effect of Dark Energy Perturbations on the Growth of Structures

Guillermo Ballesteros¹

Instituto de Física Teórica UAM/CSIC, Universidad Autónoma de Madrid,
Cantoblanco, 28049 Madrid, Spain

CERN, Theory Division, CH-1211 Geneva 23, Switzerland

and

Antonio Riotto²

INFN, Sezione di Padova, Via Marzolo 8, I-35131, Padova, Italy

CERN, Theory Division, CH-1211 Geneva 23, Switzerland

Abstract

We present an analytical fit to the growth function of the dark matter perturbations when dark energy perturbations are present. The growth index depends upon the dark energy equation of state w , the speed of sound of the dark energy fluctuations, the dark matter abundance and the observed comoving scale. The growth index changes by $\mathcal{O}(5\%)$ for small speed of sound and large deviations of w from -1 with respect to its value in the limit of no dark energy perturbations.

¹guillermo.ballesteros@uam.es

²antonio.riotto@cern.ch

1 Introduction

Current observations of Type Ia supernovae luminosity distances indicate that our Universe is in a phase of accelerated expansion [1]. Various proposals have been put forward to explain the present acceleration of the Universe. One can roughly distinguish two classes. On the one hand, the acceleration might be caused by the presence of dark energy, a fluid with negative equation of state w . This may be provided by a tiny cosmological constant which is characterized by $w = -1$ or by some ultralight scalar field whose potential is presently dominating the energy density of the Universe. This is usually dubbed quintessence [2] (see [3] for a comprehensive review). On the other hand, the acceleration might be due to a modification of standard gravity at large distances. This happens in $f(R)$ theories [4] and in extra-dimension inspired models, like DGP [5]. Understanding which class of models Nature has chosen will represent not only a breakthrough in cosmology, but also in the field of high energy physics.

Mapping the expansion of cosmic scales and the growth of large scale structure in tandem can provide insights to distinguish between the two possible origins of the present acceleration. For such reason, there has been increasing interest in analysing the time evolution of the dark matter perturbation. Several recent works deal with characterizing the growth of dark matter perturbations in different frameworks [6–20].

The evolution of the growth function of dark matter perturbations $g = \delta_c/a$, which is the ratio between the perturbation δ_c and the scale factor of the Universe a , can be parameterized in a useful way using the growth index γ [21], defined in Eq. 19. In a pure matter-dominated Universe, g does not evolve in time (remains equal to one) and γ is zero. However, in the presence of a dark energy background, g changes in time, γ is different from zero and its value can be approximated by

$$\gamma = 0.55 + 0.05 [1 + w(z = 1)]; \quad (1)$$

which provides a fit to the evolution of g to better than 0.2% for $z < 1$. w and a broad range of initial conditions for the dark matter abundance [21]. Typically, the growth index in modified gravity models turns out to be significantly different (for instance $\gamma \approx 0.68$ for DGP [21]) and therefore it is in principle distinguishable from the one predicted for dark energy models^y. The available data on the growth of structures are still poor and there is a long way to go before we can talk about precision cosmology in this respect. The methods developed to study the growth of structure involve baryon acoustic oscillations, weak lensing, observations of X-ray luminous clusters, large scale galaxy surveys, Lyman- α power spectra and the integrated Sachs-Wolfe effect on the Cosmic Microwave Background. There are however various works that use these kind of techniques to place constraints on the growth index (and some also on the equation of state of dark energy) as well as

^yHowever, see [9] and [20].

forecasts for its determination based on future observations [22–31]. In particular, it is found in [30] using Bayesian methods that a next generation weak lensing survey like DUNE [32] can strongly distinguish between two values of Ω_m that differ by approximately 0.05. The authors of [23] made a forecast for the same kind of satellite proposal and concluded that it will be possible to measure the growth index with an absolute error of about 0.04 at 68% confidence level. In [24] a slightly bigger error of 0.06 at the same confidence level is given for a forecast based on baryon acoustic oscillations. Finally, for a combination of weak lensing, supernovae and Cosmic Microwave Background data an error of about 0.04 is estimated in [22] after marginalizing over the other cosmological parameters. Since the growth index is approximately equal to 0.55, the nearest future observations should be able to determine it with a relative error of around 8%.

While much effort has been put into determining the value of the growth index in dark energy and in modified gravity models, less attention has been devoted to the possible effect on Ω_m of non-vanishing dark energy perturbations. The latter do not affect the background evolution, but are fundamental in determining the dark energy clustering properties. They will have an effect on the evolution of fluctuations in the matter distribution and, consequently, on Ω_m . While minimally coupled scalar field (quintessence) models commonly have a non-adiabatic speed of sound close or equal to unity, and therefore dark energy perturbations can be neglected for them; other non-minimal models, for instance the adiabatic Chaplygin gas model, motivated by a rolling tachyon [33], have a speed of sound which is approximately zero. Observational implications of dark energy perturbations with a small speed of sound in a variety of dark energy models have been recently discussed in k-essence [34,35], condensation of dark matter [36] and the Chaplygin gas, in terms of the matter power spectrum [37,38] and combined full CMB and large scale structure measurements [39,40]. Let us also emphasize that dark energy perturbations may not be consistently set to zero in perturbation theory [41] even if $w = -1$. Indeed, it is unavoidable that dark energy perturbations are generated, even if set to zero on some initial hypersurface, due to the presence of a non-vanishing gravitational potential. Therefore, the expression (1) rigorously holds only in the physical limit in which the speed of sound is very close to unity (if $w \neq -1$) so that dark energy perturbations are sufficiently suppressed.

In this Letter we study the effect of dark energy perturbations on the growth index Ω_m . Our main motivation is to understand if the introduction of the new degrees of freedom introduced by dark energy perturbations imply changes in Ω_m large compared to the forecasted errors $\delta\Omega_m \approx 0.04$ (at 68% confidence level). Following the common lore, see for instance [39], and to simplify the analysis, we will assume that the speed of sound associated with the dark energy perturbations and the equation of state do not change appreciably in the proper time range and that the dark energy perturbations have no shear. This is a good approximation in linear perturbation theory for dark energy models with a scalar field. Under these

assumptions, we provide an analytical formula for the growth index as a function of the speed of sound, the equation of state w , the dark matter abundance and the comoving scale. As we will see, in the presence of dark energy perturbations, the growth index differs from the corresponding value without dark energy perturbations by an amount which is comparable to the realistic forecasted errors, especially for small speed of sound and w significantly different from -1 . This opens up the possibility that the presence of dark energy perturbations may leave a significant imprint on the growth function of dark matter perturbations.

The Letter is organized as follows. In Section 2 we summarize our framework and provide the necessary equations for the perturbations at the linear level. In Section 3 we discuss the growth index and in Section 4 we give our results and summarize of our work.

2 The basic equations

In this section we shortly describe how to obtain the second order differential equations describing the evolution of the coupled linear perturbations of dark matter and dark energy in a spatially flat Friedmann-Lemaître-Robertson-Walker (FLRW) background. We will closely follow [42] and [39] and work in the synchronous gauge for convenience. With this choice the perturbed metric in comoving coordinates reads

$$ds^2 = a^2(\eta) \left[d\eta^2 + (h_{ij} + h_{ij}^i) dx^i dx^j \right]; \quad (2)$$

where h_{ij} encodes the perturbation and can be decomposed into a trace part h_{ij}^i and a traceless one. The background equations are simply

$$3H^2 = 8\pi G a^2 \rho; \quad (3)$$

$$2\dot{H} = -H^2(1 + 3w_x); \quad (4)$$

where G denotes Newton's constant, $\rho = \rho_c + \rho_x$ is the total energy density, the comoving Hubble parameter is $H = \dot{a}/a$, primes denote derivatives with respect to the comoving time and we define the time varying relative dark energy density as $w_x = \dot{w}/w$. The bars indicate homogeneous background quantities and the subindexes 'c' and 'x' refer to dark matter and dark energy respectively. We assume that the equation of state of dark energy, w , is a constant and that the dark energy and the dark matter do not interact. The divergence of the dark matter velocity in its own rest frame is zero by definition and therefore in Fourier space we have

$$\dot{v}_c^0 + \frac{1}{2}h^0 = 0; \quad (5)$$

where

$$v_c^i = \dot{\delta}_c^i + \delta_c^i v_c^j; \quad (6)$$

is the energy density perturbation of dark matter. The speed of sound of a fluid can be defined as the ratio [39]

$$c_s^2 = \frac{P}{\rho}; \quad (7)$$

where we have introduced P , the pressure perturbation of the fluid. It is important to recall that the speed of sound defined in this way is a gauge dependent quantity. However, the speed of sound is gauge invariant when measured in the rest frame of the fluid. The pressure perturbation of a dark energy component with constant equation of state can be written in any reference frame in terms of its rest frame speed of sound \hat{c}_s as follows

$$P_x = \hat{c}_s^2 v_x + 3H(1+w)\hat{c}_s^2 w_x \frac{x}{k^2}; \quad (8)$$

where v_x is the dark energy velocity perturbation and k the inverse distance scale coming from the Fourier transformation. Then, taking into account this expression and the relation

$$h^{00} + H h^0 = 8G a^2 T_0^0 - T_1^1; \quad (9)$$

where T is the energy-momentum tensor, one can differentiate (5) with respect to x and make use of the background evolution (3), (4) to find the equation for the dark matter energy density perturbation [39]

$$\dot{\delta}_c + H \delta_c - \frac{3}{2}H^2 \delta_c = \frac{3}{2}H^2 v_x + (1 + 3\hat{c}_s^2) v_x + 9(1+w)H \hat{c}_s^2 w_x \frac{x}{k^2}; \quad (10)$$

The time derivative of the dark energy density perturbation in the dark matter rest frame is [39]

$$\dot{\delta}_w = (1+w) \left(k^2 + 9\hat{c}_s^2 w H^2 \frac{x}{k^2} \right) \delta_c - 3H(\hat{c}_s^2 w)_x; \quad (11)$$

and the time derivative of the divergence of the dark energy velocity perturbation in the case of no anisotropic stress perturbation is

$$\frac{\dot{v}_x}{k^2} = (1 + 3\hat{c}_s^2 w H^2 \frac{x}{k^2} + \frac{\hat{c}_s^2}{1+w}) v_x; \quad (12)$$

Differentiating (11) with respect to the comoving time and combining (11) and (12) with the background equations into the resulting expression one gets

$$\begin{aligned} & \dot{\delta}_x + 3\hat{c}_s^2 w H \delta_c - F \dot{\delta}_x \\ & + \hat{c}_s^2 k^2 \frac{3}{2} \hat{c}_s^2 w H + (1 + 3w)_x + 6\hat{c}_s^2 H + 2F v_x \\ & = (1+w) \dot{\delta}_c - (1+w) F \dot{\delta}_c; \end{aligned} \quad (13)$$

where

$$F = 9(1 + 3w_x) \frac{\hat{c}_s^2 w}{k^2 + 9(\hat{c}_s^2 w)H^2} H^3 - (1 + 3\hat{c}_s^2)H; \quad (14)$$

Equations (10), (11), (13) and (14) allow us to describe the evolution of linear perturbations of dark matter and dark energy as functions of time in a FLRW background. Initial conditions are given at the redshift $z_{m r} = 3200$, which approximately corresponds to the time of matter-radiation equality. Since we consider non-interacting fluids to describe the dark matter and dark energy, their energy densities satisfy:

$$\dot{\rho}_c^0 + 3H_c \rho_c^0 = 0; \quad (15)$$

$$\dot{\rho}_x^0 + 3(1+w_x)H_x \rho_x^0 = 0; \quad (16)$$

We choose adiabatic initial conditions

$$\dot{\rho}_x(m r) = (1+w_x) \dot{\rho}_c(m r) : \quad (17)$$

Furthermore, we assume zero initial time derivatives of the matter and dark energy perturbations. This is consistent with the fact that at early times (both in the radiation and matter dominated periods) the equations of the perturbations admit the solution $\delta_x / (1+w_x) \rho_c / \rho_c^2$ [39] as can be checked with (10), (11), (13) and (14) and we have set the initial conformal time to zero. In fact we can even use non-zero initial velocities and consider non-adiabatic initial conditions; our results on the growth index are robust under these modifications. For the background we consider the present (i.e. at $z_0 = 0; a_0 = 1$) value of the relative energy density of dark matter in the range (0.25;0.30) and $\rho_x^0 = 1 - \rho_c^0$. In our computations we do not include a specific baryon component. We have checked that the effect of adding baryons on the growth index can be at most as big as 0.2%, which is much smaller than the 8% accuracy forecasted for the near future experiments.

3 The growth index

The growth of matter perturbations has been studied neglecting the effect of dark energy perturbations through the behaviour of the growth function [43]

$$g = \frac{c}{a} \quad (18)$$

as a function of the natural logarithm of the scale factor. It is possible to fit g using a simple parameterization that defines the growth index γ and depends on the relative energy density of dark matter

$$g(a) = g(a_i) \exp \int_{a_i}^a (\rho_c(a) - 1) \frac{da}{a} : \quad (19)$$

The growth function depends on the scale k , the sound speed c_s^2 and the equation of state w . This dependence is embedded in the growth index γ which therefore from now on has to be understood as a function of these parameters. The growth factor

g can be normalized to unity at some $a_i > a_{(m r)}$ deep in the matter dominated epoch where $c = a$. The growth index is normally taken to be a (model dependent) number whose best fitting value for standard gravity and no dark energy perturbations is around 0.55, see equation (1). This result is obtained from the equation

$$\ddot{c} + H \dot{c} - \frac{3}{2}H^2 c = 0; \quad (20)$$

with no dark energy perturbations, instead of the system of second order differential equations that includes x .

It is important to remark that it is not possible to reduce the system (10), (11), (13) and (14) to (20) by setting $x = 0$ or with any particular choice of the parameters. Those equations show that even if the dark energy perturbation is set to zero initially it will be generated at later times. The effect of dark energy perturbations should be included in the analysis of the growth history for consistency. The growth of dark matter perturbations depends not only on w (which already enters in (20) through c and H) but also on the other two parameters appearing explicitly in the differential equations that control the evolution of the perturbations, i.e. k and c_s^2 . The reason for the dependence of the dark matter perturbations on the sound speed of dark energy is clear from the previous discussion and the definition (7). In contrast to equation (20), the dependence on the comoving momentum now appears explicitly as an effect of a non{vanishing speed of sound.

Given the numerical solution for the dark matter perturbation evolution, the definition (19) of the growth index can be used to compute exactly:

$$n = (\ln c)^{-1} \ln \frac{a \dot{c}}{c \dot{a}}; \quad (21)$$

In the next section we will use this equation together with (10), (11), (13) and (14) for obtaining our results. Obviously w will be a function of a and it will depend on k, c_s^2, w and c as well.

In our analysis we consider w in the reasonably broad range ($-1; 0.7$). We choose not to allow the possibility that the equation of state of dark energy can be smaller than -1 . As for k , the values of interest are the ones for which there is large scale structure data on the matter power spectrum [44]. This goes approximately from $0.01h \text{ Mpc}^{-1}$ to $0.2h \text{ Mpc}^{-1}$, including the nonlinear part of the spectrum which becomes so at roughly $0.09h \text{ Mpc}^{-1}$. The scale that corresponds to the Hubble size today is $2.4 \cdot 10^4 \text{ Mpc}^{-1}$ and if we normalize it to $H_0 = 1$, the range of k we will focus on (discarding the nonlinear part of the spectrum) is approximately (30;270) in units of H_0 . Notice that the lower k value roughly gives the position of the baryon acoustic oscillation peak that can be used for constraining the growth index [24]. Finally, regarding the sound speed of dark energy, we restrict c_s^2 to be positive and smaller or equal than unity as currently the bound is very weak [39,45{49].

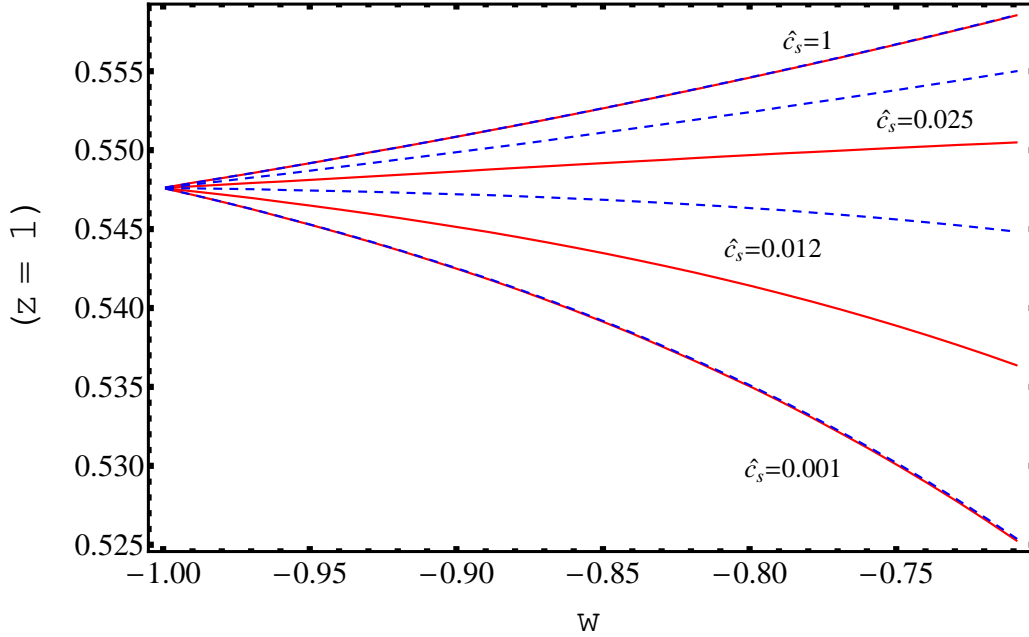


Figure 1: $\Gamma(z = 1)$ as a function of w is shown for four values of \hat{c}_s . Red curves correspond to $k = 0.050 \text{ hM pc}^{-1}$ and blue dashed ones to $k = 0.078 \text{ hM pc}^{-1}$.

4 Results and discussion

In this section we present a combination of numerical results and an analytical formula for the growth index Γ as a function of the relevant cosmological parameters.

In Figure 1 we plot the growth index at $z = 1$ versus w for several values of the speed of sound of dark energy and two different scales. Notice that the curves for the two different values of the comoving momenta coincide for $\hat{c}_s = 1$ and in the limit of very small speed of sound. The figure indicates that the dark energy speed of sound and the scale determine whether Γ grows or decreases as a function w at a given redshift. This is one of the reasons why having a more complete parameterization than (1) is important. Choosing another redshift would have the effect of an overall shift of the emerging point at $w = -1$ together with modifications in the curvatures of the lines.

To gain some insight on the change of the value of Γ from $\hat{c}_s^2 = 1$ to $\hat{c}_s^2 \ll 1$, we observe that, in the limit $\hat{c}_s^2 \rightarrow 0$ and from Equation (12), the dark energy velocity perturbation promptly decays in time. One is left with the following solution for

$$\dot{x} = x_{(m r)} \frac{a^{-3w}}{a_{(m r)}} + (1+w)a^{3w} a^{-3w-1} \frac{Z}{c} \hat{c}_s^2 = 1 \quad da; \quad (22)$$

where the dot stands for differentiation with respect to $\ln a$. As a first approximation, we can solve Equation (22) plugging in the dark matter perturbation $x_c(\hat{c}_s^2 = 1)$ obtained taking $\hat{c}_s^2 = 1$, which for this purpose corresponds to the case

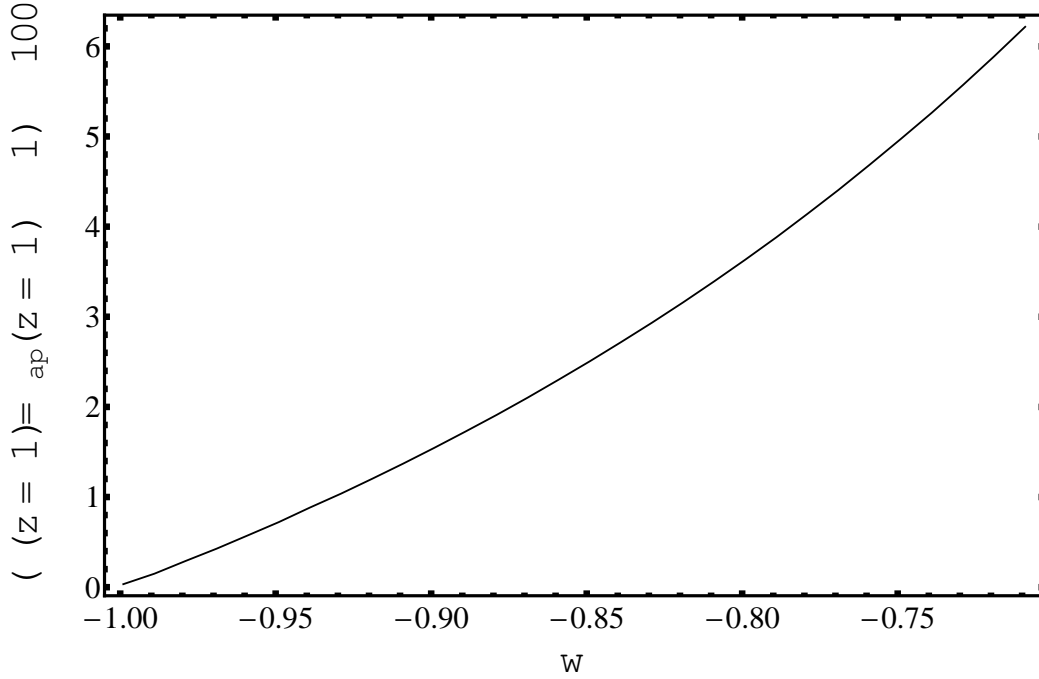


Figure 2: Relative error as a function of w between the exact numerical result for $(z = 1)$ with very small dark energy speed of sound and the approximation $_{ap}$ at the same redshift based on Equations (22) and (10) with zero $_{x}$. The figure has been done for $\hat{c}_s^2 = 10^{-6}$, $\hat{c}_s^0 = 0.30$ and $k = 0.050 \text{ hM pc}^{-1}$.

in which no dark energy perturbations are present. From Equation (10), it is clear that the dark energy perturbations provide an extra source for the dark matter perturbation growth. We then solve numerically Equation (10) with this new known source and $_{x} = 0$. The difference between the true value of $_{x}$ and the one obtained with such an approximation is plotted in Figure 2.

In Figure 3 we show the growth index at $z = 1$ versus $\log_{10} \hat{c}_s$ for different values of the equation of state of dark energy and two scales k . From this plot it is clear that the effect of changing the scale is an overall shift along the $\log_{10} \hat{c}_s$ axis. Notice that the intersecting points for the two sets of lines have the same value of the growth index, $\gamma = 0.547$, which corresponds to the merging point in Figure 1.

The redshift dependence of the growth index has already been studied without taking into account dark energy perturbations [50] concluding that $d\gamma/dz = 0.02$ at $z = 0$; being this value nearly independent of z for a given \hat{c}_s^0 . However, including dark energy perturbations, we find that it is actually the derivative of γ with respect to the scale factor a which is constant. Therefore the redshift dependence of the growth index can be better modeled with a $1/z$ term plus a constant term. We will later see that the growth index actually has an almost constant slope as a function of the scale factor when dark energy perturbations are taken into account.

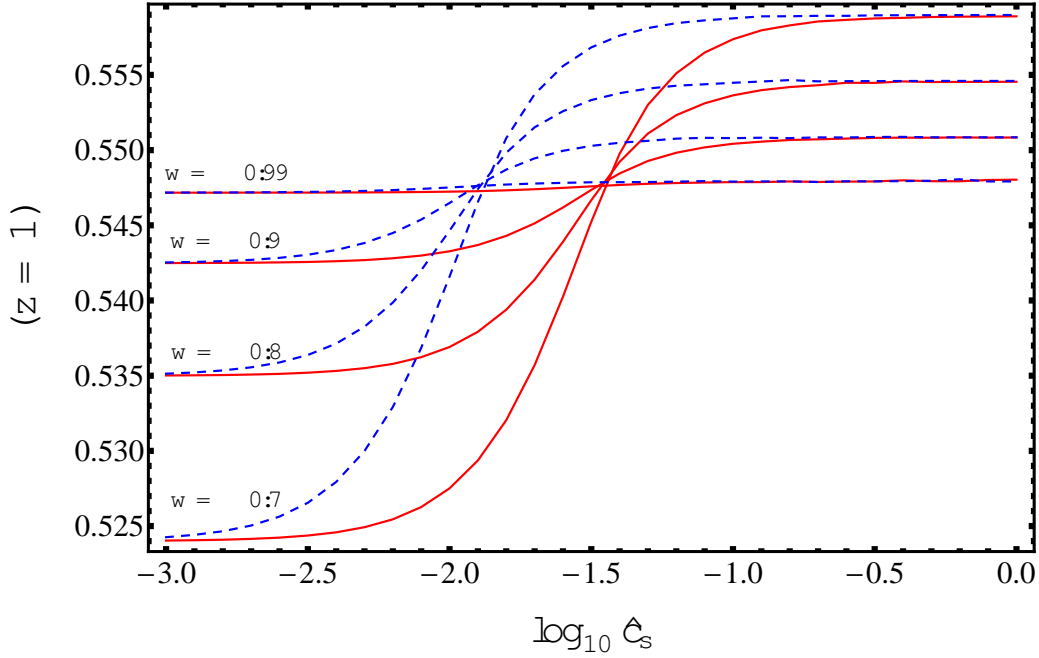


Figure 3: $(n = 1)$ as a function of $\log_{10} \hat{C}_s$ is shown for four values of w . Red curves correspond to $k = 0.03 \text{ hM pc}^{-1}$ and blue dashed ones to $k = 0.08 \text{ hM pc}^{-1}$.

Our next step is to obtain an analytical parameterization of the growth index as a function of the cosmological parameters. We start with the following generic ansatz:

$$\frac{0}{c}; \hat{C}_s; k; w; a = a_{\text{eq}} \frac{0}{c}; \hat{C}_s; k; w + \frac{0}{c}; \hat{C}_s; k; w a_{\text{eq}} \frac{0}{c}; w; \quad (23)$$

where a_{eq} is the value of the scale factor at which "dark equality" ($\rho_c = \rho_x = 1=2$) takes place:

$$a_{\text{eq}} = \frac{1}{\frac{0}{c}} \left(1 - \frac{1}{3w} \right) \quad (24)$$

We want to fit the growth index for a in the interval $[a_{\text{eq}}; 1]$ which approximately corresponds to a redshift $z \in [0; 0.55]$ for the ranges of the equation of state of dark energy and its relative energy density that we consider. Ideally one would wish to be able to use (21) and the equations for the perturbations to infer completely the analytical dependence of $\frac{0}{c}; \hat{C}_s; k; w$ and $\frac{0}{c}; \hat{C}_s; k; w$ in their variables. This turns out to be difficult and we find it efficient to make a numerical fit directly. The generic form (23), which can be viewed as a first order Taylor expansion in the scale factor, is motivated by the nearly zero variation of $d \ln a$. The choice of a_{eq} as the point around which we make the expansion is a convenient one, but the fit could in principle be done taking a model independent value of a as the crucial point. We use the same ansatz to fit $\frac{0}{c}; \hat{C}_s; k; w$, which is the growth index at $a_0 = 1$, and doing so we directly obtain the slope from (23):

$$\frac{0}{c}; \hat{C}_s; k; w = \frac{0}{c} \frac{\text{eq}}{a_{\text{eq}}} \quad (25)$$

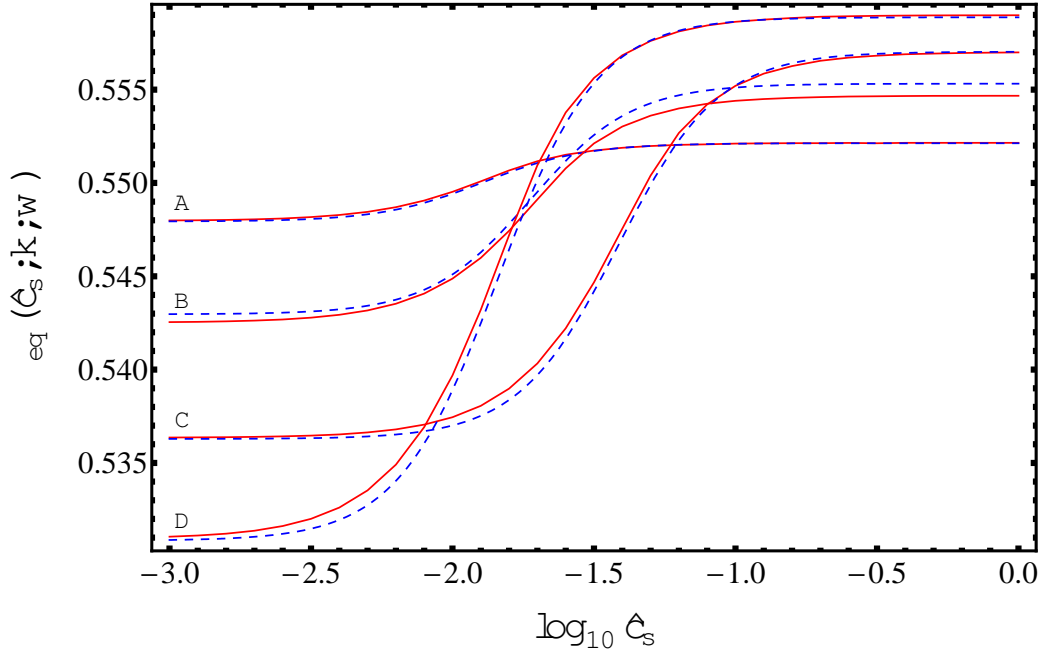


Figure 4: $\text{eq}(\hat{C}_s; k; w)$ versus $\log_{10} \hat{C}_s$ for different combinations of the pair $f_k; w_g$: A = $f_{0.08} h_{Mpc}^{-1}; 0.95g$, B = $f_{0.02} h_{Mpc}^{-1}; 0.7g$, C = $f_{0.04} h_{Mpc}^{-1}; 0.87g$ and D = $f_{0.06} h_{Mpc}^{-1}; 0.75g$. Red lines are the exact numerical result and blue dashed ones the corresponding fits.

In particular, we assume the following parameterization for eq and f_0 :

$$j(\hat{C}_s; k; w) = h_j(w) \tanh(\log_{10} \hat{C}_s - g_j(k)) \frac{r_j(w)}{h_j(w)} + f_j(w); j = \text{eq}; 0g : (26)$$

Notice that we have taken eq and f_0 to be independent of \hat{C}_c^0 and we incorporate this assumption in our notation, so we will refer to $j(\hat{C}_s; k; w)$ from now on. The functions $f_j(w)$, $g_j(k)$, $h_j(w)$ and $r_j(w)$ are polynomials in their variables. It turns out that the fit obtained with this procedure can be importantly improved with the addition of a polynomial correction to eq that depends on \hat{C}_c^0 , so namely:

$$\hat{C}_c^0; \hat{C}_s; k; w; a = \text{eq}(\hat{C}_s; k; w) + \hat{C}_c^0; \hat{C}_s; k; w + \hat{C}_c^0 a a_{\text{eq}} \hat{C}_c^0; w : (27)$$

The set of equations (25), (26) and (27) constitute the full fitting formula for the growth index. The resulting nine polynomials through which the fit can be expressed are the following:

$$f_{\text{eq}}(w) = 4.498 \cdot 10^{-1} - 2.176 \cdot 10^{-1} w + 1.041 \cdot 10^{-1} w^2 + 5.287 \cdot 10^{-2} w^3 + 4.030 \cdot 10^{-2} w^4; (28)$$

$$f_0(w) = 4.264 \cdot 10^{-1} - 3.217 \cdot 10^{-1} w + 2.581 \cdot 10^{-1} w^2 - 5.512 \cdot 10^{-2} w^3 + 1.054 \cdot 10^{-2} w^4; (29)$$

$$g_{\text{eq}}(k) = 5.879 \cdot 10^{-1} \cdot 2.296 \cdot 10^{-2} k + 2.125 \cdot 10^{-4} k^2 + 1.177 \cdot 10^{-6} k^3 + 3.357 \cdot 10^{-10} k^4 + 3.801 \cdot 10^{-12} k^5; \quad (30)$$

$$g_0(k) = 6.401 \cdot 10^{-1} \cdot 2.291 \cdot 10^{-2} k + 2.119 \cdot 10^{-4} k^2 + 1.173 \cdot 10^{-6} k^3 + 3.344 \cdot 10^{-10} k^4 + 3.787 \cdot 10^{-12} k^5; \quad (31)$$

$$h_{\text{eq}}(w) = 1.759 \cdot 10^{-1} + 4.066 \cdot 10^{-1} w + 3.254 \cdot 10^{-1} w^2 + 9.470 \cdot 10^{-2} w^3; \quad (32)$$

$$h_{\text{eq}}(w) = 2.008 \cdot 10^{-1} + 4.644 \cdot 10^{-1} w + 3.713 \cdot 10^{-1} w^2 + 1.076 \cdot 10^{-1} w^3; \quad (33)$$

$$r_{\text{eq}}(w) = 5.158 \cdot 10^{-1} + 1.203w + 9.697 \cdot 10^{-1} w^2 + 2.827 \cdot 10^{-1} w^3; \quad (34)$$

$$r_0(w) = 6.093 \cdot 10^{-1} + 1.435w + 1.1668w^2 + 3.412 \cdot 10^{-1} w^3; \quad (35)$$

$$\left(\frac{0}{c} \right) = 8.037 \cdot 10^{-3} + 4.676 \cdot 10^{-2} \frac{0}{c} + 2.829 \cdot 10^{-1} \left(\frac{0}{c} \right)^2; \quad (36)$$

The truncation of the coefficients above has been done in such a way that the figures in the Letter can be reproduced and that the maximum relative error between the numerical value of and the fitting formula does not exceed 0.2% for any combination of the parameters. In fact, this error turns out to be much smaller for generic choices of the parameters.

In Figure 4 we show $r_{\text{eq}}(\hat{c}_s; k; w)$ versus the decimal logarithm of \hat{c}_s for several combinations of k and w . The red curves represent the exact numerical growth index and the blue dashed lines are the corresponding fits. In Figures 5, 6 and 7 we show $\left(\frac{0}{c}; \hat{c}_s; k; w; a \right)$ versus the scale factor for several values of w , $\frac{0}{c}$ and k respectively, as explained in the captions. The other parameters are kept fixed. The colour code, as in Figure 4, is that the red curves represent the exact numerical growth index and the blue dashed lines are the corresponding fits. These figures are meant to illustrate the goodness of fit for several choices of the parameters.

Equations (25)–(36) offer an analytical expression for the growth index in terms of the relevant cosmological parameters in the case in which dark energy perturbations are present. The case without dark energy perturbations is reproduced by assuming $\hat{c}_s^2 = 1$. The analytical parameterization fits the numerical results in the assumed range of parameters to a precision of 0.2% (in the worst cases) or better for the growth index. Our findings show that \hat{c}_s can vary from 0.55 by an amount as large as 0.03. We have checked that this result holds for any redshift between z_{eq} (at the time of dark equality) and $z = 1$. This difference is of the same order of magnitude of the 68% c.l. forecasted error band. The predicted value of \hat{c}_s may differ by this amount from the value without dark energy perturbations if the speed of sound is tiny and if the equation of state substantially deviates from -1 . This opens up the possibility that a detailed future measurement of the growth factor might help in revealing the presence of dark energy perturbations. Finally, let us reiterate that our results have been obtained under the assumption that \hat{c}_s^2 and w do not evolve in time, at least for mild values of redshift. Furthermore, we have assumed that the dark energy perturbations have no shear.

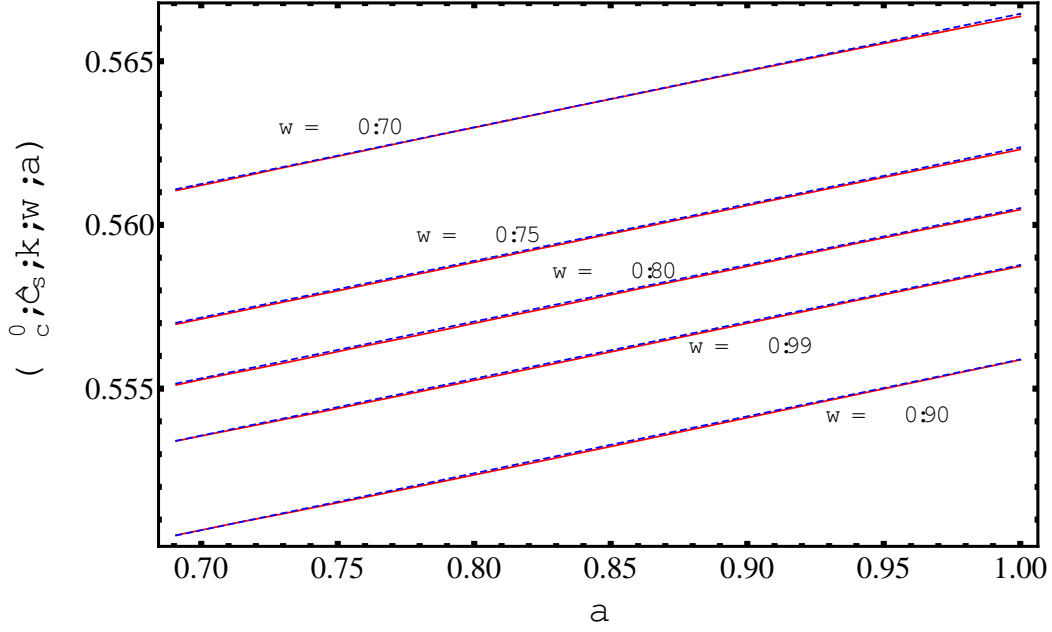


Figure 5: $(c_c^0; c_s; k; w; a)$ versus a for $k = 0.033 \text{ hM pc}^{-1}$, $c_c^0 = 0.27$ and $c_s^2 = 0.01$. Different values of w are chosen as shown in the figure. The red lines are the numerical results from the differential equations and the blue dashed ones are the fits to them.

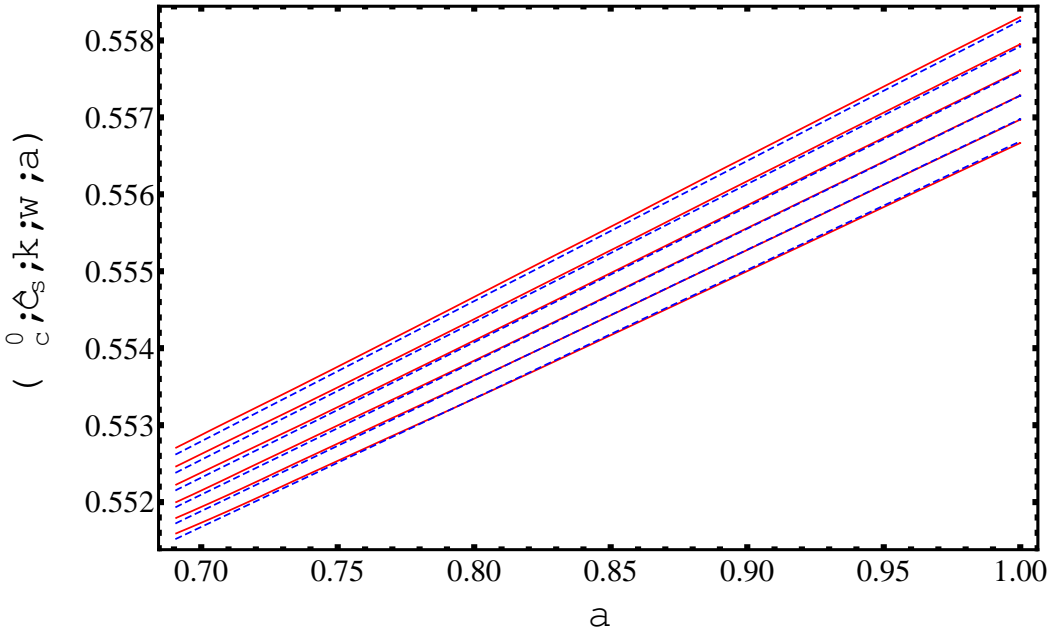


Figure 6: $(c_c^0; c_s; k; w; a)$ versus a for $k = 0.03 \text{ hM pc}^{-1}$, $w = 0.92$ and $c_s^2 = 0.0036$. The value of c_c^0 runs between 0.25 and 0.30 in steps of 0.01 from top to bottom of the figure. The red lines are the numerical results from the differential equations and the blue dashed ones are the fits to them.

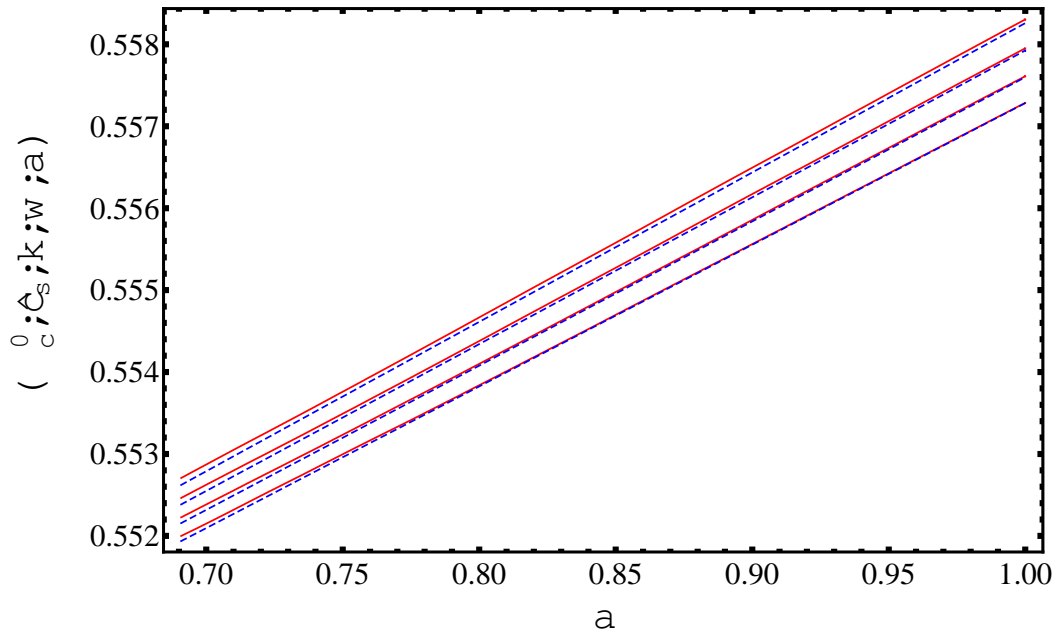


Figure 7: $\Omega_c \dot{c}_s / k; w; a$ versus a for $w = 0.80$, $\dot{c}_s^2 = 0.01$ and $\Omega_c = 0.27$. The scale k in units of $h M pc^{-1}$ takes the values $0.023; 0.027; 0.037; 0.067$ from bottom to top of the figure. The red lines are the numerical results from the differential equations and the blue dashed ones are the fits to them.

Acknowledgments

This work has received financial support from the Spanish Ministry of Education and Science through the research project FPA 2004-02015; by the Comunidad de Madrid through project P-ESP-00346; by a Marie Curie Fellowship of the European Community under contract MEST-CT-2005-020238-EUROTHEPY; by the European Commission under contracts MRTN-CT-2004-503369 and MRTN-CT-2006-035863 (Marie Curie Research and Training Network "UniverseNet") and by the Comunidad de Madrid and the European Social Fund through a FPI contract. Guillermo Ballesteros thanks the hospitality of the Theory Division at CERN.

References

- [1] P. Astier et al., "The Supernova Legacy Survey: Measurement of Ω_M , Ω_b , and w from the First Year Data Set," *Astron. Astrophys.*, vol. 447, pp. 31-48, 2006, astro-ph/0510447.
- [2] C. Armendariz-Picon, V. F. Mukhanov, and P. J. Steinhardt, "A dynamical solution to the problem of a small cosmological constant and late-time cosmic acceleration," *Phys. Rev. Lett.*, vol. 85, pp. 4438-4441, 2000, astro-ph/0004134.

- [3] E. J. Copeland, M. Sami, and S. Tsujikawa, "Dynamics of dark energy," *Int. J. Mod. Phys.*, vol. D 15, pp. 1753{1936, 2006, hep-th/0603057.
- [4] S. M. Carroll, V. Duvvuri, M. Trodden, and M. S. Turner, "Is cosmic speed-up due to new gravitational physics?," *Phys. Rev.*, vol. D 70, p. 043528, 2004, astro-ph/0306438.
- [5] G. R. Dvali, G. Gabadadze, and M. Porrati, "4D gravity on a brane in 5D Minkowski space," *Phys. Lett.*, vol. B 485, pp. 208{214, 2000, hep-th/0005016.
- [6] L. Knox, Y.-S. Song, and J. A. Tyson, "Two windows on acceleration and gravitation: Dark energy or new gravity?," 2005, astro-ph/0503644.
- [7] K. Koyama and R. M. Aartens, "Structure formation in the DGP cosmological model," *JCAP*, vol. 0601, p. 016, 2006, astro-ph/0511634.
- [8] K. Koyama, "Structure formation in modified gravity models alternative to dark energy," *JCAP*, vol. 0603, p. 017, 2006, astro-ph/0601220.
- [9] M. Kunz and D. Sapone, "Dark energy versus modified gravity," *Phys. Rev. Lett.*, vol. 98, p. 121301, 2007, astro-ph/0612452.
- [10] J.-P. Uzan, "The acceleration of the universe and the physics behind it," *Gen. Rel. Grav.*, vol. 39, pp. 307{342, 2007, astro-ph/0605313.
- [11] S. M. Carroll, I. Sawicki, A. Silvestri, and M. Trodden, "Modified-Source Gravity and Cosmological Structure Formation," *New J. Phys.*, vol. 8, p. 323, 2006, astro-ph/0607458.
- [12] E. Bertschinger, "On the Growth of Perturbations as a Test of Dark Energy," *Astrophys. J.*, vol. 648, pp. 797{806, 2006, astro-ph/0604485.
- [13] E. V. Linder and R. N. Cahn, "Parameterized Beyond-Einstein Growth," *Astropart. Phys.*, vol. 28, pp. 481{488, 2007, astro-ph/0701317.
- [14] S. Tsujikawa, "Matter density perturbations and effective gravitational constant in modified gravity models of dark energy," *Phys. Rev.*, vol. D 76, p. 023514, 2007, 0705.1032.
- [15] V. Acquaviva and L. Verde, "Observational signatures of Jordan-Brans-Dicke theories of gravity," *JCAP*, vol. 0712, p. 001, 2007, 0709.0082.
- [16] B. Jain and P. Zhang, "Observational Tests of Modified Gravity," 2007, 0709.2375.
- [17] H. Wei and S. N. Zhang, "How to Distinguish Dark Energy and Modified Gravity?," 2008, 0803.3292.
- [18] H. Wei, "Growth Index of DGP Model and Current Growth Rate Data," *Phys. Lett.*, vol. B 664, pp. 1{6, 2008, 0802.4122.

- [19] H. Zhang, H. Yu, H. Noh, and Z.-H. Zhu, "Probing the nature of cosmic acceleration," 2008, 0806.4082.
- [20] E. Bertschinger and P. Zukin, "Distinguishing Modified Gravity from Dark Energy," 2008, 0801.2431.
- [21] E. V. Linder, "Cosmic growth history and expansion history," *Phys. Rev.*, vol. D 72, p. 043529, 2005, astro-ph/0507263.
- [22] D. Huterer and E. V. Linder, "Separating dark physics from physical darkness: Minimalist modified gravity vs. dark energy," *Phys. Rev.*, vol. D 75, p. 023519, 2007, astro-ph/0608681.
- [23] L. Amendola, M. Kunz, and D. Sapone, "Measuring the dark side (with weak lensing)," *JCAP*, vol. 0804, p. 013, 2008, 0704.2421.
- [24] D. Sapone and L. Amendola, "Constraining the growth factor with baryon oscillations," 2007, 0709.2792.
- [25] S. Nesseris and L. Perivolaropoulos, "Testing Λ CDM with the Growth Function (a): Current Constraints," *Phys. Rev.*, vol. D 77, p. 023504, 2008, 0710.1092.
- [26] O. Dore et al., "Testing Gravity with the CFHTLS-Wide Cosmic Shear Survey and SDSS LRGs," 2007, 0712.1599.
- [27] A. Mantz, S. W. Allen, H. Ebeling, and D. Rapetti, "New constraints on dark energy from the observed growth of the most X-ray luminous galaxy clusters," 2007, 0709.4294.
- [28] C. Di Porto and L. Amendola, "Observational constraints on the linear fluctuation growth rate," *Phys. Rev.*, vol. D 77, p. 083508, 2008, 0707.2686.
- [29] K. Yamamoto, D. Parkinson, T. Hamana, R. C. Nichol, and Y. Suto, "Optimizing future imaging survey of galaxies to confront dark energy and modified gravity models," *Phys. Rev.*, vol. D 76, p. 023504, 2007, 0704.2949.
- [30] A. F. Heavens, T. D. Kitching, and L. Verde, "On model selection forecasting, dark energy and modified gravity," 2007, astro-ph/0703191.
- [31] V. Acquaviva, A. Hajian, D. N. Spergel, and S. Das, "Next Generation Redshift Surveys and the Origin of Cosmic Acceleration," 2008, 0803.2236.
- [32] A. Refregier and t. D. collaboration, "The Dark Universe Explorer (DUNE): Proposal to ESA's Cosmic Vision," 2008, 0802.2522.
- [33] G. W. Gibbons, "Cosmological evolution of the rolling tachyon," *Phys. Lett.*, vol. B 537, pp. 1{4, 2002, hep-th/0204008.

- [34] J. K. Erickson, R. R. Caldwell, P. J. Steinhardt, C. Armendariz-Picon, and V. F. Mukhanov, "Measuring the speed of sound of quintessence," *Phys. Rev. Lett.*, vol. 88, p. 121301, 2002, astro-ph/0112438.
- [35] S. DeDeo, R. R. Caldwell, and P. J. Steinhardt, "Effects of the sound speed of quintessence on the microwave background and large scale structure," *Phys. Rev.*, vol. D 67, p. 103509, 2003, astro-ph/0301284.
- [36] B. A. Bassett, M. Kunz, D. Parkinson, and C. Ungarelli, "Condensate cosmology – Dark energy from dark matter," *Phys. Rev.*, vol. D 68, p. 043504, 2003, astro-ph/0211303.
- [37] H. Sandvik, M. Tegmark, M. Zaldarriaga, and I. Waga, "The end of unified dark matter?," *Phys. Rev.*, vol. D 69, p. 123524, 2004, astro-ph/0212114.
- [38] L. M. G. Beca, P. P. Avelino, J. P. M. de Carvalho, and C. J. A. P. Martins, "The Role of Baryons in Unified Dark Matter Models," *Phys. Rev.*, vol. D 67, p. 101301, 2003, astro-ph/0303564.
- [39] R. Bean and O. Dore, "Probing dark energy perturbations: the dark energy equation of state and speed of sound as measured by WMAP," *Phys. Rev.*, vol. D 69, p. 083503, 2004, astro-ph/0307100.
- [40] L. Amendola, F. Finelli, C. Burigana, and D. Carturan, "WMAP and the Generalized Chaplygin Gas," *JCAP*, vol. 0307, p. 005, 2003, astro-ph/0304325.
- [41] M. Kunz and D. Sapone, "Crossing the phantom divide," *Phys. Rev.*, vol. D 74, p. 123503, 2006, astro-ph/0609040.
- [42] C. P. Ma and E. Bertschinger, "Cosmological perturbation theory in the synchronous and conformal Newtonian gauges," *Astrophys. J.*, vol. 455, pp. 7{25, 1995, astro-ph/9506072.
- [43] L. M. Wang and P. J. Steinhardt, "Cluster Abundance Constraints on Quintessence Models," *Astrophys. J.*, vol. 508, pp. 483{490, 1998, astro-ph/9804015.
- [44] M. Tegmark et al., "Cosmological Constraints from the SDSS Luminous Red Galaxies," *Phys. Rev.*, vol. D 74, p. 123507, 2006, astro-ph/0608632.
- [45] J. Weller and A. M. Lewis, "Large Scale Cosmic Microwave Background Anisotropies and Dark Energy," *Mon. Not. Roy. Astron. Soc.*, vol. 346, pp. 987{993, 2003, astro-ph/0307104.
- [46] S. Hannestad, "Constraints on the sound speed of dark energy," *Phys. Rev.*, vol. D 71, p. 103519, 2005, astro-ph/0504017.
- [47] J.-Q. Xia, Y.-F. Cai, T.-T. Qiu, G.-B. Zhao, and X. Zhang, "Constraints on the sound speed of dynamical dark energy," 2007, astro-ph/0703202.

- [48] D . F . M ota, J . R . K ristiansen, T . K oivisto, and N . E . G roeneboom , \C on-
straining D ark E nergy A nisotropic Stress," 2007, 0708.0830.
- [49] A . T orres-R odriguez, C . M . C ress, and K . M oodley, \C ovariance of dark
energy param eters and sound speed constraints from large H I surveys," 2008,
0804.2344.
- [50] D . P olarski and R . G annouji, \O n the grow th of linear perturbations," Phys.
Lett., vol. B 660, pp. 439{443, 2008, 0710.1510.