

New physics at a Super Flavor Factory

Thomas E. Browder*

Department of Physics, University of Hawaii, Honolulu, Hawaii 96822, USA

Tim Gershon†

Department of Physics, University of Warwick, Coventry CV4 7AL, United Kingdom

Dan Pirjol‡

National Institute for Physics and Nuclear Engineering, Department of Particle Physics, 077125 Bucharest, Romania

Amarjit Soni§

Physics Department, Brookhaven National Laboratory, Upton, New York 11973, USA

Jure Zupan||

Theory Division, Department of Physics, CERN, CH-1211 Geneva 23, Switzerland; Faculty of Mathematics and Physics, University of Ljubljana, Jadranska 19, 1000 Ljubljana, Slovenia; and J. Stefan Institute, Jamova 39, 1000 Ljubljana, Slovenia

(Published 29 December 2009)

The potential of a Super Flavor Factory (SFF) for searches of new physics is reviewed. While very high luminosity B physics is assumed to be at the core of the program, its scope for extensive charm and τ studies are also emphasized. The possibility to run at the $Y(5S)$ is also discussed; in principle, this could provide very clean measurements of B_s decays. The strength and reach of a SFF are most notably due to the possibility of examining an impressive array of very clean observables. The angles and the sides of the unitarity triangle can be determined with unprecedented accuracy. These serve as a reference for new physics (NP) sensitive decays such as $B^+ \rightarrow \tau^+ \nu_\tau$, and penguin dominated hadronic decay modes, providing tests of generic NP scenarios with an accuracy of a few percent. Besides very precise studies of direct and time dependent CP asymmetries in radiative B decays and forward-backward asymmetry studies in $B \rightarrow X_s \ell^+ \ell^-$ and numerous null tests using B , charm, and τ decays are also likely to provide powerful insights into NP. The dramatic increase in luminosity at a SFF will also open up entirely new avenues for probing NP observables, e.g., by allowing sensitive studies using theoretically clean processes such as $B \rightarrow X_s \nu \bar{\nu}$. The SFF is envisioned to be a crucial tool for essential studies of flavor in the CERN Large Hadron Collider era and will extend the reach of the Large Hadron Collider in many important ways.

DOI: [10.1103/RevModPhys.81.1887](https://doi.org/10.1103/RevModPhys.81.1887)

PACS number(s): 11.30.Er, 11.30.Hv, 12.60.-i, 12.15.-y

CONTENTS

I. Introduction	1888	3. Flavor violation in the generic $\tan \beta$ scenario	1900
II. Design Issues	1890	4. Large $\tan \beta$ regime	1901
A. Machine design considerations	1890	E. Models of warped extra dimensions	1901
B. Detector design considerations	1892	F. Light Higgs searches	1902
III. New Physics and Super Flavor Factory	1892	G. Flavor signals and correlations	1903
A. Effective weak Hamiltonian	1893	IV. Direct Measurements of Unitarity Triangle Angles	1903
B. Minimal flavor violation	1894	A. Measuring β	1904
C. Two-Higgs doublet models	1896	B. Measuring γ	1906
D. Minimal supersymmetric standard model	1898	1. γ from $B \rightarrow DK$	1906
1. Flavor violation in SUSY	1899	2. $\sin(2\beta + \gamma)$	1907
2. Constraints on the MSSM parameter space	1899	C. Measuring α	1907
		1. $B \rightarrow \pi\pi$	1908
		2. $B \rightarrow \rho\rho$	1908
		3. $B \rightarrow \rho\pi$	1909
		V. Sides of the Triangle	1910
		A. Determination of $ V_{cb} $	1910
		B. Determination of $ V_{ub} $	1911
		C. Determination of $ V_{td} $ and $ V_{ts} $ from loop processes	1912
		VI. Time Dependent CP Asymmetry in Penguin	

*teb@phys.hawaii.edu

†T.J.Gershon@warwick.ac.uk

‡pirjol@mac.com

§soni@quark.phy.bnl.gov

||jure.zupan@ijs.si

Dominated Modes	1913
A. Theoretical estimates for ΔS_f	1914
B. Theoretically cleanest modes	1914
C. Comparison with SM value of $\sin 2\beta$	1914
D. Experimental prospects	1915
VII. Null Tests of the SM	1915
A. Isospin sum rules in $B \rightarrow K\pi$	1915
B. $b \rightarrow ss\bar{d}$ and $b \rightarrow dd\bar{s}$ decays	1916
C. CP asymmetry in $\pi^+\pi^0$	1916
D. Semi-inclusive hadronic B decays	1916
E. Transverse τ polarization in semileptonic decays	1917
VIII. Rare $b \rightarrow s\gamma$ and $b \rightarrow s\ell^+\ell^-$ Decays	1917
A. $B \rightarrow X_{s/d}\gamma$ decays	1917
1. Inclusive $B \rightarrow X_{s/d}\gamma$ decays	1917
2. Exclusive $B \rightarrow V\gamma$ decays	1919
3. Photon polarization in $b \rightarrow s\gamma$	1920
B. $B \rightarrow X_{s/d}\ell^+\ell^-$ and $B \rightarrow X_{s/d}\nu\bar{\nu}$ decays	1922
1. Inclusive $B \rightarrow X_s\ell^+\ell^-$ decays	1922
2. Exclusive $B \rightarrow X_s\ell^+\ell^-$ and $B \rightarrow X_s\nu\bar{\nu}$ decays	1923
C. Constraints on CKM parameters	1925
IX. B_s^0 Physics at $Y(5S)$	1927
A. $B_s^0\text{-}\bar{B}_s^0$ mixing parameters	1927
B. Rare decays	1928
C. Improved determinations of V_{td}/V_{ts} and V_{ub}	1928
X. Charm Physics	1928
XI. NP Tests in the Tau Lepton Sector	1930
A. Searches for lepton flavor violation	1930
B. Tests of lepton flavor universality in tau decays	1932
C. CP violation in the τ system	1933
XII. Comparison of a Super Flavor Factory with LHCb	1933
XIII. Summary	1934
Acknowledgments	1935
References	1935

I. INTRODUCTION

The term *flavor* was first used in particle physics in the context of the quark model of hadrons. It was coined in 1971 by Murray Gell-Mann and his student at the time, Harald Fritzsch, at a Baskin-Robbins ice-cream store in Pasadena. Just as ice cream has both color and flavor so do quarks (Fritzsch, 2008).

Flavor physics denotes physics of transitions between the three generations of standard model (SM) fermions. With the CERN Large Hadron Collider (LHC) startup around the corner, why should one pay attention to these low energy phenomena? For one thing, flavor physics can probe new physics (NP) through off-shell corrections before the NP particles themselves are produced in energy frontier experiments. As a historic example, the existence of the charm quark was predicted from the suppression of $K_L \rightarrow \mu^+\mu^-$ before its discovery (Glashow *et al.*, 1970), while its mass was successfully predicted from Δm_K (Gaillard and Lee, 1974). Flavor physics is also intimately connected with the origin of fermion masses. In the limit of vanishing masses the flavor physics is trivial—no intergenerational transitions occur since weak and mass eigenbases trivially coincide. It is only the mismatch of weak and mass eigenbases (or the mismatch between the bases in which gauge and

Yukawa terms are diagonal) that makes flavor physics interesting. In the quark sector of SM this mismatch is described by a single unitary matrix, the Cabibbo-Kobayashi-Maskawa (CKM) matrix (Cabibbo, 1963; Kobayashi and Maskawa, 1973). Finally, CP violation is closely related to flavor physics. A strong argument for the existence of new sources of CP violation is that the CKM mechanism is unable to account for the observed baryon asymmetry of the Universe (BAU) through baryogenesis (Gavela *et al.*, 1994). This points at NP with new sources of CP violation in either the quark or the lepton sector [the latter potentially related to the BAU via leptogenesis (Uhlig, 2007)]. It is therefore important to investigate the BAU by studying CP violation in both quark and lepton sectors.

In the past ten years, due to the spectacular performance of the two B factories, a milestone in our understanding of CP violation phenomena was reached. For the first time, detailed experiments, BaBar (Aubert *et al.*, 2002) and Belle (Abashian *et al.*, 2002), provided confirmation of the CKM paradigm of CP violation. The Kobayashi-Maskawa model of CP violation (Kobayashi and Maskawa, 1973), based on three families and a single CP -odd phase, is able to account for the observed CP violation in the B system, as well as that in the K system, to an accuracy of about 20%, as shown in Fig. 1 (Charles *et al.*, 2005; Bona *et al.*, 2006b, 2007b; Lunghi and Soni, 2007). The impressive gain in precision on CKM constraints that is expected at a Super Flavor Factory (SFF) is also shown in Fig. 1.

While we celebrate this agreement it is important to note that increasing the accuracy of CKM tests brings more than just an increased knowledge of fundamental CKM parameters. Once NP particles are observed at LHC, flavor physics observables will provide a set of independent constraints on the NP Lagrangian. These constraints are complementary to the measurements that are performed in high p_T processes, i.e., they provide a complementary constraint on the combination of couplings, mixing angles, and NP masses and become much more powerful once NP mass spectra are already measured. However, to be relevant for TeV processes, high precision is needed. But how precise is precise enough? The answer depends on the NP flavor changing couplings. Taking as a conservative benchmark the case of minimally flavor violating NP that has couplings to SM fermions comparable to weak gauge couplings, the present results from B factories allow for masses of NP particles below ~ 100 GeV. After completion of the SFF program this limit would be pushed to ~ 600 GeV (Browder *et al.*, 2007; Bona *et al.*, 2008), illustrating the complementarity of LHC and SFF reach.¹

¹Note that the generic minimal flavor violation (MFV) scenario of weakly coupled NP is not the most conservative scenario. The SFF constraint can be avoided if couplings to SM fermions are further suppressed [see, e.g., Grossman *et al.* (2007)].

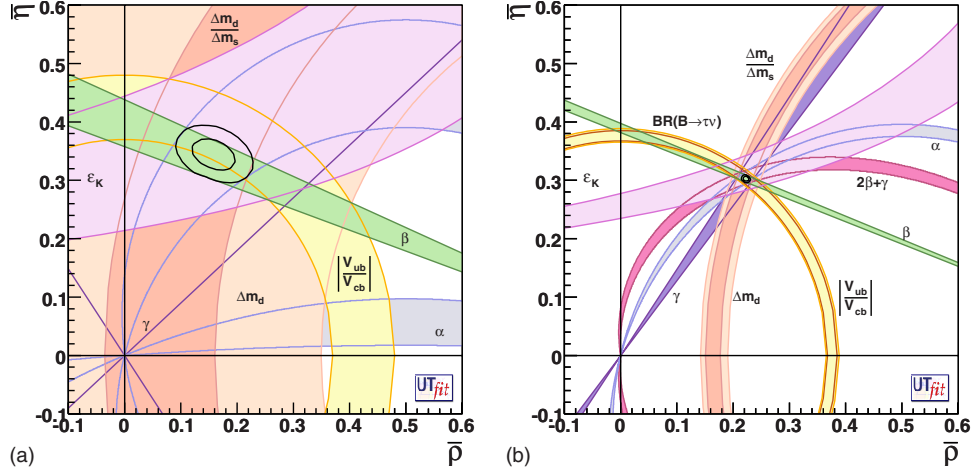


FIG. 1. (Color online) 95% confidence level constraints on parameters $\bar{\rho}$ and $\bar{\eta}$ in the Wolfenstein parametrization of the CKM matrix. Left, present constraints; right, with errors shrunk to the size expected at a SFF while tuning central values to have compatible constraints. From [Browder *et al.*, 2008](#).

We now elaborate more on this important point. The NP constraints depend on both NP couplings to SM quarks and the NP masses and the two cannot be disentangled. Important sets of flavor physics observables useful for NP searches are those from processes that proceed through flavor changing neutral currents. These are loop suppressed in the SM, and hence NP contributions are easier to detect than in charged flavor changing transitions that occur at tree level in the SM. We take as an explicit example the corrections to the $\Delta F=2$ processes, i.e., to $K^0-\bar{K}^0$, $B^0-\bar{B}^0$, and $B_s^0-\bar{B}_s^0$ mixings. The corresponding SM weak Hamiltonian has the form

$$\mathcal{H}_{\text{eff}} = \frac{1}{4} \frac{C_0}{\Lambda_0^2} (V_{ii}^* V_{ij})^2 [\bar{d}_{Li} \gamma_\mu d_{Lj}]^2, \quad (1)$$

where C_0 is a Wilson coefficient that is of order $O(1)$, $\Lambda_0 = 4\pi m_W/g^2 \approx 2.5$ TeV is the appropriate scale for a loop suppressed SM process, and $d_{i,j}$ are the down quark fields d, s, b . For simplicity we also assume that NP leads to the effective operator with the same Dirac structure as in the SM, so

$$\mathcal{H}_{\text{eff}}^{\text{NP}} = (C_{\text{NP}}/\Lambda_{\text{NP}}^2) [\bar{d}_{Li} \gamma_\mu d_{Lj}]^2. \quad (2)$$

If NP couplings do not have any flavor structure, then $C_{\text{NP}} \sim O(1)$, while Λ_{NP} corresponds roughly to the NP particles' masses if these are exchanged at tree level. In this case the NP masses are well above the weak scale. For instance, present measurements exclude $O(1)$ corrections to the $B^0-\bar{B}^0$ mixing, from which

$$\begin{aligned} B^0-\bar{B}^0 \text{ mix.}: & \underbrace{(V_{tb}^* V_{td})^2}_{\sim 1 \sim \lambda^3} \frac{1}{4\Lambda_0^2} > \frac{C_{\text{NP}}}{\Lambda_{\text{NP}}^2} \\ \Rightarrow & \Lambda_{\text{NP}} \gtrsim 500 \text{ TeV}. \end{aligned} \quad (3)$$

For $B_s^0-\bar{B}_s^0$ and $K^0-\bar{K}^0$ mixing the corresponding Λ_{NP} scales are 100 TeV and 10^4 TeV, respectively. The fact

that these scales are much larger than the weak scale of $\sim m_W$ is known as the NP flavor problem.

If new physics particles with mass M are exchanged at tree level with $O(1)$ coupling constants, then $\Lambda_{\text{NP}} \sim M$. This excludes new physics with general flavor violation structure at the energies accessible at the LHC. This conclusion holds even if new physics particles are exchanged only at one-loop order, where $\Lambda_{\text{NP}} \sim 4\pi M/g_{\text{NP}}^2$. For $g_{\text{NP}} \sim g$ even the weakest bound from the $B_s^0-\bar{B}_s^0$ system still leads to new physics particles with masses $\gtrsim 7$ TeV.

In other words, if the hierarchy problem of the standard model is resolved by adding more particles near the electroweak scale, this extended sector must have a non-generic flavor structure. Having completely flavor blind new physics is unnatural since the SM already contains flavor violation in the Yukawa couplings. The minimal possibility for the NP contribution of Eq. (2) is that the NP flavor violation comes only from the SM Yukawa couplings. This is the assumption underlying MFV (see Sec. III.B). The NP contribution of Eq. (2) then obeys the same CKM hierarchy as the SM contribution of Eq. (1) and can be rewritten as

$$\tilde{\mathcal{H}}_{\text{eff}}^{\text{NP}} = (\tilde{C}_{\text{NP}}/\Lambda_{\text{NP}}^2) (V_{ii}^* V_{ij})^2 [\bar{d}_{Li} \gamma_\mu d_{Lj}]^2. \quad (4)$$

In this case not observing $O(1)$ effects from NP in the flavor transitions translates to $\Lambda_{\text{NP}} \gtrsim \Lambda_0 \approx 2.5$ TeV. If NP contributions are loop suppressed (as those from the SM are), then this bound translates to a relatively weak bound $M \gtrsim m_W$ (if $g_{\text{NP}} \sim g$).

We see that in this minimal scenario, where no new mechanisms of flavor violation beyond those already present in the SM are introduced in the NP sector of the theory, one requires precision measurements of B physics observables to have results that are complementary to the measurements of NP spectrum at the LHC. In particular, as mentioned, taking $g_{\text{NP}} \sim g$ with NP contributing at one loop then SFF precision translates to a

bound on NP masses of around 600 GeV (Bona *et al.*, 2008; Browder *et al.*, 2008).

Another powerful probe of NP effects is the measurement of CP violating observables. Extensions of the SM generically lead to new sources of CP -odd phases and/or new sources of flavor breaking [for a review see, e.g., Atwood *et al.* (2001)]. An elementary example is provided by the SM itself. While a two-generation version of the SM does not exhibit CP violation, a single CP -odd phase in the CKM matrix occurs very naturally as a consequence of the third quark family. Beyond the SM the existence of new CP -odd phases can be seen explicitly in specific extensions such as the two Higgs doublet models (Lee, 1973; Weinberg, 1976), the left-right symmetric model (Mohapatra and Pati, 1975; Kiers *et al.*, 2002), low energy supersymmetry (SUSY) (Grossman *et al.*, 1998), or models with warped extra dimensions (Agashe *et al.*, 2004, 2005).

Furthermore, while B -factory results have now established that the CKM paradigm works to good accuracy, as more data have been accumulated some possible indications of deviations from the SM have emerged. These include the small “tension” between the direct and indirect determinations of $\sin 2\beta$, as shown in Fig. 1 (Charles *et al.*, 2005; Bona *et al.*, 2006b, 2008; Lunghi and Soni, 2007), as well as the trend for $\sin 2\beta$ from hadronic $b \rightarrow s$ penguin dominated decays to be below that from $b \rightarrow c$ tree dominated decays. While these measurements do not yet show compelling evidence for NP, the results are quite intriguing. It is also noteworthy that the discrepancy between $\sin 2\beta$ from penguin dominated modes and from the indirect determination (i.e., from the SM fit) is larger (Lunghi and Soni, 2007). Several other measurements in penguin dominated decays show possible indications of NP that are, unfortunately, obscured by hadronic uncertainties. Whether or not the currently observed effects are due to the intervention of NP, this illustrates that these processes provide a sensitive tool to search for NP. Thus, it is all the more important to focus on theoretically clean observables, for which hadronic uncertainties cannot cloud the interpretation of possible NP signals. In most cases this requires a significant increase in statistics and therefore will only be possible at a SFF.

A key strength of a SFF is that it offers the opportunity to examine a vast array of observables that allow a wide range of tests of the SM and sensitively probe many NP models. In order to achieve this core physics program, it will be necessary to accumulate 50 to 100 ab^{-1} of integrated luminosity after a few years of running, corresponding to an increase of nearly two orders of magnitude over the final data samples available at the current B factories. It is important to stress that not only will a SFF enable exciting B physics, it will also provide over 5×10^{10} charm hadron and τ lepton pairs, enabling powerful studies of NP effects in the up-type quark and lepton sectors. The breadth of precision tests in a wide range of clean observables that are good probes of NP is an important aspect of the SFF proposal.

While expectations for the SFF performance are based on the successes of the current B factories, it is important to emphasize that the large increase in statistics will provide a step change in the physics goals and in NP sensitivity. The program will include not only much more precise studies of NP-sensitive observables for which initial studies have already been carried out (e.g., $b \rightarrow sg$, $b \rightarrow s\gamma$, and $b \rightarrow s\ell^+\ell^-$ penguin dominated processes) but also channels that have either barely been seen or which, at their SM expectations, are beyond the capabilities of current experiments (e.g., $b \rightarrow d$ penguin dominated processes and $b \rightarrow s\nu\bar{\nu}$ decays). Clean studies of several inclusive processes will become possible for the first time. Furthermore, for some channels with very small SM expectations, positive searches would provide unambiguous NP signals (e.g., lepton flavor violating τ decays, CP violation in charm mixing, and/or decays, and $b \rightarrow dd\bar{s}$ decays). These provide examples of numerous “null tests” (Gershon and Soni, 2007) that are accessible to a SFF. It is notable that much of the SFF program will use the recoil analysis technique, which takes advantage of the $e^+e^- \rightarrow Y(4S) \rightarrow B\bar{B}$ production chain to provide kinematic constraints on unreconstructed particles. This is important since it allows measurement of theoretically clean processes with typically low experimental backgrounds.

In Sec. II we provide a discussion of design issues for the new machine(s); Sec. III presents a review of NP effects in flavor changing neutral current (FCNC) processes. For illustration we discuss three classes of NP scenarios that are very popular: MFV, minimal supersymmetric standard model, and models of warped extra dimensions. We then discuss (Sec. IV) the prospects for improved determinations of the angles of the unitarity triangle (UT) by “direct measurements” through the cleanest methods that have been devised so far. Section V reviews determining the sides of the UT. We then discuss the time dependent CP asymmetry measurements in penguin dominated modes (Sec. VI) that have been the focus of much attention in the past few years, followed by a section on null tests (Sec. VII). Section VIII is devoted to the powerful radiative B decays; here we discuss both on-shell photonic $b \rightarrow s\gamma$ and $b \rightarrow s\ell^+\ell^-$ in several different manifestations. Section IX presents highlights of B_s^0 physics possibilities at a SFF. Sections X and XI deal with charm and τ physics potential of a SFF. Section XII discusses how the SFF and LHCb efforts complement each other in important ways and Sec. XIII is the summary.

II. DESIGN ISSUES

A. Machine design considerations

Recently two different designs for a SFF have emerged. The SuperKEKB design (Hashimoto *et al.*, 2004) is an upgrade of the existing KEKB accelerator with expected peak instantaneous luminosity of $8 \times 10^{35} \text{ cm}^{-2} \text{ s}^{-1}$. This is achieved by increasing the beam

TABLE I. Comparison of some key parameters of the SuperKEKB (Hashimoto *et al.*, 2004) and SuperB (Bona *et al.*, 2007b) designs.

Parameter	SuperKEKB	SuperB
Beam energies (e^+/e^- , GeV)	3.5/8	4.0/7.0
Beam currents (e^+/e^- , A)	9.4/4.1	2.3/1.3
Bunch size (σ_x^*/σ_y^* , nm)	42000/367	5700/35
Bunch length (σ_z , mm)	3	6
Emittance (ϵ_x/ϵ_y , nm rad)	9/0.045	1.6/0.004
Beta function at IP (β_x^*/β_y^* , mm)	200/3	20/0.3
Peak luminosity (10^{36} cm 2 s $^{-1}$)	0.8	>1
Wall power (MW)	83	17

currents while reducing the beam sizes and improving the specific luminosity with crab cavities that provide the benefits of effective head-on collisions with a nonzero crossing angle (Oide and Yokoya, 1989; Ohmi *et al.*, 2004; T. Abe *et al.*, 2007b). While this is a conventional upgrade scenario, it presents several challenges, particularly related to higher order mode heating, collimation, and coherent synchrotron radiation. Much effort has gone into understanding and solving these problems including prototypes [for a detailed discussion, see Hashimoto *et al.* (2004)].

The SuperB design (Bona *et al.*, 2007b) uses a completely different approach to achieve a peak instantaneous luminosity in excess of 10^{36} cm $^{-2}$ s $^{-1}$. The basic idea is that high luminosity is achieved through reduction in the vertical beam size by more than one order of magnitude rather than by increasing the currents. With such small emittance beams, a large crossing angle (Pawinski, 1977; Hirata, 1995) is necessary to maintain beam stability at the interaction point. Any degradation in luminosity due to the crossing angle is recovered with a “crab” of the focal plane (Raimondi *et al.*, 2007). The SuperB design could be built anywhere in the world, though the most likely home for this facility is a green field site on the Tor Vergata campus of the University of Rome.

Some key parameters of the SuperKEKB and SuperB machines are compared in Table I. One important number to compare is the wall power, which dominates the operating costs of the machine. The total costs are kept low by recycling as much hardware as possible—from the KEKB magnets and the Belle detector in the case of SuperKEKB and from PEP-II hardware and the BaBar detector in the baseline design for SuperB.

Aside from high luminosity (the higher the better) there are several other desirable features for a SFF to possess. Although the physics goals appear to be best served by operation primarily at the $\Upsilon(4S)$ resonance, the ability to change the center-of-mass energy and run at other Υ resonances, and even down to the tau-charm threshold region (albeit with a significant luminosity penalty), enhances the physics capabilities of the machine. The possibility to run with at least one beam po-

larized would add further breadth to the physics program.

It is also important that the clean experimental environment enjoyed by the current B factories must be achieved by a SFF. How to achieve high luminosity while retaining low backgrounds is a challenge for the design of the machine and the detector since the brute force approach to higher luminosity, that of increasing the beam currents, necessarily leads to higher backgrounds. To some extent these can be compensated for by appropriate detector design choices, but in such cases some compromise between luminosity and detector performance (and hence physics output) may be anticipated.

The background level in the detector depends on several factors. One of these is the luminosity itself, and higher luminosity unavoidably leads to larger numbers of physics processes such as radiative Bhabha scattering and e^+e^- pair production. Other terms depend on the beam current. For example, synchrotron radiation is emitted wherever the beam is steered or bent, some of which inevitably affects the detector in spite of careful design and shielding of the interaction region. Another term that depends on the current arises from so-called beam gas interactions. Although the interior of the beam pipe is maintained at high vacuum, radiation from the beam will interact with material in the beampipe and cause particles to be emitted. These in turn can be struck directly by the beam particles. Consequently this term depends quadratically on the current. The beam size is another consideration that has an impact on backgrounds. As the beams become smaller the particles within them are more likely to undergo intrabeam scattering effects. These include the Touschek effect, in which both particles involved in an intrabeam collision are ejected from the beam. For very small emittance beams, the loss of particles can be severe, leading to low beam lifetimes. The achievement of meeting the challenges of maintaining manageable backgrounds and beam lifetimes of a few minutes represents a milestone for SFF machine design (Hashimoto *et al.*, 2004; Bona *et al.*, 2007b).

A related issue pertains to the asymmetry of the beam energies. To obtain the optimal asymmetry, several factors must be taken into account. From the accelerator design perspective, more symmetric beam energies lead to longer beam lifetimes and potentially higher luminosities. However, a certain degree of beam asymmetry is necessary in order to measure time dependent CP asymmetries, and these are an important part of the physics program of the SFF, as discussed below. An equally important part of the program, however, relies on measurements that benefit from the hermeticity of the detector in order to reconstruct decay modes with missing particles, such as neutrinos. Thus the physics considerations are subtly different from those that informed the design choices for the current B factories, and a somewhat smaller asymmetry than either BaBar (9.0 GeV e^- on 3.1 GeV e^+) or Belle (8.0 GeV e^- on 3.5 GeV e^+) may be optimal. However, a change in the

beam energies would require the design of the interaction region and, to a lesser extent, the detector to be reconsidered. In order to be able to reuse components of the existing detectors in the final SFF, it would be prudent to keep the asymmetry similar to those in successful operation today. However, preliminary studies indicate that either BaBar or Belle detectors could quite easily be modified to operate with beam energies of 7 GeV on 4 GeV.

B. Detector design considerations

The existing B -factory detectors (Abashian *et al.*, 2002; Aubert *et al.*, 2002) provide a useful baseline from which to design a SFF detector that can provide good performance in the areas of vertex resolution, momentum resolution, charged particle identification (particularly kaon-pion separation), electromagnetic calorimetry, and close to 4π solid angle coverage with high efficiency for detection of neutral particles that may otherwise fake missing energy signatures (particularly K_L mesons). However, some upgrades and additions are necessary.

The reduced energy asymmetry compared to the current B factories is optimal for missing energy modes but not for physics that requires decay time measurements. For these an improved vertex resolution is necessary in order to obtain the same performance in terms of $c\Delta t = \Delta z/\beta\gamma$, where $\beta\gamma$ is the Lorentz boost factor of the $Y(4S)$ in the laboratory frame.² In fact, it is highly desirable to improve the performance further since results from the current B factories have demonstrated the utility of vertex separation as a powerful tool to reject backgrounds. The ultimate resolution depends on the proximity of the inner layer to the interaction point. For reference, the radii of the innermost layers of the existing BaBar and Belle vertex detectors are 30 and 20 mm, respectively (Aihara *et al.*, 2006; Re *et al.*, 2006). To position silicon detectors close to the interaction region requires careful integration with the beampipe design and a choice of technology that will not suffer from high occupancy.

While the inner radius of the vertex detector is important for almost all measurements that will be made by a SFF, the outer radius has a large impact on a subset of channels, namely, those where the B decay vertex position must be obtained from a K_S meson (typically $B^0 \rightarrow K_S\pi^0$, $B^0 \rightarrow K_S\pi^0\gamma$, and $B^0 \rightarrow K_SK_SK_S$). The existing BaBar and Belle vertex detectors have outer radii of 144 and 88 mm, respectively, and the former appears to be a suitable choice for a SFF. A larger outer radius for the silicon detector has a useful consequence in that the tracking chamber, which can be based on a gaseous detector, does not have to extend too close to the interaction region where the effect of high backgrounds would

be most severe for this detector. Therefore, assuming the same magnetic field (1.5 T) as BaBar and Belle, similar momentum resolution would be expected (Hashimoto *et al.*, 2004; Bona *et al.*, 2007b).

The choice of particle identification technology for a SFF presents some challenges. At present, Belle achieves good K - π separation through a combination of measurements from time-of-flight and aerogel Cherenkov counters. Some upgrades are necessary to cope with the SFF physics demands and environment. For an upgrade based on BaBar, the existing technology using detection of internally reflected Cherenkov light appears almost irreplaceable for the barrel, though this requires a novel imaging and readout scheme. Possibilities for particle identification capabilities in both forward and backward regions are also being considered.

The high efficiency to reconstruct photons is one advantage of a SFF compared to experiments in a hadronic environment. The existing electromagnetic calorimeters of BaBar and Belle (and indeed of CLEO) are based on CsI(Tl) crystals; studies showed that technology can perform well at higher rates in the barrel region. However, in the endcaps where rates are highest alternative solutions are necessary. Various options, including pure CsI crystals or cerium-doped lutetium yttrium oxyorthosilicate (LYSO) are under consideration (Hashimoto *et al.*, 2004; Bona *et al.*, 2007b). Improvements to the calorimeter solid angle coverage and hence hermeticity would benefit the physics output (especially for an upgrade based on the BaBar detector, which does not have a backward endcap calorimeter).

Another important consideration with respect to detector hermeticity is the detection of K_L mesons, which if unreconstructed can fake missing energy signatures. Both BaBar and Belle have instrumentation in their magnetic flux returns which allows the detection of showers that initiate in the yoke, which may be associated with tracks (as for muons) or with neutral particles (K_L mesons). The efficiency depends on the amount of material in the flux return, while the background rates generally depend on radiation coming from up- and down-stream bending magnets (Hashimoto *et al.*, 2004; Bona *et al.*, 2007b). Both of these problems appear well under control for operation.

Finally, it is important to note that the extremely high physics trigger rate will present some serious challenges for data acquisition and computing. However, in these areas one can expect to benefit from Moore's law and from the distributed computing tools that are under development for the LHC. Thus there is no reason to believe that these challenges cannot be met.

To summarize, there exist two well-developed proposals and approaches to achieving the luminosity and performance required for the measurements of NP in flavor (Hashimoto *et al.*, 2004; Bona *et al.*, 2007b).

III. NEW PHYSICS AND SUPER FLAVOR FACTORY

A Super Flavor Factory offers a variety of observables sensitive to NP such as rare B decays, CP asymmetries,

²The use of β and γ is unrelated to their use to represent angles of the unitarity triangle or, in the case of β , the ratio of Higgs vacuum expectation values.

lepton flavor violation, etc. To gauge their sensitivity to NP we review in this section several examples of NP models whose imprint in flavor physics has been extensively discussed in the literature: the model independent approach of minimal flavor violation, two Higgs doublet models, low energy SUSY models, and extra dimensions. This list is by no means exhaustive. Extensions beyond the SM not covered in this section have interesting flavor signals as well, for instance little Higgs models with conserved T parity (Cheng and Low, 2003; Blanke *et al.*, 2007a, 2007b) or the recent idea of “unparticle physics” (Georgi, 2007), a possible nontrivial scale invariant sector weakly coupled to the SM that could also have flavor violating signatures (Lenz, 2007; Mohanta and Giri, 2007; Chen and Geng, 2008; Huang and Wu, 2008; Zwicky, 2008) [see, however, Grinstein *et al.* (2008)].

A. Effective weak Hamiltonian

The weak scale $\mu_{\text{weak}} \sim m_W$ and the typical energy scale μ_{low} of the low energy processes occurring at SFF are well separated. For instance, the typical energy scale in B decays is a few GeV, about a factor of ~ 50 smaller than m_W . Using the operator product expansion (OPE) the effects of weak scale physics can be described at low energies by a set of local operators, where the expansion parameter is $\mu_{\text{low}}/\mu_{\text{weak}}$. The matching onto local operators is performed by integrating out the heavy fields—the top, the massive weak gauge bosons, the Higgs boson, and the possible new physics particles. At low energies one then works only within the effective field theory (EFT).

The SM effective weak Hamiltonian for $\Delta S=1$ B transitions is (Buchalla *et al.*, 1996)

$$H_W = \frac{G_F}{\sqrt{2}} \sum_{p=u,c} \lambda_p^{(s)} \left(C_1 O_1^p + C_2 O_2^p + \sum_{i=3}^{10,7\gamma,8g} C_i O_i \right), \quad (5)$$

where the CKM factors are $\lambda_p^{(s)} = V_{pb} V_{ps}^*$ and the standard basis of four-quark operators is

$$\begin{aligned} O_1^p &= (\bar{p}b)(\bar{s}p)_-, & O_2^p &= (\bar{p}_\beta b_\alpha)(\bar{s}_\alpha p_\beta)_-, \\ O_{3,5} &= (\bar{s}b)(\bar{q}q)_\mp, & O_{4,6} &= (\bar{s}_\alpha b_\beta)(\bar{q}_\beta q_\alpha)_\mp, \\ O_{7,9} &= \frac{3e_q}{2} (\bar{s}b)(\bar{q}q)_\pm, & O_{8,10} &= \frac{3e_q}{2} (\bar{s}_\alpha b_\beta)(\bar{q}_\beta q_\alpha)_\pm, \end{aligned} \quad (6)$$

with $[\bar{q}_1 \gamma^\mu (1 - \gamma_5) q_2][\bar{q}_3 \gamma^\mu (1 \mp \gamma_5) q_4] \equiv (\bar{q}_1 q_2)(\bar{q}_3 q_4)_\mp$. The color indices α, β are displayed only when the sum is over fields in different brackets. In the definition of the penguin operators O_{3-10} in Eq. (6) there is also an implicit sum over $q = \{u, d, s, c, b\}$. The electromagnetic and chromomagnetic operators are

$$O_{\{7\gamma,8g\}} = (m_b/4\pi^2) \bar{s} \sigma^{\mu\nu} \{e F_{\mu\nu}, g G_{\mu\nu}\} P_R b, \quad (7)$$

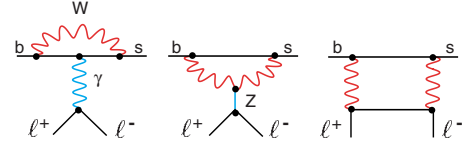


FIG. 2. (Color online) Sample diagrams contributing to the matching for $b \rightarrow s \ell^+ \ell^-$ at one loop order.

with $P_{L,R} = 1 \mp \gamma_5$, while the effective Hamiltonian for $b \rightarrow s \ell^+ \ell^-$ contains in addition the operators

$$Q_{\{9\ell,10\ell\}} = (e^2/8\pi^2) (\bar{\ell} \gamma^\mu \{1, \gamma_5\} \ell) (\bar{s} \gamma_\mu P_L b). \quad (8)$$

These two operators arise at one loop from matching the W and Z box and penguin diagrams shown in Fig. 2. The operator $Q_{10\ell}$ is renormalization group (RG) invariant to all orders in the strong coupling, while the operator $Q_{9\ell}$ mixes with the four-quark operators $Q_{1,\dots,6}$ already at zeroth order in α_s . Similarly, the operator for $b \rightarrow s \nu \bar{\nu}$ transition in SM is

$$O_{11\nu} = [e^2/(4\pi^2 \sin^2 \theta_W)] (\bar{\nu} \gamma_\mu P_L \nu) (\bar{s} \gamma_\mu P_L b). \quad (9)$$

The weak Hamiltonian for $\Delta S=0$ B decays is obtained from Eqs. (5)–(7) through the replacement $s \rightarrow d$, while for K decays another $b \rightarrow s$ replacement is needed. B - \bar{B} mixing is governed in the SM by $Q_{\Delta B=2} = (\bar{b}d)(\bar{d}b)_-$, with analogous operators for B_s^0 - \bar{B}_s^0 , K - \bar{K} , and D - \bar{D} mixing.

The Wilson coefficients $C_i(\mu)$ are determined in a two-step procedure. After matching at the high scale $\mu_h \sim m_W$, they are RG evolved down to the low scale. For brevity we discuss here only the case of B decays, where the low scale is of the order of $\mu \sim m_b$.

The weak scale perturbative matching is performed in a mass independent scheme such as modified minimal subtraction ($\overline{\text{MS}}$), giving the Wilson coefficients expanded in $\alpha_s(\mu_h)$ and $\alpha_{\text{em}}(\mu_h)$,

$$\begin{aligned} C_i(\mu_h) &= C_i^{(0)} + \frac{\alpha_s(\mu_h)}{4\pi} C_i^{(1)}(\mu_h) + \left(\frac{\alpha_s(\mu_h)}{4\pi} \right)^2 C_i^{(2)}(\mu_h) \\ &+ \frac{\alpha_{\text{em}}(\mu_h)}{4\pi} C_i^{(1e)}(\mu_h) + \dots \end{aligned} \quad (10)$$

At tree level all Wilson coefficients vanish apart from $C_2^{p(0)} = 1$. The matching calculation includes both hard gluon and electroweak loop effects.

The Wilson coefficients are evolved from μ_h down to a typical hadronic scale $\mu \sim m_b$ by solving the renormalization group equation (RGE),

$$\mu \frac{d}{d\mu} \vec{C}(\mu) = (\hat{\gamma})^T \vec{C}(\mu), \quad (11)$$

where the anomalous dimension matrix is also expanded,

$$\hat{\gamma} = \frac{\alpha_s}{4\pi} \hat{\gamma}_s^{(0)} + \frac{\alpha_s^2}{(4\pi)^2} \hat{\gamma}_s^{(1)} + \frac{\alpha_{\text{em}}}{4\pi} \hat{\gamma}_{\text{em}}^{(0)} + \dots \quad (12)$$

The solutions of the RGE are renormalization-scheme and renormalization-scale invariants to any given order only provided that the orders in matching and running are chosen appropriately. Keeping the tree level matching $C_i^{(0)}$ and the one-loop order anomalous dimension matrix $\hat{\gamma}^{(0)}$ yields the so-called leading-logarithmic (LL) approximation for the Wilson coefficients. For instance, the LL values for tree and QCD penguin operators, $i=1, \dots, 6$, are $\bar{C}_i(\mu=4.6 \text{ GeV}) = \{-0.257, 1.112, 0.012, -0.026, 0.008, -0.033\}$ (Beneke *et al.*, 2001). The next-to-leading (NLL) approximation corresponds to keeping the one-loop matching conditions $C_i^{(1)}$, the two-loop anomalous dimension matrix $\hat{\gamma}^{(1)}$, etc. The NLL values for $i=1, \dots, 6$ at the same scale are $\bar{C}_i(\mu=4.6 \text{ GeV}) = \{-0.151, 1.059, 0.012, -0.034, 0.010, -0.040\}$ (Beneke *et al.*, 2001).

Note that for higher loop calculations it has become customary to use a different operator basis than that of Eq. (6). In the basis introduced by Chetyrkin *et al.* (1997), γ_5 does not appear explicitly (except in the magnetic operators), which allows a use of dimensional regularization with fully anticommuting γ_5 , simplifying multiloop calculations. The present status of the coefficients entering the RGE is as follows.

The two-loop matching corrections to the Wilson coefficients $C_i(\mu_h)$ were computed by Bobeth *et al.* (2000). The three-loop matching correction to the coefficient of the dipole operator $C_7(\mu_h)$ was obtained by Misiak and Steinhauser (2004). The leading two-loop electroweak corrections to the Wilson coefficient of the dipole operator C_7 were computed by Czarnecki and Marciano (1998), while the leading electromagnetic logarithms $\alpha_{\text{em}} \alpha_s^n \log^{n+1}(m_W/m_b)$ were resummed for this coefficient by Kagan and Neubert (1999) and Baranowski and Misiak (2000). A complete two-loop matching of the electroweak corrections was performed by Gambino and Haisch (2000, 2001). The three-loop anomalous dimension matrix of the four-quark operators was computed by Gorbahn and Haisch (2005) and Gorbahn *et al.* (2005).

The presence of NP has several effects on the form of the effective Hamiltonian in Eq. (5). First, it shifts the values of the Wilson coefficients away from the SM values,

$$\lambda_p^{(q)} C_i = \lambda_p^{(q)} C_i^{\text{SM}} + C_i^{\text{NP}}. \quad (13)$$

Note that the NP contribution to the Wilson coefficient may not obey the CKM hierarchy of the SM term and can also depend on new weak phases. Second, NP contributions can also enlarge the basis of the operators, for instance, by introducing operators of opposite chirality to those in Eq. (5) or even introducing four-quark operators with scalar interactions. We discuss the two effects in the subsequent sections, where we focus on particular NP models.

B. Minimal flavor violation

In SM the global flavor symmetry group

$$G_F = U(3)_Q \times U(3)_{U_R} \times U(3)_{D_R} \times U(3)_{L_L} \times U(3)_{E_R} \quad (14)$$

is broken only by the Yukawa couplings Y_U , Y_D , and Y_E [with $U(1)$'s also broken by anomalies]. In a generic extension of SM, on the other hand, additional sources of flavor violation can appear. If the extended particle spectrum is to solve the hierarchy problem [for instance, by doubling of the spectrum as in minimal supersymmetric standard model (MSSM)], these new particles have to have masses comparable to the electroweak scale. This then leads to a clash with low energy flavor physics experimental data; namely, virtual exchanges of particles with TeV masses and with completely generic flavor violating couplings lead to FCNCs that are orders of magnitude larger than observed [cf. Eq. (3)].

TeV scale NP therefore cannot have a generic flavor structure. On the other hand, it cannot be completely flavor blind either since the Yukawa couplings in SM already break flavor symmetry. This breaking will then translate to a NP sector through renormalization group running as long as the NP fields couple to the SM fields. Thus, the minimal choice for the flavor violation in the extended theory is that its flavor group is also broken only by the SM Yukawa couplings. This is the MFV hypothesis (Chivukula and Georgi, 1987; Hall and Randall, 1990; Ciuchini *et al.*, 1998a; Buras, Gambino, *et al.*, 2001; D'Ambrosio *et al.*, 2002; Buras, 2003).

The idea of MFV was formalized by D'Ambrosio *et al.* (2002) by promoting the Yukawa couplings to spurions that transform under flavor group G_F . Focusing only on the quark sector, the transformation properties under $SU(3)_Q \times SU(3)_{U_R} \times SU(3)_{D_R}$ are

$$Y_U \sim (3, \bar{3}, 1), \quad Y_D \sim (3, 1, \bar{3}), \quad (15)$$

so that the Yukawa interactions

$$\mathcal{L}_Y = \bar{Q}_L Y_D d_R H + \bar{Q}_L Y_U u_R H^c + \text{H.c.}, \quad (16)$$

are now formally invariant under G_F [Eq. (14)]. Above we suppressed the generation indices on the left-handed quark isodoublet $Q_i = (u_L, d_L)_i$, on the right-handed quark isosinglets u_R, d_R , and the Yukawa matrices $Y_{U,D}$, while for the Higgs isodoublet the notation $H^c = i\tau_2 H^*$ was used. Minimally flavor violating NP is also formally invariant under G_F with the breaking coming only from insertions of spurion fields $Y_{U,D}$. Integrating out the heavy fields (i.e., the NP fields, Higgs, top, W , and Z) one then obtains the low-energy EFT that is also invariant under G_F .

A particularly convenient basis for discussing transitions between down-type quarks is the basis in which the Yukawa matrices take the following form:

$$Y_D = \lambda_D, \quad Y_U = V^\dagger \lambda_U. \quad (17)$$

Here $\lambda_{D,U}$ are diagonal matrices proportional to the quark masses and V is the CKM matrix. In a theory with a single Higgs [or in a small $\tan \beta$ regime of the two-Higgs doublet model (2HDM) or MSSM] one has $\lambda_D \ll 1$, $\lambda_U \sim \text{diag}(0,0,1)$. The dominant nondiagonal structure for down-quark processes is thus provided by $Y_U Y_U^\dagger$ transforming as $(3 \times \bar{3}, 1, 1)$. Its off-diagonal elements exhibit the CKM hierarchy $(Y_U Y_U^\dagger)_{ij} \sim \lambda_t^2 V_{it}^* V_{tj}$. Furthermore, multiple insertions of $Y_U Y_U^\dagger$ give $(Y_U Y_U^\dagger)^n \sim \lambda_t^{2n} V_{it}^* V_{tj}$ and are thus equivalent to a single $Y_U Y_U^\dagger$ insertion, while multiple insertions of Y_D beyond leading power can be neglected. This makes the MFV framework very predictive.

The particular realization of MFV outlined above is the so-called constrained minimal flavor violation (cMFV) framework (Buras, Gambino, *et al.*, 2001; Blanke *et al.*, 2006). The assumptions that underlie cMFV are (i) the SM fields are the only light degrees of freedom in the theory, (ii) there is only one light Higgs, and (iii) the SM Yukawas are the only sources of flavor violation. The NP effective Hamiltonian following from these assumptions is

$$\mathcal{H}_{\text{eff}}^{\text{NP}} = (C_i^{\text{NP}} / \Lambda_{\text{NP}}^2) (V_{it}^* V_{tj}) Q_i, \quad (18)$$

where Q_i are exactly the same operators as in the SM effective weak Hamiltonian of Eq. (5). [This is sometimes taken to be the definition of cMFV (Buras, Gambino, *et al.*, 2001; Buras, 2003; Blanke *et al.*, 2006)]. Note that Eq. (18) provides a nontrivial constraint. For instance, already in two-Higgs doublet models or in MFV MSSM even with small $\tan \beta$, sizable contributions from operators with non-SM chiral structures in addition to Eq. (18) are possible (see next sections).

In cMFV the Wilson coefficients of the weak operators deviate from the SM values but remain real, so that no new sources of CP violation are introduced. In phenomenological analyses it is also useful to assume that NP contributions are most prominent in the QCD penguin, the electroweak penguin (EWP) Wilson coefficients ($C_{3,\dots,6}, C_{7,\dots,10}$), the dipole operators ($C_{7\gamma,8g}$), and the four-fermion operators involving quarks and leptons ($C_{9\ell}, C_{10\ell}, C_{11\nu}$). The rationale for this choice is that the Wilson coefficients of these operators are loop dominated and small in the SM, so that NP effects can be easier to spot. In contrast, NP effects are assumed to be negligible in the tree operators $C_{1,2}$.

Because cMFV is a very constrained modification of the weak Hamiltonian [Eq. (18)], one can experimentally distinguish it from other beyond the standard model (BSM) scenarios by looking at the correlations between observables in K and B decays. A sign of cMFV would be a deviation from SM predictions that can be described without new CP violating phases and without enlarging the SM operator basis. A deviation in β from $B^0 \rightarrow \phi K_S$ (see Sec. VI), on the other hand, would rule out the cMFV framework.

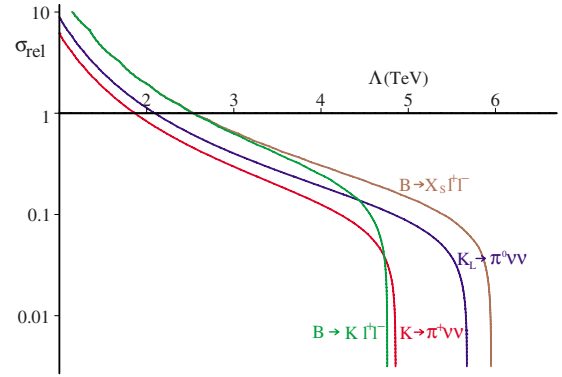


FIG. 3. (Color online) Expectations for bounds on Λ_{NP} for $(\bar{Q}_L Y_U^\dagger Y_U \gamma_\mu Q_L)(\bar{L}_L \gamma_\mu L_L)$ that would follow from relative experimental precision σ_{rel} , with currently expected theoretical uncertainties. From D'Ambrosio *et al.*, 2002.

How well one can bound NP contributions depends on both the experimental and theoretical errors. The observables in which theoretical errors are below 10% have a potential to probe $\Lambda_{\text{NP}} \sim 10$ TeV (taking $C_i^{\text{NP}} = 1$). The most constraining FCNC observable at present is the inclusive $B \rightarrow X_s \gamma$ rate with the experimental and theoretical errors both below 10% after the next-to-next-to-leading-order (NNLO) calculation (Becher and Neubert 2007; Misiak and Steinhauser, 2007; Misiak *et al.*, 2007). Using older theoretical predictions and experimental data, the 99% confidence level (C.L.) bound is $\Lambda_{\text{NP}} > 6.4$ (5.0) TeV in the case of constructive (destructive) interference with SM (D'Ambrosio *et al.*, 2002). Constraints from other FCNC observables are weaker. As an example we show in Fig. 3 expected Λ_{NP} bounds following from observables sensitive to the operator $(\bar{Q}_L Y_U^\dagger Y_U \gamma_\mu Q_L)(\bar{L}_L \gamma_\mu L_L)$ for improved experimental precisions [see also Bona *et al.* (2006a, 2008)].

The MFV hypothesis has been extended to the leptonic sector (MLFV) by Cirigliano *et al.* (2005); Cirigliano and Grinstein (2006). In MLFV the most sensitive FCNC probe in the leptonic sector is $\mu \rightarrow e \gamma$, while $\tau \rightarrow \mu \gamma$ could be suppressed below the SFF sensitivity. The MLFV scenario also predicts correlations between the rates of various LFV processes. Studies of LFV in tau decays at a SFF are therefore crucial to test the MLFV framework (see Sec. XI).

An extension of MFV to the next-to-minimal flavor violation (NMFV) hypothesis was presented by Agashe *et al.* (2005) by demanding that NP contributions only roughly obey the CKM hierarchy and in particular can have $O(1)$ new weak phases. This definition of NMFV is equivalent to having an additional spurion Y_S transforming as $Y_U Y_U^\dagger$ or $Y_D Y_D^\dagger$ under G_F , where the transformation between Q_L weak basis and the Y_S eigenbasis is demanded to be aligned with the CKM matrix. The consequences of Y_S transforming differently under G_F than the SM Yukawa potentials have been worked out by Feldmann and Mannel (2007).

C. Two-Higgs doublet models

The scalar sector of SM contains only a single scalar electroweak doublet. This is no longer true (i) in low energy supersymmetry, where holomorphy of the superpotential requires at least two scalar doublets; (ii) in many of the solutions to the strong CP problem (Peccei and Quinn, 1977a, 1977b); and (iii) in models of spontaneous CP breaking (Lee, 1973). Here we focus on the simplest extension, the 2HDM, where the scalar sector is composed of two Higgs fields, H_U, H_D , transforming as doublets under $SU(2)_L$. More complicated versions with Higgs fields carrying higher weak isospins are possible but are also more constrained by electroweak precision data, in particular that the ρ parameter is equal to 1 up to radiative corrections. The 2HDM is also a simplified version of the MSSM Higgs sector, considered in the next section.

The Yukawa interactions of a generic 2HDM are

$$\mathcal{L} = \bar{Q}_L f^D H_D d_R + \bar{Q}_L f^U H_D^c u_R + \bar{Q}_L g^U H_U u_R + \bar{Q}_L g^D H_U^c d_R + \text{H.c.}, \quad (19)$$

where $H_{D,U}^c = i\tau_2 H_{D,U}^*$ and the generation indices are suppressed. If the 3×3 Yukawa matrices $f^{D,U}$ and $g^{D,U}$ are nonzero and take generic values, this leads to tree level FCNCs from neutral Higgs exchanges that are unacceptably large.

Tree level FCNCs are not present if up and down quarks couple only to one Higgs doublet (Glashow and Weinberg, 1977). This condition can be met in two ways, which also define two main classes of 2HDM. In type-I 2HDM both up- and down-type quarks couple only to one of the two Higgses (as in SM), i.e., either $g^U = g^D = 0$ or $f^U = f^D = 0$. In type-II 2HDM up- and down-type quarks couple to two separate Higgs doublets, i.e., $f^U = g^D = 0$ (Haber *et al.*, 1979).

The remaining option that all $f^{D,U}$ and $g^{D,U}$ are nonzero is known as type-III 2HDM (Cheng and Sher, 1987; Hou, 1992; Atwood, Reina, and Soni, 1997). The tree level flavor violating couplings to neutral Higgs then need to be suppressed in some other way, for instance, by postulating a functional dependence of the couplings $f_{U,D}, g_{U,D}$ on the quark masses (Cheng and Sher, 1987; Antaramian *et al.*, 1992). A particular example of type-III 2HDM is also the so-called T2HDM (Das and Kao, 1996; Kiers *et al.*, 1999), which evades the problem of large FCNC effects in the first two generations by coupling H_D to all quarks and leptons except to the top quark, while H_U couples only to the top quark.

After electroweak symmetry breaking the fields $H_{U,D}$ acquire vacuum expectation values $v_{1,2}$,

$$\langle H_U \rangle = \begin{pmatrix} \frac{1}{\sqrt{2}} v_2 \\ 0 \end{pmatrix}, \quad \langle H_D \rangle = \begin{pmatrix} 0 \\ \frac{1}{\sqrt{2}} v_1 \end{pmatrix}, \quad (20)$$

where $\tan \beta = v_2/v_1$, while $v_1^2 + v_2^2 = v^2$, with $v = 246$ GeV. In type-II 2HDM the up and down quark masses are

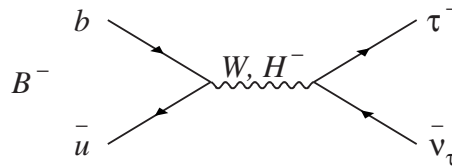


FIG. 4. Contribution to the $B \rightarrow \tau \bar{\nu}_\tau$ decay mediated by W, H^\pm exchange in 2HDM.

$m_t \sim v_2$ and $m_b \sim v_1$. The large hierarchy $m_t/m_b \sim 35$ can thus be naturally explained in this model by a large ratio of the vacuum expectation values (vev's) $v_2/v_1 = \tan \beta \gg 1$.

The physical degrees of freedom in 2HDM scalar sector consist of one charged Higgs boson H^\pm , two CP -even neutral Higgs bosons H^0, h^0 , and one CP -odd Higgs boson A^0 . The phenomenology of the 2HDM of types I and II is similar to that of the SM with the addition of the charged Higgs flavor changing interactions. These $S \pm P$ couplings are for type-II 2HDM given by

$$\frac{H^+}{v} \left[\tan \beta \bar{u}_L V M_D d_R + \frac{1}{\tan \beta} \bar{u}_R M_U V d_L \right] + \text{H.c.}, \quad (21)$$

while the type-I 2HDM interactions are obtained by replacing $\tan \beta \rightarrow -1/\tan \beta$ in the first term. The matrix V is the same CKM matrix as in the W^\pm couplings, while $M_{D(U)}$ are diagonal matrices of down (up) quark masses. As mentioned, type-III 2HDM also contains flavor violating neutral Higgs couplings.

The most sensitive probes of interactions in Eq. (21) are processes where H^\pm can be exchanged at tree level: semileptonic $b \rightarrow c \tau \bar{\nu}_\tau$ decays and the weak annihilation decay $B^- \rightarrow \tau \bar{\nu}_\tau$ (see Fig. 4), giving a constraint on the ratio $m_{H^\pm}/\tan \beta$ (Grossman and Ligeti, 1994; Kiers and Soni, 1997).

The inclusive semitauonic decays have been studied at Large Electron-Positron Collider (LEP) (Abbiendi *et al.*, 2001; Barate *et al.*, 2001). Assuming type-II 2HDM, these give a 90% C.L. upper bound of $\tan \beta/M_{H^\pm} \leq 0.4$ GeV $^{-1}$. A comparable constraint on $\tan \beta/m_{H^\pm}$ can be obtained from exclusive $B \rightarrow D^{(*)} \tau \bar{\nu}_\tau$ decays (Tanaka, 1995; Chen and Geng, 2006a; Nierste *et al.*, 2008). First observations of these decays have been made at the B factories (Aubert *et al.*, 2007a; Matyja *et al.*, 2007), with significant improvements in precision expected at a SFF. Furthermore, the study of $B \rightarrow D \tau \bar{\nu}_\tau$ decay distributions can discriminate between W^+ and H^+ contributions (Grzadkowski and Hou, 1992; Kiers and Soni, 1997; Miki *et al.*, 2002; Nierste *et al.*, 2008). In particular, in the decay chain $\bar{B} \rightarrow D \bar{\nu}_\tau \tau^- [\rightarrow \pi^- \nu_\tau]$ the differential distribution with respect to the angle between three-momenta \vec{p}_D and \vec{p}_π can be used to measure both the magnitude and the weak phase of the charged Higgs scalar coupling to quarks (Nierste *et al.*, 2008).

In the annihilation decay $B^- \rightarrow \tau \bar{\nu}_\tau$, H^+ exchange may dominate over helicity suppressed W^+ exchange contri-

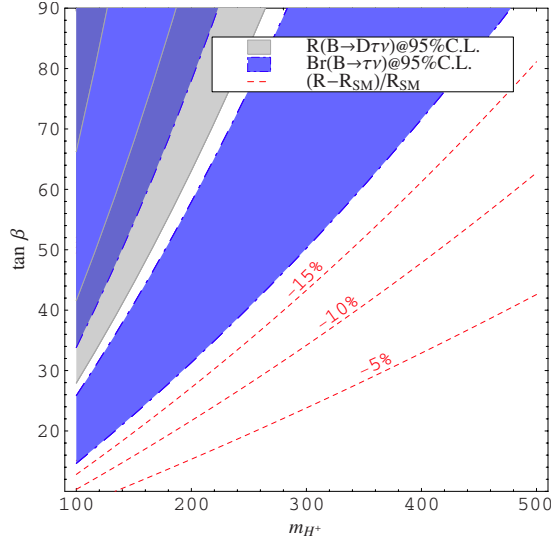


FIG. 5. (Color online) Exclusion region in $(M_{H^+}, \tan \beta)$ due to present data on $B \rightarrow \tau \nu$ and $R = \mathcal{B}(B \rightarrow D\tau\nu) / \mathcal{B}(B \rightarrow D\ell\nu)$. Dashed lines represent percentage deviation from the SM prediction of R in the presently allowed region. From [Kamenik and Mescia, 2008](#).

bution. The two contributions interfere destructively ([Hou, 1993](#)). Recent measurements ([Ikado *et al.*, 2006](#); [Aubert *et al.*, 2007a, 2008a](#)) give

$$R_{B\tau\nu} = \mathcal{B}^{\text{exp}}(B^- \rightarrow \tau\nu) / \mathcal{B}^{\text{SM}}(B^- \rightarrow \tau\nu) = 0.93 \pm 0.41. \quad (22)$$

The present status of the constraints on $(M_{H^+}, \tan \beta)$ from the tree level processes $B \rightarrow \tau \nu$ and $B \rightarrow D\ell \bar{\nu}_\ell$, $\ell = e, \tau$ is shown in Fig. 5. More precise measurements of these modes, and of the complementary leptonic decay $B^- \rightarrow \mu^- \nu_\mu$ will be possible at a SFF.

Loop mediated FCNC such as $B_s^0 - \bar{B}_s^0$ mixing and $b \rightarrow s\gamma$ decays can also constrain the parameters of 2HDM models. In $b \rightarrow s\gamma$ the charged Higgs boson contribution comes from penguin diagrams with top and H^+ running in the loop, which are known at NLO ([Borzumati and Greub, 1998](#); [Ciuchini *et al.*, 1998b](#)) [LO calculations were done by [Ellis *et al.* \(1986\)](#); [Hou and Willey \(1988\)](#)]. In type-I 2HDM the W^+ and H^+ contributions to the electromagnetic dipole Wilson coefficient $C_{7\gamma}(\mu)$ can interfere with either sign, while in type-II 2HDM they always interfere constructively. The present world average (WA) of the branching fraction $\mathcal{B}(B \rightarrow X_s \gamma) = (3.55 \pm 0.24^{+0.09}_{-0.10} \pm 0.03) \times 10^{-4}$ implies the lower bound $M_{H^+} > 300$ GeV ([Misiak *et al.*, 2007](#)).

Type-III models have a richer flavor violating structure with FCNC transitions generally allowed at tree level. Here we focus on type-III models where the Peccei-Quinn symmetry violating terms g^D and f^U in Eq. (19) are only a small perturbation. These models are close to a type-II 2HDM and correspond to the situation encountered in the MSSM. We further restrict ourselves to the conservative case of MFV. The matrices g^D and f^U are functions of large Yukawa matrices $Y^U \equiv g^U$ and

$Y^D \equiv f^D$ in accordance with spurion analysis using flavor group [Eq. (14)]. The most general Yukawa term involving down-type quarks in a type-III 2HDM with MFV is ([D'Ambrosio *et al.*, 2002](#))

$$\mathcal{L}_{\epsilon Y_D} = \bar{Q}_L [H_D + (\epsilon_0 + \epsilon_1 \Delta + \epsilon_2 Y_U Y_U^\dagger + \epsilon_3 Y_U Y_U^\dagger \Delta + \epsilon_4 \Delta Y_U Y_U^\dagger) H_U^c] Y_D d_R + \text{H.c.}, \quad (23)$$

with ϵ_i some unknown coefficient, where we have used the mass eigenstate basis in which Y_U and Y_D have the form of Eq. (17). In particular, Y_D is diagonal so that $Y_D Y_D^\dagger \propto \text{diag}(0, 0, 1) \equiv \Delta$. The additional couplings to H_U^c in Eq. (23) introduce new flavor changing vertices in both the charged currents $W^\pm q q$ and charged Higgs vertices $H^\pm q q$. In addition, new FCNC couplings to the neutral Higgs particles H^0, h^0, A^0 are introduced. Integrating out the heavy Higgs fields gives new scalar operators mediating FCNC transitions. These can be important in the large $\tan \beta$ regime, where $\epsilon_i \tan \beta$ can be $O(1)$.

The large $\tan \beta$ limit of the MFV hypothesis has two important consequences for the low energy effective weak Hamiltonian of Eq. (18): (i) the basis of FCNC operators is larger than in the SM and includes scalar operators arising from tree level FCNC neutral Higgs exchanges and (ii) the Δ insertions [Eq. (23)] decouple the third generation decays from the first two. The correlation between B and K meson observables present in the low $\tan \beta$ MFV scenario (cMFV), discussed in Sec. III.B, is thus relaxed. For instance, the new contributions in Eq. (23) allow us to modify separately ΔM_{B_d} and ϵ_K .

The effect of flavor violation in the large $\tan \beta$ limit is particularly dramatic for $B_{(s)} \rightarrow \ell^+ \ell^-$ decays. These are helicity suppressed in SM but now receive tree level contributions from neutral Higgs exchange. Experimental data on these processes translate into constraints in the $(M_{H^+} / \tan \beta, \epsilon_i \tan \beta)$ plane ([D'Ambrosio *et al.*, 2002](#)). These, in turn, impose useful constraints on the underlying physics producing the couplings ϵ_i . This program is especially powerful in the context of a specific model, for instance, in the case of a supersymmetric theory such as the MSSM discussed next.

While $B \rightarrow \ell^+ \ell^-$ has already been searched for at the Fermilab Tevatron ([Abazov *et al.*, 2007](#); [Aaltonen *et al.*, 2008a](#)) and will be searched for at LHC ([Buchalla *et al.*, 2008](#)), a SFF has an important role in pinning down the large $\tan \beta$ scenario by (i) precisely measuring nonhelicity suppressed decays [e.g., $B \rightarrow (K, K^*) \ell^+ \ell^-$, where $O(10\%)$ breakings of flavor universality would be expected ([Hiller and Kruger, 2004](#))] and (ii) measuring $B \rightarrow X_s \tau^+ \tau^-$ and $B \rightarrow \tau^+ \tau^-$ ([Isidori and Retico, 2001](#)). In a completely general large $\tan \beta$ MFV analysis using EFT there are no correlations between $B \rightarrow \ell \nu$, $B \rightarrow \ell^+ \ell^-$, ΔM_{B_s} , and $B \rightarrow X_s \gamma$, but these do exist in a more specific theory, for instance, in MFV MSSM with large $\tan \beta$ ([D'Ambrosio *et al.*, 2002](#); [Isidori and Paradisi, 2006](#); [Lunghi *et al.*, 2006](#); [Isidori *et al.*, 2007](#)). In this scenario one finds $\sim 10\text{--}40\%$ suppression of $\mathcal{B}(B^+ \rightarrow \tau^+ \nu)$, en-

TABLE II. Field content of the minimal supersymmetric standard model. The spin-0 fields are complex scalars and the spin-1/2 fields are left-handed two-component Weyl fermions. Last column gives gauge representations in a $[\text{SU}(3)_C, \text{SU}(2)_L, \text{U}(1)_Y]$ vector. In addition, there are also fermionic superpartners of gauge bosons: gluino, wino, and bino.

Superfield notation		Spin 0	Spin 1/2	Gauge repr.
Squarks, quarks	\mathcal{Q}	$(\tilde{u}_L \tilde{d}_L)$	$(u_L d_L)$	$(\mathbf{3}, \mathbf{2}, \frac{1}{6})$
($\times 3$ families)	$\tilde{\mathcal{U}}$	\tilde{u}_R^*	u_R^\dagger	$(\bar{\mathbf{3}}, \mathbf{1}, -\frac{2}{3})$
	$\tilde{\mathcal{D}}$	\tilde{d}_R^*	d_R^\dagger	$(\bar{\mathbf{3}}, \mathbf{1}, \frac{1}{3})$
Sleptons, leptons	\mathcal{L}	$(\tilde{\nu} \tilde{e}_L)$	(νe_L)	$(\mathbf{1}, \mathbf{2}, -\frac{1}{2})$
($\times 3$ families)	$\tilde{\mathcal{E}}$	\tilde{e}_R^*	e_R^\dagger	$(\mathbf{1}, \mathbf{1}, 1)$
Higgs, Higgsinos	\mathcal{H}_U	$(H_u^+ H_u^0)$	$(\tilde{h}_u^+ \tilde{h}_u^0)$	$(\mathbf{1}, \mathbf{2}, +\frac{1}{2})$
	\mathcal{H}_D	$(H_d^0 H_d^-)$	$(\tilde{h}_d^0 \tilde{h}_d^-)$	$(\mathbf{1}, \mathbf{2}, -\frac{1}{2})$

hancement of $(g-2)_\mu$, SM-like Higgs boson with $m_{h^0} \sim 120$ GeV, and small effects in ΔM_{B_s} and $\mathcal{B}(B \rightarrow X_s \gamma)$ in agreement with the present tendencies in the data (Isidori and Paradisi, 2006; Isidori *et al.*, 2007).

D. Minimal supersymmetric standard model

Low energy supersymmetry (SUSY) offers a possible solution to the hierarchy problem. In SUSY the quadratically divergent quantum corrections to the scalar masses (in SM to the Higgs boson mass) are canceled by introducing superpartners with opposite spin statistics for each of the particles. The simplest supersymmetrization of the standard model is the so-called MSSM, to which we restrict most of the discussion. [For more extended reviews see, e.g., Nilles (1984), Haber and Kane (1985), Martin (1997), Misiak *et al.* (1998).]

The matter content of MSSM is shown in Table II. The structure of SUSY demands two Higgs doublets $H_{U,D}$ that appear together with their superpartners, Higgsinos $\tilde{h}_{U,D}$. These mix with the fermionic partners of the W and Z , γ gauge bosons into the chargino $\tilde{\chi}^\pm$ and the neutralinos $\tilde{\chi}^0$. The superpartner of the gluon is the gluino \tilde{g} . In addition, there are also the scalar partners of the fermion fields with either chirality, the squarks \tilde{q}_R, \tilde{q}_L and the sleptons and sneutrinos $\tilde{e}_L, \tilde{e}_R, \tilde{\nu}$.

The superpotential describing the Yukawa couplings of the two Higgs fields to the quark and lepton chiral superfields is

$$\mathcal{W} = Y_U^{ij} \mathcal{H}_U \mathcal{Q}_i \tilde{\mathcal{U}}_j + Y_D^{ij} \mathcal{H}_D \mathcal{Q}_i \tilde{\mathcal{D}}_j + Y_L^{ij} \mathcal{H}_D \mathcal{L}_i \tilde{\mathcal{E}}_j + \mu \mathcal{H}_U \mathcal{H}_D. \quad (24)$$

The Yukawa matrices Y_U, Y_D, Y_L act on the family indices i, j . The last term is the so-called μ term coupling the two Higgs fields. The superpotential (24) is the most general one that conserves R parity under which SM particles are even, while the superpartners are odd. R

parity ensures B and L quantum number conservation at a renormalizable level. Comparing the superpotential of Eq. (24) with the 2HDM Yukawa interactions in Eq. (19), we see that at tree level this gives quark-Higgs couplings of a type-II 2HDM. Loop corrections induced by the μ term, however, introduce also the Higgs-quark couplings of the “wrong type,” effectively changing the interaction into a type-III 2HDM (see Fig. 6).

SUSY predicts fermion-boson mass degeneracy, which is not observed in nature, so SUSY must be broken. The required breaking needs to be soft, i.e., only from superrenormalizable terms, in order not to introduce back quadratic divergences and sensitivity to the high scale. The general soft SUSY breaking Lagrangian in the squark sector of MSSM is then [for a review see, e.g., Chung *et al.* (2005)]

$$\begin{aligned} \mathcal{L}_{\text{soft}} = & (M_{\tilde{Q}}^2)_{ij} (\tilde{u}_L^\dagger \tilde{u}_{Lj} + \tilde{d}_L^\dagger \tilde{d}_{Lj}) + (M_{\tilde{U}}^2)_{ij} \tilde{u}_{Ri}^\dagger \tilde{u}_{Rj} \\ & + (M_{\tilde{D}}^2)_{ij} \tilde{d}_{Ri}^\dagger \tilde{d}_{Rj} + (A_U)_{ij} \tilde{Q}_i H_U \tilde{u}_{Rj}^* \\ & + (A_D)_{ij} \tilde{Q}_i H_D \tilde{d}_{Rj}^*, \end{aligned} \quad (25)$$

with $\tilde{Q}_i = (\tilde{u}_L, \tilde{d}_L)$ and $H_{U,D}$ Higgs doublets. The precise form of the soft squark masses $M_{\tilde{Q}}, M_{\tilde{U}}, M_{\tilde{D}}$ and the tri-

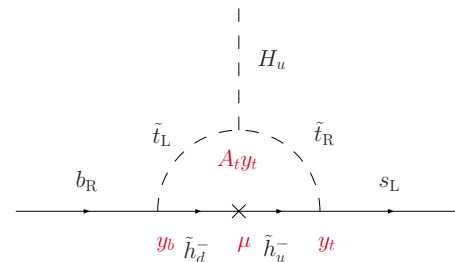


FIG. 6. (Color online) Flavor changing coupling of the up Higgs boson H_u to the down type quarks. From Lunghi *et al.*, 2006.

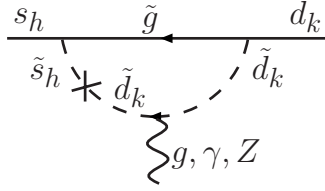


FIG. 7. Example of squark-gluino $\Delta S=1$ penguin diagram with $h, k=L, R$.

linear terms A_U, A_D depends on the specific mechanism which breaks SUSY. In its most general form the soft SUSY breaking introduces a large number of unknown parameters which can induce large observable FCNC effects. A detailed counting gives that the MSSM has 124 parameters, of which the flavor sector contains 69 real parameters and 41 phases (Dimopoulos and Sutter, 1995; Haber, 1998) compared with nine quark and lepton masses, three real CKM angles, and one phase in the SM. The generically large FCNCs from soft SUSY breaking is known as the SUSY flavor problem, and to solve it any realistic SUSY model must explain the observed FCNC suppression. We address this issue next.

1. Flavor violation in SUSY

In MSSM there are two main sources of flavor violation beyond the SM: (i) if the squark and slepton mass matrices are neither flavor universal nor are they aligned with the quark or the lepton mass matrices and (ii) the flavor violation that is induced by the wrong-Higgs couplings to quarks and leptons.

The first effect is most transparent in the super-CKM basis, in which the quark mass matrices are diagonal, while the squark fields are rotated by the same matrices that diagonalize the quark masses. The squark mass matrices, however, need not be diagonal in this basis,

$$\mathcal{M}_U^2 = \begin{pmatrix} M_{U_{LL}}^2 & M_{U_{LR}}^2 \\ M_{U_{LR}}^{2\dagger} & M_{U_{RR}}^2 \end{pmatrix}, \quad \mathcal{M}_D^2 = \begin{pmatrix} M_{D_{LL}}^2 & M_{D_{LR}}^2 \\ M_{D_{LR}}^{2\dagger} & M_{D_{RR}}^2 \end{pmatrix}. \quad (26)$$

Explicitly, the 3×3 submatrices are

$$M_{U_{LL}}^2 = M_{\tilde{Q}}^2 + M_U^2 + \frac{1}{6} M_Z^2 \cos 2\beta (3 - 4 \sin^2 \theta_W), \quad (27)$$

$$M_{U_{LR}}^2 = M_U (A_U - \mu \cot \beta), \quad (28)$$

$$M_{U_{RR}}^2 = M_{\tilde{U}}^2 + M_U^2 + \frac{2}{3} M_Z^2 \cos 2\beta \sin^2 \theta_W \quad (29)$$

and similarly for the down squarks. While the quark mass matrices $M_{U,D}$ are diagonal in the super-CKM basis, the soft breaking terms $M_{\tilde{Q}}^2$, $M_{\tilde{U},\tilde{D}}^2$, and $A_{U,D}$ are not, in general. The flavor violation, which in the super-CKM basis resides in the squark sector, then translates into flavor violation in the quark processes through loop effects, in particular, squark-gluino loops (Fig. 7) since the $q\tilde{q}\tilde{g}$ coupling is proportional to g_s .

In order to suppress FCNC transitions, the squark mass matrices $M_{\tilde{Q}}^2$ and $M_{\tilde{U},\tilde{D}}^2$ must be either very close to the unit matrix (flavor universality) or proportional to the quark mass matrices (alignment). These properties can arise from the assumed SUSY breaking mechanism, for instance, in gauge mediated SUSY breaking, if the hidden sector scale is below the flavor breaking scale (Giudice and Rattazzi, 1999) in anomaly mediated SUSY breaking (Randall and Sundrum, 1999b) or from assumed universality in supergravity (SUGRA) (Girardello and Grisaru, 1982; Kaplunovsky and Louis, 1993; Brignole *et al.*, 1994). Alternatively, alignment can follow from a symmetry, for instance from horizontal symmetries (Dine *et al.*, 1993; Nir and Seiberg, 1993; Leurer *et al.*, 1994; Barbieri *et al.*, 1996).

The minimal source of flavor violation that is necessarily present is due to the Yukawa matrices Y_U, Y_D . The minimal flavor violation assumption, discussed in Sec. III.B, means that these are also the only sources of flavor violation, a scenario that is natural in, for instance, models with gauge mediated SUSY breaking. The most general structure of soft squark mass terms allowed by MFV is (D'Ambrosio *et al.*, 2002)

$$M_{\tilde{Q}}^2 = \tilde{M}^2 (a_1 + b_1 Y_U Y_U^\dagger + \dots),$$

$$M_{\tilde{U}}^2 = \tilde{M}^2 (a_2 + b_2 Y_U^\dagger Y_U),$$

$$M_{\tilde{D}}^2 = \tilde{M}^2 (a_3 + b_3 Y_D^\dagger Y_D),$$

$$A_U = A (a_4 + b_4 Y_D Y_D^\dagger) Y_U,$$

$$A_D = A (a_5 + b_5 Y_U Y_U^\dagger) Y_D, \quad (30)$$

with \tilde{M}^2 a common mass scale and a_i, b_i undetermined parameters. These can be completely uncorrelated but are fixed in more constrained scenarios, such as the constrained MSSM to be discussed next.

The second source of flavor violation in the MSSM is due to the wrong-Higgs couplings, e.g., the H_U coupling to down quarks. These are introduced by loop corrections to the $H\bar{q}q$ vertex. There are two such contributions in the MSSM: the gluino- \tilde{d} graph and the Higgsino- \tilde{u} graph (see Fig. 6). These induce a type-III 2HDM quark-Higgs interaction Lagrangian of the form given by Eq. (23). The loop induced effects are proportional to $\tan \beta$ and thus become important for large $\tan \beta$.

2. Constraints on the MSSM parameter space

The MSSM has 124 free parameters making a direct study of its parameter space intractable. Due to the complexity of the problem, it is convenient to divide the discussion into two parts. We start by first considering a flavor blind MSSM, keeping only the SM flavor violation in the quark sector, but neglecting any other sources of

flavor violation. In the second step we include the two new flavor violating effects of the MSSM discussed above.

A particularly simple version of a flavor blind MSSM is the so-called constrained MSSM (cMSSM) (Kane *et al.*, 1994). The soft SUSY breaking masses and trilinear terms are assumed to be universal at some high scale, for instance, at the grand unification theory (GUT) scale $M_{\text{GUT}} \sim 10^{16}$ GeV,

$$(M_Q^2)_{ij} = (M_U^2)_{ij} = (M_D^2)_{ij} = (M_L^2)_{ij} = M_0^2 \delta_{ij},$$

$$(A_{U,D})_{ij} = A_0 e^{i\phi_0} (Y_{U,D})_{ij}. \quad (31)$$

The gaugino masses are also assumed to be universal at M_{GUT} and equal to $M_{1/2}$. The cMSSM has only the following six unknown parameters: the universal gaugino mass $M_{1/2}$, the squark and slepton soft breaking mass scale M_0 , the trilinear coupling $|A_0|$, the ratio of Higgs vevs $\tan \beta$, and two phases $\phi_\mu = \arg(\mu)$ and $\phi_A = \arg(A)$. In minimal supergravity (mSUGRA), an additional constraint $B_0(\tan \beta) = A_0 - M_0$ is imposed, but the terms cMSSM and mSUGRA are often used interchangeably in the literature. The masses and couplings at the electroweak scale are found by RG running in the MSSM. In particular, this introduces a flavor structure of the form shown in Eq. (30).

We consider here only the cMSSM with conserved R parity, for which the lightest neutralino (the lightest supersymmetric particle) is identified as the dark matter particle. The experimental constraints on cMSSM parameters are then the following.

- The lower bound on light neutral Higgs boson mass, $M_{h^0} \geq 120$ GeV, rules out very low values of $\tan \beta$ and constrains a combination of A_0 and M_0^2 parameters.
- The anomalous magnetic moment of the muon $a_\mu = \frac{1}{2}(g-2)_\mu$ appears to differ from the SM prediction at about 3σ level, $a_\mu^{\text{exp}} - a_\mu^{\text{SM}} \simeq (27.5 \pm 8.3) \times 10^{-10}$ (Bennett *et al.*, 2006; Miller *et al.*, 2007). The sign of the difference suggests that $\mu > 0$ is strongly favored.
- The radiative decays $b \rightarrow s\gamma$. The H^\pm -top and W^\pm -top penguin loops interfere constructively, while the chargino diagram has a relative sign given by $-\text{sgn}(A_t \mu)$ and can thus interfere either constructively or destructively. To preserve agreement with the SM prediction for C_7 , the H^\pm and chargino contributions must cancel to a good approximation, which requires $\mu > 0$. An alternative possibility would be a large destructive chargino contribution, finely tuned to give $C_7 = -(C_7)_{\text{SM}}$, but this possibility is ruled out by the measurement of $\mathcal{B}(b \rightarrow s\ell^+\ell^-)$ (Gambino *et al.*, 2005; Lunghi *et al.*, 2006).
- Electroweak precision observables (Heinemeyer *et al.*, 2006). The good agreement with the SM predictions constrains the mass splitting of the superpartners, especially in the third generation.

Recent detailed cMSSM analyses with special emphasis on B meson phenomenology were done by Carena *et al.* (2006); Ciuchini *et al.* (2007b); Ellis *et al.* (2007); Barenboim *et al.* (2008); Goto *et al.* (2008) (see also earlier works referenced therein). Here we mention a few implications of these studies that are valid in cMSSM.

The gluino dominance of the RG evolution leads to strong correlations between gaugino and squark masses at the weak scale. The lower bound on chargino mass from direct searches then translates to a lower bound of about 250 GeV on the mass of the lightest squark, the stop. The constraint from $b \rightarrow s\gamma$ implies heavy charged Higgs in most of the parameter space, $m_{H^\pm} \gtrsim 400$ GeV (Bartl *et al.*, 2001). For large values of $\tan \beta$ smaller masses are possible if the charged Higgs contribution to $b \rightarrow s\gamma$ is canceled by the chargino contribution. This simultaneously requires large squark masses above TeV, while $\mathcal{B}(B^- \rightarrow \tau^- \bar{\nu}_\tau)$ then puts a constraint $m_{H^\pm} \gtrsim 180$ GeV (Barenboim *et al.*, 2008).

The cMSSM contains new sources of CP violation, the phases ϕ_μ and ϕ_A . These are constrained by the experimental upper bound on the electron electric dipole moment (EDM) $|d^e| \leq 4.0 \times 10^{-27}$ (Regan *et al.*, 2002). In the MSSM one-loop chargino and neutralino contributions lead to a nonzero electron EDM. Although each of these two contributions restricts ϕ_μ, ϕ_A to be very small, cancellations can occur so that $\phi_\mu \leq 0.1$, and unrestricted ϕ_A are still allowed. In this case $A_{CP}(b \rightarrow s\gamma)$ can be of order a few percent (Bartl *et al.*, 2001), while if ϕ_μ is set to zero the resulting $A_{CP}(b \rightarrow s\gamma)$ is hard to distinguish from SM (Goto *et al.*, 2007). Measurements of this asymmetry can thus give important information about the structure of CP violation beyond the SM.

3. Flavor violation in the generic $\tan \beta$ scenario

For moderate values of $\tan \beta \sim 5-15$, the only new flavor violating effects are from the off-diagonal terms in the squark mixing matrices (in the super-CKM basis). It is convenient to parametrize this matrix in a way that is simply related to FCNC data. Using data to bound the off-diagonal squark mixing matrix elements, one would then gain insight into the flavor structure of the soft breaking terms.

A convenient way to formulate such constraints makes use of the mass insertion approximation in terms of the δ_{ij} parameters (Hall *et al.*, 1986; Gabbiani *et al.*, 1996),

$$(\delta_{AB}^d)_{ij} = (M_{D_{AB}}^2)_{ij} / M_{\bar{q}}^2, \quad A, B \in \{L, R\}, \quad (32)$$

where $M_{\bar{q}}$ is an average squark mass. Often this is chosen to be the generation dependent quantity, $M_{\bar{q}}^2 = M_{\bar{q}_{A_i}} M_{\bar{q}_{B_j}}$. Analogous parameters can be defined in the up squark sector.

Recent constraints on δ_{AB}^d from Ciuchini *et al.* (2007b) are summarized in Table III. These bounds are derived in the mass insertion approximation, keeping only the dominant gluino diagrams. The best constrained param-

TABLE III. Upper bounds (90% C.L.) on the $(\delta_{AB}^d)_{ij}$ squark mixing parameters obtained from experimental data (Ciuchini *et al.*, 2007b).

ij/AB	LL	LR	RL	RR
12	1.4×10^{-2}	9.0×10^{-5}	9.0×10^{-5}	9.0×10^{-3}
13	9.0×10^{-2}	1.7×10^{-2}	1.7×10^{-2}	7.0×10^{-2}
23	1.6×10^{-1}	4.5×10^{-3}	6.0×10^{-3}	2.2×10^{-1}

eters are the off diagonal δ_{LL}^d , which contribute to FCNC processes in the down quark sector.

The $(\delta_{AB}^d)_{12}$ parameters (see Table III) are constrained by measurements in the kaon sector of $\Delta M_{K,\epsilon,\epsilon'}/\epsilon$. Data on $B^0-\bar{B}^0$ mixing constrain $(\delta_{AB}^d)_{13}$. Finally, in the $2 \rightarrow 3$ sectors there are several constraints: from rare radiative decays $b \rightarrow s\gamma$, $b \rightarrow s\ell^+\ell^-$, and the recently measured $B_s^0-\bar{B}_s^0$ mixing. Constraints on the mass insertions in the up sector can be derived from recent $D-\bar{D}$ mixing data (Ciuchini *et al.*, 2007a).

4. Large $\tan \beta$ regime

The loop induced couplings of H_u to down-type quarks render the Yukawa interactions equivalent to a type-III 2HDM [cf. Fig. 6 and Eq. (23)]. These new flavor violating effects are enhanced by $\tan \beta$. Assuming MFV the new interactions are restricted to the form in Eq. (23). The ϵ_i coefficients are calculable from SUSY loop diagrams: ϵ_0 contains the effect of the gluino diagram, while $\epsilon_{1,2}$ are induced by the Higgsino diagrams of Fig. 6. The induced low energy EFT operators give enhanced contributions to several B physics processes. We discuss here $B_s^0 \rightarrow \ell^+\ell^-$, B_s^0 mixing, and $b \rightarrow s\gamma$, which have a distinctive phenomenology in the large $\tan \beta$ scenario with MFV.

The $B_s^0 \rightarrow \ell^+\ell^-$ decay receives an enhanced contribution from tree level exchange of neutral Higgs bosons, which induce scalar operators of the form $m_b(\bar{b}_R s_L)(\bar{\ell}\ell)$ and $m_b(\bar{b}_R s_L)(\bar{\ell}\gamma_5\ell)$. The branching fraction of this mode scales as $\mathcal{B}(B_s^0 \rightarrow \ell^+\ell^-) \sim \tan^6 \beta / M_A^4$ and can thus be easily enhanced by several orders of magnitude compared to the SM prediction (Babu and Kolda, 2000; Bobeth *et al.*, 2001, 2002; Chankowski and Slawianowska, 2001).

Tree level exchange of neutral Higgs bosons also induces the double penguin operators $(\bar{b}_R s_L)(\bar{b}_L s_R)$, which contribute to $B_s^0-\bar{B}_s^0$ mixing. The contributions are enhanced by a factor of $\tan^4 \beta$ and decrease the ΔM_{B_s} mass difference compared with the SM, while the effect on ΔM_{B_s} is m_d/m_s times smaller (Buras, Chankowski, *et al.*, 2001).

The radiative decay $b \rightarrow s\gamma$ receives contributions from neutral Higgs loops in the large $\tan \beta$ limit. An important effect is the presence of corrections of order $(\alpha_s \tan \beta)^n$, which can be resummed to all orders

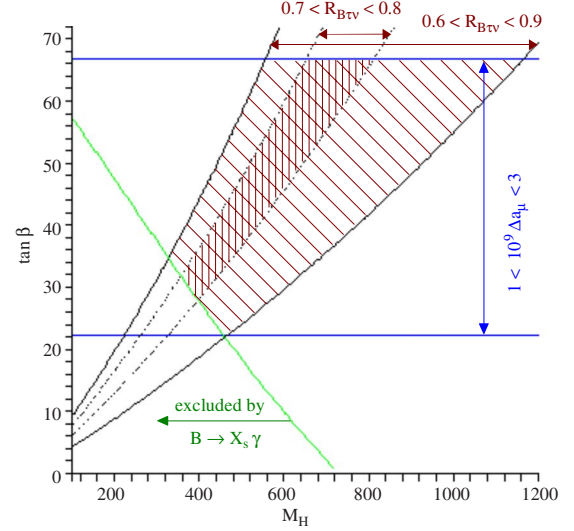


FIG. 8. (Color online) Constraints from B physics observables and $(g-2)_\mu$ in the $(M_{H^+}, \tan \beta)$ plane, with fixed $\mu=0.5$ TeV and $A_U=0$. From Isidori and Paradisi, 2006.

(Carena *et al.*, 2001; Dedes and Pilaftsis, 2003; Ellis *et al.*, 2007). The effect of the resummation can be appreciable for sufficiently large values of $\tan \beta$.

The correlation of these observables can be studied in the $(M_{H^+}, \tan \beta)$ plane, as shown in Fig. 8, for fixed values of A_U, μ . The tree mediated decay $B_u \rightarrow \tau\nu$ is included in these constraints. In the MSSM this is given by the same expression as in the 2HDM up to a gluino correction which becomes important in the large $\tan \beta$ limit.

E. Models of warped extra dimensions

One of the most interesting models of new physics is based on the idea of a warped extra dimension (Randall and Sundrum, 1999a). This notion has great appeal as it can lead to a simultaneous resolution to the hierarchy problem as well as the flavor problem of the SM by accommodating rather naturally the observed large disparity of fermion masses (Gherghetta and Pomarol, 2000; Grossman and Neubert, 2000; Davoudiasl and Soni, 2007). For lack of space we do not discuss the implications of universal extra dimensions, for which we refer the reader to the review by Hooper and Profumo (2007).

In the Randall-Sundrum (RS) setup the five-dimensional space time has anti-de Sitter geometry (AdS₅). A slice of AdS₅ (bulk) is truncated by flat four-dimensional (4D) boundaries, the Planck (UV), and the TeV (IR) branes. This setup gives a warped metric in the bulk (Randall and Sundrum, 1999a),

$$ds^2 = e^{-2kr_c|\phi|} \eta_{\mu\nu} dx^\mu dx^\nu - r_c^2 d\phi^2, \quad (33)$$

where k is the 5D curvature scale, r_c is the radius of compactification, and $\phi \in [-\pi, \pi]$ is the coordinate along the fifth dimension. The warp factor $e^{-2kr_c|\phi|}$ leads to different length scales in different 4D slices along the ϕ direction, which provides a solution to the hierarchy

problem. In particular, the Higgs field is assumed to be localized near the TeV brane so that the metric “warps” $\langle H \rangle_5 \sim M_5 \sim M_P \sim 10^{19}$ GeV down to the weak scale, $\langle H \rangle_4 = e^{-kr_c \pi} \langle H \rangle_5$. For $kr_c \approx 12$ then $\langle H \rangle_{\text{SM}} \equiv \langle H \rangle_4 \sim 1$ TeV.

Originally the remaining SM fields were assumed to also reside at the IR brane (Davoudiasl *et al.*, 2000). However, the cutoff of the effective 4D theory is then also redshifted to the weak scale. This, in turn, leads to unsuppressed higher dimensional operators and thus large violations of the electroweak precision data and unacceptably large FCNCs.

This problem can be solved by realizing that the points along the warped fifth dimension correspond to different effective 4D cutoff scales. In particular, by localizing the first and second generation fermions close to the UV brane the higher dimensional operators get suppressed by effectively larger scales (Gherghetta and Pomarol, 2000). Note that this explains why first and second generation fermions are light: the Yukawa interactions are small because of small overlap between IR localized Higgs and UV localized light fermion zero modes. The top quark, on the other hand, is localized near the TeV brane to obtain a large top Yukawa coupling.

This configuration suppresses FCNCs substantially and reproduces the fermion mass hierarchies without invoking large disparities in the Yukawa couplings of the fundamental 5D action (Gherghetta and Pomarol, 2000; Grossman and Neubert, 2000). It thus has a built-in analog of the SM Glashow-Iliopoulos-Maiani (GIM) mechanism [the RS-GIM (Agashe *et al.*, 2004, 2005)] and reproduces the approximate flavor symmetry among light fermions.

Similar to the SM GIM, the RS-GIM is violated by the large top quark mass. In particular, $(t, b)_L$ needs to be localized near the TeV brane otherwise the 5D Yukawa coupling becomes too large and makes the theory strongly coupled at the scale of the first Kaluza-Klein (KK) excitation. This has two consequences: (1) in the interaction basis, the coupling of b_L to gauge KK modes (say, the gluons) $g_{G\text{KK}}^b$ is large compared to the couplings of the lighter quarks. This is a source of flavor violation leading to FCNCs. (2) The Higgs vev mixes the zero mode of Z and its KK modes, leading to a nonuniversal shift $\delta g_Z^b \sim g_{Z\text{KK}}^b \sqrt{\log(M_{\text{Pl}}/\text{TeV})} m_Z^2 / m_{\text{KK}}^2$ in the coupling of b_L to the physical Z (Agashe *et al.*, 2003; Burdman and Nomura, 2004). Here $g_{Z\text{KK}}^b$ is the coupling between b_L and a KK Z state before electroweak symmetry breaking. The factor $\sqrt{\log(M_{\text{Pl}}/\text{TeV})}$ comes from enhanced Higgs coupling to gauge KK modes, which are also localized near the TeV brane. Electroweak precision measurements of $Z \rightarrow b_L \bar{b}_L$ require that this shift is smaller than $\sim 1\%$. Using $g_{Z\text{KK}}^b \sim g_Z$ this is satisfied for $m_{\text{KK}} \sim 3$ TeV. In passing we also note that with enhanced bulk electroweak gauge symmetry, $\text{SU}(2)_L \times \text{SU}(2)_R \times \text{U}(1)_{B-L}$, and KK masses of ≈ 3 TeV,

consistency with constraints from electroweak precision measurements is achieved (Agashe *et al.*, 2003).

The tension between obtaining a large top Yukawa coupling and not introducing too large flavor violation and disagreement with EWP data (Agashe *et al.*, 2003; Burdman and Nomura, 2004) is solved in all models by assuming (1) a close to maximal 5D Yukawa coupling, $\lambda_{5\text{D}} \sim 4$, so that the weakly coupled effective theory contains three to four KK modes, and (2) by localizing $(t, b)_L$ as close to the TeV brane as allowed by $\delta g_Z^b \sim 1\%$. This almost unavoidable setup leads to sizable NP contributions in the following three types of FCNC processes that are top quark dominated: (i) $\Delta F = 2$ transitions, (ii) $\Delta F = 1$ decays governed by box and EW penguin diagrams, and (iii) radiative decays.

Sizable modifications of $\Delta F = 2$ processes are possible from tree level KK gluon exchanges. The $\Delta F = 1$ processes receive contributions from tree level exchange of KK Z modes. These tend to give smaller effects than KK gluon exchanges. Nevertheless it can lead to appreciable effects in the branching ratio, direct CP asymmetry, and the spectrum of $b \rightarrow s \ell^+ \ell^-$ (Agashe *et al.*, 2004, 2005; Burdman and Nomura, 2004). In $b \rightarrow s \bar{q} q$ QCD penguin dominated $B \rightarrow (\phi, \eta', \pi^0, \omega, \rho^0) K_s$ decays, on the other hand, the RS contributions from flavor violating Z vertex are at least $\sim g_Z^2 / g_s^2 \sim 20\%$ suppressed and thus subleading (Agashe *et al.*, 2004, 2005). Consequently, RS models can accommodate only mild deviations from the SM in the corresponding time dependent CP asymmetries.

We should emphasize that these models are not fully developed yet so there can be appreciable uncertainties in the specific predictions. For instance, the particular framework outlined above runs into at least two problems unless the relevant KK masses are much larger than 3 TeV: (i) the presence of right-handed couplings can cause enhanced contributions to $\Delta S = 2$ processes, $K - \bar{K}$ mixing, and ϵ_K (Beall *et al.*, 1982; Bona *et al.*, 2008), and (ii) the simple framework with $O(1)$ complex phases tends to give an electron electric dipole moment about a factor of ~ 20 above the experimental bound (Agashe *et al.*, 2004, 2005). An interesting proposal for the flavor dynamics in the RS setup was given by Fitzpatrick *et al.* (2007) who introduced 5D anarchic minimal flavor violation in the quark sector [see also Cacciapaglia *et al.* (2008)]. This gives a low energy effective theory that falls in the NMFV class, consistent with both FCNC and dipole moment constraints (see Sec. III.B). In this picture new flavor and CP violation phases are present, however, their dominant effect occurs only in the up-type quark sector.

F. Light Higgs searches

Existing LEP constraints on the Higgs mass do not rule out the existence of a very light Higgs boson h with a mass well below the present limit of 114.4 GeV if the SM is extended in either the gauge or Higgs sector (Der-

misek *et al.*, 2007; Fullana and Sanchis-Lozano, 2007). Such states, for instance appear naturally in extensions of the MSSM motivated by the μ -problem (Kim and Nilles, 1984). The most popular models are nonminimal supersymmetric models, where one or more gauge singlets are added to the two Higgs doublets of the MSSM (Han *et al.*, 2004; Barger *et al.*, 2006; Dermisek *et al.*, 2007). The simplest case of one gauge singlet is the next-to-minimal supersymmetric standard model (NMSSM), which contains seven physical Higgs bosons, two of which are neutral pseudoscalars.

A light Higgs boson would be difficult to observe at the LHC because of significant backgrounds, and a SFF could play a complementary role in this respect. The main detection mode is $Y \rightarrow h(\rightarrow \ell^+ \ell^-) \gamma$ (Wilczek, 1977). The presence of a light Higgs may manifest itself as an enhancement of the $Y(1S) \rightarrow \tau^+ \tau^-$ channel relative to other dilepton modes (e, μ). In NMSSM at large $\tan \beta$, the $b \rightarrow sh$ vertex with h a light Higgs produces observable effects in rare B, K decays. It can be searched for in Y or $B \rightarrow K$ decays with missing energy. The presence of new pseudoscalar in NMSSM also breaks the correlation between $B_s^0 \rightarrow \mu^+ \mu^-$ decay and $B_s^0 - \bar{B}_s^0$ mixing that is present in MSSM (Hiller, 2004).

In passing, we mention a related topic. Invisible decays of quarkonia can be used to search for light dark matter candidates (McElrath, 2005; Gunion *et al.*, 2006). An initial analysis of this type has been carried out at Belle (Tajima *et al.*, 2007), illustrating the potential for this physics at a SFF.

G. Flavor signals and correlations

How well can one distinguish various NP models from flavor data? This can be achieved by studying correlations among different flavor violating observables. As mentioned such correlations appear in models of flavor violation motivated by simple symmetry arguments, e.g. in MFV scenarios. An example of how flavor observables can distinguish among a restricted set of models is given by Goto *et al.* (2002, 2004, 2008). They considered four classes of SUSY models, which are typical solutions of the SUSY flavor problem (restricted to the low $\tan \beta$ regime): (i) cMSSM (which for this analysis is equivalent to mSUGRA), (ii) cMSSM with right-handed neutrinos, (iii) SU(5) SUSY GUT with right-handed neutrinos, and (iv) MSSM with U(2) flavor symmetry. The right-handed neutrinos were taken to be degenerate or nondegenerate, the latter with two specific neutrino matrix *Ansätze*. Constraints from direct searches, $b \rightarrow s \gamma$, $B_{(s)} - \bar{B}_{(s)}$ and $K - \bar{K}$ mixing, and upper bounds on $l_i \rightarrow l_j \gamma$ and EDMs were imposed on the models. Table IV lists typical deviations from SM for each of the models that are still allowed.

In addition to the patterns in Table IV, certain correlations are expected between subsets of observables. For example, $\Delta M_{B_s} / \Delta M_{B_d}$ and γ are correlated in all considered models, but to constrain the NP parameters re-

TABLE IV. Summary of expected flavor signals in selected observables considered by Goto *et al.* (2008). After imposing present experimental constraints, observables denoted by \checkmark typically have a non-negligible deviation from the SM; those marked \bullet have deviations which could become measurable at future experimental facilities such as LHCb (Camilleri, 2007; Nakada, 2007), SFF (Hashimoto *et al.*, 2004; Hewett *et al.*, 2005; Bona *et al.*, 2007b), and MEG (Grassi, 2005); and an empty space indicates that deviations smaller than the expected sensitivities are anticipated. Lepton decay processes were not considered in the U(2) model.

Process	SU(5) SUSY GUT			U(2)
	cMSSM	Degen.	Nondegen.	
$A_{CP}^{\text{dir}}(X_s \gamma)$				\checkmark
$S(K^* \gamma)$		\bullet	\checkmark	\checkmark
$A_{CP}^{\text{dir}}(X_d \gamma)$				
$S(\rho \gamma)$		\bullet	\checkmark	\checkmark
$\Delta S(\phi K_S)$		\bullet	\checkmark	\checkmark
$S(J/\psi \phi)$		\bullet	\checkmark	\checkmark
$\Delta M_s / \Delta M_d$ vs γ			\bullet	\bullet
$\mu \rightarrow e \gamma$		\checkmark		—
$\tau \rightarrow \mu \gamma$			\checkmark	—
$\tau \rightarrow e \gamma$			\checkmark	—

quires improved lattice QCD determination of the ξ parameter at the few percent level. In Table IV we do not list results for cMSSM with right-handed neutrinos, where the only observable deviations are expected in $\mu \rightarrow e \gamma$ for degenerate and $\tau \rightarrow \mu \gamma, e \gamma$ for nondegenerate right-handed neutrinos.

IV. DIRECT MEASUREMENTS OF UNITARITY TRIANGLE ANGLES

We now discuss methods for direct determination of the angles in the standard CKM unitarity triangle. They test the CKM unitarity requirement for the first and third columns of the CKM matrix (see Fig. 9). We focus on methods that use little or no theoretical assumptions: the determinations of (i) β from $B^0 \rightarrow J/\psi K_{S,L}$ and $B^0 \rightarrow Dh^0$, (ii) γ from $B \rightarrow DK$ and $2\beta + \gamma$ from $B \rightarrow D^{(*)} \pi / \rho, D^{(*)0} K^{(*)0}$, and (iii) α from $B \rightarrow \pi \pi, \pi \rho, \rho \rho$.

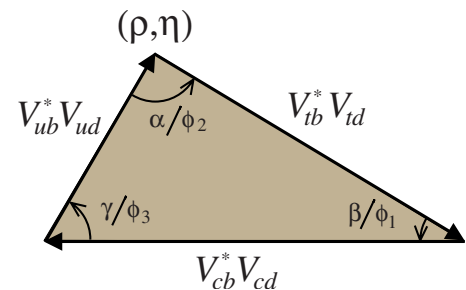


FIG. 9. (Color online) The standard CKM unitarity triangle.

These decays are tree dominated so new physics effects are expected to be small. Together with measurements of the sides discussed in Sec. V, a determination of the standard model CKM unitarity triangle is possible using either tree level processes alone or including $\Delta F=2$ (mixing) processes (Buras, Gambino, *et al.*, 2001; Charles *et al.*, 2005; Bona *et al.*, 2006b). This should be compared with the determinations using methods sensitive to new physics discussed later.

We now set up the notation. Assuming *CPT* invariance the time dependent decay of an initially tagged B^0 is given by

$$\Gamma[B^0(t) \rightarrow f] \propto e^{-\Gamma t} \left[\cosh\left(\frac{\Delta\Gamma t}{2}\right) + H_f \sinh\left(\frac{\Delta\Gamma t}{2}\right) - \mathcal{A}_f^{CP} \cos \Delta m t - S_f \sin \Delta m t \right], \quad (34)$$

where Γ is the average neutral B meson decay width, while $\Delta\Gamma = \Gamma_H - \Gamma_L$ is the difference of decay widths between heavier and lighter B_q^0 mass eigenstates, so that the mass difference $\Delta m = m_H - m_L > 0$. In this section we focus on B^0 mesons, but Eq. (34) applies also to the B_s^0 system discussed in Sec. IX. Using shorthand notation $\bar{A}_f = A(\bar{B}^0 \rightarrow f)$, $A_f = A(B^0 \rightarrow f)$, the coefficient of $\cos \Delta m t$ is

$$\mathcal{A}_f^{CP} = (|\bar{A}_f|^2 - |A_f|^2) / (|\bar{A}_f|^2 + |A_f|^2) \quad (35)$$

and is equal to direct *CP* asymmetry in the case of a *CP* eigenstate f (in the literature $C_f = -\mathcal{A}_f^{CP}$ is also used). The coefficient of $\sin \Delta m t$ describes *CP* violation in interference between mixing and decay and is given by

$$S_f = -2 \frac{\text{Im} \lambda_f}{1 + |\lambda_f|^2}, \quad \lambda_f = \left(\frac{q}{p}\right)_{B A_f} \frac{\bar{A}_f}{A_f}, \quad (36)$$

where the parameters q_B, p_B describe the flavor composition of the B^0 mass eigenstates. In Eq. (35) we neglected *CP* violation in mixing taking $|(q/p)_B| = 1$, which we assume to be the case. The time dependent decay width $\Gamma(\bar{B}^0(t) \rightarrow f)$ is obtained from Eq. (34) by flipping the signs of the $\cos(\Delta m t)$ and $\sin(\Delta m t)$ terms. The time dependent *CP* asymmetry is thus (setting $\Delta\Gamma \rightarrow 0$)

$$a_{CP}(B(t) \rightarrow f) = \frac{\Gamma(\bar{B}^0(t) \rightarrow f) - \Gamma(B(t) \rightarrow f)}{\Gamma(\bar{B}^0(t) \rightarrow f) + \Gamma(B(t) \rightarrow f)} = \mathcal{A}_f^{CP} \cos(\Delta m t) + S_f \sin(\Delta m t). \quad (37)$$

In the B^0 system the observable H_f in Eq. (34) is hard to measure since $(\Delta\Gamma/\Gamma)_{B^0} \ll 1$. For the B_s^0 system, on the other hand, a much larger decay width difference is predicted within the standard model $(\Delta\Gamma/\Gamma)_{B_s^0} = -0.147 \pm 0.060$ (Lenz and Nierste, 2007). Experimentally, the current world average from an angular analysis of $B_s^0 \rightarrow J/\psi \phi$ decays is $(\Delta\Gamma/\Gamma)_{B_s^0} = -0.206^{+0.111}_{-0.106}$ (Abazov *et al.*, 2005; Acosta *et al.*, 2005; Barberio *et al.*, 2007) [a more precise value of $-0.104^{+0.084}_{-0.076}$ (Barberio *et al.*, 2007)

is obtained by including the B_s^0 lifetime measurements from flavor specific decays]. Thus, in the B_s^0 system both S_f and

$$H_f = -2 \text{Re} \lambda_f / (1 + |\lambda_f|^2) \quad (38)$$

are experimentally accessible (Dunietz, 1995). While sensitivity to the S_f term requires the ability to resolve the fast B_s^0 oscillations, for which the large boost of a hadronic machine is preferable, the H_f term is measured from the coefficient of the $\sinh(\Delta\Gamma t/2)$ dependence, which can be achieved at a SFF operating at the Y(5S).

A. Measuring β

The measurement of β is the primary benchmark of the current B factories. The present experimental world average from decays into charmonia-kaon final states, $\sin 2\beta = 0.680 \pm 0.025$ (Aubert *et al.*, 2007f; Barberio *et al.*, 2007; Chen *et al.*, 2007a), disagrees slightly with an indirect extraction that is obtained using all other constraints on the unitarity triangle. CKMfitter group, for instance, obtains $\sin 2\beta = 0.799^{+0.044}_{-0.094}$ (Charles *et al.*, 2005), while a similar small inconsistency is found by Bona *et al.* (2006b, 2008); Lunghi and Soni (2007). Improved accuracy in experiment and theory are needed to settle this important issue. The theoretical error in the direct determination is negligible as discussed below. The theoretical error in the indirect determination, on the other hand, is a combination of theoretical errors in all constraints used in the fit and comes appreciably from the lattice inputs.

That the extraction of the weak phase β from $B^0 \rightarrow J/\psi K_S$ is theoretically very clean was realized long ago (Bigi and Sanda, 1981; Carter and Sanda, 1981; Hagelin, 1981). The decay is dominated by a $\bar{b} \rightarrow \bar{c} c \bar{s}$ tree level transition. The complex parameter describing the mixing induced *CP* violation in $B \rightarrow J/\psi K_S$ is

$$\lambda_{J/\psi K_S} = - \left(\frac{q}{p}\right)_{B_d} \left(\frac{p}{q}\right)_{K^0} \frac{A(\bar{B}^0 \rightarrow J/\psi \bar{K}^0)}{A(B^0 \rightarrow J/\psi K^0)} \simeq \left(\frac{q}{p}\right)_{B_d} \left(\frac{p}{q}\right)_{K^0} \frac{V_{cb} V_{cs}^*}{V_{cb}^* V_{cs}}. \quad (39)$$

The $(p/q)_{K^0}$ factor is due to $K^0 - \bar{K}^0$ mixing [cf. Eq. (36)]. In going to the second line we have used *CP* symmetry to relate the two matrix elements, keeping only the tree level operator $V_{cb} V_{cs}^* (\bar{c} b)_{V-A} (\bar{s} c)_{V-A} + \text{H.c.}$ In the effective weak Hamiltonian (the relative minus sign arises since the $J/\psi K$ final state has $L=1$). The remaining pieces are highly suppressed in the SM. In the standard phase convention for the CKM matrix (Aleksan *et al.*, 1994), $V_{cb} V_{cs}^*$ is real, while $(q/p)_{B_d} = -e^{-2i\beta}$ and $(q/p)_{K^0} = -1$ up to small corrections to be discussed below, so that $S_{J/\psi K_S} = \sin 2\beta$, $\mathcal{A}_{J/\psi K_S}^{CP} = 0$. The time dependent *CP* asymmetry of Eq. (37) is then

$$a_{CP}(B(t) \rightarrow J/\psi K_S) = \sin(2\beta)\sin(\Delta mt), \quad (40)$$

with a vanishingly small $\cos(\Delta mt)$ coefficient. Corrections to this simple relation arise from subleading corrections to the $B^0\text{-}\bar{B}^0$ mixing, the $K^0\text{-}\bar{K}^0$ mixing, and the $B \rightarrow J/\psi K$ decay amplitude that have been neglected in the derivation of Eq. (40). Including these corrections results

$$\begin{aligned} a_{CP}(B(t) \rightarrow J/\psi K_S) &= \left[\sin(2\beta) + \Delta S^{B\text{mix}} + \Delta S^{K\text{mix}} \right. \\ &\quad \left. + \Delta S^{\text{decay}} + \frac{\Delta\Gamma_{B^0}}{4} \sin 4\beta \right] \sin \Delta mt \\ &\quad + [\Delta\mathcal{A}^{B\text{mix}} + \Delta\mathcal{A}^{K\text{mix}} + \Delta\mathcal{A}^{\text{decay}}] \cos \Delta mt. \end{aligned} \quad (41)$$

Here (Boos *et al.*, 2004)

$$\Delta S^{B\text{mix}} = -\text{Im}(\Delta M_{12}/|M_{12}|) = (2.08 \pm 1.23) \times 10^{-4} \quad (42)$$

is the correction due to u and c quarks in the box diagram which mixes neutral B mesons. These contributions have a different weak phase than the leading t quark box diagram and thus modify the relation $\arg(q/p)_{B_d} = 2\beta$.

The correction (Grossman *et al.*, 2002)

$$\Delta S^{K\text{mix}} = -2 \cos(2\beta)\text{Im}(\epsilon_K) \approx -2.3 \times 10^{-3} \quad (43)$$

arises from the deviation of $(q/p)_{K^0}$ from -1 and from the fact that the experimental identification through $K_S \rightarrow \pi\pi$ decay includes a small admixture of K_L .

The correction due to the penguin contributions in the $B \rightarrow J/\psi K$ decay is (Grossman *et al.*, 2002)

$$\Delta S^{\text{decay}} = -2 \cos(2\beta)\text{Im}(\lambda_u^{(s)}/\lambda_c^{(s)})r \cos \delta_r, \quad (44)$$

where $\lambda_q^{(s)} = V_{qb}V_{qs}^*$, r is the ratio of penguin to tree amplitudes, and δ_r is the strong phase difference. Because of the strong CKM suppression ($|\lambda_u^{(s)}/\lambda_c^{(s)}| \sim 1/50$) these effects are small, on the order of the other two ΔS corrections. The calculation of ΔS^{decay} is highly uncertain. The factorization theorems for two-body decays into two light mesons are not applicable due to the large J/ψ mass. Even so, calculations have been attempted. Using a combination of QCD factorization and perturbative QCD (pQCD) Li and Mishima (2007) obtained $\Delta S^{\text{decay}} = (7.2_{-3.4}^{+2.4}) \times 10^{-4}$. Boos *et al.* (2004) found $\Delta S^{\text{decay}} = -(4.24 \pm 1.94) \times 10^{-4}$ using a combination of the mechanism of Bander *et al.* (1980) and naive factorization and keeping only the $u\bar{u}$ loop contribution. An alternative approach uses SU(3) flavor symmetry to relate the $B^0 \rightarrow J/\psi K^0$ amplitude to the $B^0 \rightarrow J/\psi \pi^0$ amplitude, neglecting annihilationlike contributions (Ciuchini *et al.*, 2005). In $B^0 \rightarrow J/\psi \pi^0$ decay the penguin contributions are CKM enhanced, increasing the sensitivity to r and δ_r . Using the experimental information available at the time Ciuchini *et al.* (2005) obtained

$\Delta S^{\text{decay}} = 0.000 \pm 0.017$. The error is dominated by the experimental errors and is not indicative of the intrinsic ΔS^{decay} size.

In summary, $\Delta S_{J/\psi K_S}$ is expected to be $\Delta S_{J/\psi K_S} \approx -1.4 \times 10^{-3}$. This is also the typical size of the term due to a nonzero decay width difference, $\sin 4\beta(\Delta\Gamma_{B^0})/4 \approx -1 \times 10^{-3}$ (Boos *et al.*, 2004). Thus, any discrepancy significantly above the per mille level between the $S_{J/\psi K_S}$ measurement and the value of $\sin(2\beta)$ obtained from the CKM fits would be a clear signal of new physics (Hou *et al.*, 2006). The theoretical uncertainty in the measurement of $\sin 2\beta$ from $S_{J/\psi K_S}$ is likely to remain smaller than the experimental error even at a SFF. Extrapolations of the current analyses suggest that imperfect knowledge of the vertex detector alignment and beam spot position will provide a limiting systematic uncertainty, with the ultimate sensitivity of 0.5–1.2% (Akeroyd *et al.*, 2004; Bona *et al.*, 2007b).

Digressing from the determination of the unitarity triangle, the situation for the direct CP asymmetries in $B \rightarrow J/\psi K$ is rather similar (Grossman *et al.*, 2002; Boos *et al.*, 2004; Li and Mishima, 2007),

$$-\Delta\mathcal{A}^{B\text{mix}} = \text{Im}(\Gamma_{12}/2M_{12}) = -(2.59 \pm 1.48) \times 10^{-4}, \quad (45)$$

$$-\Delta\mathcal{A}^{K\text{mix}} = 2 \text{Re}(\epsilon_K) \approx 3.2 \times 10^{-3}, \quad (46)$$

$$-\Delta\mathcal{A}^{\text{decay}} = 2 \text{Im}(\lambda_u^{(s)}/\lambda_c^{(s)})r \sin \delta_r = (16.7_{-8.7}^{+6.6}) \times 10^{-4}, \quad (47)$$

giving a combined CP asymmetry $\mathcal{A}_{J/\psi K_S} \approx -4.6 \times 10^{-3}$. This is nearly one order of magnitude smaller than the current experimental uncertainty on this quantity (Aubert *et al.*, 2007f; Chen *et al.*, 2007a) and comparable to the likely size of the limiting systematic uncertainty at a SFF (Akeroyd *et al.*, 2004; Bona *et al.*, 2007b). New physics contributions to this quantity could enhance the CP asymmetry to the 1% level or even higher while obeying all other constraints from flavor physics (Wu and Soni, 2000; Bergmann and Perez, 2001; Hou *et al.*, 2006).

A complementary measurement of β is provided by a time dependent $B^0 \rightarrow [K_S \pi^+ \pi^-]_D h^0$ Dalitz plot analysis (Bondar *et al.*, 2005). Here $h^0 = \pi^0, \eta, \omega, \dots$, while D^{*0} can also be used in place of D^0 . This channel provides measurements of both $\sin 2\beta$ and $\cos 2\beta$ resolving the $\beta \rightarrow \pi/2 - \beta$ discrete ambiguity. The resulting measurement of β is theoretically extremely clean since it does not suffer from penguin contributions. The only theoretical uncertainty is due to the D^0 decay model, which at present gives an error of ~ 0.2 on $\cos 2\beta$ (Krokovny *et al.*, 2006; Aubert *et al.*, 2007i) and can be reduced in the future using the same methods as in the $B \rightarrow DK$ analysis (see the discussion in Sec. IV.B). D decays to CP eigenstates can also be used. However, these are only sensitive to $\sin 2\beta$ (Fleischer, 2003).

B. Measuring γ

1. γ from $B \rightarrow DK$

The most powerful method to measure γ uses the interference between $b \rightarrow c\bar{u}s$ and $b \rightarrow u\bar{c}s$ amplitudes in $B \rightarrow DK$ decays (Gronau and London, 1991; Gronau and Wyler, 1991) [for a review see, e.g., Zupan (2007c)]. In the case of charged B decays the interference is between $B^- \rightarrow DK^-$ amplitude, A_B , followed by $D \rightarrow f$ decay and $B^- \rightarrow \bar{D}K^-$ amplitude, $A_B r_B e^{i(\delta_B - \gamma)}$, followed by $\bar{D} \rightarrow f$ decay, where f is any common final state of D and \bar{D} . The $B^+ \rightarrow D(\bar{D})K^+$ decay amplitudes are obtained by $\gamma \rightarrow -\gamma$ sign flip. Neglecting CP violation in the D decays we further have

$$A(D^0 \rightarrow f) = A(\bar{D}^0 \rightarrow \bar{f}) = A_f,$$

$$A(\bar{D}^0 \rightarrow f) = A(D^0 \rightarrow \bar{f}) = A_f r_f e^{i\delta_f}. \quad (48)$$

The parameters δ_B and δ_f are strong phase differences in B and D decays, respectively, while A_B , r_B , A_f , r_f are real. The sensitivity to γ is strongly dependent on the ratio $r_B \sim 0.1$. Since there are no penguin contributions in this class of modes, there is almost no theoretical uncertainty in the resulting measurements of γ ; all hadronic unknowns can, in principle, be obtained from experiment.

Various choices for the final state f are possible: (i) CP eigenstates (e.g., $K_S \pi^0$) (Gronau and Wyler, 1991), (ii) quasisflavor specific states (e.g., $K^+ \pi^-$) (Atwood, Dunietz, and Soni, 1997, 2001), (iii) singly Cabibbo suppressed decays (e.g., $K^{*+} K^-$) (Grossman *et al.*, 2003), or (iv) many-body final states (e.g., $K_S \pi^+ \pi^-$) (Atwood *et al.*, 2001; Giri *et al.*, 2003; Poluektov *et al.*, 2004). There are also other extensions, using many body B decays (e.g., $B^+ \rightarrow DK^+ \pi^0$) (Aleksan *et al.*, 2003; Gronau, 2003), using D^{*0} in both $D^{*0} \rightarrow D \pi^0$ and $D^{*0} \rightarrow D \gamma$ decay modes (Bondar and Gershon, 2004), and using self-tagging D^{**} decays (Sinha, 2004). Neutral B decays (both time dependent and time integrated) can also be used (Kayser and London, 2000; Atwood and Soni, 2003a; Fleischer, 2003; Gronau *et al.*, 2004).

For different D decays in $B \rightarrow (f)_D K$, the parameters A_B , r_B , δ_B , and γ related to the B decay are common, so that there is significant gain in combining results from different D decay channels (Atwood and Soni, 2005). It is therefore not surprising that three body D decays, e.g., $B^\pm \rightarrow [K_S \pi^+ \pi^-]_D K^\pm$, provide the most sensitivity in the extraction of γ as they represent an essentially continuous set of final states f . For $D \rightarrow f$ multibody decays both the magnitude of A_f and the strong phase variation over the Dalitz plot can also be determined using a decay model where A_f is described by a sum of resonant (typically Breit-Wigner) terms (Giri *et al.*, 2003; Poluektov *et al.*, 2004). The decay model can be determined from flavor tagged data [for details, see Poluektov *et al.* (2006), Cavoto *et al.* (2007), and Aubert *et al.* (2008c)].

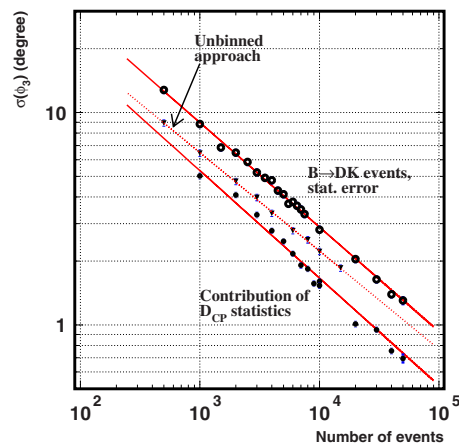


FIG. 10. (Color online) Statistical error on γ (ϕ_3) as a function of the number of reconstructed $B^\pm \rightarrow DK^\pm$ decays and D_{CP} decays as given by toy Monte Carlo study with $r_B=0.2$, $\gamma = 70^\circ$, $\delta_B=180^\circ$, and 4×10^5 D_{CP} decays (Bondar and Poluektov, 2006). Dotted line shows the error on γ from model dependent unbinned Dalitz plot fit with the same input parameters.

Flavor tagged D decays do not provide direct information on the strong phase differences between D^0 and \bar{D}^0 amplitudes. In multibody decays the information comes from the interferences of the resonances, where the phase variation across the Dalitz plot is completely described by the chosen decay model. The question is then what is the modeling error introduced through this approach and how can it be reliably estimated? At present the modeling error on γ is estimated to be $\sim 10^\circ$, which is obtained through a conservative approach of including or excluding various contributions to the model. In the future it will be possible to reduce this error using entangled $\psi(3770) \rightarrow D\bar{D}$ decays at a tau-charm factory to arrive at direct information on the strong phases (Atwood and Soni, 2003b; Giri *et al.*, 2003).

Alternatively, the modeling error can be avoided using a model independent approach (Atwood *et al.*, 2001; Giri *et al.*, 2003). After partitioning the $D \rightarrow K_S \pi^+ \pi^-$ Dalitz plot into bins, variables c_i , s_i are introduced that are the cosine and sine of the strong phase difference averaged over the i th bin. Optimally, these are determined from charm factory running at the $\psi(3770)$ (Soffer, 1998; Gronau *et al.*, 2001; Atwood and Soni, 2003b; Giri *et al.*, 2003). Recent studies (Bondar and Poluektov, 2006, 2008) showed that if measurements of c_i from CP -tagged D decays are included in the analysis, the resulting error on γ using rectangular Dalitz plot binning is only 30% worse than the unbinned model dependent approach (Bondar and Poluektov, 2006) or even only 4% worse for optimal binning (Bondar and Poluektov, 2008). Studies of charm factory events in which D mesons decay to multibody final states such as $K_S \pi^+ \pi^-$ can also provide information on the s_i terms (Bondar and Poluektov, 2008). As shown in Fig. 10, approximately 10^4 CP -tagged D decays are required to keep the contribu-

tion to the uncertainty on γ below the 2° statistical accuracy expected from a SFF.

To reduce the statistical uncertainty, one can also include additional B decay modes. For each, the hadronic factors A_B , r_B , and δ_B can be different, so additional unknown parameters are introduced. To date, $B^\pm \rightarrow DK^\pm$, $B^\pm \rightarrow DK^{*\pm}$, and $B^\pm \rightarrow D^*K^\pm$ [with $D^* \rightarrow D\pi^0(\gamma)$ (Bondar and Gershon, 2004)] have been used.

Another useful approach is to include neutral B^0 decays. These have smaller decay rates; however, the statistical error on γ does not scale with the rate but roughly as the smaller of the two interfering amplitudes. Using isospin one sees that these differ only by a factor of $\sqrt{2}$ (Gronau *et al.*, 2004)

$$A_B r_B \approx \sqrt{2} A_B^n r_B^n. \quad (49)$$

Here we have introduced A_B^n and r_B^n parameters similar to the charged decays above Eq. (48). Although time dependent measurements are needed to extract the full information in the $B^0 \rightarrow DK_S$ system (Gronau and London, 1991; Kayser and London, 2000; Atwood and Soni, 2003a; Fleischer, 2003; Gronau *et al.*, 2007), untagged time integrated rates alone provide sufficient information to determine γ (Gronau *et al.*, 2004, 2007), while $B^0 \rightarrow DK^{*0}$ decays are self-tagging. Therefore, we expect these modes to make a significant contribution to the measurement of γ at a SFF (Akeroyd *et al.*, 2004; Bona *et al.*, 2007c).

We now discuss the theoretical errors. The determination of γ from $B \rightarrow DK$ decays is theoretically extremely clean since these are pure tree decays. The largest uncertainty is due to D^0 - \bar{D}^0 mixing, so far assumed to be absent. The SM D^0 - \bar{D}^0 mixing parameters are $x_D \equiv \Delta m_D / \Gamma_D \sim y_D \equiv \Delta \Gamma_D / 2\Gamma_D \sim O(10^{-2})$, with a negligible CP violating phase, $\theta_D \sim O(10^{-4})$ (see Sec. X).

The effect of CP conserving D^0 - \bar{D}^0 mixing is to change the effective relative strong phase (irrelevant for γ extraction) and to dilute the interference term, resulting in a shift $\Delta\gamma \propto (x_D^2 + y_D^2) / r_f^2$ (Grossman *et al.*, 2005). Thus the shift is larger for the cases where r_f is smaller but even for doubly Cabibbo suppressed decays $\Delta\gamma \lesssim 1^\circ$. Furthermore, this bias can be removed by explicitly including D^0 - \bar{D}^0 mixing into the analysis once x_D and y_D are well measured (Silva and Soffer, 2000; Atwood and Soni, 2005). Moreover in the model independent Dalitz plot analysis no changes are needed since the method used already includes the averaging (dilution) of the interference terms.

The remaining possible sources of theoretical error are from higher order electroweak corrections or from CP violation in the D system. The latter would lead to $\Delta\gamma \sim O(x_D \theta_D, y_D \theta_D)$. In the SM the error is conservatively $\Delta\gamma < 10^{-5}$, while even with large NP in the charm sector one finds $\Delta\gamma \sim O(10^{-2})$.

In summary, a precise measurement of γ can be achieved at a SFF from a combination of $B \rightarrow DK$ type decays with multiple D decay final states. The precision can be improved using charm factory data on strong phases. Although extrapolations of the current data are difficult, studies suggest that an error on γ of $O(1^\circ)$ can be achieved (Akeroyd *et al.*, 2004; Bona *et al.*, 2007b). This would represent a significant improvement on the constraints from any other experiment, and yet the experimental uncertainty on γ would still be far above the irreducible theory error.

2. $\sin(2\beta + \gamma)$

The combination $\sin(2\beta + \gamma)$ can, in principle, be extracted from $B \rightarrow D^{(*)\pm} \pi^\mp$ time dependent analysis (Dunietz, 1998; Suprun *et al.*, 2002). However, the ratio of the two interfering amplitudes $r = |A(B^0 \rightarrow D^{(*)+} \pi^-) / A(\bar{B}^0 \rightarrow D^{(*)+} \pi^-)|$ is too small to be determined experimentally from $O(r^2)$ terms and significant input from theory is required. Related methods use $B^0 \rightarrow D^{*+} \rho^-, D^{*+} a_1^-$, where r can be determined from the interference of different helicity amplitudes (London *et al.*, 2000; Gronau *et al.*, 2003). These modes are difficult experimentally because of π^0 reconstruction and no measurements exist to date. Another option is rare decays such as $B \rightarrow D^{(*)\pm} X^\mp$, $X = a_0, a_2, b_1, \pi(1300)$, where r is $O(1)$ as pointed out by Diehl and Hiller (2001).

Time dependent $B^0 \rightarrow D^{(*)0} K^{(*)0}$ analyses are perhaps the most promising (Kayser and London, 2000; Atwood and Soni, 2003a). The theoretical error is expected to be similar to that in γ extraction from $B \rightarrow DK$ and thus well below SFF sensitivity. Another good candidate, $B_s^0 \rightarrow D_s^\pm K^\mp$, is better suited for experiments in an hadronic environment (Fleischer, 2004). Other alternatives, including three body modes such as $B \rightarrow D^\pm K_S \pi^\mp$ (Charles *et al.*, 1998; Aleksan *et al.*, 2003; Polci *et al.*, 2006), could also lead to a precise measurement of $2\beta + \gamma$.

C. Measuring α

Although in the SM α is not independent from γ and β , it is customary to separate the methods for determining the angle γ that involve B^0 - \bar{B}^0 mixing from those that do not. In this section we discuss the determination of α from the decays $B \rightarrow \pi\pi$, $\rho\pi$, and $\rho\rho$ [for a longer review see, e.g., Zupan (2007a)]. The angle α is determined from the S_f parameter of Eq. (36). For example, in $B \rightarrow \pi\pi$ this is given by

$$S_{\pi^+\pi^-} = \sin 2\alpha + 2r \cos \delta \sin(\beta + \alpha) \cos 2\alpha + O(r^2), \quad (50)$$

where the expansion is in penguin-to-tree ratio $r = P/T$. The tree (penguin) is a term that carries a weak phase (or not), $A(B^0 \rightarrow \pi^+\pi^-) = T e^{i\gamma} + P e^{i\delta}$, while δ is a strong

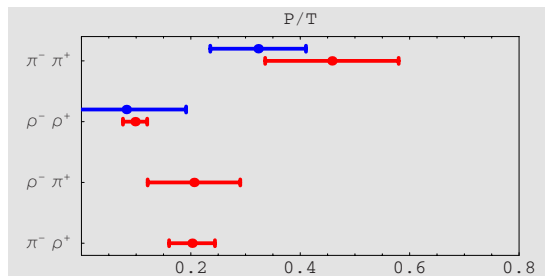


FIG. 11. (Color online) Summary of the present constraints from isospin (blue/dark) and SU(3) flavor symmetry (red/light) on the P/T ratio in the c convention. Only statistical errors are shown.

phase difference.³ In the $r=0$ limit one has $S_{\pi^+\pi^-} = \sin 2\alpha$. If $O(r)$ penguin contribution term is known, α can be extracted from $S_{\pi^+\pi^-}$. This is achieved using symmetries of QCD, isospin or flavor SU(3), or the $1/m_b$ expansion in frameworks such as QCD factorization, pQCD, and soft-collinear effective theory (SCET). The theoretical error on the extracted value of α depends crucially on the size of r . Using isospin and/or SU(3) flavor symmetry one finds (see also Fig. 11)

$$r(\pi^+\pi^-) > r(\rho^+\pi^-) \sim r(\pi^+\rho^-) > r(\rho^+\rho^-). \quad (51)$$

We can expect a similar hierarchy for the theoretical errors on α in the different channels. This simple rule, however, does not apply for methods based on isospin symmetry as discussed below.

1. $B \rightarrow \pi\pi$

We first review the extraction of α from $B \rightarrow \pi\pi$ using isospin decomposition (Gronau and London, 1990). In the isospin limit π forms a triplet and B forms a doublet of isospin. In general, the $B \rightarrow \pi\pi$ transition could be mediated by $\Delta I=1/2, 3/2$, and $5/2$ interactions. However, $\Delta I=5/2$ operators do not appear in the effective weak Hamiltonian of Eq. (5), so that $B \rightarrow \pi^0\pi^0, \pi^+\pi^-, \pi^+\pi^0$ amplitudes are related, as shown in Fig. 12.

Another important input is that aside from possible EWP contributions, A_{+0} is a pure tree (as in Fig. 12). Neglecting EWP the weak phase of A_{+0} is fixed, so that, for instance, $e^{i\gamma}A_{+0} = e^{-i\gamma}\bar{A}_{+0}$. The observable $\sin(2\alpha_{\text{eff}}) = S_{\pi\pi}/\sqrt{1 - (\mathcal{A}_{\pi\pi}^{CP})^2}$ is then directly related to α through $2\alpha = 2\alpha_{\text{eff}} - 2\theta$, where θ is defined in Fig. 12 (left). The present constraints on α following from the isospin analysis with the most recent experimental results (Aubert *et al.*, 2007p; Ishino *et al.*, 2007b) are shown in Fig. 12 (right). Note that in determining α the contribution of $\Delta I=1/2$ terms cancels. This implies that the isospin

³This is the so-called “ c convention” where penguin is proportional to $V_{cb}^*V_{cd}$. The other option is a “ t convention,” where penguin is proportional to $V_{tb}^*V_{td}$ and carries weak phase $-\beta$.

analysis is insensitive to NP in QCD penguin operators and would still return the SM value of α even if such NP contributions were large.

We now turn to the question of theoretical uncertainties in the isospin analysis which come from isospin breaking. This has several effects: (i) different d and u charges lead to EWP operators $\mathcal{Q}_{7,\dots,10}$ in \mathcal{H}_{eff} of Eq. (5), (ii) the π^0 mass and isospin eigenstates no longer coincide, leading to π^0 - η - η' mixing, (iii) reduced matrix elements for states in the same isospin multiplet may no longer be related simply by SU(2) Clebsch-Gordan coefficients, and (iv) $\Delta I=5/2$ operators may be induced, e.g., from electromagnetic rescattering.

In the literature only the first two effects have been analyzed in some detail. The effect of EWP is known quite precisely since the $\Delta I=3/2$ part of the EWP Hamiltonian is related to the tree part of the weak Hamiltonian (Neubert and Rosner, 1998a, 1998b; Buras and Fleischer, 1999; Gronau *et al.*, 1999; Neubert, 1999). The relation between the bases of triangles in Fig. 12 is now modified to $e^{i\gamma}A_{+0} = e^{-i(\gamma+\delta)}\bar{A}_{+0}$, where $\delta = (1.5 \pm 0.3 \pm 0.3)^\circ$ (Gronau *et al.*, 1999; Gronau and Zupan, 2005). The π^0 - η - η' mixing also modifies the Gronau-London triangle relations in Fig. 12 (Gardner, 1999). Since π^0 - η - η' mixing is small, the resulting shift in the extracted value of α is small as well, $|\Delta\alpha_{\pi\eta\eta'}| < 1.6^\circ$ (Gronau and Zupan, 2005).

These two examples of isospin breaking effects show that while not all of the isospin breaking effects can be calculated or constrained at present, the ones that can are of the expected size, $\delta\alpha \sim (m_u - m_d)/\Lambda_{\text{QCD}} \sim 1\%$.

Experimentally, the isospin triangle approach is limited by the need to measure $|A_{00}|$ and $|\bar{A}_{00}|$, i.e., to measure direct CP violation in $B^0 \rightarrow \pi^0\pi^0$ decays. In addition, the method suffers from ambiguities in the solutions for α [as shown in Fig. 12 (right)]. A SFF will enable both problems to be overcome since the large statistics will allow a precise measurement of \mathcal{A}_{00}^{CP} , while the sample of events with photon conversions will allow S_{00} to be measured, removing one ambiguity (Ishino *et al.*, 2007a). Including these effects, we expect a SFF to reach a precision of $\sim 3^\circ$ on α from $B \rightarrow \pi\pi$ (Akeroyd *et al.*, 2004; Bona *et al.*, 2007b).

2. $B \rightarrow \rho\rho$

The isospin analysis in $B \rightarrow \rho\rho$ follows the same lines as for $B \rightarrow \pi\pi$ but with separate isospin triangles (Fig. 12) for each polarization. The longitudinally polarized final state is found to dominate the other two, simplifying the analysis considerably. Another difference from the $\pi\pi$ system is that ρ resonances have a non-negligible decay width. In addition to experimental complications, this allows the two ρ resonances in the final state to form an $I=1$ state if the respective invariant masses are different (Falk *et al.*, 2004), leading to $O(\Gamma_\rho^2/m_\rho^2)$ effects. This effect can, in principle, be constrained experimentally by making different fits to the mass distributions (Falk *et*

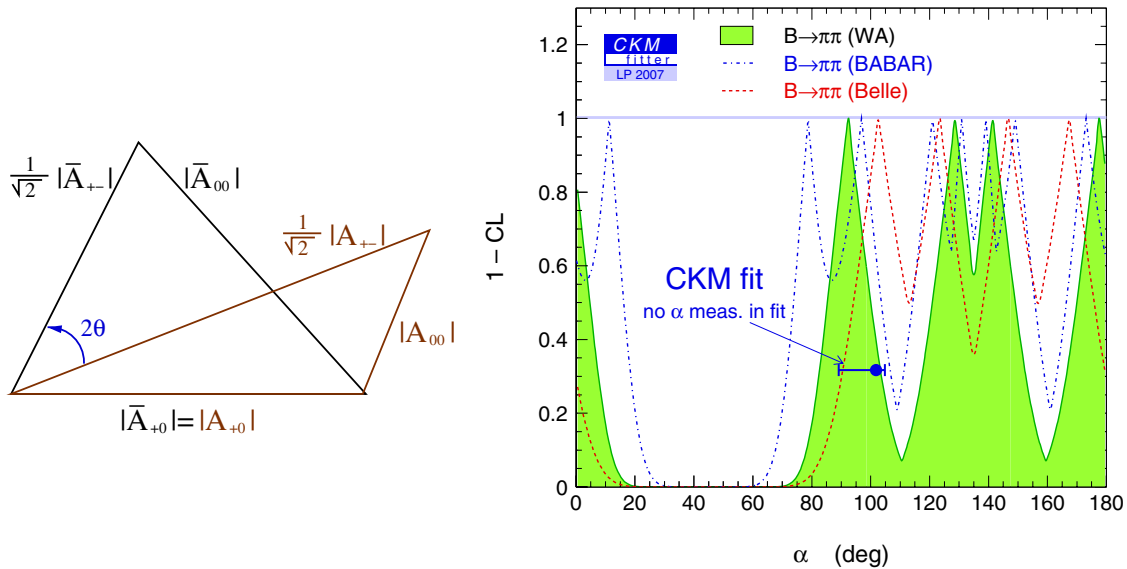


FIG. 12. (Color online) Measurement of α from $B \rightarrow \pi\pi$. Left: The isospin triangle relations due to Gronau and London (1990), with the notation $A_{ij} \equiv A(B^0 \rightarrow \pi^i \pi^j)$. Only one of four possible triangle orientations is shown. Right: Constraints on α from isospin analysis of $B \rightarrow \pi\pi$ (Charles *et al.*, 2005). Note that solutions at $\alpha \approx 0$ need large values of T, P with fine-tuned cancellation and are thus excluded. From Bona *et al.*, 2007a.

al., 2004), though very high statistics would be necessary for such a procedure to be effective.

The remaining theoretical errors are due to isospin breaking effects. While the shift due to EWP is exactly the same as in $\pi\pi$, ρ - ω mixing is expected to cause a relatively large, $O(1)$, effect near the ω mass in the $\pi^+ \pi^-$ invariant mass spectrum. However, integrated over all phase space, the effect is of the expected size for isospin breaking, as indeed are all effects that can currently be estimated (Gronau and Zupan, 2005).

An ingredient that makes the $\rho\rho$ system favorable over $\pi\pi$ is the small penguin contribution (cf. Fig. 11). Moreover, $B^0 \rightarrow \rho^0 \rho^0$ results in an all charged final state so that S_{00} can be determined (Aubert *et al.*, 2008d). Consequently, α determination from isospin analysis of $B \rightarrow \rho\rho$ at the SF is expected to remain more precise than that from $B \rightarrow \pi\pi$, i.e., 1° - 2° (Akeroyd *et al.*, 2004; Bona *et al.*, 2007b).

Somewhat surprisingly, the small penguin contribution makes the method based on the SU(3) symmetry as theoretically clean as the isospin analysis (Beneke *et al.*, 2006). This is because SU(3) symmetry is used to directly constrain P/T , while the isospin construction involves relations also between the tree amplitudes, so that isospin breaking on the larger amplitudes translates to the corrections. The basic idea is to relate $\Delta S=0$ decays in which tree and penguin terms have CKM elements of similar size to $\Delta S=1$ decays in which the P/T ratio has a relative enhancement of $\sim 1/\lambda^2$. The $\Delta S=1$ decays can then be used to constrain P/T . For example, $\mathcal{B}(B^+ \rightarrow K^{*0} \rho^+)$ can be used to bound the penguin contribution to $B^0 \rightarrow \rho^+ \rho^-$ (Beneke *et al.*, 2006),

$$|A_L(K^{*0} \rho^+)|^2 = F(|V_{cs}|f_{K^*}|V_{cd}|f_\rho)P^2, \quad (52)$$

where F parametrizes SU(3) breaking effects [$F=1$ in the limit of exact SU(3)]. Using a conservative range of

$0.3 \leq F \leq 1.5$ results in theoretical error of $\sim 4^\circ$ on α , comparable to the theoretical error in the isospin analysis.

3. $B \rightarrow \rho\pi$

Since $\rho^\pm \pi^\mp$ are not CP eigenstates, extracting α from this system is more complicated. Isospin analysis similar to the one for $B \rightarrow \rho\rho, \pi\pi$ leads to an isospin pentagon construction (Lipkin *et al.*, 1991) that is not competitive. It requires a large amount of experimental data and suffers from multiple solutions. Two more useful approaches are (i) to exploit the full time dependence of the $B^0 \rightarrow \pi^+ \pi^- \pi^0$ Dalitz plot together with isospin (Snyder and Quinn, 1993) or (ii) to use only the $\rho^\pm \pi^\mp$ region with SU(3) related modes (Gronau and Zupan, 2004).

For the Snyder-Quinn isospin analysis two important differences compared to the isospin analysis of $B \rightarrow \pi\pi$ and $B \rightarrow \rho\rho$ are (i) that in $B \rightarrow \rho\pi$ only the isospin relation between penguin amplitudes is needed and (ii) that from the full time dependent $B^0 \rightarrow \pi^+ \pi^- \pi^0$ Dalitz plot the magnitudes and relative phases of $A(B^0 \rightarrow \rho^+ \pi^-)$, $A(B^0 \rightarrow \rho^- \pi^+)$, $A(B^0 \rightarrow \rho^0 \pi^0)$, and the CP conjugated amplitudes are obtained. As a result the Snyder-Quinn approach does not suffer from multiple ambiguities, giving a single (and highly competitive) value for α in $[0, \pi]$. This approach has been implemented by both B factories (Aubert *et al.*, 2007; Kusaka *et al.*, 2007, 2008).

A potential problem is that the peaks of ρ resonance bands do not fully overlap in the Dalitz plot but are separated by approximately one decay width, so one is sensitive to the precise line shape of the ρ resonance. Isospin breaking effects, on the other hand, are expected to be P/T suppressed since only the isospin relation between penguin contributions was used. The largest shift is expected to be due to EWP and is known precisely, as

TABLE V. Precision on the parameters of the standard CKM unitarity triangle expected from direct determinations. For each observable both the theoretical uncertainty and the estimated precision that can be obtained by a Super Flavor Factory (Akeroyd *et al.*, 2004; Bona *et al.*, 2007b) are given.

Observable	Theoretical error	Estimated precision SFF
$\sin(2\beta) (J/\psi K^0)$	0.002	0.01
$\cos(2\beta) (J/\psi K^{*0})$	0.002	0.05
$\sin(2\beta) (Dh^0)$	0.001	0.02
$\cos(2\beta) (Dh^0)$	0.001	0.04
$\gamma (DK)$	$\ll 1^\circ$	$1^\circ\text{--}2^\circ$
$2\beta + \gamma (DK^0)$	$< 1^\circ$	$1^\circ\text{--}2^\circ$
$\alpha (\pi\pi)$	$2^\circ\text{--}4^\circ$	3°
$\alpha (\rho\pi)$	$1^\circ\text{--}2^\circ$	$1^\circ\text{--}2^\circ$
$\alpha (\rho\rho)$	$2^\circ\text{--}4^\circ$	$1^\circ\text{--}2^\circ$
α (combined)	$\approx 1^\circ$	1°

in $B \rightarrow \pi\pi, \rho\rho$ case (Gronau and Zupan, 2005). Other isospin breaking effects are expected to be small. For instance, the shift due to $\pi^0\text{--}\eta\text{--}\eta'$ mixing was estimated to be $|\Delta\alpha_{\pi\text{--}\eta\text{--}\eta'}| \leq 0.1^\circ$ (Gronau and Zupan, 2005), showing that the expected P/T suppression exists.

An alternative use of the same data is provided by the SU(3) flavor symmetry. In this way the potential sensitivity of the Snyder-Quinn method on the form of ρ resonance tails can be avoided. The required information on P/T is obtained from the SU(3) related $\Delta S=1$ modes, $B^0 \rightarrow K^{*+}\pi^-, K^+\rho^-,$ and $B^+ \rightarrow K^{*0}\pi^+, K^0\rho^+.$ Since the penguin contribution is relatively small, the error on the extracted value of α due to SU(3) breaking is expected to be small as well, of the order of a few degrees (Gronau and Zupan, 2004). Unlike the Snyder-Quinn approach this method does suffer from discrete ambiguities.

In summary, theory errors in the above direct measurements of α are difficult to determine completely. Our best estimates for the error on α from isospin analysis of the $\pi\pi$ and $\rho\rho$ systems are around a few degrees. The uncertainty is expected to be smaller for the Snyder-Quinn analysis of $\rho\pi$, which relies on an isospin relation between only penguin amplitudes. Since a SFF can make determinations of α in all of the above modes, we can be cautiously optimistic that most sources of theoretical uncertainty can be controlled with data. Therefore, there is a good chance that the final error on α from a SFF will be around 1° .

Finally, Table V summarizes the estimates on the theory error and also the expected accuracy at the SFF for each angle through the use of these direct methods.

V. SIDES OF THE TRIANGLE

In this section we review the strategies for measuring the magnitudes of CKM matrix elements. For a more extensive review, see Yao *et al.* (2006).

While the determinations of $|V_{ub}|, |V_{cb}|, |V_{td}|,$ and $|V_{ts}|$ mainly rely on CP conserving observables (the CP averaged B decay branching ratios) their values do constitute an independent check of the CKM mechanism. The information on $|V_{ub}|/|V_{cb}|,$ for instance, determines the length of the unitarity triangle side opposite to the well measured angle β (cf. Fig. 9). Together with the direct determination of γ it provides a consistency check between the constraints from $b \rightarrow u$ tree transitions and the constraint from loop induced $B\text{--}\bar{B}$ mixing.

A. Determination of $|V_{cb}|$

Both exclusive and inclusive $b \rightarrow c$ decays are used, giving consistent determinations (Yao *et al.*, 2006),

$$|V_{cb}|_{\text{excl.}} = (40.9 \pm 1.8) \times 10^{-3},$$

$$|V_{cb}|_{\text{incl.}} = (41.7 \pm 0.7) \times 10^{-3}. \quad (53)$$

The value of $|V_{cb}|$ from the exclusive decay $\bar{B} \rightarrow D^* \bar{l} \bar{\nu}_l$ ($\bar{B} \rightarrow D l \bar{\nu}_l$) is at present determined with a 4% (12%) relative error, where the theoretical and experimental contributions to the errors are comparable. In the heavy quark limit the properly normalized form factors are equal to 1 at zero recoil, $v_B \cdot v_{D^{(*)}} = 1.$ This prediction has perturbative and nonperturbative corrections,

$$\mathcal{F}_{D^*}(1) = 1 + c_A(\alpha_s) + 0/m_Q + c_{\text{nonp.}}^*/m_Q^2,$$

$$\mathcal{F}_D(1) = 1 + c_V(\alpha_s) + c_{\text{nonp.}}/m_Q. \quad (54)$$

The absence of $1/m_Q$ corrections in $\mathcal{F}_{D^*}(1)$ is due to Luke's theorem (Luke, 1990). The perturbative corrections $c_{A,V}$ are known to α_s^2 order (Czarnecki, 1996; Czarnecki and Melnikov, 1997), while the first nonperturbative corrections $c_{\text{nonp.}}^{(*)}$ are known only from quenched lattice QCD (Hashimoto *et al.*, 1999, 2002) or from phenomenological models. Improvement can be expected in the near future when unquenched lattice QCD results become available. The projected uncertainty is 2–3% (Yao *et al.*, 2006; Laiho, 2007), which is comparable to presently quoted errors in quenched calculations (Hashimoto *et al.*, 1999, 2002), but the results will be more reliable. Further improvements in precision will be needed, however, to reach the 1% uncertainty projected for the inclusive $|V_{cb}|$ determination discussed below. To achieve this goal analytical work is also needed: the calculation of higher order matching of latticized heavy quark effective theory (HQET) to continuum QCD is already in progress (Nobes and Trotter, 2004; Oktay *et al.*, 2004), while other ingredients such as the radiative corrections to the $1/m_Q$ and $1/m_Q^2$ suppressed terms in the currents are not yet being calculated. The difficulty of this task is comparable or even greater than the same order calculation needed for the inclusive determination of $|V_{cb}|$ (Yao *et al.*, 2006). On the experimental side, reduction in the uncertainty with larger statistics is not guaranteed since systematic errors already limit the precision (Aubert *et al.*, 2005a, 2006).

The inclusive determination of $|V_{cb}|$ is based on the operator product expansion (OPE) leading to a systematic expansion in $1/m_b$ (Bigi *et al.*, 1993, 1994a; Manohar and Wise, 1994). Present fits to $\bar{B} \rightarrow X_c l \bar{\nu}_l$ include terms up to order $1/m_b^3$ and $\alpha_s^2 \beta_0$. The same nonperturbative elements also appear in the predictions of $B \rightarrow X_s \gamma$ so that global fits to electron and photon energy moments from data are performed, giving $|V_{cb}|$ with a relative error of about 1.7% (Yao *et al.*, 2006). Improvements on the theoretical side can be made by calculating higher order perturbative corrections (Neubert, 2005) and the perturbative corrections to the matrix elements that define the heavy quark expansion parameters. Experimentally, systematic errors are already limiting most results in these analyses (Schwanda *et al.*, 2007; Urquijo *et al.*, 2007). However, some improvement is certainly possible with the large statistics of a SFF, so that a precision on $|V_{cb}|$ around 1% may be possible.

B. Determination of $|V_{ub}|$

Both exclusive and inclusive determinations are currently being pursued. At present there is some slight tension (at the 1σ level) between the two types of determinations, as discussed below.

The theoretical and experimental difficulty with the inclusive extraction of $|V_{ub}|$ from $\bar{B} \rightarrow X_u l \bar{\nu}_l$ is due to the large charm background from $\bar{B} \rightarrow X_c l \bar{\nu}_l$. As a result one cannot obtain the full inclusive rate experimentally. The region of phase space without charm contamination is typically a region where the inclusive hadronic state forms a jet, so that the OPE is not valid. Still, one can find a Λ_{QCD}/m_b expansion, and using SCET one can show that there is a factorization of the structure functions (in terms of which the branching ratio is expressed) into hard jet and shape functions [see Eq. (69)]. Each of these factors encodes physics at scales of the order m_b , $\sqrt{\Lambda_{\text{QCD}} m_b}$, and Λ_{QCD} . The jet and shape functions are currently known at $O(\alpha_s(m_b))$ (Bauer and Manohar, 2004; Bosch *et al.*, 2004) and $O(\alpha_s^2(\sqrt{\Lambda_{\text{QCD}} m_b}))$ (Becher and Neubert, 2006), respectively, while the power corrections have been included only at $O(\alpha_s^0)$ (Bosch *et al.*, 2004; Beneke *et al.*, 2005b; Lee and Stewart, 2005). In the approach of Bosch *et al.* (2004) the parameters for the models of the LO shape function are extracted from the $\bar{B} \rightarrow X_s \gamma$ spectrum (Lange *et al.*, 2005a), while subleading shape functions are modeled. The Heavy Flavor Averaging Group (HFAG) average using this approach is $|V_{ub}|_{\text{incl. (BLNP)}} = (4.49 \pm 0.19 \pm 0.27) \times 10^{-3}$ (Bizjak *et al.*, 2005; Barberio *et al.*, 2007; Aubert *et al.*, 2008g); where the first error is experimental and the second is theoretical. Alternatively, as discussed in Sec. VIII.C, the ratio of $\bar{B} \rightarrow X_u l \bar{\nu}_l$ to $\bar{B} \rightarrow X_s \gamma$ decay rates can be used to reduce the dependence on the LO shape function (Neubert, 1994; Leibovich *et al.*, 2000; Lange *et al.*, 2005b; Lange, 2006). This approach has been used to obtain the value $|V_{ub}| = (4.43 \pm 0.45 \pm 0.29) \times 10^{-3}$ (Aubert *et al.*,

2006a), where the first error is experimental and the second is theoretical. The combined theoretical error using two-loop corrections to jet functions, the subleading shape function corrections and the known α_s/m_b corrections has been estimated to be 5% (Lange *et al.*, 2005b). This error could be further reduced using the $B \rightarrow X_s \gamma$ hard kernels at $O(\alpha_s^2)$, a calculation of which is almost complete (Becher and Neubert, 2007), but a similarly demanding calculation of the hard kernel in $\bar{B} \rightarrow X_u l \bar{\nu}_l$ at the same order would be needed. Another hurdle is the estimation of the subleading shape functions—to gain in precision one would need to go beyond modeling.

A different approach that can reduce the dependence on shape functions is a combined cut on the leptonic momentum transfer q^2 and the hadronic invariant mass M_X (Bauer *et al.*, 2000, 2001), so that a larger portion of phase space is used. Furthermore, it has been suggested (Bigi and Uraltsev, 1994; Voloshin, 2001) that uncertainties from weak annihilation can be reduced by making a cut on the high q^2 region. Another theoretical approach, dressed gluon exponentiation, which uses a renormalon inspired model for the leading shape function has been advocated (Andersen and Gardi, 2006). Following these approaches, and taking advantage of the large statistics at a SFF, a precision on $|V_{ub}|$ of 3–5% from inclusive modes may be possible.

For the exclusive $|V_{ub}|$ determination, the decay $\bar{B} \rightarrow \pi l \bar{\nu}_l$ is primarily used, although decays such as $\bar{B} \rightarrow \rho l \bar{\nu}_l$ also provide useful information. Leptonic decays $\bar{B} \rightarrow l \bar{\nu}_l$ can also be used to obtain a tree level determination of $|V_{ub}|$ that is sensitive to NP effects [cf. Eq. (22)]. Nonperturbative information on $\bar{B} \rightarrow \pi l \bar{\nu}_l$ form factors comes from lattice QCD for $q^2 > 16 \text{ GeV}^2$, while light cone sum rules can be used for $q^2 \rightarrow 0$. Using current lattice QCD results in their range of applicability $q^2 > 16 \text{ GeV}^2$, HFAG finds $|V_{ub}| = (3.33 \pm 0.21^{+0.58}_{-0.38}) \times 10^{-3}$ (Athar *et al.*, 2003; Aubert *et al.*, 2007m; Barberio *et al.*, 2007; Hokuue *et al.*, 2007) using the unquenched HPQCD calculation (Gulez *et al.*, 2006) and $|V_{ub}| = (3.55 \pm 0.22^{+0.61}_{-0.40}) \times 10^{-3}$ for the unquenched calculation from the FNAL Collaboration (Okamoto *et al.*, 2005). A number of extrapolation *Ansätze* have been proposed so that the whole q^2 region can be used for $|V_{ub}|$ determination (Boyd *et al.*, 1995; Boyd and Savage, 1997; Becir-ovic and Kaidalov, 2000; Arnesen *et al.*, 2005; Becher and Hill, 2006; Hill, 2006). A recent discussion of their use is given by Ball (2006).

The current status is somewhat problematic: inclusive methods give $|V_{ub}|$ values systematically larger than the exclusive methods and are also in disagreement with direct $\sin 2\beta$ determination at $\sim 2\sigma$ level (Charles *et al.*, 2005; Bona *et al.*, 2006b, 2008; Lunghi and Soni, 2007). Neubert (2008) argued that, due to model dependence introduced by the shape function and contributions other than those from the $Q_{7\gamma}$ operator, the $b \rightarrow s \gamma$ data should not be used in the $|V_{ub}|$ determination. Using m_b determined only from $b \rightarrow cl \nu$ and the

theoretically cleanest M_X cut, Neubert found $|V_{ub}| = (3.70 \pm 0.15 \pm 0.28) \times 10^{-3}$, resolving the disagreement.

The SFF will give much improved determinations of $|V_{ub}|$ using the exclusive approach, where the statistical errors currently control the precision of the measurements. Here one requires precise determinations of the q^2 spectrum in the low recoil region where the rate is very small. The large data sample at a SFF will allow measurements of binned spectra with precision of a few percent. Assuming that lattice QCD can reach a comparable level of precision, an error of 3–5 % on $|V_{ub}|$ from the exclusive approach appears attainable at a SFF.

C. Determination of $|V_{td}|$ and $|V_{ts}|$ from loop processes

The values of the CKM matrix elements $|V_{td}|$ and $|V_{ts}|$ can only be studied in loop processes at a SFF. These include both mixing ($\Delta F=2$) and decay ($\Delta F=1$) processes. Specifically, the ratio $|V_{td}|/|V_{ts}|$ can be obtained by comparing the $B^0-\bar{B}^0$ and $B_s^0-\bar{B}_s^0$ mass differences or, from the ratio of, for example, $b \rightarrow d\gamma$ and $b \rightarrow s\gamma$ radiative decays. Since both are loop mediated processes they are sensitive to NP.

The oscillation frequencies in $B_{d,s}-\bar{B}_{d,s}$ mixing determine the mass differences. These are short distances dominated and depend on the CKM matrix elements as

$$\Delta M_d = M_H^d - M_L^d = \frac{G_F^2 M_{B_d} m_W^2 |V_{ib} V_{td}^*|^2 \eta_B S_0(x_t) f_{B_d}^2 B_{B_d}}{6\pi^2} \quad (55)$$

and similarly for the B_s^0 system with the substitution $d \rightarrow s$. Here $\eta_B S_0(x_t)$ encodes the short-distance information in the Inami-Lim function $S_0(x_t)$ that depends on the top mass through $x_t = m_t^2/m_W^2$, while $\eta_B = 0.55$ is a numerical factor containing NLO QCD corrections due to running from m_W to $\mu \sim m_b$ (Buras *et al.*, 1990).

The mass difference is precisely measured in the $B^0-\bar{B}^0$ system with the present world average value of $\Delta M_d = 0.505 \pm 0.005 \text{ ps}^{-1}$ (Abe *et al.*, 2005; Aubert *et al.*, 2006c; Barberio *et al.*, 2007). Further improvement of this measurement at a SFF is not likely to reduce the error on $|V_{td}|$, which is dominated at present by theory (lattice) errors. The $B_s^0-\bar{B}_s^0$ mixing parameter ΔM_s has been measured at the Fermilab Tevatron to be $\Delta M_s = 17.77 \pm 0.10 \pm 0.07 \text{ ps}^{-1}$ (Abulencia *et al.*, 2006). Again lattice errors limit the direct extraction of $|V_{ts}|$ from this result.

The parameters $f_{B_{d,s}}$ and $B_{B_{d,s}}$ have been computed in lattice QCD using a variety of methods [see Okamoto (2006) and Tantaló (2007) for recent reviews]. Both quenched and unquenched determinations of the decay constants are available. For the bag parameters the quenching effect is not important. For instance, the analogous quantity B_K of the kaon system has been computed in unquenched simulations using domain wall quarks and is now known with about 5% to 6% error (Antonio *et al.*, 2008). In fact, separating out the decay

TABLE VI. Precision on side determination, current vs projected in the SFF era. Since in some cases the error is dominated by theory, the projected improvements are based on expectations for theory.

Side	Current accuracy (%)	Projected accuracy (%)
V_{cb} excl.	4–5	2–3
V_{cb} incl.	1.5–2	0.7–1
V_{ub} excl.	~18	3–5
V_{ub} incl.	~8	3–5
V_{td}/V_{ts}	5–6	3–4

constants from $f_{B_{d,s}} \sqrt{B_{B_{d,s}}}$ is a notational artifact remaining from the days of vacuum saturation approximation (Bernard *et al.*, 1998; Dalgic *et al.*, 2007). Calculating the product instead can lead to reduced errors.

The best constraint comes at present from the ratio of the mass differences,

$$\frac{\Delta M_s}{\Delta M_d} = \frac{M_{B_s}}{M_{B_d}} \xi^2 \left| \frac{V_{td}}{V_{ts}} \right|^2, \quad (56)$$

where $\xi = f_{B_s} \sqrt{B_{B_s}} / f_{B_d} \sqrt{B_{B_d}}$. Several theoretical uncertainties cancel out in this ratio. From Eq. (56) and the experimental values of ΔM_d and ΔM_s given above, one obtains $|V_{td}/V_{ts}| = 0.2060 \pm 0.0007^{+0.0081}_{-0.0060}$ (Abulencia *et al.*, 2006) where the first error is experimental and the second is theoretical from the input value $\xi = 1.21^{+0.047}_{-0.035}$ obtained from an average of $n_f=2$ partially quenched simulations (Okamoto, 2006). Thus, the lattice uncertainty also dominates this constraint; indeed the stated errors here may well be an underestimate. However, unquenched precision calculations of ξ are underway [see, e.g., Dalgic *et al.* (2007)] and certainly by the time of SFF the stated error on ξ should be confirmed.

An alternative determination of $|V_{td}/V_{ts}|$ can be obtained from the ratio of $b \rightarrow d\gamma$ and $b \rightarrow s\gamma$ rare radiative decays. The results are in good agreement with the determination from neutral $B_{d,s}$ meson mixing, albeit with larger errors that are predominately experimental in origin. This is discussed in Sec. VIII.C. We note that the corresponding inclusive radiative modes can be used as well, provided that the $b \rightarrow s\gamma$ background to $b \rightarrow d\gamma$ modes can be reliably taken into account.

Theoretically, an extremely clean determination of $|V_{td}/V_{ts}|$ is possible using the ratio (Buras, Gambino, *et al.*, 2001)

$$\mathcal{B}(B \rightarrow X_d \nu \bar{\nu}) / \mathcal{B}(B \rightarrow X_s \nu \bar{\nu}) = |V_{td}/V_{ts}|^2, \quad (57)$$

which is predicted in the SM with essentially no hadronic uncertainties. However, the inclusive modes in Eq. (57) are challenging experimentally because of the presence of the two undetected neutrinos. Nevertheless, studies of these decays, in particular in exclusive final states, can be started at a SFF, as discussed in Sec.

VIII.B.2. We mention here that since the exclusive modes are subject to SU(3) breaking, an extraction of $|V_{td}/V_{ts}|$ without theory uncertainty can only be obtained from inclusive measurements. Table VI summarizes the current versus the estimated error in the SFF era.

VI. TIME DEPENDENT CP ASYMMETRY IN PENGUIN DOMINATED MODES

Penguin dominated hadronic B decays offer one of the most promising sets of observables to search for new sources of CP violation. The time dependent CP asymmetry in channels such as $B^0 \rightarrow \phi K_S$ and $B^0 \rightarrow \eta' K_S$ gives in the SM the value of $\sin 2\beta$ that should be the same (up to suppressed terms) as the one determined from the tree dominated “golden” mode $B^0 \rightarrow J/\psi K_S$ (cf. Sec. IV.A). However, since $B^0 \rightarrow \phi K_S$ and $B^0 \rightarrow \eta' K_S$ are loop dominated, NP contributions can modify this prediction.

The decay amplitude for the penguin dominated $\Delta S = 1$ charmless B decay can be written as

$$M(\bar{B}^0 \rightarrow f) = \lambda_u^{(s)} A_f^u + \lambda_c^{(s)} A_f^c, \quad (58)$$

where the tree amplitude A_f^u and penguin amplitude A_f^c are multiplied by different CKM elements $\lambda_q^{(s)} = V_{qb} V_{qs}^*$. This is a general decomposition. Using CKM unitarity, $\lambda_t^{(s)} = -\lambda_u^{(s)} - \lambda_c^{(s)}$, any SM contribution can be cast in the form of Eq. (58). The tree contribution is suppressed by a factor $|\lambda_u^{(s)}/\lambda_c^{(s)}| \sim 1/50$ and can be neglected to first approximation. Following the same steps as for the golden, tree dominated mode $B^0 \rightarrow J/\psi K_S$ in Eq. (39), this gives $\lambda_f \approx \eta_f e^{-2i\beta}$ with $\eta_f = +1$ (-1) for CP -even (CP -odd) final states. Therefore, the SM expectation is that

$$-\eta_f S_f \approx \sin 2\beta, \quad A_f \approx 0. \quad (59)$$

The same is expected for mixing-induced CP violation in $B^0 \rightarrow J/\psi K^0$ as described in Sec. IV.A. Here the measurements are quite mature, with the latest world average (including both $J/\psi K_S$ and $J/\psi K_L$ final states) (Barberio *et al.*, 2007)

$$\sin 2\beta \approx S_{J/\psi K^0} = 0.668 \pm 0.026. \quad (60)$$

The B factories have measured, in the past few years, time dependent CP violation parameters for a number of $b \rightarrow s$ modes, including $B^0 \rightarrow \phi K^0$, $B^0 \rightarrow \eta' K^0$, $B^0 \rightarrow K_S K_S K_S$, $B^0 \rightarrow \pi^0 K_S$, $B^0 \rightarrow \rho^0 K_S$, $B^0 \rightarrow \omega K_S$, $B^0 \rightarrow f_0 K^0$, $B^0 \rightarrow \pi^0 \pi^0 K_S$, and $B^0 \rightarrow K^+ K^- K^0$ (Abe *et al.*, 2007a; Aubert *et al.*, 2007f, 2007j, 2007k, 2007n, 2007o, 2007t, 2008b; Chao *et al.*, 2007; Chen *et al.*, 2007a). A recent compilation of these results is shown in Fig. 13. To make the test of SM more transparent it is convenient to introduce

$$\Delta S_f \equiv -\eta_f S_f - S_{J/\psi K^0}, \quad (61)$$

where f is a penguin dominated final state. Up to small corrections discussed below, one has $\Delta S_f = 0$ in the SM.

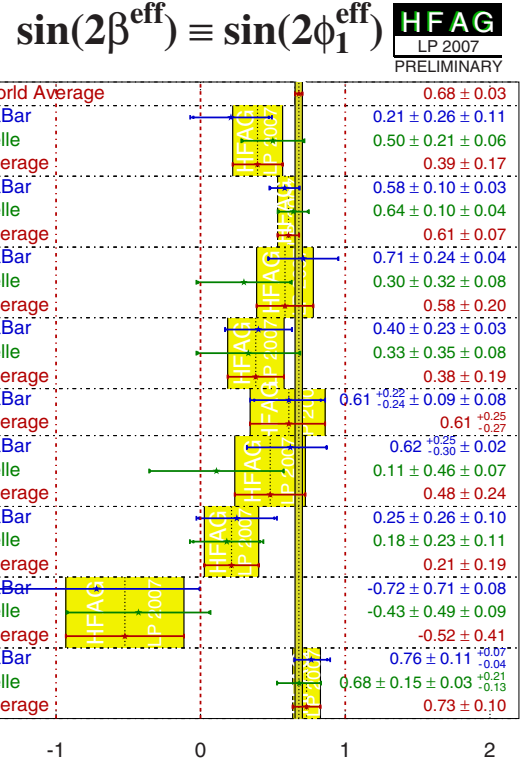


FIG. 13. (Color online) HFAG compilation of $\sin(2\beta^{\text{eff}}) \equiv -\eta_f S_f$ measurements in $b \rightarrow s$ penguin dominated decays (Barberio *et al.*, 2007) compared to $\sin(2\beta)$ from $b \rightarrow c c s$ decays to charmonia such as $B^0 \rightarrow J/\psi K^0$. Not included is the recent BaBar result on $B^0 \rightarrow f_0 K^0$ from the time dependent Dalitz plot analysis of $B^0 \rightarrow \pi^+ \pi^- K_S^0$ (Aubert *et al.*, 2007t), which has highly non-Gaussian uncertainties.

A summary of the current experimental world averages for ΔS_f is given in Table VII.

So far we have neglected the tree amplitude A_f^u of Eq. (58). In many of the penguin dominated modes, e.g., ωK_S , $\rho^0 K_S$, and $\pi^0 K_S$, the amplitude A_f^u receives contributions from the $b \rightarrow u \bar{u} s$ tree operators that can partially lift the large CKM suppression. To first order in

TABLE VII. Current experimental world averages for ΔS_f and A_f^{CP} (Barberio *et al.*, 2007). The recent BaBar result from on $B^0 \rightarrow f_0 K_S^0$ from time dependent $B^0 \rightarrow \pi^+ \pi^- K_S^0$ Dalitz plot analysis (Aubert *et al.*, 2007t) is not included since it has highly non-Gaussian uncertainties.

Mode	ΔS_f	A_f^{CP}
ϕK^0	-0.28 ± 0.17	0.01 ± 0.12
$\eta' K^0$	-0.06 ± 0.08	0.09 ± 0.06
$K_S K_S K_S$	-0.09 ± 0.20	0.14 ± 0.15
$\pi^0 K_S$	-0.29 ± 0.19	-0.14 ± 0.11
$\rho^0 K_S$	$-0.06^{+0.25}_{-0.27}$	-0.02 ± 0.29
ωK_S	-0.19 ± 0.24	0.21 ± 0.19
$f_0 K^0$	-0.46 ± 0.18	-0.08 ± 0.12
$\pi^0 \pi^0 K_S$	-1.19 ± 0.41	-0.18 ± 0.22
$K^+ K^- K^0$	0.06 ± 0.10	-0.07 ± 0.08

TABLE VIII. Expectations for ΔS_f in three cleanest modes.

Model	ϕK^0	$\eta' K^0$	$K_S K_S K^0$
QCDF+FSI ^a	$0.03^{+0.01}_{-0.04}$	$0.00^{+0.00}_{-0.04}$	$0.02^{+0.00}_{-0.04}$
QCDF ^b	0.02 ± 0.01	0.01 ± 0.01	
QCDF ^c	0.02 ± 0.01	0.01 ± 0.02	
SCET ^d		-0.019 ± 0.009	-0.010 ± 0.010
pQCD ^e	0.02 ± 0.01		

^aCheng *et al.* (2005a, 2005b).

^bBeneke (2005).

^cBuchalla *et al.* (2005).

^dWilliamson and Zupan (2006).

^eLi and Mishima (2006).

$r_f \equiv (\lambda_\mu^{(s)} A_f^u) / (\lambda_c^{(s)} A_f^c)$ one has (Gronau, 1989; Grossman *et al.*, 2003; Cheng *et al.*, 2005a)

$$\Delta S_f = 2|r_f| \cos 2\beta \sin \gamma \cos \delta_f,$$

$$\mathcal{A}_f = 2|r_f| \sin \gamma \sin \delta_f, \quad (62)$$

with a strong phase $\delta_f = \arg(A_f^u/A_f^c)$. Both ΔS_f and \mathcal{A}_f can thus deviate appreciably from zero if the ratio A_f^u/A_f^c is large. Most importantly, the size of this ratio is channel dependent and will give different ΔS_f for different modes. We turn next to the theoretical estimates of ΔS_f .

A. Theoretical estimates for ΔS_f

The original papers (Gronau, 1989; Ciuchini *et al.*, 1997b; Fleischer, 1997; Grossman and Worah, 1997; London and Soni, 1997) that suggested ΔS_f [Eq. (61)] as a powerful tool for new physics searches used naive factorization. In recent years theoretical reappraisals have been performed using different approaches to calculate ΔS_f [for detailed reviews, see, e.g., Silvestrini (2007) and Zupan (2007b)]. The methods used are either based on SU(3) symmetry relations (Buras *et al.*, 2003, 2004a, 2004b, 2005, 2006; Grossman *et al.*, 2003; Gronau, Rosner, and Zupan, 2004; Gronau, Grossman, and Rosner, 2004; Engelhard and Rez, 2005; Engelhard *et al.*, 2005; Gronau *et al.*, 2006; Fleischer *et al.*, 2007) or based on the $1/m_b$ expansion—QCD factorization (QCDF) (Beneke, 2005; Buchalla *et al.*, 2005; Cheng *et al.*, 2005a, 2005b), perturbative QCD (pQCD) (Li *et al.*, 2005; Li and Mishima, 2006; Ali *et al.*, 2007), and SCET (Williamson and Zupan, 2006). Table VIII summarizes some of the findings.

The SU(3) relations typically give only loose constraints on ΔS_f since the bounds involve sums of amplitudes, where relative phases are unknown. Furthermore, SU(3) breaking is hard to estimate and all analyses are done only at leading order in the breaking. The $1/m_b$ expansion, on the other hand, provides a systematic framework where higher order corrections can, in principle, be included. The three approaches, QCDF, pQCD, and SCET, while all using the $1/m_b$ expansion,

differ in details such as the treatment of higher order corrections, charming penguins (Ciuchini *et al.*, 1997a, 2001), and the scale at which the treatment is still deemed perturbative (Bauer *et al.*, 2005; Beneke *et al.*, 2005a).

Experimental observations of large direct CP asymmetries in several exclusive B decay modes, such as $K^+ \pi^-$ (Chao *et al.*, 2004; Aubert *et al.*, 2007p) and $\pi^+ \pi^-$ (Ishino *et al.*, 2007b), require large strong phases. In different theoretical approaches these are seen to come from different sources. In pQCD (Keum *et al.*, 2001) they arise from annihilation diagrams, which are deemed calculable based on the k_T factorization approach. In QCDF the large strong phase is deemed non-perturbative and comes from end-point divergent weak annihilation diagrams and the chirally enhanced power corrections to hard spectator scattering. It is then modeled using nonperturbative parameters. In SCET the strong phase is assigned to nonperturbative charming penguin contributions, while annihilation diagrams are found to be real (Arnesen *et al.*, 2008). The nonperturbative terms are fit from data. In the approach of Cheng *et al.* (2005a, 2005b, 2005c) the strong phases are assumed to come from final state interactions. These are then calculated from on-shell rescattering of two-body modes, while QCDF is used for the short-distance part.

B. Theoretically cleanest modes

The deviations ΔS_f are expected to be the smallest in $\eta' K^0$, ϕK^0 , and $K_S K_S K_S$ (Gershon and Hazumi, 2004) channels, making them the theoretically cleanest probes of NP (see Table VIII). The tree contribution in the decays $B \rightarrow \phi K^0$, $K_S K_S K_S$ is small since the tree operators $Q_{1,2}$ do not contribute at all (taking ϕ to be a pure $s\bar{s}$ state). Thus $\Delta S_f \neq 0$ arises only from EWP contributions. In $B \rightarrow \eta' K^0$, on the other hand, tree operators do contribute. However, the penguin contribution is enhanced, as signaled by the large $B \rightarrow \eta' K$ branching ratios (Schumann *et al.*, 2006; Aubert *et al.*, 2007b; Barberio *et al.*, 2007), giving again a small tree-to-penguin ratio r_f . The differences in the predicted values of $\Delta S_{\eta' K_S}$ seen in Table VIII can be attributed to different determinations of strong phases and nonperturbative parameters. While only the SCET prediction of $\Delta S_{\eta' K_S}$ is negative (going in the direction of the experimental central value), the calculations find $|\Delta S_{\eta' K_S}|$ to be small. To establish clear evidence of NP effects in these decays, a deviation of ΔS_f from zero that is much larger than the estimated theoretical uncertainty is needed.

C. Comparison with SM value of $\sin 2\beta$

As experimental errors reduce, for a number of modes the deviations of ΔS_f from zero may become significant. The translation of the measured values of ΔS_f into a deviation from the SM then becomes nontrivial. However, ignoring this issue and just averaging over the experimental data given in Table VII gives a value of

$\langle \Delta S_f \rangle = -0.11 \pm 0.06$ (Barberio *et al.*, 2007) (using only the theoretically cleanest modes $\eta' K^0$, ϕK^0 , and $K_S K_S K^0$, one obtains instead $\langle \Delta S_f \rangle = -0.09 \pm 0.07$).

Different approaches that take into account theoretical predictions are possible (Zupan, 2007b). Correcting for the SM value of ΔS_f by defining $(\Delta S_f)_{\text{corr}} = (\Delta S_f)_{\text{exp}} - (\Delta S_f)_{\text{th}}$, one has several choices that can be taken for $(\Delta S_f)_{\text{th}}$, including the following: (i) to use all available theoretical predictions in a particular framework (e.g., QCDF) and to discard remaining experimental data and (ii) to use the theoretical prediction for each channel that is closest to the experimental data (and neglecting three-body decays where only one group has made predictions). The first prescription gives $\langle (\Delta S_f)_{\text{corr}} \rangle = -0.133 \pm 0.063$ (Zupan, 2007b). Interestingly enough the second prescription gives almost exactly the same result.

D. Experimental prospects

Several previous studies have considered the potential of a SFF to improve the measurements of ΔS_f to at least the level of the current theoretical uncertainty in a wide range of channels, including the theoretically cleanest modes (Akeroyd *et al.*, 2004; Hashimoto *et al.*, 2004; Hewett *et al.*, 2005; Bona *et al.*, 2007b; Gershon and Soni, 2007). By extrapolating the current experimental measurements, these studies showed that data samples of at least 50 ab^{-1} (containing at least $50 \times 10^9 B\bar{B}$ pairs) will be necessary. This roughly corresponds to 5 years of operation for a facility with peak luminosity of $10^{36} \text{ cm}^{-2} \text{ s}^{-1}$ and data taking efficiency comparable to the current B factories. These studies also indicated that the systematic uncertainties are unlikely to cause any unsurmountable problems at the few percent precision level that will be reached [although the Dalitz plot structure of the $B^0 \rightarrow K^+ K^- K^0$ decay (Aubert *et al.*, 2007n) will need to be clarified to obtain high precision on $S_{\phi K^0}$].

One may consider the potential of a hadronic machine to address these modes. At present, it appears that ϕK_S is difficult but not impossible to trigger and reconstruct in the hadronic environment due to the small opening angle in $\phi \rightarrow K^+ K^-$. $\eta' K_S$ is challenging since neutral particles are involved in the η' decay chain. For $K_S K_S K_S$ meanwhile there are no charged tracks originating from the B vertex, and so both triggering and reconstruction seem highly complicated. Modes containing K_L mesons in the final state may be considered impossible to study at a hadron machine. Furthermore, due to the theoretical uncertainties discussed above, there is a clear advantage provided by the ability to study multiple channels and make complementary measurements that check that the theory errors are under control. Thus, these modes point to a Super Flavor Factory, with integrated luminosity of at least 50 ab^{-1} .

VII. NULL TESTS OF THE SM

An important tool in searching for new flavor physics effects is the observables that vanish or are very small in the SM, which have small calculable corrections and potentially large new physics effects. Several examples of such null tests of the SM are discussed below.

- As discussed in Sec. VIII.A.1, the untagged direct CP asymmetry $A_{CP}(B \rightarrow X_{s+d} \gamma)$ vanishes in the U-spin limit (Soares, 1991; Hurth and Mannel, 2001).⁴ The leading SU(3) breaking corrections are of order $(m_s/m_b)^2 \sim 5 \times 10^{-4}$ giving $A_{CP}(B \rightarrow X_{s+d} \gamma) \sim 3 \times 10^{-6}$ (Hurth and Mannel, 2001). This can be easily modified by new physics contributions. For instance, in the MSSM with nonvanishing flavor blind phases $A_{CP}(B \rightarrow X_{s+d} \gamma)$ can be a few percent, while more general flavor violation can saturate the present experimental bounds (Hurth *et al.*, 2005).
- Photon polarization in $B \rightarrow V \gamma$ decays. As discussed in Sec. VIII.A.3, the time dependent CP asymmetry S in $B(t) \rightarrow \gamma K^*(K_S \pi^0, \rho, \dots)$ can be used as quasinull tests of the SM.
- Lepton flavor violating τ decays such as $\tau \rightarrow \mu \gamma$, $\tau \rightarrow 3\mu$, etc., would be a clear signal of new physics. The theoretical expectations and SFF reach are discussed in Sec. XI.
- CP asymmetry from interference of decay and mixing in $\Delta S=1$ penguin dominated decays S_f is equal to $\sin 2\beta$ up to CKM suppressed hadronic corrections. As shown in Sec. VI, the precision of this test is at the few percent level or below for several modes such as $B \rightarrow \eta' K_S$, ϕK_S , and $K_S K_S K_S$ decays. New physics contributions can easily accommodate much larger deviations.

In this section we give some further examples of null tests.

A. Isospin sum rules in $B \rightarrow K\pi$

As first discussed by Gronau and Rosner (1999) and by Lipkin (1999) the following sum of CP averaged $B \rightarrow K\pi$ decay widths,

$$\Delta L \equiv \frac{1}{\Gamma(\bar{K}^0 \pi^-)} [2\Gamma(\bar{K}^0 \pi^0) - \Gamma(K^- \pi^+) + 2\Gamma(K^- \pi^0) - \Gamma(\bar{K}^0 \pi^-)], \quad (63)$$

vanishes in the SM up to second order in two small parameters: the EWP-to-penguin ratio and the doubly CKM suppressed tree-to-penguin ratio. Assuming isospin symmetry, the LO SCET theory prediction is

⁴For neutral B decays potential nonzero contributions, such as annihilation, start at $\alpha_s(m_b)/m_b^3$ order.

$$\Delta L = (2.0 \pm 0.9 \pm 0.7 \pm 0.4) \times 10^{-2}$$

(Williamson and Zupan, 2006), which is compatible with and more precise than a QCDF prediction (Beneke and Neubert, 2003). Remaining isospin breaking contributions are small (Gronau *et al.*, 2006). The experimental value has at present, much larger errors,

$$\Delta L = 0.13 \pm 0.09$$

(Aubert *et al.*, 2006f, 2007g, 2007s, 2008b; Barberio *et al.*, 2007; Lin *et al.*, 2007a). The precision of the branching fraction measurements of all input modes would need to be improved to make a significant reduction in this experimental uncertainty at a SFF. The measurements currently have comparable statistical and systematic uncertainties, so this is not straightforward. However, some modest reduction in uncertainties due to K_S and π^0 reconstruction efficiencies can be expected, so that this test may become at least a factor of 2 more stringent.

A quantity that is even further suppressed in SM is a similar sum of partial decay width differences $\Delta\Gamma = \Gamma(\bar{B} \rightarrow f) - \Gamma(B \rightarrow \bar{f})$,

$$\Delta_\Sigma = \frac{1}{\Gamma(\bar{K}^0 \pi^-)} [2\Delta\Gamma(\bar{K}^0 \pi^0) - \Delta\Gamma(K^- \pi^+) + 2\Delta\Gamma(K^- \pi^0) - \Delta\Gamma(\bar{K}^0 \pi^-)]. \quad (64)$$

In the limit of exact isospin and no EWP Δ_Σ vanishes (Atwood and Soni, 1998a; Gronau and Rosner, 2005). Furthermore, the corrections due to EWP are subleading in the $1/m_b$ expansion (Gronau, 2005), so that Δ_Σ is expected to be below 1%. Experimentally,

$$\Delta_\Sigma = 0.01 \pm 0.10$$

(Aubert *et al.*, 2006f, 2007p, 2007s, 2008b; Barberio *et al.*, 2007; Chao *et al.*, 2007; Lin *et al.*, 2007b), where the uncertainty is dominated by the $\mathcal{A}_{\pi^0 K^0}^{CP}$ experimental error. This value is large because the reconstructed final state for this mode ($\pi^0 K_S$) is a CP eigenstate containing no information on the initial B meson flavor. The required flavor tagging comes at a statistical cost that is, however, less severe at an $e^+e^- B$ factory than at a hadron collider. Therefore, this SM test is unique to a SFF, where a significant improvement compared to the current precision can be expected.

The above sum rules given by Eqs. (63) and (64) can be violated by NP that breaks isospin symmetry. An example is given by NP contributions to EWP, discussed in the literature [see Buras *et al.* (2004a) and Baek *et al.* (2005), and references therein].

B. $b \rightarrow ss\bar{d}$ and $b \rightarrow dd\bar{s}$ decays

In the SM $b \rightarrow ss\bar{d}$ and $b \rightarrow dd\bar{s}$ transitions are highly suppressed, proceeding through a W -up-type-quark box diagram (Huitu *et al.*, 1998). Compared to the penguin

transitions $b \rightarrow q\bar{q}s$ and $b \rightarrow q\bar{q}d$ they are additionally suppressed by the CKM factor $V_{td}V_{ts}^* \sim \lambda^5 \simeq 3 \times 10^{-4}$ and are thus exceedingly small in the SM, with inclusive decay rates at the level of 10^{-12} and 10^{-14} for $b \rightarrow ss\bar{d}$ and $b \rightarrow dd\bar{s}$, respectively (Fajfer *et al.*, 2006).

These amplitudes can be significantly enhanced in SM extensions, for instance, in MSSM with or without conserved R parity or in the models containing extra $U(1)$ gauge bosons. For example, the $b \rightarrow ss\bar{d}$ decays $B^- \rightarrow K^{*-} \bar{K}^{*0}$ and $B^- \rightarrow K^- \bar{K}^{*0}$ can reach $\sim 6 \times 10^{-9}$ in the MSSM, while they are $\sim 7 \times 10^{-14}$ in the SM (Fajfer and Singer, 2000). Note that the flavor of \bar{K}^{*0} is tagged using the decay into the $K^- \pi^+$ final state. The $b \rightarrow dd\bar{s}$ transitions $B^- \rightarrow \pi^- K^{*0}$ and $B^- \rightarrow \rho^- K^{*0}$ can be enhanced from $\sim 10^{-16}$ in the SM to $\sim 10^{-6}$ in the presence of an extra Z' boson (Fajfer *et al.*, 2006). The relevant experimental upper limits are $\mathcal{B}(B^- \rightarrow K^- K^- \pi^+) < 1.3 \times 10^{-6}$ and $\mathcal{B}(B^- \rightarrow K^+ \pi^- \pi^-) < 1.8 \times 10^{-6}$ (Aubert *et al.*, 2003). Although these decays are background limited, improvements in these limits by almost two orders of magnitude can be expected from a SFF.

The observation of highly suppressed SM decays would provide the clearest signal for NP in these decay amplitudes, though there are a number of other possible signals for such wrong sign kaons (Chun and Lee, 2003). For example, these amplitudes could invalidate the isospin relations given above, cause a nonzero CP asymmetry in $B^- \rightarrow K_S \pi^-$, and induce a difference in rates between $B^0 \rightarrow K_S \pi^0$ and $B^0 \rightarrow K_L \pi^0$ or a difference in rates between $B^0 \rightarrow K_S K_S$ and $B^0 \rightarrow K_L K_L$, as well as resulting in a nonzero rate for $B^0 \rightarrow K_S K_L$.

C. CP asymmetry in $\pi^+ \pi^0$

Since $\pi^+ \pi^0$ is an $I=2$ final state, only tree and EWP operators contribute to the $B^+ \rightarrow \pi^+ \pi^0$ decay amplitude. Therefore, the direct CP asymmetry $\mathcal{A}_{\pi^+ \pi^0}$ is expected to be very small. Theoretical estimates range from $\leq 0.1\%$ (Gronau *et al.*, 1999; Beneke and Neubert, 2003) to $O(1\%)$ (Cheng *et al.*, 2005c). The current average of the B -factory results is $\mathcal{A}_{CP}(B^+ \rightarrow \pi^+ \pi^0) = 0.06 \pm 0.05$ (Aubert *et al.*, 2007s; Barberio *et al.*, 2007). Further theoretical studies of this observable would be desired to match the precision attainable at a SFF.

D. Semi-inclusive hadronic B decays

Several semi-inclusive hadronic decays can be used to test the SM. For instance, the decays $B \rightarrow D^0 X_{s,d}$ and $B \rightarrow \bar{D}^0 X_{s,d}$ have zero CP asymmetry in the SM because they proceed through a single diagram and provide a check for non-SM corrections to the value of γ extracted from $B \rightarrow DK$ decays (Sec. IV.B). Another test is provided by flavor untagged semi-inclusive $B^\pm \rightarrow M^0(\bar{M}^0) X_{s+d}^\pm$ decays, where M^0 is either an eigenstate of $s \leftrightarrow d$ switching symmetry, e.g., K_S , K_L , η' , or

any charmonium state, or M^0 and \bar{M}^0 are related by the $s \leftrightarrow d$ transformation, e.g., K^{*0} , \bar{K}^{*0} , and one sums over the two states. In the SM the CP asymmetry of such semi-inclusive decays vanishes in the $SU(3)$ flavor limit (Gronau, 2000; Soni and Zupan, 2007) (this follows from the same considerations as for the direct CP asymmetry in $B \rightarrow X_{s+d} \gamma$ in Sec. VIII.A.1). The CP asymmetries are thus both doubly CKM ($\sim \lambda^2$) and m_s/Λ_{QCD} suppressed.

If the tagged meson M^0 is light, the CP asymmetries can be reliably calculated using SCET in the end-point region, where M^0 has energy close to $m_b/2$ (Chay *et al.*, 2006, 2007). This gives CP asymmetries for $B^\pm \rightarrow M^0 X_{s+d}^\pm$ below 1% for each of $M^0 = (K_S, \eta', (K^{*0} + \bar{K}^{*0}))$ (Atwood and Soni, 1997, 1998b; Hou and Tseng, 1998; Soni and Zupan, 2007).

These modes can be studied at a SFF using inclusive reconstruction of the X system by taking advantage of the recoil analysis technique that is possible due to the $e^+e^- \rightarrow Y(4S) \rightarrow B^+B^-$ production chain. The method has been implemented for measurement of inclusive charmless $B \rightarrow K^+(K^0)X$ decays (Aubert *et al.*, 2006g), as well as having multiple applications for studies of, e.g., $b \rightarrow s\gamma$ and $b \rightarrow s\ell^+\ell^-$. With SFF data samples, this class of important null tests can be probed to $O(1\%)$ precision.

E. Transverse τ polarization in semileptonic decays

The transverse polarization of tau leptons produced in $b \rightarrow c\tau\nu$ decays is defined as $p_\tau^T \equiv \vec{S}_\tau \cdot \vec{p}_\tau \times \vec{p}_X / |\vec{p}_\tau \times \vec{p}_X|$, where \vec{S}_τ is the spin of the τ . It is a very clean observable that vanishes in the SM. On the other hand, it is very sensitive to the presence of a CP -odd phase in scalar interactions. It is thus well suited as a probe of CP violating multi-Higgs doublet models (Atwood *et al.*, 1993; Garisto, 1995; Grossman and Ligeti, 1995).

Since p_τ^T is a naive T_N -odd observable it does not require a nonzero strong phase. The fact that p_τ^T arises from an underlying CP -odd phase can be verified experimentally by comparing the asymmetry in B with \bar{B} decays where it should change sign reflecting a change in the sign of the CP -odd phase.

In principle any charged lepton could be used for such searches. Indeed, the transverse muon polarization in kaon decays has long been of interest (Abe *et al.*, 2004, 2006). The advantage of using the tau lepton is that τ decays serve as self-analyzers of the polarization. This property has already been exploited at the B factories (Inami *et al.*, 2003). On the other hand, any semitauonic B decay contains at least two neutrinos, so that kinematic constraints from the reconstruction of the recoiling B are essential.

In passing we mention that, as discussed in Sec. III.C, the rates and differential distributions in $B \rightarrow D^{(*)}\tau\nu$ decays are sensitive to contributions from charged Higgs exchanges (Kiers and Soni, 1997). The first studies of these are being carried out at the B factories (Matyja *et al.*, 2007; Aubert *et al.*, 2008f), though much larger data

samples are needed for precise measurements. On the other hand, a_{CP}^τ is theoretically extremely clean, so that experimental issues are the only limiting factor. Thus, transverse polarization studies in these semitauonic decays will be a unique new possibility for exploration at a SFF.

VIII. RARE $b \rightarrow s\gamma$ AND $b \rightarrow s\ell^+\ell^-$ DECAYS

The decays $b \rightarrow s\gamma$ and $b \rightarrow s\ell^+\ell^-$ are forbidden at tree level in the standard model. They do proceed at loop level through diagrams with internal W bosons and charge $+2/3$ quarks, which has several important implications. First, the $b \rightarrow s(d)\gamma$ amplitudes are particularly sensitive to the weak couplings of the top quark: the CKM matrix elements V_{tb} , V_{ts} , and V_{td} . Along with $B-\bar{B}$ mixing, these processes are the only (low energy) experimental probes of V_{td} , one of the least well-known CKM matrix elements. Second, the loop suppression of SM contributions makes them an important probe of possible contributions from new physics particles. As a consequence a great deal of theoretical and experimental work is dedicated to these decays.

In this section we review the implications of the rare radiative decays for constraining the standard model parameters and their relevance in new physics searches. We start by reviewing the present theory status and then proceed to describe the observables of interest.

A. $B \rightarrow X_{s/d}\gamma$ decays

1. Inclusive $B \rightarrow X_{s/d}\gamma$ decays

Application of the effective Hamiltonian in Eq. (5) to actual hadronic radiative decays requires knowledge of the matrix elements for the operators O_i acting on hadronic states. This difficult problem can be addressed in a model independent way only in a limited number of cases.

In inclusive radiative decays $b \rightarrow s\gamma$, the OPE and quark-hadron duality can be used to make clean predictions for sufficiently inclusive observables: the inclusive rate, the photon energy spectrum or the hadronic invariant mass spectrum (Chay *et al.*, 1990; Blok *et al.*, 1994; Falk *et al.*, 1994; Manohar and Wise, 1994). These observables can be computed using the heavy quark expansion in Λ_{QCD}/m_b , where $\Lambda_{\text{QCD}} \sim 500$ MeV is the scale of strong interactions.

The starting point is the optical theorem, which relates the imaginary part of the forward scattering amplitude $T(E_\gamma) = i \int d^4x T\{\mathcal{H}_W, \mathcal{H}_W\}$ to the inclusive rate,

$$\Gamma(B \rightarrow X_s \gamma) = \frac{1}{2M_B} \left(-\frac{1}{\pi} \right) \text{Im} \langle B | T(E_\gamma) | B \rangle. \quad (65)$$

Here E_γ is the photon energy. In the heavy quark limit the energy release into hadronic final states is very large, so that the forward scattering amplitude $T(E_\gamma)$ is dominated by short distances $x \sim 1/m_b \rightarrow 0$. This implies that

$T(E_\gamma)$ and thus the total $B \rightarrow X_s \gamma$ rate can be expanded in powers of Λ_{QCD}/m_b using the OPE,

$$-\frac{1}{\pi} \text{Im} T = O_0 + \frac{1}{m_b} O_1 + \frac{1}{m_b^2} O_2 + \dots \quad (66)$$

Here O_j are the most general local operators of dimension $3+j$ which can mediate the $b \rightarrow b$ transition. At leading order there is only one such operator $O_0 = \bar{b}b$. Its matrix element is known exactly from b quark number conservation. The dimension four operators O_1 vanish by the equations of motion (Chay *et al.*, 1990), while the matrix elements of the dimension five operators O_2 can be expressed in terms of two nonperturbative parameters,

$$\begin{aligned} \lambda_1 &= \frac{1}{2M_B} \langle \bar{B} | \bar{b}_v (iD)^2 b_v | \bar{B} \rangle, \\ 3\lambda_2 &= \frac{1}{2M_B} \langle \bar{B} | \bar{b}_v \frac{\not{g}}{2} \sigma_{\mu\nu} G^{a\mu\nu} T^a b_v | \bar{B} \rangle, \end{aligned} \quad (67)$$

where b_v is the static heavy quark field. The $B \rightarrow X_s \gamma$ decay rate following from the OPE [Eq. (66)] is thus

$$\begin{aligned} \Gamma(B \rightarrow X_s \gamma) &= \frac{\alpha G_F^2}{32\pi^4} m_b^5 |\lambda_i^{(s)}|^2 |C_{7\gamma}(m_b)|^2 \\ &\times \left[1 + \frac{\lambda_1 - 9\lambda_2}{2m_b^2} \right]. \end{aligned} \quad (68)$$

The leading term represents the parton level $b \rightarrow s \gamma$ decay width, which is thus recovered as a model independent prediction in the heavy quark limit. The nonperturbative corrections to the LO result are doubly suppressed by $\Lambda_{\text{QCD}}^2/m_b^2$. In a physical picture they arise from the so-called Fermi motion of the heavy quark inside the hadron and from its interaction with the color gluon field inside the hadron. At each order in the Λ_{QCD}/m_b expansion, these effects are parametrized in terms of a small number of nonperturbative parameters.

In the end-point region of the photon spectrum, where $M_B - 2E_\gamma \sim \Lambda_{\text{QCD}}$, the heavy quark expansion in Λ_{QCD}/m_b breaks down. It is replaced with a simultaneous expansion in powers of Λ_{QCD}/m_b and $1-x$, where $x = 2E_\gamma/M_B$ (Bigi *et al.*, 1994b; Neubert, 1994). In this region the invariant mass of the hadronic state is $M_X^2 \sim M_B \Lambda_{\text{QCD}}$. The photon spectrum is given by a factorization relation (Korchensky and Sterman, 1994; Bauer *et al.*, 2002)

$$\frac{1}{\Gamma_0} \frac{d\Gamma(E_\gamma)}{dE_\gamma} = H(E_\gamma, \mu) S(k_+) \times J(k_+ + m_b - 2E_\gamma), \quad (69)$$

where $H(E_\gamma, \mu)$ contains the effects of hard loop momenta, J is the jet function describing the physics of the hard-collinear loops with $M_B \Lambda_{\text{QCD}}$ off shellness, $S(k_+)$ is the shape function parametrizing bound-state effects in the B meson, while the star denotes a convolution over soft momentum k_+ . The nonperturbative shape function has to be either extracted from data or modeled (com-

monly used shape function parametrizations can be found in Bosch *et al.*, 2004).

The present world average for the inclusive branching fraction is (Abe *et al.*, 2001; Chen *et al.*, 2001; Koppenburg *et al.*, 2004; Aubert *et al.*, 2005b, 2006b; Barberio *et al.*, 2007)

$$\begin{aligned} \mathcal{B}^{\text{exp}}(B \rightarrow X_s \gamma)|_{E_\gamma > 1.6 \text{ GeV}} \\ = (3.55_{-0.10}^{+0.09}|_{\text{shape}} \pm 0.24|_{\text{stat/sys}} \pm 0.03|_{d\gamma}) \times 10^{-4}. \end{aligned} \quad (70)$$

The errors shown are due to the shape function, experimental (statistical and systematics combined), and the contamination from $b \rightarrow d \gamma$ events, respectively.

On the theory side, the SM prediction for the inclusive branching fraction has recently been advanced to NNLO (Misiak *et al.*, 2007), with the result

$$\mathcal{B}(B \rightarrow X_s \gamma)|_{E_\gamma > 1.6 \text{ GeV}}^{\text{NNLO}} = (3.15 \pm 0.23) \times 10^{-4}, \quad (71)$$

where the error combines in quadrature several types of uncertainties: nonperturbative (5%), parametric (3%), higher order (3%), and m_c -interpolation ambiguity (3%). The leading unknown nonperturbative corrections to this prediction arise from spectator contributions with one hard gluon exchange. They scale like $O(\alpha_s \Lambda_{\text{QCD}}/m_b)$ in the limit $m_c \ll m_b/2$ and like $O(\alpha_s \Lambda_{\text{QCD}}^2/m_c^2)$ in the limit $m_c \gg m_b/2$. An alternative estimate, with the photon energy cut dependence resummed using an effective theory formalism, gives (Becher and Neubert, 2007)

$$\begin{aligned} \mathcal{B}(B \rightarrow X_s \gamma)|_{E_\gamma > 1.6 \text{ GeV}}^{\text{NNLO}} \\ = (2.98_{-0.17}^{+0.13}|_{\text{pert}} \pm 0.16|_{\text{hadr}} \pm 0.11|_{\text{pars}} \pm 0.09|_{m_c}) \times 10^{-4}. \end{aligned} \quad (72)$$

This result is about 1.4σ below the central value of the experimental measurement.

The $B \rightarrow X_s \gamma$ branching ratio is an important constraint on new physics models as discussed in Sec. III. At present the largest error arises from experimental uncertainties. Furthermore, using the statistics that would be available at a Super Flavor Factory, it would be possible to reduce the photon energy cut, which can help improve the theoretical understanding. Theoretical uncertainties will, however, ultimately limit the precision, to about the 5% level.

Another important observable in weak radiative decays is the direct CP asymmetry, often called the partial rate asymmetry,

$$A_{CP} = \frac{\Gamma(\bar{B} \rightarrow X \gamma) - \Gamma(B \rightarrow \bar{X} \gamma)}{\Gamma(\bar{B} \rightarrow X \gamma) + \Gamma(B \rightarrow \bar{X} \gamma)}, \quad (73)$$

where \bar{X} is the CP conjugate of the X state.

In general, decay amplitudes can be written as the sum of two terms with different weak phases [see also Eq. (58)],

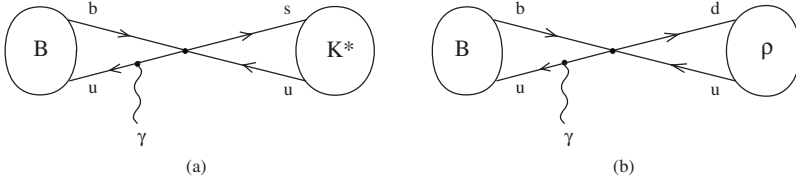


FIG. 14. Typical contributions to the weak annihilation amplitude in $B \rightarrow K^* \gamma$ (a) and $B \rightarrow \rho \gamma$ (b) weak radiative decays. Additional diagrams with the photon attaching to the final state quarks are not shown.

$$A(\bar{B} \rightarrow X \gamma) = P + e^{i\psi} A = P(1 + \varepsilon_A e^{i(\delta + \psi)}), \quad (74)$$

where $\varepsilon_A e^{i\delta} = A/P$ and δ and ψ are the strong and weak phase differences. One finds for the direct CP asymmetry,

$$A_{CP} = 2\varepsilon_A \sin \delta \sin \psi / (1 + 2\varepsilon_A \cos \delta \cos \psi + \varepsilon_A^2), \quad (75)$$

in agreement with the well-known result that for $A_{CP} \neq 0$ both strong and weak phase differences need to be nonzero [see, e.g., [Bander *et al.* \(1979\)](#)]. The direct CP asymmetry in $b \rightarrow s \gamma$ is then suppressed by three concurring small factors: (i) CKM suppression by $\varepsilon_A \propto |\lambda_u^{(s)} / \lambda_t^{(s)}| \sim \lambda^2$, (ii) a factor of $\alpha_s(m_b)$ required in order to generate the strong phase, and (iii) a GIM suppression factor $(m_c/m_b)^2$, reflecting the fact that in the limit $m_c = m_u$ the charm and up quark penguin loop contributions cancel in the CP asymmetry.

The OPE approach discussed above can be used to also compute the $B \rightarrow X_s \gamma$ direct CP asymmetry ([Soares, 1991](#); [Kagan and Neubert, 1998](#); [Kiers *et al.*, 2000](#)). The most recent update by [Hurth *et al.* \(2005\)](#) gives

$$A_{CP}(B \rightarrow X_s \gamma)|_{E_\gamma > 1.6 \text{ GeV}} = (0.44_{-0.10}^{+0.15}|m_c/m_b \pm 0.03|_{\text{CKM}} \frac{+0.19}{-0.09}|_{\text{RG}}) \% . \quad (76)$$

This can be compared to the current world average ([Coan *et al.*, 2001](#); [Aubert *et al.*, 2004c](#); [Nishida *et al.*, 2004](#); [Barberio *et al.*, 2007](#))

$$A_{CP}(B \rightarrow X_s \gamma) = 0.004 \pm 0.036, \quad (77)$$

which is compatible with a vanishing or very small direct CP asymmetry as expected in the SM. The experimental uncertainty is still one order of magnitude greater than the theory error, so that a dramatic improvement in the precision of this SM test can be achieved with a SFF. The ultimate precision is expected to be limited by experimental systematics at about the same level as the current theory error.

The theoretical error can be further reduced if one considers an even more inclusive $B \rightarrow X_{s+d} \gamma$ decay. In the U-spin symmetry limit, the inclusive partial rate asymmetries in $B^\pm \rightarrow X_s \gamma$ and $B^\pm \rightarrow X_d \gamma$ are equal and of opposite signs, $\Delta\Gamma(B^\pm \rightarrow X_s \gamma) = -\Delta\Gamma(B^\pm \rightarrow X_d \gamma)$ ([Hurth and Mannel, 2001](#)). A similar relation also holds for neutral B^0 meson decays but with corrections due to annihilation and other $1/m_b$ suppressed terms. In the SU(3) limit ($m_d = m_s$) therefore the inclusive untagged CP asymmetry $A_{CP}(B \rightarrow X_{s+d} \gamma)$ vanishes in the SM, while the leading SU(3) breaking correction is of order $(m_s/m_b)^2 \sim 10^{-4}$ ([Hurth *et al.*, 2005](#)). The inclusive untagged CP asymmetry thus provides a clean test of the

SM, with little uncertainty. Any measurement of a non-zero value would be a clean signal for NP.

A first measurement of the untagged CP asymmetry has been made by BaBar ([Aubert *et al.*, 2006b](#)),

$$A_{CP}(B \rightarrow X_{s+d} \gamma) = -0.110 \pm 0.115|_{\text{stat}} \pm 0.017|_{\text{sys}}. \quad (78)$$

A significant reduction in the uncertainty is necessary to provide a stringent test of the SM prediction. A SFF will be able to measure this quantity to about 1% precision.

2. Exclusive $B \rightarrow V \gamma$ decays

The exclusive decays such as $B \rightarrow K^* \gamma$ or $B \rightarrow \rho \gamma$ are experimentally much cleaner than the inclusive channels due to simpler event identification criteria and background elimination. They are, however, more theoretically challenging which limits their usefulness for NP searches. In this section we review the theoretical progress on $B \rightarrow V \gamma$ branching ratios and direct CP asymmetries. Theoretically clean observables related to photon polarization are covered next. The extraction of CKM parameters from $B \rightarrow V \gamma$ decays is reviewed in [Sec. VIII.C](#).

The $B \rightarrow V \gamma$ decays are dominated by the electromagnetic dipole operator $O_{7\gamma}$ [Eq. (5)]. Neglecting for the moment the remaining smaller contributions, this gives

$$\mathcal{B}(B \rightarrow K^* \gamma) = \tau_B \frac{\alpha G_F^2 |\lambda_t^{(s)}|^2}{16\pi^4} |C_{7\gamma}|^2 m_b^2 E_\gamma^3 |T_1(0)|^2, \quad (79)$$

where $T_1(q^2)$ is a tensor current form factor. Its nonperturbative nature is at the heart of theoretical uncertainties in $B \rightarrow V \gamma$ decay. In principle it can be obtained model independently from lattice QCD ([Bernard *et al.*, 1994](#)) with first unquenched studies presented by ([Becirevic *et al.*, 2007](#)). Lattice QCD results are obtained only at large values of the momentum transfer $q^2 \sim m_b^2$. Extrapolation to low q^2 then introduces some model dependence. Using the [Becirevic and Kaidalov \(2000\)](#) parametrization, [Becirevic *et al.* \(2007\)](#) found $T_1^{\text{BK}^*}(0) = 0.24 \pm 0.03_{-0.01}^{+0.04}$.

Another nonperturbative approach is based on QCD sum rules, where OPE is applied to correlators of appropriate interpolating operators. Relying on quark-hadron duality the OPE result is related to properties of the hadronic states. The heavy-to-light form factors in the large energy release region can be computed from a modification of this approach, called light-cone QCD sum rules. Using this framework [Ball and Zwicky \(2005\)](#) found $T_1^{B\rho}(0) = 0.267 \pm 0.021$ and $T_1^{\text{BK}^*}(0) = 0.333 \pm 0.028$.

Relations to other form factors follow in the large energy limit $E_M \gg \Lambda_{\text{QCD}}$. In this limit the heavy-to-light $B \rightarrow V$ form factors have been studied in QCDF (Beneke and Feldmann, 2001) and SCET (Bauer *et al.*, 2003; Beneke and Feldmann, 2004; Hill *et al.*, 2004) at leading order in Λ_{QCD}/E_M . The main result is a factorization formula for heavy-to-light form factors consisting of perturbatively calculable factorizable terms and a nonfactorizable soft term common to several form factors. The analysis can be systematically extended to higher orders.

Equation (79) neglects the contributions from the four-quark operators O_{1-6} and the gluonic dipole operator O_{8g} in the weak Hamiltonian [Eq. (5)]. These contributions are of two types: (i) short-distance dominated loop corrections absorbed into effective Wilson coefficients in the factorization formula and (ii) weak annihilation (WA) type contributions (Fig. 14) (Beneke *et al.*, 2001; Ali and Parkhomenko, 2002; Bosch and Buchalla, 2002; Descotes-Genon and Sachrajda, 2004). The WA amplitude is power suppressed, $O(\Lambda_{\text{QCD}}/m_b)$, but occurs at tree level and is also relatively enhanced. It is proportional to $\lambda_u^{(q)}$ and is CKM suppressed in $b \rightarrow s\gamma$ transitions but not in $b \rightarrow d\gamma$ decays, for instance, in $B \rightarrow \rho\gamma$ (Atwood *et al.*, 1996). At LO in α_s and Λ_{QCD}/m_b the WA amplitude factorizes as shown by Grinstein and Pirjol (2000), Beneke *et al.* (2001), and Bosch and Buchalla (2002).

Direct CP asymmetries in exclusive modes such as $B \rightarrow K^*\gamma$ can be estimated using the factorization formula. This gives $A_{CP}(B \rightarrow K^*\gamma) = -0.5\%$ (Bosch and Buchalla, 2002), in agreement with the experimental world average $A_{CP}(B \rightarrow K^*\gamma) = -0.010 \pm 0.028$ (Aubert *et al.*, 2004a; Nakao *et al.*, 2004; Barberio *et al.*, 2007). Since the theory prediction depends on poorly known light-cone wave functions and unknown power corrections, this observable does not offer a precision test of the SM. Some theoretical uncertainties can be overcome by exploiting the cancellation of partial rate asymmetries in the U-spin limit (Hurth and Mannel, 2001), but symmetry breaking corrections are difficult to compute in a clean way. Other possible uses of exclusive radiative decays to test the SM are discussed below.

3. Photon polarization in $b \rightarrow s\gamma$

In the SM the photons emitted in $b \rightarrow s\gamma$ are predominantly left-handed polarized and those emitted in $\bar{b} \rightarrow \bar{s}\gamma$ are predominantly right handed, in accordance with the form of electromagnetic operator $O_{7\gamma}$ [Eq. (7)]. In the presence of NP the decay into photons of opposite chirality can be enhanced by a chirality flip on the internal heavy NP lines. This observation underlies the proposal to use the mixing-induced asymmetry in $B^0(t) \rightarrow f\gamma$ decays as a null test of the SM (Atwood, Gronau, Soni, 1997).

Experimentally, the photon polarization can be measured from time dependent $B^0(t) \rightarrow f\gamma$ decay utilizing the interference of $B^0-\bar{B}^0$ mixing with the right- and left-handed photon amplitudes (Atwood, Gronau, and Soni,

1997; Atwood *et al.*, 2005). In particular, taking the time dependent asymmetry summed over the unobserved photon polarization,

$$A_{CP}(t) = \frac{\Gamma(\bar{B}^0(t) \rightarrow f\gamma_{L+R}) - \Gamma(B^0(t) \rightarrow f\gamma_{L+R})}{\Gamma(\bar{B}^0(t) \rightarrow f\gamma_{L+R}) + \Gamma(B^0(t) \rightarrow f\gamma_{L+R})} = S_{f\gamma} \sin(\Delta mt) - C_{f\gamma} \cos(\Delta mt), \quad (80)$$

the two coefficients are

$$S_{f\gamma} = \frac{2 \text{Im}[(q/p)_B (\bar{A}_L A_L^* + \bar{A}_R A_R^*)]}{|\bar{A}_L|^2 + |A_L|^2 + |\bar{A}_R|^2 + |A_R|^2},$$

$$C_{f\gamma} = \frac{|\bar{A}_L|^2 - |A_L|^2 + |\bar{A}_R|^2 - |A_R|^2}{|\bar{A}_L|^2 + |A_L|^2 + |\bar{A}_R|^2 + |A_R|^2}, \quad (81)$$

where $\bar{A}_{L,R} \equiv A(\bar{B} \rightarrow f\gamma_{L,R})$ and $A_{L,R} \equiv A(B \rightarrow f\gamma_{L,R})$. Note that $S_{f\gamma} = 0$ when the “wrong” polarization amplitudes \bar{A}_R and A_L vanish. This can be made more transparent in a simplified case where f is a CP eigenstate with eigenvalue $\eta_{CP}(f)$ while also assuming that the $B \rightarrow f\gamma$ transitions are dominated by a single weak phase ϕ_q , so that $\bar{A}_{L,R} = e^{i\phi_q} \bar{a}_{L,R}$ and $A_{L,R} = e^{-i\phi_q} \eta_{CP}(f) a_{L,R}$, where $a_{L,R}$ and $\bar{a}_{L,R}$ are strong amplitudes. This gives

$$S_{f\gamma} = \eta_{CP}(f) \frac{2r_f \cos \delta_f}{1 + r_f^2} \text{Im} \left[\left(\frac{q}{p} \right)_B e^{2i\phi_q} \right] \quad (82)$$

and $C_{f\gamma} = 0$. The precision of the test depends on the SM ratio of the wrong polarization decay amplitude $A(\bar{B} \rightarrow f_q \gamma_R)$ and the right polarization decay amplitude $A(\bar{B} \rightarrow f_q \gamma_L)$ for given $f_q (q=d,s)$,

$$r_f e^{i(\phi_q + \delta_f)} \equiv A(\bar{B} \rightarrow f_q \gamma_R) / A(\bar{B} \rightarrow f_q \gamma_L). \quad (83)$$

Here ϕ_q is a weak phase and δ_f is a strong phase.

The asymmetry $S_{f\gamma}$ vanishes in the limit of 100% left-handed photon polarization ($r_f = 0$), so that a value of $S_{f\gamma}$ parameter significantly away from zero would signal the presence of NP. Namely, keeping only the dominant electromagnetic penguin contribution one finds in the SM a very small ratio $r_f = m_q/m_b$ and $\phi_q = \delta_f = 0$, independent of the final state f_q . This estimate can be changed, however, by hadronic effects (Grinstein *et al.*, 2005). The right-handed photon amplitude receives contributions from charm- and up-quark loop graphs in Fig. 15 with the four-quark operators O_{1-6} in the weak vertex. The largest contributions come from the operator O_2^c .

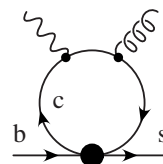


FIG. 15. Diagram with insertion of the operator O_2^c which contributes to right-handed photon emission. The wavy line denotes a photon and the curly line a gluon.

For inclusive $B \rightarrow X_s \gamma_R$ decays one finds $r \approx 0.11$ when integrating over the partonic phase space with $E_\gamma > 1.8$ GeV (Grinstein *et al.*, 2005). This estimate includes the numerically important $O(\alpha_s^2 \beta_0)$ correction. Note that the r obtained is much larger than the estimate from electromagnetic penguin contributions only $r \sim m_s/m_b \sim 0.02$.

An effect of similar size is found for $B \rightarrow V_q \gamma$ decays using SCET, following from a nonfactorizable contribution suppressed by Λ_{QCD}/m_b (Ligeti *et al.*, 1997). By dimensional arguments the estimate for the $r_{K^* \rho}$ ratio is

$$r_f = \frac{m_q}{m_b} + c_f \frac{C_2}{3C_{7\gamma}} \frac{\Lambda_{\text{QCD}}}{m_b}. \quad (84)$$

Here $|c_f|$ is a dimensionless parameter of order 1 that depends on the final hadronic state f . The second term remains in the limit of a massless light quark $m_q \rightarrow 0$. Although power suppressed, it is enhanced by the large ratio $C_2/C_{7\gamma} \sim 3$. A dimensional estimate is thus $r_f \sim 0.1$, which would translate into an asymmetry (S) of about 10%, much larger than the LO estimate of m_q/m_b that gives an asymmetry in $b \rightarrow s$ transitions of around 3%. A more reliable estimate requires a challenging dynamical computation of the nonlocal nonfactorizable matrix element. However, these theoretical difficulties need not stand in the way of experimental progress as there is data driven method to separate the SM contamination by studying the dependence of the asymmetry on the final state (Atwood *et al.*, 2005) as discussed below.

First steps in the direction of explicit model calculations find $S(B \rightarrow K^* \gamma) = -0.022 \pm 0.015$ using QCD sum rules (Ball and Zwicky, 2006a), consistent with the leading order estimate. In particular, expanding the relevant nonlocal operator in powers of $\Lambda_{\text{QCD}} m_b/m_c^2 \sim 0.6$ and then keeping only the first term, they obtained for $f = K^*, \rho$ [see also Khodjamirian *et al.* (1997)],

$$r_f = \frac{m_q}{m_b} - \frac{C_2}{C_7} \frac{L - \tilde{L}}{36 m_b m_c^2 T_1^{\text{BV}}(0)} = \frac{m_q}{m_b} - (0.004 \pm 0.007), \quad (85)$$

with L, \tilde{L} parametrizing $B \rightarrow K^*$ matrix elements of the nonlocal operator. Another calculation using pQCD obtained a similar result for the asymmetry, $S(B \rightarrow K_S \pi^0 \gamma) = -0.035 \pm 0.017$ (Matsumori and Sanda, 2006).

The value of $S_{f\gamma}$ also depends crucially on the mismatch between the weak phase ϕ_q of the decay amplitude and the $B_{d,s}$ mixing phases, $(q/p)_{B_d} = -\exp(-2i\beta)$ and $(q/p)_{B_s} = -1$. There are two distinct categories. For $B^0 \rightarrow f_s \gamma$ and $B_s^0 \rightarrow f_d \gamma$ decays this phase difference is large (2β) and $S_{f\gamma} = [\pm 2r_f/(1+r_f^2)] \cos \delta_f \sin 2\beta$ is suppressed only by r_f . For $B^0 \rightarrow f_d \gamma$ and $B_s^0 \rightarrow f_s \gamma$ decays, on the other hand, the weak phase difference vanishes so that in SM $S_{f\gamma} = 0$ with negligible theoretical uncertainty. For NP to modify these predictions it has to induce large right-handed photon polarization amplitude, while for $B^0 \rightarrow f_d \gamma$ and $B_s^0 \rightarrow f_s \gamma$ decays also a new weak phase is needed to have $S_{f\gamma} \neq 0$.

Current results give a world average $S_{K^* \gamma} = -0.19 \pm 0.23$ (Ushiroda *et al.*, 2006; Barberio *et al.*, 2007; Aubert *et al.*, 2008e), and the first measurement of time dependent asymmetries in $b \rightarrow d \gamma$ decays has reported $S_{p\gamma} = -0.83 \pm 0.65 \pm 0.18$ (Ushiroda *et al.*, 2008). These are compatible, within experimental errors, with the SM predictions. A SFF could reduce the uncertainty on the former to about 2–3% and on the latter to about 10% (see Table XII).

Measurements have also been made over an extended range of $K\pi$ invariant mass in $B \rightarrow K_S \pi^0 \gamma$. In multibody exclusive radiative decays, a nonvanishing right-handed photon amplitude can be present at leading order in the $1/m_b$ expansion. However, using a combination of SCET and chiral perturbation theory, methods applicable in kinematical region with one energetic kaon and a soft pion $r_{K\pi}$ was found to be numerically less than 1% due to kinematical suppression (Grinstein and Pirjol, 2005, 2006a). With the SFF data, the multibody radiative decays will be useful to search for SM corrections to the photon polarization. These effects depend on the Dalitz plot position, in contrast to NP effects, which should be universal (Atwood *et al.*, 2005). The LO dipole moment operator (as well as NP) would give rise to an asymmetry that is independent of the energy of the photon whereas the soft gluon effects will give rise to an asymmetry that depends on photon energy. Thus there is a model independent, completely data driven method to search for NP effects by studies of time dependent asymmetries. In addition, further decay modes, such as $B \rightarrow K_S \eta \gamma$, $B \rightarrow K_S \pi^+ \pi^- \gamma$, and $B \rightarrow K_S \phi \gamma$, can also be used (Atwood *et al.*, 2007) in a similar fashion.

Other approaches for probing the photon polarization in $b \rightarrow s \gamma$ decays have been suggested and can be employed at a SFF. One idea is to relate the photon polarization information to angular distributions of the final state hadrons. Examples relevant for a SFF are $B \rightarrow K \pi \pi \gamma$ (Gronau and Pirjol, 2002; Gronau *et al.*, 2002) and $B^\pm \rightarrow K^\pm \phi \gamma$ (Atwood *et al.*, 2007; Orlovsky and Shevchenko, 2008). Similar tests have also been suggested using Λ_b decays, such as $\Lambda_b \rightarrow \Lambda \gamma$ (Gremm *et al.*, 1995; Mannel and Recksiegel, 1997; Hiller and Kagan, 2002; Hiller *et al.*, 2007) and $\Lambda_b \rightarrow p K \gamma$ (Legger and Schietinger, 2007).

We consider $B \rightarrow X_s \gamma$ decays, where the final hadronic state $X_s = K\pi\pi, K\bar{K}K$ originates from the strong decay of resonance K_{res} , produced in the weak decay $B \rightarrow K_{\text{res}} \gamma$. The lowest lying vector state K^* cannot be used for this purpose since the K^* polarization is not observable in its two-body decay $K^* \rightarrow K\pi$. This is due to the fact that it is impossible to form a T -odd quantity from only two vectors, the photon momentum and the K momentum, in the K^* rest frame.

The photon polarization can be measured through higher resonance $K_{\text{res}} \rightarrow K\pi\pi$ decays. The angular distribution of the decay width in K_{res} rest frame depends explicitly on the photon polarization P_γ as (Gronau and Pirjol, 2002)

$$\begin{aligned}
\frac{d^2\Gamma}{ds d \cos \tilde{\theta}} = & |c_1(s)|^2 \{1 + \cos^2 \tilde{\theta} + 4P_\gamma R_1 \cos \tilde{\theta}\} \\
& + |c_2(s)|^2 \{\cos^2 \tilde{\theta} + \cos^2 2\tilde{\theta}\} \\
& + 12P_\gamma R_2 \cos \tilde{\theta} \cos 2\tilde{\theta} + |c_3(s)|^2 \sin^2 \tilde{\theta} \\
& + \left\{ c_{12}(s) \frac{1}{2} (3 \cos^2 \tilde{\theta} - 1) \right. \\
& \left. + P_\gamma c'_{12}(s) \cos^3 \tilde{\theta} \right\}. \tag{86}
\end{aligned}$$

Here $\tilde{\theta}$ is the angle between the directions opposite to the photon momentum ($-\vec{q}$) and the vector $\vec{p}_{\pi_{\text{slow}}} \times \vec{p}_{\pi_{\text{fast}}}$ (the pions are ordered in terms of their momenta). The first three terms in Eq. (86) correspond to decays through K_{res} resonances with $J^P = 1^+, 2^+, \text{ and } 1^-$, respectively, while the last terms come from 1^+ to 2^+ interference. The hadronic parameters $R_{1,2}$ can be computed from the Breit-Wigner resonant model (Gronau and Pirjol, 2002; Gronau *et al.*, 2002). The $K_1(1400)$ resonance decays predominantly to $K^*\pi$. The relevant parameters in R_1 are then fixed by isospin, leading to a precise determination $R_1 = 0.22 \pm 0.03$. Thus, measurements of the angular distribution Eq. (86) restricted to the $K_1(1400)$ mass range can be used to extract the photon polarization parameter P_γ . So far only an upper bound on $\mathcal{B}(B \rightarrow K_1(1400)\gamma) < 1.5 \times 10^{-5}$ exists (Yang *et al.*, 2005). The use of the narrow resonance $K_1(1270)$, with a larger branching ratio $\mathcal{B}(B \rightarrow K_1(1270)\gamma) = (4.3 \pm 1.3) \times 10^{-5}$ (Yang *et al.*, 2005), may be more advantageous experimentally (Aubert *et al.*, 2007h). A drawback is the estimate of R_1 in which a strong phase between $K_1(1270) \rightarrow K^*\pi$ and $K_1(1270) \rightarrow K\rho$ decay amplitudes needs to be obtained from an independent measurement.

The method outlined above works only for certain charge states, for which two $K^*\pi$ channels interfere to produce the up-down asymmetry in $\cos \tilde{\theta}$. These channels are $K^0\pi^+\pi^0$, where the interfering channels are $K^{*+}\pi^0$ and $K^{*0}\pi^+$, and $K^+\pi^-\pi^0$, where the interfering channels are $K^{*+}\pi^-$ and $K^{*0}\pi^0$.

B. $B \rightarrow X_{s/d}\ell^+\ell^-$ and $B \rightarrow X_{s/d}\nu\bar{\nu}$ decays

The rare $B \rightarrow X_s\ell^+\ell^-$ decays form another class of FCNC processes, which proceed in the SM only through loop effects. The richer structure of the final state allows tests complementary to those performed in weak radiative $B \rightarrow X_s\gamma$ decays. In addition to the total branching fraction, one can also study the dilepton invariant mass, the forward-backward asymmetry, and various polarization observables. We discuss these predictions, considering, in turn, the exclusive and inclusive channels.

1. Inclusive $B \rightarrow X_s\ell^+\ell^-$ decays

In inclusive $B \rightarrow X_{s/d}\ell^+\ell^-$ decays there are three distinct regions of dilepton invariant mass $q^2 = (p_{\ell^+} + p_{\ell^-})^2$: (i) the low- q^2 region, $q^2 < 6 \text{ GeV}^2$, (ii) the high- q^2 region, $q^2 > 12 \text{ GeV}^2$, and (iii) the charm resonance region, $q^2 \sim 6$ to 12 GeV^2 . In the intermediate region (iii) $c\bar{c}$ resonances couple to the dilepton pair through a virtual photon, leading to nonperturbative strong interaction effects which are difficult to compute in a model independent way.

In the low- q^2 and high- q^2 regions, a model independent computation of the decay rate is possible using an OPE and heavy quark expansion, similar to that used for the rare radiative decays discussed in Sec. VIII.A.1. QCD corrections have been evaluated at next-to-next-leading logarithm order (NNLO) including the complete three-loop mixing of the four quark operators $O_{1,2}$ into O_9 necessary for a complete solution of the RGE to NNLO order (Asatrian *et al.*, 2002; Asatryan *et al.*, 2002; Gambino *et al.*, 2003; Ghinculov *et al.*, 2003, 2004; Bobeth *et al.*, 2004; Huber *et al.*, 2008). This calculation has been further improved by including electromagnetic logarithm enhanced contributions $O(\alpha_{\text{e.m.}} \log(m_W^2/m_b^2))$ that appear only if the integration over dilepton mass is restricted to a range but vanish for the full rate (Bobeth *et al.*, 2004; Huber *et al.*, 2006, 2007). Nonperturbative power suppressed effects have been considered by Falk *et al.* (1994) and Ali *et al.* (1997). Effects of the $c\bar{c}$ intermediate states in the resonance region can be modeled assuming factorization of the four-quark operator $(\bar{s}c)(\bar{c}b)$ (Kruger and Sehgal, 1996).

Integrating over the low dilepton invariant mass range $q^2 = (1, 6) \text{ GeV}^2$, the partial branching fractions corresponding to the low- q^2 region are (Huber *et al.*, 2006)

$$\mathcal{B}(B \rightarrow X_s\mu^+\mu^-) = (1.59 \pm 0.11) \times 10^{-6}, \tag{87}$$

$$\mathcal{B}(B \rightarrow X_s e^+e^-) = (1.64 \pm 0.11) \times 10^{-6}, \tag{88}$$

where the dominant theoretical uncertainty (± 0.08) arises from scale dependence along with smaller uncertainties from the quark masses, CKM matrix elements, and nonperturbative $O(1/m_b^2, \alpha_s \Lambda_{\text{QCD}}/m_b)$ corrections. The predictions agree well with the present average value of the BaBar and Belle experimental measurements of this quantity (Aubert *et al.*, 2004b; Iwasaki *et al.*, 2005; Huber *et al.*, 2006), $\mathcal{B}(B \rightarrow X_s\ell^+\ell^-) = (1.60 \pm 0.51) \times 10^{-6}$. The present (SM) theory error for the branching fraction is below the total experimental uncertainty. At a SFF the situation would be reversed.

Additional uncertainty in these predictions is introduced if a cut on the hadronic mass $M_{X_s} < M_D$ is imposed to eliminate charm backgrounds. This introduces sensitivity to the shape function, which however can be eliminated using $B \rightarrow X_s\gamma$ data (Lee *et al.*, 2006). In the high- q^2 region, an improvement in theory is possible if the integrated decay rate is normalized to the semileptonic $b \rightarrow ul\nu$ rate with the same q^2 cut (Ligeti and Tack-

mann, 2007). This drastically reduces the size of $1/m_b^2$ and $1/m_b^3$ power corrections.

Besides the dilepton invariant mass spectrum the observable most often discussed is the forward-backward asymmetry. Recently (Lee *et al.*, 2007) pointed out that a third constraint can be obtained from $B \rightarrow X_s \ell^+ \ell^-$ double differential decay width

$$d^2\Gamma/dq^2 dz = \frac{3}{8}[(1+z^2)H_T(q^2) + 2zH_A(q^2) + 2(1-z^2)H_L(q^2)], \quad (89)$$

where $z = \cos \theta$, with θ the angle between ℓ^+ and the B meson three-momentum in the $\ell^+ \ell^-$ center-of-mass frame. The functions H_i do not depend on z . The sum $H_T(q^2) + H_L(q^2)$ gives the dilepton invariant mass spectrum $d\Gamma/dq^2$, while the forward-backward asymmetry (FBA) is conventionally defined as $dA_{FB}(q^2)/dq^2 = 3H_A(q^2)/4$. The importance of the H_i functions is that they are calculable in the low- q^2 and high- q^2 regions and also depend differently on the Wilson coefficients of the effective weak Hamiltonian of Eq. (5). This suffices to determine the sizes and signs of all relevant coefficients, probing in this way NP effects. At leading order they have a general structure (Lee *et al.*, 2007),

$$\begin{aligned} H_T(q^2) &\propto 2(1-s)^2 s [(C_9 + 2C_{7\gamma}/s)^2 + C_{10}^2], \\ H_A(q^2) &\propto -4(1-s)^2 s C_{10}(C_9 + 2C_{7\gamma}/s), \\ H_L(q^2) &\propto (1-s)^2 [(C_9 + 2C_{7\gamma}/s)^2 + C_{10}^2], \end{aligned} \quad (90)$$

where $s = q^2/m_b^2$. The modified Wilson coefficients $C_{7\gamma,9,10}$ are μ independent linear combinations of the Wilson coefficients $C_{7\gamma,9,10}$ and $C_{1,\dots,6,8g}$ in the weak Hamiltonian of Eq. (5). They are related to the NNLO effective Wilson coefficients $C_{7,8}^{\text{eff}}$ calculated by Beneke *et al.* (2001), Asatryan *et al.* (2002), and Ghinculov *et al.* (2004).

Note that in H_T and H_A the coefficient C_7 is enhanced by a $1/s$ pole so that measuring the dilepton mass dependence gives further information. Also $H_A(q^2)$ has a zero at q_0^2 . The existence of a zero of the FBA and the relative insensitivity to hadronic physics effects was first pointed out for exclusive channels (Burdman, 1998) and subsequently extended to the inclusive channels (Ali *et al.*, 2002; Ghinculov *et al.*, 2003). In the SM the zero appears in the low- q^2 region, sufficiently away from the charm resonance region to allow a precise computation of its position in perturbation theory. The value of the zero of the FBA is a precisely calculated observable in flavor physics with a theoretical error at the order of 5%. For $B \rightarrow X_s \mu^+ \mu^-$, for instance, the improved NNLO prediction is $(q_0^2)_{\mu\mu} = 3.50 \pm 0.12 \text{ GeV}^2$ (Huber *et al.*, 2008), where the largest uncertainty is due to the remaining scale dependence (0.10). The position of the zero is directly related to the relative size and sign of the Wilson coefficients C_7 and C_9 . Thus it is very sensitive to new physics effects in these parameters. This quantity has not yet been measured, but estimates show that a

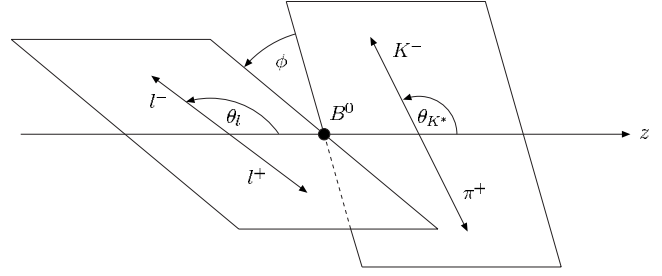


FIG. 16. Parametrization of the final state in the rare decay $B \rightarrow K^*(\rightarrow K\pi)\ell^+\ell^-$.

precision of about 5% could be obtained at a SFF (Hashimoto *et al.*, 2004; Bona *et al.*, 2007b).

2. Exclusive $B \rightarrow X_s \ell^+ \ell^-$ and $B \rightarrow X_s \nu \bar{\nu}$ decays

The channels $B \rightarrow M \ell^+ \ell^-$ ($M = K, K^*, \pi, \rho, \dots$) are experimentally cleaner than inclusive decays but more complicated theoretically. The $B \rightarrow M$ transition amplitude depends on hadronic physics through form factors. The theoretical formalism described in Sec. VIII.A.2 for exclusive radiative decays can be applied to this case as well.

The simplest decays are the one with a pseudoscalar meson, such as $B \rightarrow K \ell^+ \ell^-$ or $B \rightarrow \pi \ell^+ \ell^-$. Unlike $B \rightarrow K/\pi \gamma$ decays that are not possible due to angular momentum conservation, the dilepton decays are allowed since the dilepton can carry zero helicity. Especially interesting for NP searches is the angular dependence on θ_+ , the angle between the ℓ^- (ℓ^+) and the B (\bar{B}) momenta in the dilepton rest frame. In the SM the dependence is simply $d\Gamma \sim \sin^2 \theta_+$. Allowing for scalar and pseudoscalar couplings to the leptons, which are possible in extensions of the SM, the general angular distribution is given by (Bobeth *et al.*, 2001)

$$\frac{1}{\Gamma} \frac{d\Gamma}{d \cos \theta_+} = \frac{3}{4} (1 - F_S) \sin^2 \theta_+ + \frac{1}{2} F_S + A_{FB} \cos \theta_+. \quad (91)$$

The coefficient F_S receives contributions from the scalar and pseudoscalar couplings to the leptons, while A_{FB} depends on the interference between the vector and scalar couplings. As these terms vanish in the SM, their measurement is a null test sensitive to new physics from scalar and pseudoscalar penguin contributions [see Bobeth *et al.* (2007) for a detailed study]. The first measurement of these parameters has been carried out in $B^+ \rightarrow K^+ \ell^+ \ell^-$ decays by BaBar (Aubert *et al.*, 2006d). The results are compatible with zero: $A_{FB} = 0.15_{-0.23}^{+0.21} \pm 0.08$ and $F_S = 0.81_{-0.61}^{+0.58} \pm 0.46$, where the first error is statistical and the second is systematic. These measurements could become one order of magnitude more precise and measure or set tight bounds on coefficients of NP operators which can produce these asymmetries.

We turn next to the decays with a vector meson in the final state, such as $B \rightarrow K^* \ell^+ \ell^-$ and $B \rightarrow \rho \ell^+ \ell^-$. Since vec-

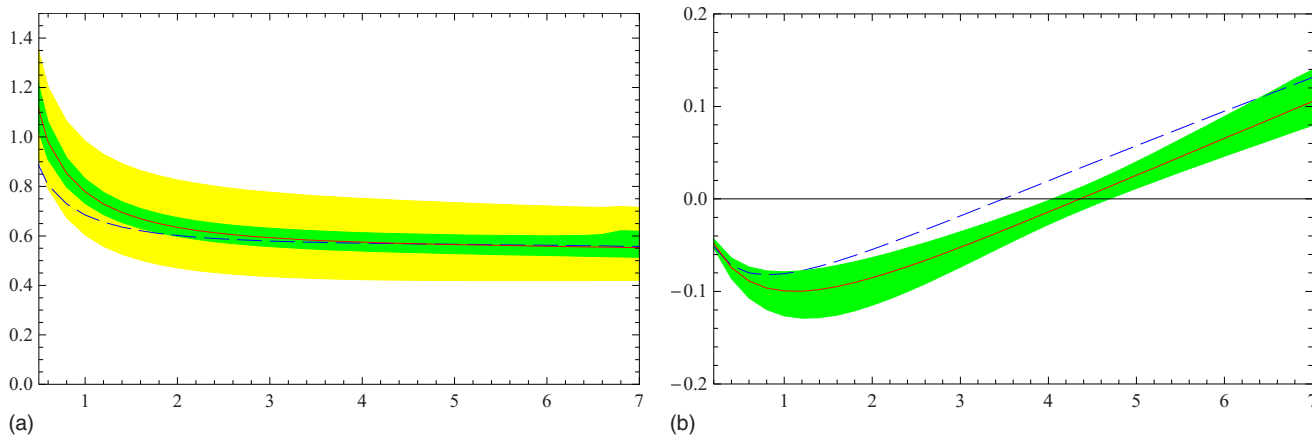


FIG. 17. (Color online) Differential decay rate $d\mathcal{B}(B^0 \rightarrow K^{*0} \ell^+ \ell^-)/dq^2$ and the forward-backward asymmetry $A_{FB}(B^0 \rightarrow K^{*0} \ell^+ \ell^-)$. The dashed line denotes leading-order approximation (including some tree level $1/m_b$ corrections) and the solid line denotes the next-to-leading order result. The band reflects all theoretical uncertainties from parameters and scale dependence combined (on left figure the thin band is without errors on the form factors and CKM input). From [Beneke *et al.*, 2008](#).

tor mesons carry a polarization, the final state has a more complex structure. The K^* decays to $K\pi$ and the final state is specified by three angles defined as shown in Fig. 16. After integrating over (ϕ, θ_{K^*}) the rate is described by three functions of q^2 as in the inclusive case [Eq. (90)], with the difference that the Wilson coefficients $C_{7\gamma,9,10}$ are also multiplied by $B \rightarrow K^*$ form factors. As in inclusive case, the transverse helicity amplitudes are dominated by the photon pole in the low- q^2 region. In the high- q^2 region, the $C_{9,10}$ terms dominate the amplitudes. Figure 17 shows results for the decay rate and the FBA in the exclusive mode $B \rightarrow K^* \ell^+ \ell^-$ ([Beneke *et al.*, 2001](#)). Due to form factor uncertainties the determination of the Wilson coefficients $C_{7\gamma}, C_9, C_{10}$ and the resulting NP constraints have substantially larger theoretical errors than the ones following from the inclusive decays (cf. Fig. 18 with Fig. 17).

In the large recoil limit the $B \rightarrow K^* / \rho \ell^+ \ell^-$ amplitudes satisfy factorization relations at leading order in Λ_{QCD}/m_b ([Beneke *et al.*, 2001](#); [Bauer *et al.*, 2003](#); [Beneke](#)

and [Feldmann, 2004](#); [Hill *et al.*, 2004](#)). These factorization relations reduce the number of unknowns by expressing the amplitudes as combinations of soft overlap factors $\zeta_{\perp}^{BV}, \zeta_{\parallel}^{BV}$ and factorizable contributions, multiplied with hard coefficients. The factorization relations predict that in the SM the right- (left-) handed helicity amplitudes for $\bar{B}(B) \rightarrow K^* \ell^+ \ell^-$ are power suppressed. Any nonstandard chirality structure could change this. A second prediction in the large recoil limit is that the left-handed helicity amplitude $H_{-}^{(V)}(q^2)$ has a zero at dilepton invariant mass q_0^2 . In the SM this is predicted to be ([Beneke *et al.*, 2001, 2005](#))

$$q_0^2[K^{*0}] = 4.36_{-0.31}^{+0.33} \text{ GeV}^2,$$

$$q_0^2[K^{*+}] = 4.15 \pm 0.27 \text{ GeV}^2. \quad (92)$$

This result was improved by including the resummation of the Sudakov logarithms in SCET ([Ali *et al.*, 2006](#)), reducing the scale dependence uncertainty. The mea-

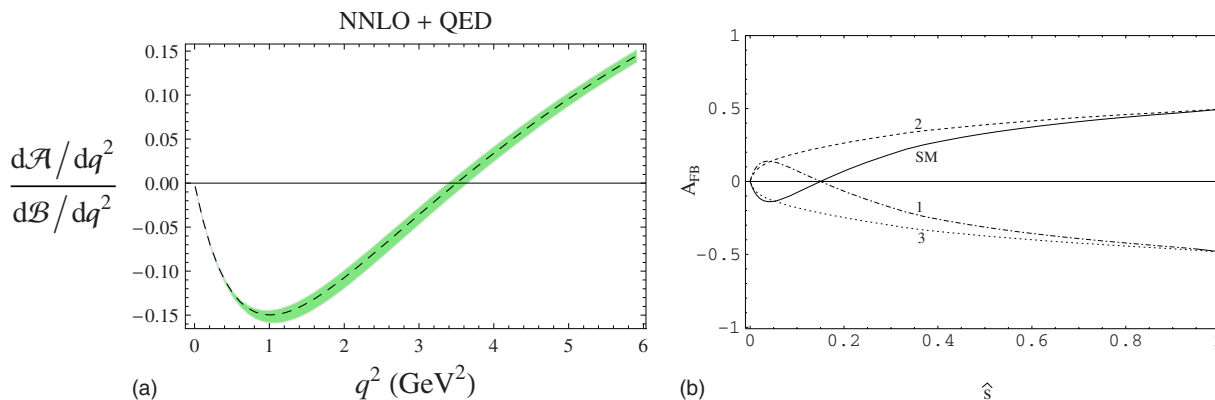


FIG. 18. (Color online) Predictions for the forward-backward in $B \rightarrow X_s \ell^+ \ell^-$. Left: The full NNLO prediction for $B \rightarrow X_s \ell^+ \ell^-$ forward-backward asymmetry normalized to the dilepton mass distribution (dashed line) and the total—parametric and perturbative—error band (shaded area). From [Huber *et al.*, 2008](#). Right: dA_{FB}/dq^2 in SM (solid line), with sign of C_{10} opposite to SM (line 1), with reversed $C_{7\gamma}$ sign (line 2), both $C_{7\gamma}$ and C_{10} signs reversed (line 3). From [Ali *et al.*, 2002](#).

surement of q_0^2 can be translated into a measurement of $\text{Re}(C_7/C_9)$ up to a correction depending on the ratio of two form factors $V(q^2)/T_1(q^2)$, which has been computed in factorization (Beneke *et al.*, 2001; Beneke and Yang, 2006). Whether the soft overlap and the factorizable contributions in these form factors are comparable or not is still a subject of discussion and may lead to larger errors than usually quoted (Lee *et al.*, 2007). Additional uncertainty can be introduced by the Λ_{QCD}/m_b power corrections.

Various other observables are accessible in $b \rightarrow s \ell^+ \ell^-$ decays, including time dependent (Kim and Yoshikawa, 2007) and transverse polarization asymmetries (Kruger and Matias, 2005; Lunghi and Matias, 2007). These provide additional possibilities to probe the suppression of right-handed amplitudes and to search for NP operators with nonstandard chirality at a SFF. We note the presence of possible SM contamination to these observables due to $O(1)$ contributions to the right-handed amplitude in the multibody channel $\bar{B} \rightarrow K \pi \ell^+ \ell^-$ in the soft pion region (Grinstein and Pirjol, 2006b).⁵ This is similar to the effect discussed above for $B \rightarrow K \pi \gamma$ and could be reduced by applying phase space cuts on the pion energy.

Further observables are accessible in the case with massive leptons, $b \rightarrow s \tau^+ \tau^-$. The τ polarization asymmetry,

$$P_\tau(q^2) \equiv (d\mathcal{B}_{\lambda=-1} - d\mathcal{B}_{\lambda=+1}) / (d\mathcal{B}_{\lambda=-1} + d\mathcal{B}_{\lambda=+1}), \quad (93)$$

integrated over the region $q^2/m_b^2 \geq 0.6$, is about -48% in the SM, but NP effects can change this prediction (Hewett, 1996; Dai *et al.*, 1997). No experimental studies of $b \rightarrow s \tau^+ \tau^-$ decays exist, making predictions of the SFF sensitivity unreliable. However, it appears that exclusive modes could be measured.

Another related mode is $b \rightarrow s \nu \bar{\nu}$, mediated in the SM through the box and Z penguin diagrams, which are matched onto the operator $O_{11\nu}$. In extensions of the SM, additional diagrams can contribute, such as Higgs-mediated penguin diagrams in models with an extended Higgs sector and models with modified bsZ couplings (Grossman *et al.*, 1996; Bird *et al.*, 2004). The SM expectations for the branching fractions of these modes are $\mathcal{B}(B \rightarrow X_s \nu \bar{\nu}) \sim 4 \times 10^{-5}$ (Buchalla *et al.*, 1996) and $\mathcal{B}(B \rightarrow X_d \nu \bar{\nu}) \sim 2 \times 10^{-6}$. The dominant exclusive modes are $B \rightarrow K^{(*)} \nu \bar{\nu}$, which are expected to occur with branching fractions of about 10^{-6} . Present data give only an upper bound for $\mathcal{B}(B^+ \rightarrow K^+ \nu \bar{\nu})$ at the level of 40×10^{-6} (Aubert *et al.*, 2005d; Chen *et al.*, 2007b), which is one order of magnitude above the SM prediction. These modes are challenging experimentally because of the presence of two undetected neutrinos. Nonetheless, the expected precision of the measurement of $\mathcal{B}(B^+ \rightarrow K^+ \nu \bar{\nu})$ at a SFF

is 20%, while the $B^+ \rightarrow \pi^+ \nu \bar{\nu}$ mode should be at the limit of observability (Bona *et al.*, 2007b).

C. Constraints on CKM parameters

The radiative $b \rightarrow s(d)\gamma$ decays are sensitive to the CKM elements involving the third generation quarks. In the following we review the methods proposed for precision determination of the CKM parameters and indicate the types of constraints which can be obtained.

- $|V_{ub}|/|V_{tb}V_{ts}^*|$ from inclusive $b \rightarrow s\gamma$ and $b \rightarrow u\ell\nu$. The inclusive radiative decays $B \rightarrow X_s\gamma$ were discussed in Sec. VIII.A.1 and the inclusive semileptonic decays $B \rightarrow X_u\ell^-\bar{\nu}_\ell$ were discussed in Sec. V. For both types of decays only part of the phase space is accessible experimentally. In semileptonic decays a cut on lepton energy or hadronic invariant mass needs to be made to avoid charm background, while in $B \rightarrow X_s\gamma$ the photon needs to be energetic enough to reduce background. Experimentally accessible is the so-called shape function region of the phase space, where the inclusive state forms an energetic jet with mass $M_X^2 \sim \Lambda_{\text{QCD}}Q$. Restricted to this region the OPE breaks down, while instead SCET is applicable. The decay widths factorize in a form given by Eq. (69) for $B \rightarrow X_s\gamma$. Both radiative and semileptonic decays depend, at LO in $1/m_b$, on the the same shape function $S(k_+)$ describing the nonperturbative dynamics of the B meson. The dependence on the shape function can be eliminated by combining the radiative and semileptonic rates. This determines $|V_{ub}|/|V_{tb}V_{ts}^*|$, with different methods of implementing the basic idea discussed in detail in Sec. V [see also Paz (2006) and Lee (2008)].
- $|V_{td}|/|V_{ts}|$ from $B \rightarrow (\rho/K^*)\gamma$. The radiative $B \rightarrow \rho\gamma$ and $B \rightarrow K^*\gamma$ amplitudes are dominated by electromagnetic penguin contributions proportional to $V_{td}^*V_{tb}$ and $V_{ts}^*V_{tb}$ CKM elements, respectively. The ratio of the charge-averaged rates is then

$$\frac{\bar{\mathcal{B}}(B_q \rightarrow \rho\gamma)}{\bar{\mathcal{B}}(B_q \rightarrow K^*\gamma)} = \kappa_q^2 \left| \frac{V_{td}}{V_{ts}} \right|^2 R_{\text{SU}(3)} \left(\frac{m_B^2 - m_\rho^2}{m_B^2 - m_{K^*}^2} \right)^{3/2} \times (1 + r_{\text{WA}}), \quad (94)$$

where $B_q = (B^-, \bar{B}^0)$, $\rho_q = (\rho^-, \rho^0)$, and $\kappa_q = (1, 1/\sqrt{2})$ for $q = (u, d)$ spectator quark flavors. The coefficient r_{WA} denotes the WA contribution in $B \rightarrow \rho\gamma$, while it is negligible for $B \rightarrow K^*\gamma$. The coefficient $R_{\text{SU}(3)}$ parametrizes the SU(3) breaking in the ratio of tensor form factors. The theory error in the determination of $|V_{td}|/|V_{ts}|$ is thus due to these two coefficients. The coefficient r_{WA} can be calculated using factorization. Writing

⁵These contributions introduce a shift in the position of the FBA zero in $B \rightarrow K^*(\rightarrow K\pi)\ell^+\ell^-$ as K^* is always observed through the $K\pi$ final state.

$$r_{\text{WA}} = 2 \operatorname{Re}(\delta a) \cos \alpha |\lambda_u^{(d)}/\lambda_t^{(d)}| + O(\delta a^2), \quad (95)$$

Bosch and Buchalla (2005) found $\operatorname{Re}(\delta a) = 0.002^{+0.124}_{-0.061}$ for $B^0 \rightarrow \rho^0 \gamma$ and $\operatorname{Re}(\delta a) = -0.4 \pm 0.4$ for $B^+ \rightarrow \rho^+ \gamma$. [For an alternative treatment, see Ball *et al.* (2007).] The WA amplitude is larger for charged B decays, where it is color allowed, in contrast to neutral B decays, where it is color suppressed. Along with $|\lambda_u^{(d)}/\lambda_t^{(d)}| \sim 0.5$ the above values of δa show that the uncertainty introduced by the WA contribution is minimal in neutral B radiative decays. The second source of theoretical uncertainty is given by SU(3) breaking. The parameter $R_{\text{SU}(3)}$ was estimated using QCD sum rules with the result $R_{\text{SU}(3)} = 1.17 \pm 0.09$ (Ball and Zwicky, 2006b). It seems rather difficult to improve on this calculation in a model independent way. This method for determining $|V_{td}/V_{ts}|$ has been used to obtain $|V_{td}/V_{ts}| = 0.199^{+0.026+0.018}_{-0.025-0.015}$ (Mohapatra *et al.*, 2006) and $|V_{td}/V_{ts}| = 0.200^{+0.021}_{-0.020} \pm 0.015$ (Aubert *et al.*, 2007c), where the first errors are experimental and the second are theoretical, and in both cases the average over the $B \rightarrow (\rho/\omega) \gamma$ channels is used. A dramatic improvement in experimental error can be expected at a SFF, and while the theoretical error can be reduced using only the cleaner $B^0 \rightarrow \rho^0 \gamma$, the precision is likely to be limited at about 4% due to the SU(3) breaking correction discussed above. This could possibly be improved using data collected at the Y(5S), as discussed in Sec. IX.C.

- $|V_{ub}/V_{td}|$ from $B \rightarrow \rho \gamma$ and $B \rightarrow \rho \ell \bar{\nu}_\ell$. The ratio of CKM matrix elements $|V_{ub}/V_{td}|$ can be constrained by combining the semileptonic mode $B \rightarrow \rho \ell \bar{\nu}$ with the radiative decay $B \rightarrow \rho \gamma$ (Bosch and Buchalla, 2005; Beneke and Yang, 2006). In the large recoil limit the relevant form factors satisfy factorization relations. The doubly differential semileptonic rate expressed in terms of the helicity amplitudes is

$$\frac{d^2 \Gamma(\bar{B} \rightarrow \rho \ell \bar{\nu})}{dq^2 d \cos \theta} = \frac{G_F^2 |V_{ub}|^2}{96 \pi^3 m_B^2} q^2 |\bar{q}| [(1 + \cos \theta)^2 H_-^2 + (1 - \cos \theta)^2 (H_+^2 + 2H_0^2)], \quad (96)$$

where θ is the angle between $\bar{\nu}$ and the B meson momentum in the $\ell \bar{\nu}$ center-of-mass frame. At $\theta=0$ only the left-handed helicity amplitude H_- contributes. The $q^2 \rightarrow 0$ limit of the ratio of the $\bar{B} \rightarrow \rho \ell \bar{\nu}$ partial rate to the $\bar{B} \rightarrow \rho \gamma$ rate depends only on

$$\left(\frac{H_-(0)}{T_1(0)} \right)^2 \rightarrow \frac{4q^2}{m_B^2} \frac{1}{\mathcal{R}_2^2(0)}, \quad (97)$$

where $T_1(q^2)$ is a tensor current form factor [Eq. (79)], while $m_B \mathcal{R}_2(q^2) \equiv (m_B + m_V) T_1(q^2) / V(q^2)$ is calculable in a perturbative expansion in $\alpha_s(m_b)$ and $\alpha_s(\sqrt{\Lambda_{\text{QCD}} m_b})$. This ratio has been computed to be $1/\mathcal{R}_2^2(0) = 0.82 \pm 0.12$ (Beneke and Yang, 2006), allowing for a 60% uncertainty in the spectator-

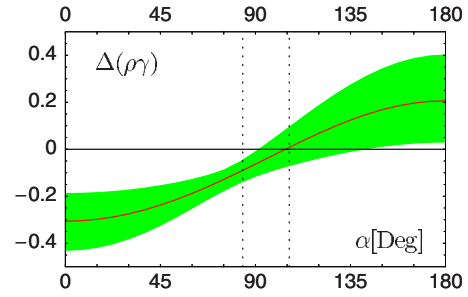


FIG. 19. (Color online) Isospin asymmetry $\Delta(\rho\gamma)$ as a function of the CKM angle α . The band displays the total theoretical uncertainty which is mainly due to weak annihilation. The vertical dashed lines limit the range of α obtained from the CKM unitarity triangle fit.

scattering contribution. This amounts to a 10% uncertainty on this determination of $|V_{ub}/V_{td}|$, which, however, does not include uncertainties from power suppressed contributions.

- $|V_{ub}|^2/|V_{tb}V_{ts}^*|^2$ from $B \rightarrow K^* \ell^+ \ell^-$ and $B \rightarrow \rho \ell \bar{\nu}_\ell$. In the low recoil region $q^2 \sim (M_B - M_{K_s})^2$, the $B \rightarrow K^* \ell^+ \ell^-$ amplitude can be computed in an expansion in $\Lambda_{\text{QCD}}/m_b, 4m_c^2/Q^2, \alpha_s(Q)$ (Grinstein and Pirjol, 2004), relating it to the semileptonic decay $B \rightarrow \rho \ell \nu$, up to SU(3) breaking correction in the form factors. These can be eliminated using semileptonic D decay rates by forming the Grinstein double ratio (Ligeti and Wise, 1996),

$$\frac{d\Gamma(B \rightarrow \rho \ell \nu)/dq^2}{d\Gamma(B \rightarrow K^* \ell^+ \ell^-)/dq^2} \frac{d\Gamma(D \rightarrow K^* \ell \nu)/dq^2}{d\Gamma(D \rightarrow \rho \ell \nu)/dq^2}, \quad (98)$$

which is proportional to $|V_{ub}|^2/|V_{tb}V_{ts}^*|^2$. The theory error on $|V_{ub}|$ with this method is about 5%, but measurements of the required branching fractions in the region $q^2 = (15, 19) \text{ GeV}^2$ require SFF statistics.

- Constraints from the isospin asymmetry in $B \rightarrow \rho \gamma$. Assuming dominance by the penguin amplitude in $B \rightarrow \rho \gamma$, isospin symmetry relates the charged and neutral modes to be $\Gamma(B^{\pm} \rightarrow \rho^{\pm} \gamma) = 2\Gamma(B^0 \rightarrow \rho^0 \gamma)$. The present experimental data point to a possible isospin asymmetry. The most recent world averages give (Mohapatra *et al.*, 2006; Aubert *et al.*, 2007c; Barbiero *et al.*, 2007) (using CP -conjugate modes)

$$\begin{aligned} \Delta(\rho\gamma) &= \frac{\Gamma(B^+ \rightarrow \rho^+ \gamma)}{2\Gamma(B^0 \rightarrow \rho^0 \gamma)} - 1 \\ &= \frac{(0.88^{+0.28}_{-0.26}) \times 10^{-6}}{2 \times (0.93^{+0.19}_{-0.18}) \times 10^{-6}} - 1 = -0.53^{+0.18}_{-0.17}. \end{aligned} \quad (99)$$

Several mechanisms can introduce a nonzero isospin asymmetry: (i) the $m_u - m_d$ quark mass difference leading to isospin asymmetry in the tensor form factor T_1 ; (ii) contributions from operators other than $O_{7\gamma}$ where the photon attaches to the spectator quark in the B meson; and (iii) spectator diagrams such as those in Fig. 14,

TABLE IX. Expected precision on a subset of important observables that can be measured at SFF running at the $Y(5S)$ and/or LHCb. The first two columns give expected errors after short (less than a month) and long SFF runs (Baracchini *et al.*, 2007; Bona *et al.*, 2007b), while the third lists expected statistical errors after 1 year of LHCb running at design luminosity (Buchalla *et al.*, 2008).

Observable	SFF (1 ab ⁻¹)	SFF (30 ab ⁻¹)	LHCb (2 fb ⁻¹)
$\Delta\Gamma_s/\Gamma_s$	0.11	0.02	0.0092
$\beta_s (J/\Psi \phi)$	20°	8°	1.3°
$\beta_s (B_s^0 \rightarrow K^0 \bar{K}^0)$	24°	11°	
A_{SL}^s	0.006	0.004	0.002
$\mathcal{B}(B_s^0 \rightarrow \mu^+ \mu^-)$		$< 8 \times 10^{-9}$	3 σ evidence
$ V_{td}/V_{ts} $ from R_s	0.08	0.017	
$\mathcal{B}(B_s^0 \rightarrow \gamma\gamma)$	38%	7%	

which depend on the spectator quark q through its electric charge, and the hard scattering amplitude.

The dominant contribution to the isospin asymmetry in the SM is given by the last mechanism (iii), mediated by the four-quark operators O_{1-6} . The matrix elements of these operators can be computed using factorization and the heavy quark expansion (Ali and Braun, 1995; Khodjamirian *et al.*, 1995; Grinstein and Pirjol, 2000; Beneke *et al.*, 2001; Ali and Parkhomenko, 2002; Bosch and Buchalla, 2002). Since the four-quark operators contribute with a different weak phase to the penguin amplitude, the result is sensitive to CKM parameters, in particular to the weak phase α (see Fig. 19). Using as inputs the parameters from the CKM fit, an isospin asymmetry of a few percent is possible, with significant uncertainty from hadronic parameters (Beneke *et al.*, 2005),

$$\Delta(\rho\gamma) = (-4.6_{-4.2}^{+5.4}|_{\text{CKM}} \quad {}_{-5.6}^{+5.8}|_{\text{had}}) \% . \quad (100)$$

This prediction can be turned around to obtain constraints on the CKM parameters $(\bar{\rho}, \bar{\eta})$ using the $\rho\gamma$ asymmetries. As discussed by Beneke *et al.* (2005) measurements of the direct CP asymmetry and of the isospin asymmetry in $B \rightarrow \rho\gamma$ give complementary constraints, which, in principle, allow a complete determination of the CKM parameters. However, the precision of such a determination is ultimately going to be limited by hadronic uncertainties and power corrections.

IX. B_s^0 PHYSICS AT $Y(5S)$

The $Y(5S)$ resonance is heavy enough that it decays to both $B_{u,d}^{(*)}$ and $B_s^{(*)}$ mesons. So far, several e^+e^- machines have operated at the $Y(5S)$ resonance resulting in 0.42 fb⁻¹ of data collected by the CLEO Collaboration (Besson *et al.*, 1985; Lovelock *et al.*, 1985), followed by 1.86 fb⁻¹ of data collected by the Belle Collaboration during an $Y(5S)$ engineering run (Drutskoy, 2007a, 2007b) and a sample of about 21 fb⁻¹ collected by Belle during a month-long run in June 2006. Baracchini *et al.*

(2007) performed a comprehensive analysis of the physics opportunities that would be offered by much larger data samples of 1 ab⁻¹ (30 ab⁻¹) from a short (long) run of a SFF at the $Y(5S)$, where the data sample is recorded in special purpose runs. Collecting 1 ab⁻¹ should require less than 1 month at a peak luminosity of 10³⁶ cm⁻² s⁻¹. As a result, a SFF can give information on the B_s^0 system that is complementary to that from hadronic experiments. In Table IX we give the expected precision from a SFF and LHCb for a sample of observables, clearly showing complementarity. In particular, the SFF can measure inclusive decays and modes with neutrals, which are inherently difficult in hadronic environment, while LHCb provides superior time dependent measurements of all-charged final states.

Physical processes involving B_s^0 mesons add to the wealth of information already available from the $B_{d,u}$ systems because the initial light quark is an s quark. As a result, B_s^0 decays are sensitive to a different set of NP operators transforming between third and second generations than are $b \rightarrow s$ decays of $B_{d,u}$. The prime examples are $B_s^0 \rightarrow \mu^+ \mu^-$ where semileptonic $b \rightarrow s$ operators are probed and B_s^0 - \bar{B}_s^0 mixing where $\Delta B=2$ NP operators are probed. In addition, B_s^0 can improve knowledge of hadronic processes since B_s^0 and B^0 are related by U spin. In the application of flavor SU(3) to hadronic matrix elements the commonly used dynamical assumption of small annihilationlike amplitudes may no longer be needed.

A. B_s^0 - \bar{B}_s^0 mixing parameters

B_s^0 - \bar{B}_s^0 mixing is described by the mass difference Δm_s of the two eigenstates, the average of two decay widths Γ_s and their difference $\Delta\Gamma_s$, by $|q/p|$ and by the weak mixing phase $\beta_s = -\frac{1}{2} \arg(q/p)$, which is very small in the SM, $\beta_s = \arg(-V_{tb}V_{ts}^*/V_{cb}V_{cs}^*) = (-1.05 \pm 0.05)^\circ$ (Charles *et al.*, 2005) [see also Eq. (34)]. These parameters can be modified by NP contributions and are, for instance, sensitive to the large $\tan\beta$ regime of the MSSM as discussed in Sec. III.D.4.

The oscillation frequency Δm_s has been measured (Abulencia *et al.*, 2006) and found to be consistent with SM predictions, within somewhat large theory errors. These oscillations are too fast to be resolved at a SFF, which thus cannot measure Δm_s . However, measurements of the other parameters, Γ_s , $\Delta\Gamma_s$, and β_s , are possible through time dependent *untagged* decay rates. Explicitly, for a B_s^0, \bar{B}_s^0 pair produced from B_s^{0*}, \bar{B}_s^{0*} at the $Y(5S)$ this is given by (Dunietz *et al.*, 2001)

$$\begin{aligned} & \Gamma(B_s^0(t) \rightarrow f) + \Gamma(\bar{B}_s^0(t) \rightarrow f) \\ &= \mathcal{N}\Gamma_s e^{-\Gamma_s t} \left[\cosh\left(\frac{\Delta\Gamma_s t}{2}\right) + H_f \sinh\left(\frac{\Delta\Gamma_s t}{2}\right) \right], \end{aligned} \quad (101)$$

where f is a CP eigenstate and H_f is given by

Eq. (38). The normalization factor is given by $\mathcal{N} = \frac{1}{2}[1 - (\Delta\Gamma_s/2\Gamma_s)^2]$, neglecting possible effects due to CP violation in mixing.

At the $Y(5S)$, CP -tagged initial states can also be used to extract the unitarity angle γ rather cleanly (Falk and Petrov, 2000; Atwood and Soni, 2002) and to constrain lifetime difference $\Delta\Gamma_s$ through time independent measurements (Atwood and Petrov, 2005).

The most promising channel for measuring B_s^0 - \bar{B}_s^0 mixing parameters at a hadronic machine is $B_s^0 \rightarrow J/\psi \phi$, where angular analysis is needed to separate CP -even and CP -odd components. Recent measurements at D0 and CDF favor large $|\beta_s|$, making further studies highly interesting (Aaltonen *et al.*, 2008b; Abazov *et al.*, 2008). As shown in Table IX a SFF cannot compete with LHCb in this analysis either for β_s or for $\Delta\Gamma_s/\Gamma_s$ measurements, assuming systematic errors at LHCb are negligible. However, LHCb and a SFF can study complementary channels. For example, $B_s^0 \rightarrow J/\psi \eta^{(\prime)}$ or β_s from the $\Delta S = 1$ penguin dominated $B_s^0 \rightarrow K^0 \bar{K}^0$ are difficult measurements at hadronic machines, as shown in Table IX. The latter mode would be complementary to $B_s^0 \rightarrow \phi \phi$, where a precision of 0.11 is expected after 2 fb^{-1} of data at LHCb (1 year of nominal luminosity running). Other interesting modes that can be studied at a SFF include $B_s^0 \rightarrow D_s^{(*)+} D_s^{(*)-}$, $B_s^0 \rightarrow D_s^{(*)} K_S$, $B_s^0 \rightarrow D_s^{(*)} \phi$, $B_s^0 \rightarrow J/\psi K_S$, $B_s^0 \rightarrow \phi \eta'$, and $B_s^0 \rightarrow K_S \pi^0$ (Bona *et al.*, 2007b).

Another important observable is the semileptonic asymmetry A_{SL}^s , which is a measure of CP violation in mixing,

$$A_{SL}^s = \frac{\mathcal{B}(B_s^0 \rightarrow D_s^{(*)-} \ell^+ \nu_\ell) - \mathcal{B}(\bar{B}_s^0 \rightarrow D_s^{(*)+} \ell^- \bar{\nu}_\ell)}{\mathcal{B}(B_s^0 \rightarrow D_s^{(*)-} \ell^+ \nu_\ell) + \mathcal{B}(\bar{B}_s^0 \rightarrow D_s^{(*)+} \ell^- \bar{\nu}_\ell)} = \frac{1 - |q/p|^4}{1 + |q/p|^4}. \quad (102)$$

The error on A_{SL}^s will become systematic dominated relatively soon. Taking as a guide the systematic error $\sigma_{\text{sys}}(A_{SL}^d) = 0.004$ from current measurements at the $Y(4S)$, this will happen at an integrated luminosity of about 3 ab^{-1} at the $Y(5S)$. Thus systematics will saturate the error quoted in Table IX for 30 ab^{-1} (where the statistical error is only 0.001) (Bona *et al.*, 2007b). Note that the LHCb estimate in Table IX gives only the statistical error on A_{SL}^s , while systematic errors could be substantial due to the hadronic environment.

B. Rare decays

One of the most important B_s^0 decays for NP searches is $B_s^0 \rightarrow \mu^+ \mu^-$. In the SM this decay is chirally and loop suppressed with a branching fraction of $\mathcal{B}(B_s^0 \rightarrow \mu^+ \mu^-) = (3.35 \pm 0.32) \times 10^{-9}$ (Blanke *et al.*, 2006). Exchanges of new scalar particles can lift this suppression, significantly enhancing the rate. For instance, in the MSSM it is $\tan^6 \beta$ enhanced in the large $\tan \beta$ regime (cf. Sec.

III.D.4). After 1 year of nominal LHCb data taking 3σ evidence at the SM rate will be possible, while the SFF sensitivity to this channel is not competitive, as indicated in Table IX.

A SFF can make a significant impact in radiative B_s^0 decays and decay modes with neutrals. One example is $B_s^0 \rightarrow \gamma \gamma$. Here the SM expectation is $\mathcal{B}(B_s^0 \rightarrow \gamma \gamma) \approx (2-8) \times 10^{-7}$ (Reina *et al.*, 1997), while NP effects can significantly enhance the rate; for instance, the rate is enhanced by one order of magnitude in the R parity violating MSSM (Gemintern *et al.*, 2004). The Belle $Y(5S)$ sample of 23.6 fb^{-1} has already been used to demonstrate the potential of the SFF approach; the first observation of the penguin decay mode $B_s^0 \rightarrow \phi \gamma$ has been reported along with a statistics limited upper limit on $B_s^0 \rightarrow \gamma \gamma$, a factor of 10 above the SM level (Wicht *et al.*, 2008).

C. Improved determinations of V_{td}/V_{ts} and V_{ub}

As described in Sec. VIII.C, exclusive radiative decays mediated by $b \rightarrow d$ and $b \rightarrow s$ penguins can be used to obtain constraints on the CKM ratio $|V_{td}/V_{ts}|$. An analogous treatment to that for $B^0 \rightarrow \rho^0(K^{*0}) \gamma$ can be applied to $B_s^0 \rightarrow K^{*0}(\phi) \gamma$, where the theoretical error is expected to be reduced. This is due to the simple observation that the final states K^{*0} and ϕ are close in mass and are related by U spin, which should help studies on the lattice. Moreover, a comparison of $B_s^0 \rightarrow K^{*0} \gamma$ to $B^0 \rightarrow K^{*0} \gamma$ offers a determination of $|V_{td}/V_{ts}|$ that is free from SU(3) breaking corrections in the form factors (Baracchini *et al.*, 2007; Bona *et al.*, 2007b). An improved determination of $|V_{td}/V_{ts}|$ from $\Delta B = 1$ radiative decays will be helpful to compare to that from B mixing and with the SM ρ - η fit.

Study of the inclusive $B_s^0 \rightarrow X_{us} l \nu$ and exclusive $B_s^0 \rightarrow K^{(*)} l \nu$ charmless semileptonic decays can play an important role in an improved $|V_{ub}|$ determination. For the lattice calculation of $B_s^0 \rightarrow K, K^*$ form factors a smaller extrapolation in valence light quark masses is needed than for $B \rightarrow \pi, \rho$ form factors, reducing the errors. Since $B_s^0 \rightarrow K^{(*)} l \nu$ modes have significant branching ratios of $O(10^{-4})$, this can be an important early application of B_s^0 studies.

X. CHARM PHYSICS

There are many reasons for pursuing charm physics at a SFF. Perhaps most important is the intimate relation of charm to the top quark. Because of its large mass the top quark is sensitive to NP effects in many models. New interactions involving the top quark quite naturally also imply modified interactions of the charm quark. For example, models of warped extra dimensions, discussed in Sec. III.E, inevitably lead to flavor changing interactions for the charm quark (Agashe *et al.*, 2005; Fitzpatrick *et al.*, 2007). The same is true of two Higgs doublet models,

in which the top quark has a special role (Das and Kao, 1996; Wu and Soni, 2000).

Charm also provides a unique handle on mixing effects in the up-type (charge $+\frac{2}{3}$) sector. The top quark does not form bound states, which makes $D^0\text{-}\bar{D}^0$ the only system where this study is possible. Importance of these studies is illustrated by the constraint that they provide on the MSSM squark spectrum and mixing (Nir, 2007). The squark-quark-gluino flavor violating coupling that mixes the first two generations is given by $g_s \sin \theta_q$ with $q=u$ (d) for up (down) squarks. The difference of the two mixing angles needs to reproduce the Cabibbo angle,

$$\sin \theta_u - \sin \theta_d = \sin \theta_C \approx 0.23. \quad (103)$$

Small enough $\sin \theta_d$ can sufficiently suppress SUSY corrections to $K^0\text{-}\bar{K}^0$ mixing even for nondegenerate squarks with TeV masses. This is possible in the absence of information on $D^0\text{-}\bar{D}^0$ mixing. The smallness of $D^0\text{-}\bar{D}^0$ mixing, however, also requires that $\sin \theta_u$ is small, which violates the relation to the Cabibbo angle in Eq. (103). The squarks with masses light enough to be observable at LHC thus need to be degenerate (Nir, 2007).

We next summarize the salient aspects of charm physics—detailed reviews can be found in Bianco *et al.* (2003), Burdman and Shipsey (2003), and Artuso *et al.* (2008). Within the SM, some aspects of the charm system are under good theoretical control. In particular, one expects negligible CP asymmetry in charm decays since the weak phase comes in CKM suppressed. The strong phases, on the other hand, are expected to be large in the charm region as it is rich with resonances. This means that a NP weak phase is likely to lead to observable CP violation. Moreover, although the absolute size of D mixing cannot be reliably calculated in the SM because of long distance contamination, the rate of mixing can be used to put bounds on NP parameters in many scenarios (Golowich *et al.*, 2007). Furthermore, the indirect CP violation is negligibly small in the SM. It arises from a short distance contribution that is subleading in $D^0\text{-}\bar{D}^0$ mixing compared to the long distance piece and is furthermore CKM suppressed by $V_{cb}V_{ub}^*/V_{cb}V_{cs}^*$. It therefore provides a possibility for a very clear NP signal.

The most promising modes to search for direct CP violation in charm decays are singly Cabibbo suppressed channels, such as $D^+ \rightarrow K^+\bar{K}^0$, $\phi\pi^+$, and $D_s \rightarrow \pi^+K^0$, $K^+\pi^0$, which in the SM receive contributions from two weak amplitudes, tree and penguin (Grossman *et al.*, 2007). As mentioned indirect CP violation is very small, while direct CP violation is both loop and CKM suppressed making it negligible as well. Supersymmetric squark-gluino loops, on the other hand can saturate the present experimental sensitivity of $O(10^{-2})$ (Grossman *et al.*, 2007). Doubly Cabibbo suppressed modes may also be useful in the search for NP effects since the SM can-

not give rise to any direct CP violation and thus the SM “background” contribution is small.

The prospects for finding a BSM CP -odd phase via D^0 oscillations dramatically improved in 2007. Using time dependent measurements from their large charm data samples, Belle and BaBar reported the first evidence for $D^0\text{-}\bar{D}^0$ mixing (Aubert *et al.*, 2007d; Staric *et al.*, 2007). As discussed above the existence of mixing makes it possible to search for new physics (CP -odd) phases in the charm sector via CP -violating asymmetries.

The phase of D^0 mixing, $\phi_D = \text{Im}(q/p)_{D^0}$, is the analog of the phases of B^0 mixing or B_s^0 mixing discussed in Sec. IV.⁶ While the phase of B^0 mixing is large in the SM, the phases of D^0 mixing and B_s^0 mixing are small in the SM; both are examples of null tests, with the phase of D^0 mixing particularly clean since it is expected to be of order 10^{-3} in the SM. We emphasise that new physics that appears in the D sector (involving up-type quarks) may be completely different from that in the B sector.

Currently, the best sensitivity on ϕ_D , of $O(20^\circ)$, is obtained from time dependent $D(t) \rightarrow K_S \pi^+ \pi^-$ Dalitz plot analysis (Zhang *et al.*, 2007). Assuming that there are no fundamental systematic limitations in the understanding of this Dalitz plot structure, the sensitivity to ϕ_D at a SFF will be about $1^\circ\text{-}2^\circ$. The use of other modes such as $D^0 \rightarrow K^- K^+$ and $D^0 \rightarrow K^{*0} \pi^0$ can improve the overall sensitivity and help to eliminate ambiguous solutions for the phase (Sinha *et al.*, 2007).

Searches for CP violation via triple correlations are also very powerful. These searches require final states that contain several linearly independent four-momenta and/or spins. A crucial advantage is that this class of complicated final states does not require the presence of a CP -conserving (rescattering) phase; in T_N -odd observables the CP asymmetry is proportional to the real part of the Feynman amplitude (Atwood *et al.*, 2001). Many final states such as $KK\pi\pi$, $K\pi\pi\pi$, $\pi\pi ll$, and $KKll$ can be used; initial studies of some of these have been carried out (Link *et al.*, 2005). Semileptonic rare decays are of special interest as their small branching fractions can translate into large CP asymmetries. In practice, the search for triple correlations requires the presence of a term in the angular distribution that is proportional to $\sin \phi$, where ϕ is the angle between the planes of the two pseudoscalars and two leptons. It has been pointed out by Bigi (2007) that this asymmetry could be enhanced using data taken by a SFF in the charm energy region [i.e., at the $\psi(3770)$ resonance]. In this scenario, one uses the process $e^+e^- \rightarrow \gamma^* \rightarrow D_{\text{short}} D_{\text{long}}$ followed by tagging of the short-lived state via $D_{\text{short}} \rightarrow K^+ K^-$. This allows for analysis of the $D_{\text{long}} \rightarrow K^+ K^- \ell^+ \ell^-$ decay. The operation of a SFF at the $\psi(3770)$ resonance would also provide

⁶Here we assume that any large phase is due to new physics. In this case, the quantity that is measured is the phase of D^0 mixing via M_{12} . In the SM, it is possible that $M_{12} \sim \Gamma_{12}$ in which case the relation between the experimental phase and the phase of D^0 mixing is more complicated.

input in the determination of γ from $B \rightarrow DK$ decays, as discussed in Sec. IV.B.

CP violation in mixing can be probed using inclusive semileptonic CP asymmetry of “wrong sign” leptons (Bigi, 2007)

$$a_{SL}(D^0) \equiv \frac{\Gamma(D^0(t) \rightarrow \ell^- X) - \Gamma(\bar{D}^0(t) \rightarrow \ell^+ X)}{\Gamma(D^0(t) \rightarrow \ell^- X) + \Gamma(\bar{D}^0(t) \rightarrow \ell^+ X)} = \frac{|q|^4 - |p|^4}{|q|^4 + |p|^4}. \quad (104)$$

A non-negligible value requires a BSM CP violating phase in $\Delta C=2$ dynamics and depends on both $\sin \phi_D$ and $\Delta\Gamma/\Delta M$. In the D^0 system, while $\Delta\Gamma$ and ΔM are both small, the ratio $\Delta\Gamma/\Delta M$ needs not be. In fact, the central values in the present data are consistent with unity or even a somewhat bigger value. The asymmetry $a_{SL}(D^0)$ is driven by this ratio or its inverse, whichever is smaller. Thus although the rate for wrong sign leptons is small, their CP asymmetry might not be if there is a significant NP phase ϕ_D (Bigi, 2007). Due to the smallness of the rate for wrong sign leptonic decays, NP constraints from this measurement would still be statistics limited at a SFF.

Finally, although we have focused on CP violation phenomena in this section, there is also a number of rare decays that can be useful probes of new physics effects. For example, searches for lepton flavor violating charm decays such as $D^0 \rightarrow \mu e$ or $D_{(s)} \rightarrow M \mu e$, where M is a light meson such as K or π , can help to improve the bounds on exotica. In addition, studies of $D_{(s)}^+ \rightarrow l \nu$ decays provide complementary information to leptonic B^+ decays (discussed in Sec. III.C) and are useful to bound charged Higgs contributions in the large $\tan \beta$ limit (Akeroyd, 2004; Akeroyd and Chen, 2007; Rosner and Stone, 2008).

XI. NP TESTS IN THE TAU LEPTON SECTOR

A. Searches for lepton flavor violation

The discovery of neutrino oscillations (Davis *et al.*, 1968; Fukuda *et al.*, 1998; Ahmad *et al.*, 2002; Eguchi *et al.*, 2003; Aliu *et al.*, 2005; Kajita, 2006) provides direct experimental evidence that the accidental lepton flavor symmetries of the renormalizable standard model are broken in nature. It is therefore compelling to search for lepton flavor violation (LFV) in the decays of charged leptons. LFV decays of tau leptons can be searched for at a Super Flavor Factory. The list of interesting LFV modes includes $\tau \rightarrow l \gamma$, $\tau \rightarrow l_1 l_2 l_3$, and $\tau \rightarrow l h$, where l_i stands for μ or e , while the hadronic final state h can be, for example, π^0 , $\eta^{(\prime)}$, K_S , or a multihadronic state. These searches will complement studies of LFV in the muon sector. The decay $\mu \rightarrow e \gamma$ will be searched for at MEG (Grassi, 2005; Ritt, 2006), while $\mu \rightarrow e$ conversion will be searched for at PRISM/PRIME (Kuno, 2005; Sato *et al.*, 2006). Another interesting way to search for NP effects

TABLE X. Current and expected future 90% C.L. upper limits on the branching fractions and conversion probabilities of several lepton flavor violating processes. The expectations given for $\mu^- \rightarrow e^- \gamma$ and $\mu^- \text{Ti} \rightarrow e^- \text{Ti}$ conversion are single event sensitivities (SESS).

Mode	Current UL	Future UL/SES
$\mu^- \rightarrow e^- \gamma$	1.2×10^{-11a}	$(1 \text{ to } 10) \times 10^{-13b}$
$\mu^- \rightarrow e^- e^+ e^-$	1.0×10^{-12c}	
$\mu^- \text{Ti} \rightarrow e^- \text{Ti}$	6.1×10^{-13d}	5×10^{-19c}
$\tau^- \rightarrow \mu^- \gamma$	5.0×10^{-8f}	$(2 \text{ to } 8) \times 10^{-9g}$
$\tau^- \rightarrow e^- \gamma$	5.0×10^{-8h}	$(2 \text{ to } 8) \times 10^{-9g}$
$\tau^- \rightarrow \mu^- \mu^+ \mu^-$	3.2×10^{-8i}	$(0.2 \text{ to } 1) \times 10^{-9g}$
$\tau^- \rightarrow \mu^- \eta$	6.5×10^{-8j}	$(0.4 \text{ to } 4) \times 10^{-9g}$

^aBrooks *et al.* (1999); Ahmed *et al.* (2002).

^bGrassi (2005); Ritt (2006).

^cBellgardt *et al.* (1988).

^dDohmen *et al.* (1993).

^eHayasaka *et al.* (2007).

^fKuno (2005); Sato *et al.* (2006).

^gAkeroyd *et al.* (2004); Bona *et al.* (2007b).

^hAubert *et al.* (2006h).

ⁱMiyazaki *et al.* (2007).

^jAubert *et al.* (2007e); Miyazaki *et al.* (2008).

is to test lepton flavor universality in $B \rightarrow K e^+ e^-$ vs $B \rightarrow K \mu^+ \mu^-$ decays. The decays into muons can be well measured in a hadronic environment, while the electron decays are easier to measure at a SFF. The current and expected future sensitivities of several LFV modes of interest are summarized in Table X [for more details, see Raidal *et al.* (2008)].

Extending to the leptonic sector the concept of minimal flavor violation, described in Sec. III.B, provides an effective field theory estimate of LFV (Cirigliano *et al.*, 2005; Davidson and Palorini, 2006; Grinstein *et al.*, 2007). The minimal lepton flavor violation (MLFV) hypothesis supposes that the scale Λ_{LN} at which the total lepton number gets broken is much larger than the mass scale Λ_{LF} of the lightest new particles extending the SM leptonic sector (Cirigliano *et al.*, 2005). These new particles could, for instance, be the sleptons of MSSM. The assumption of MLFV is that the new particles break flavor minimally, i.e., only through charged lepton and neutrino Yukawa matrices.

MLFV predictions have several sources of theoretical uncertainties. Unlike the quark sector the MFV prescription is not unique for the leptons because of the ambiguity in the neutrino sector. The minimal choice for the SM neutrino mass term is

$$\mathcal{L}_{\text{dim } 5} = -\frac{1}{2\Lambda_{LN}} g_{\nu}^{ij} (\bar{L}_L^i \tau_2 H) (H^T \tau_2 L_L^j) + \text{H.c.}, \quad (105)$$

with g_{ν} a spurion of MLFV. This mass term could arise from integrating out heavy right-handed neutrinos. In this case there is an additional spurion y_{ν} from heavy neutrino–light neutrino Yukawa terms with $g_{\nu} \sim \lambda_{\nu}^T \lambda_{\nu}$. This changes the spurion analysis, giving different pre-

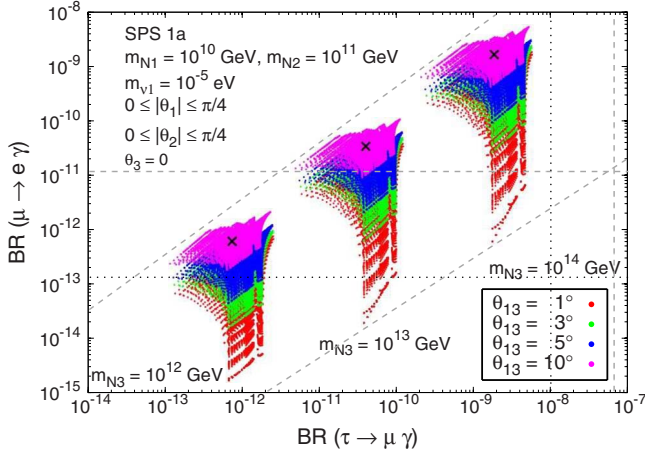


FIG. 20. (Color online) Correlation between $\mathcal{B}(\mu \rightarrow e\gamma)$ and $\mathcal{B}(\tau \rightarrow \mu\gamma)$, and the dependence on the heaviest right-handed neutrino mass m_{N_3} and the neutrino mixing angle θ_{13} in constrained MSSM with three right-handed neutrinos (Antusch *et al.*, 2006). For three values of m_{N_3} , the range of predicted values for the lepton flavor violating branching fractions are illustrated for different values of θ_{13} by scanning over other model parameters. Horizontal and vertical dashed lines denote experimental bounds, with dotted lines showing estimated future sensitivities [note that these are almost one order of magnitude too conservative with regard to the SFF sensitivity for $\mathcal{B}(\tau \rightarrow \mu\gamma)$] (Akeroyd *et al.*, 2004; Bona *et al.*, 2007b).

dictions on the size of LFV processes. Further ambiguities are due to unknown absolute size of neutrino masses, i.e., whether neutrinos have normal or inverted mass hierarchy, and from the size of CP violation in the leptonic sector. Most importantly, the minimal size of LFV effects is not fixed. Rescaling simultaneously the coupling matrix $g_\nu \rightarrow k^2 g_\nu$ and the lepton number violation scale $\Lambda_{LN} \rightarrow k^2 \Lambda_{LN}$ does not change the neutrino mass matrix, while it changes $\mathcal{B}(e_i \rightarrow e_j \gamma) \rightarrow k^4 \log k \mathcal{B}(e_i \rightarrow e_j \gamma)$ (keeping Λ_{LF} fixed at the same time). The rates of the lepton flavor violating processes therefore increase as the masses of the heavy neutrinos are raised.⁷ This dependence cancels in the ratio $\mathcal{B}(\tau \rightarrow \mu\gamma)/\mathcal{B}(\mu \rightarrow e\gamma)$. Normalizing to the charged-current decay,

$$\mathcal{B}(l_i \rightarrow l_j \gamma) \mapsto \mathcal{B}(l_i \rightarrow l_j \gamma)/\mathcal{B}(l_i \rightarrow l_j \nu \nu), \quad (106)$$

Cirigliano *et al.* (2005) obtained that $\mathcal{B}(\mu \rightarrow e\gamma) \sim (0.1 \text{ to } 10^{-4}) \times \mathcal{B}(\tau \rightarrow \mu\gamma)$ depending on the value of $\sin \theta_{13}$ angle, with smaller values of $\mathcal{B}(\mu \rightarrow e\gamma)$ obtained for smaller values of $\sin \theta_{13}$. Saturating the present experimental bound on $\mathcal{B}(\mu \rightarrow e\gamma)$ at $\sin \theta_{13} \sim 0.05$ gives $\mathcal{B}(\tau \rightarrow \mu\gamma) \sim 10^{-8}$, within the reach of a SFF.

A working example of MLFV model is, for instance, the CMSSM with three right-handed neutrinos (Antusch *et al.*, 2006). The correlations between $\mathcal{B}(\mu \rightarrow e\gamma)$ and $\mathcal{B}(\tau \rightarrow \mu\gamma)$ are shown in Fig. 20. In this scenario the rate

⁷They do decrease with increased Λ_{LF} , the mass scale of low energy NP particles (such as slepton), as for the most NP sensitive measurements.

for $\mu \rightarrow e\gamma$ decay depends strongly on the value of the neutrino mixing parameter θ_{13} and could be hard to measure if $\theta_{13} < 1^\circ$, whereas $\mathcal{B}(\tau \rightarrow \mu\gamma)$ is approximately independent of this parameter. For the choices of parameters used in Fig. 20, based on the Snowmass point 1 (Allanach *et al.*, 2002), the rates of LFV processes are suppressed—much larger rates for $\mathcal{B}(\tau \rightarrow \mu\gamma)$ are possible for other choices of NP parameters. Large LFV effects are found in other BSM examples with heavy right-handed neutrinos with or without supersymmetry (Borzumati and Masiero, 1986; Hisano *et al.*, 1996; Pham, 1999; Ilakovac, 2000; Babu and Kolda, 2002; Ellis *et al.*, 2002; Masiero *et al.*, 2004; Agashe *et al.*, 2006).

Embedding MFV in a GUT setup can lead to qualitatively different conclusions. Now the effective weak Hamiltonian for $l_i \rightarrow l_j$ processes involves also the quark Yukawa couplings $Y_{U,D}$. This means that contrary to the MLFV case above, the $\mu \rightarrow e\gamma$ and $\tau \rightarrow \mu\gamma, e\gamma$ rates cannot be arbitrarily suppressed by lowering Λ_{LN} . For $\Lambda_{LN} \leq 10^{12}$ GeV the GUT induced contribution controlled by $Y_{U,D}$ starts to dominate, which in turn for NP scale $\Lambda_{LF} \leq 10$ TeV gives $\mathcal{B}(\mu \rightarrow e\gamma)$ above 10^{-13} within reach of the MEG experiment (Grassi, 2005). The MLFV and GUT-MFV scenarios can be distinguished by comparing different τ and μ LFV rates. For instance, in the limit where quark-induced terms dominate one has $\mathcal{B}(\tau \rightarrow \mu\gamma) \propto \lambda^4$ and $\mathcal{B}(\mu \rightarrow e\gamma) \propto \lambda^{10}$, with $\lambda \approx 0.22$, giving $\mathcal{B}(\tau \rightarrow \mu\gamma)/\mathcal{B}(\mu \rightarrow e\gamma) \sim O(10^4)$, which allows $\tau \rightarrow \mu\gamma$ to be just below the present exclusion bound. Further information that distinguishes the two scenarios can be obtained from $\tau \rightarrow l\pi(l = \mu, e)$, $\pi^0 \rightarrow \mu^+ e^-$, $V \rightarrow \tau\mu$ ($V = J/\psi, \Upsilon$), and $\tau, \mu \rightarrow l_1 l_2 l_3$ decays (Cirigliano and Grinstein, 2006). Explicit realizations of LFV in supersymmetric GUT models have been discussed (Barbieri and Hall, 1994; Barbieri *et al.*, 1995; Gomez and Goldberg, 1996; Calibbi *et al.*, 2006).

A predictive scenario of SUSY LFV is the type-II seesaw, where neutrino masses are induced through the tree level exchange of heavy scalar triplets. In this case the relation between LFV decays (e.g., $\mu \rightarrow e\gamma$ and $\tau \rightarrow \mu\gamma$) is well predicted and depends mainly on the value of the not-yet-measured one to three mixing angle of the leptonic mixing matrix and is not plagued by unknown Yukawa couplings, masses, and phases which affect the LFV structure of the soft SUSY breaking terms [see, e.g., Joaquim and Rossi (2006, 2007)].

Similarly, correlations between different τ and μ decays for a general 2HDM have been derived (Paradisi, 2006a, 2006b). The decays $\mu \rightarrow e\gamma$ and $\tau \rightarrow \mu\gamma$ were found to be the most sensitive probes that can be close to present experimental bounds, while correlations between different decays are a signature of the theory.

In supersymmetric extensions of the SM, the $l_i \rightarrow l_j \gamma^*$ dipole operator typically dominates over the four-lepton operators, which leads to a simple prediction (Brignole and Rossi, 2004),

TABLE XI. Comparison of various ratios of branching ratios in little Higgs model with T parity and in the MSSM without and with significant Higgs contributions (Blanke *et al.*, 2007a).

Ratio	LHT	MSSM (dipole)	MSSM (Higgs)
$\mathcal{B}(\mu \rightarrow 3e)/\mathcal{B}(\mu \rightarrow e\gamma)$	0.4–2.5	$\sim 6 \times 10^{-3}$	$\sim 6 \times 10^{-3}$
$\mathcal{B}(\tau \rightarrow 3e)/\mathcal{B}(\tau \rightarrow e\gamma)$	0.4–2.3	$\sim 1 \times 10^{-2}$	$\sim 1 \times 10^{-2}$
$\mathcal{B}(\tau \rightarrow 3\mu)/\mathcal{B}(\tau \rightarrow \mu\gamma)$	0.4–2.3	$\sim 2 \times 10^{-3}$	0.06–0.1
$\mathcal{B}(\tau \rightarrow e2\mu)/\mathcal{B}(\tau \rightarrow e\gamma)$	0.3–1.6	$\sim 2 \times 10^{-3}$	0.02–0.04
$\mathcal{B}(\tau \rightarrow \mu2e)/\mathcal{B}(\tau \rightarrow \mu\gamma)$	0.3–1.6	$\sim 1 \times 10^{-2}$	$\sim 1 \times 10^{-2}$
$\mathcal{B}(\tau \rightarrow 3e)/\mathcal{B}(\tau \rightarrow e2\mu)$	1.3–1.7	~ 5	0.3–0.5
$\mathcal{B}(\tau \rightarrow 3\mu)/\mathcal{B}(\tau \rightarrow \mu2e)$	1.2–1.6	~ 0.2	5–10
$\mathcal{B}(\mu\text{Ti} \rightarrow e\text{Ti})/\mathcal{B}(\mu \rightarrow e\gamma)$	10^{-2} – 10^2	$\sim 5 \times 10^{-3}$	0.08–0.15

$$\frac{\mathcal{B}(\tau^- \rightarrow \mu^- \mu^+ \mu^-)}{\mathcal{B}(\tau^- \rightarrow \mu^- \gamma)} \simeq \frac{\alpha_{\text{em}}}{3\pi} \left(\log \frac{m_\tau^2}{m_\mu^2} - \frac{11}{4} \right) = O(10^{-3}). \quad (107)$$

If the off-diagonal slepton mass-matrix element δ_{3l} and $\tan \beta$ are large enough, the Higgs mediated transitions can alter this conclusion. For instance, in the decoupling limit (Paradisi, 2006b)

$$\mathcal{B}(\tau \rightarrow l\mu\mu)/\mathcal{B}(\tau \rightarrow l\gamma) \leq (3 + 5\delta_{l\mu})/36 \sim O(0.1). \quad (108)$$

In little Higgs models with T parity, on the other hand, Z and box-diagram contributions dominate over the radiative operators, which then give distinctly different ratios of decay widths to those in the MSSM, as shown in Table XI (Blanke *et al.*, 2007a). In little Higgs models with T parity with a NP scale $f \sim 500$ GeV, the LFV τ decays can be seen at a SFF. In other models $\tau \rightarrow e\gamma$, $\tau \rightarrow l_1 l_2 l_3$, or $\tau \rightarrow hl$ can be enhanced (Black *et al.*, 2002; Cvetič *et al.*, 2002; Saha and Kundu, 2002; Sher, 2002; Brignole and Rossi, 2004; Chen and Geng, 2006b; Li *et al.*, 2006; de Gouvea and Jenkins, 2008). Further information on the LFV origin could be provided from Dalitz plot analysis of $\tau \rightarrow 3\mu$ with large enough data samples (Dassinger *et al.*, 2007; Matsuzaki and Sanda, 2008).

B. Tests of lepton flavor universality in tau decays

A complementary window to NP is provided by precise tests of lepton flavor universality in charged current $\tau \rightarrow \mu\nu\bar{\nu}$ and $\mu \rightarrow e\nu\bar{\nu}$ decays. In the large $\tan \beta$ regime of MSSM the deviations arise from Higgs mediated LFV amplitudes, where the effects are generated by LF conserving but mass dependent couplings. This is complementary to K_{l2} and B_{l2} decays, where deviations are mainly due to LFV couplings (Isidori and Paradisi, 2006; Masiero *et al.*, 2006).

It is important to note that while most of the supersymmetric models discussed above were minimally flavor violating, this is far from being the only possibility still allowed by the LFV data. To first approximation the

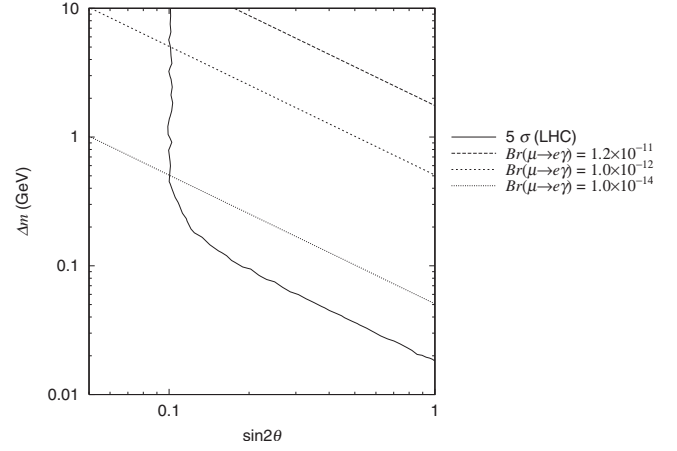


FIG. 21. The LHC reach for 196 fb^{-1} in the $\tilde{\theta}_{ij}$ - $\Delta\tilde{m}_{ij}$ plane, and the line of the constant $\mathcal{B}(\mu \rightarrow e\gamma)$ in cMSSM with $\tan \beta=10$, $A=0$, $M_0=90$ GeV, and $M_{1/2}=250$ GeV. From Hisano *et al.*, 2002.

rare flavor changing charged lepton decays constrain the following combination of supersymmetric parameters:

$$\sin 2\tilde{\theta}_{ij}^2 (\Delta\tilde{m}_{ij}^2/\tilde{m}^2), \quad (109)$$

where $\tilde{\theta}_{ij}$ is the slepton mixing angle with $i, j=1, 2, 3$ the generation indices, while $\Delta\tilde{m}_{ij}$ and \tilde{m} are the difference and the average of $\tilde{m}_{i,j}$ slepton masses, while for simplicity we suppress the L, R indices for left-handed and right-handed sleptons. Thus the flavor bounds can be obeyed either if the mixing angles are small or if the sleptons are mass degenerate. Interpolation between the two options exemplifies a set of realistic supersymmetric models discussed by Feng *et al.* (2008), where supersymmetry breaking mechanism was taken to be a combination of gauge mediated (leading to degeneracy) and gravity mediated supersymmetry breaking supplemented with horizontal symmetries (leading to alignment with split mass spectrum).

The high p_T processes at LHC experiments probe a different combination of LFV supersymmetric couplings. For degenerate sleptons with large mixing one may observe oscillations in $\tilde{l}_i \rightarrow l_j \chi^0$ or $\tilde{\chi}_2^0 \rightarrow \tilde{l}_i l_j \rightarrow l_i l_j \tilde{\chi}_1^0$ decay chains. This constrains (taking the limit of both sleptons having the same decay width Γ for simplicity) (Arkani-Hamed *et al.*, 1996)

$$\sin 2\tilde{\theta}_{ij} \frac{(\Delta\tilde{m}_{ij}/\tilde{m})^2}{(\Gamma/\tilde{m})^2 + (\Delta\tilde{m}_{ij}/\tilde{m})^2}, \quad (110)$$

which should be compared with Eq. (109). An example of constraints coming from the LHC and $\mathcal{B}(\mu \rightarrow e\gamma)$ based on a preliminary simulation in the cMSSM is shown in Fig. 21. A qualitatively similar interplay of LHC and SFF constraints is expected for $\tau \rightarrow \mu\gamma$. By having the LHC high p_T and low energy LFV measurements at high enough precision one is able to measure both the mixing angle and the mass splitting of the leptons, thus probing the nature of the supersymmetry breaking mechanism.

On the experimental side, a SFF is an ideal experiment to study lepton flavor violating tau decays due to the large cross section [$\sigma(e^+e^- \rightarrow \tau^+\tau^-) = 0.919 \pm 0.003$ nb at $\sqrt{s} = 10.58$ GeV (Banerjee *et al.*, 2008)] and a clean environment. It has much better sensitivity than the LHC experiments even for the apparently favorable $\tau \rightarrow \mu\mu\mu$ channel (Santinelli, 2002; Unel, 2005).

The B factories have demonstrated the enormous potential for tau physics from an e^+e^- collider running at the $Y(4S)$. The current experimental upper limits for most lepton flavor violating tau decays are at present in the 10^{-7} – 10^{-8} range (Miyazaki *et al.*, 2006, 2007, 2008; Aubert *et al.*, 2007e, 2007r; Hayasaka *et al.*, 2008; Nishio *et al.*, 2008), indicating that a SFF will probe what is phenomenologically a highly interesting range, up to two orders of magnitude below the existing bounds.

For many of the LFV τ channels, the only limitation is due to statistics—there are no significant backgrounds as the $e^+e^- \rightarrow \tau^+\tau^-$ process provides a very distinctive signature and the neutrinoless final state allows the four-momentum of the decaying tau lepton to be reconstructed. In the limit of negligible background, the achievable upper limit scales with the integrated luminosity.

Special consideration must be given to the radiative decays $\tau \rightarrow \mu\gamma$ and $\tau \rightarrow e\gamma$ since for these channels there is an important background source from SM tau decays (e.g., $\tau \rightarrow \mu\nu_\mu\nu_\tau$) combined with a photon from initial state radiation. This irreducible background is already an important factor in the current analyses (Aubert *et al.*, 2005c, 2006h; Hayasaka *et al.*, 2008) and will be dominant at very high luminosities. Control of these backgrounds and other improvements in the analyses will have an important effect on the ultimate sensitivity of a SFF to lepton flavor violating tau decays.

C. CP violation in the τ system

An observation of CP violation in τ decays would provide an incontrovertible NP signal. Several NP models allow direct CP violation effects in hadronic τ decays (Kuhn and Mirkes, 1997; Delepine *et al.*, 2005, 2006; Datta *et al.*, 2007), where the only SM background is that from daughter neutral kaons (Bigi and Sanda, 2005; Caldeon *et al.*, 2007), and is $O(10^{-3})$ in $\tau \rightarrow \pi K_S^0 \nu_\tau$. Partial rate asymmetries, integrated over the phase space for the decay, can be measured with subpercent precision at a SFF. A more comprehensive analysis requires a study of the amplitude structure functions (Kuhn and Mirkes, 1992a, 1992b; Bona *et al.*, 2007b). These analyses can also benefit from having a polarized beam to provide a reference axis.

A polarized beam can also be used to make measurements of the τ electric (EDM) and magnetic dipole moments (MDMs). For the EDM measurement, an improvement of three orders of magnitude on the present bounds (Inami *et al.*, 2003) can be achieved (Bernabeu *et al.*, 2007). However, this range can be saturated only by exotic NP models that can avoid stringent bound on the

electric dipole moment of the electron. For the MDM, the anomalous moment could be measured for the first time at a SFF (Bernabeu *et al.*, 2008).

XII. COMPARISON OF A SUPER FLAVOR FACTORY WITH LHCb

Since a Super Flavor Factory will take data in the LHC era, it is reasonable to ask how its physics reach compares with the flavor physics potential of the LHC experiments, most notably LHCb (Camilleri, 2007; Nakada, 2007). By 2014, the LHCb experiment is expected to have accumulated 10 fb^{-1} of data from pp collisions at a luminosity of $\sim 2 \times 10^{32} \text{ cm}^{-2} \text{ s}^{-1}$ (Buchalla *et al.*, 2008). Moreover, LHCb is planning an upgrade where they would run at ten times the initial design luminosity and record a data sample of about 100 fb^{-1} (Dijkstra, 2007; Muheim, 2007).

The most striking outcome of any comparison between a SFF and LHCb is that the strengths of the two experiments are largely complementary. For example, the large boost of the B hadrons produced at LHCb allows time dependent oscillation studies of B_s^0 mesons, while many of the measurements that constitute the primary physics motivation for a SFF cannot be performed in a high multiplicity hadronic environment, for example, rare decay modes with missing energy such as $B^+ \rightarrow \ell^+ \nu_\ell$ and $B^+ \rightarrow K^+ \nu \bar{\nu}$. Measurements of the CKM matrix elements $|V_{ub}|$ and $|V_{cb}|$ and inclusive analyses of processes such as $b \rightarrow s\gamma$ and $b \rightarrow s\ell^+\ell^-$ also benefit from the clean and relatively simple e^+e^- collider environment. At LHCb the reconstruction efficiencies are reduced for channels containing several neutral particles and for studies where the B decay vertex must be determined from a K_S meson. Consequently, a SFF has unique potential to measure the photon polarization via mixing induced CP violation in $B^0 \rightarrow K_S \pi^0 \gamma$. Similarly, a SFF is well placed to study possible NP effects in hadronic $b \rightarrow s$ penguin decays as it can measure precisely the CP asymmetries in many B^0 decay modes including ϕK^0 , $\eta' K^0$, $K_S K_S K_S$, and $K_S \pi^0$. While LHCb will have limited capability for these channels, it can perform complementary measurements using decay modes such as $B_s^0 \rightarrow \phi\gamma$ and $B_s^0 \rightarrow \phi\phi$ for radiative and hadronic $b \rightarrow s$ transitions, respectively (Camilleri, 2007).

Where there is overlap, the strength of the SFF program in its ability to use multiple approaches to reach the objective becomes apparent. For example, LHCb should be able to measure α to about 5° precision with the predominant information coming from $B \rightarrow \rho\pi$ (Deschamps *et al.*, 2007), while it will not be able to access the full information in the $\pi\pi$ and $\rho\rho$ channels, which is necessary to reduce the uncertainty to the 1° – 2° level of a SFF. Similarly, LHCb can certainly measure $\sin(2\beta)$ through mixing induced CP violation in $B^0 \rightarrow J/\psi K_S$ decay to high accuracy (about 0.01) but will have less sensitivity to make important complementary measurements (e.g., in $J/\psi\pi^0$ and Dh^0). While LHCb hopes to measure the angle γ with a precision of 2° – 3° , extrapo-

TABLE XII. Expected sensitivities at a SFF compared to current sensitivities for selected physics quantities. Adapted from Table I of Browder *et al.* (2007) and also includes results from the HFAG (Heavy Flavor Averaging Group) compilation (Barberio *et al.*, 2007). For some unitarity triangle quantities such as γ and α , due to low statistics and non-Gaussian behavior of the uncertainties in current measurements there is poor agreement on the final uncertainty in the world average. For example, for γ the CKMfitter group (Charles *et al.*, 2005) obtains $\pm 31^\circ$ while UTfit (Bona *et al.*, 2006b) finds $\pm 16^\circ$ due to differences in statistical methodologies. For $|V_{ub}|$ there is considerable debate on the treatment of theoretical errors. Representative values from the PDG review are given as an estimate for the current sensitivity entry below.

Observable	SFF sensitivity	Current sensitivity
$\sin(2\beta)$ ($J/\psi K^0$)	0.005–0.012	0.025
γ (DK)	1° – 2°	$\sim 31^\circ$ (CKMfitter)
α ($\pi\pi$, $\rho\pi$, $\rho\rho$)	1° – 2°	$\sim 15^\circ$ (CKMfitter)
$ V_{ub} $ (excl)	3–5 %	$\sim 18\%$ (PDG review)
$ V_{ub} $ (incl)	3–5 %	$\sim 8\%$ (PDG review)
$\bar{\rho}$	1.7–3.4 %	+20% –12%
$\bar{\eta}$	0.7–1.7 %	4.6%
$S(\phi K^0)$	0.02–0.03	0.17
$S(\eta' K^0)$	0.01–0.02	0.07
$S(K_S K_S K^0)$	0.02–0.03	0.20
$\mathcal{B}(B \rightarrow \tau\nu)$	3–4 %	30%
$\mathcal{B}(B \rightarrow \mu\nu)$	5–6 %	Not measured
$\mathcal{B}(B \rightarrow D\tau\nu)$	2–2.5 %	31%
$A_{CP}(b \rightarrow s\gamma)$	0.004–0.005	0.037
$A_{CP}(b \rightarrow s\gamma + d\gamma)$	0.01	0.12
$\mathcal{B}(B \rightarrow X_d\gamma)$	5–10 %	$\sim 40\%$
$\mathcal{B}(B \rightarrow \rho\gamma)/\mathcal{B}(B \rightarrow K^*\gamma)$	3–4 %	16%
$S(K_S\pi^0\gamma)$	0.02–0.03	0.24
$S(\rho^0\gamma)$	0.08–0.12	0.67
$\mathcal{B}(B \rightarrow X_s\ell^+\ell^-)$	4–6 %	23%
$A^{FB}(B \rightarrow X_s\ell^+\ell^-)_{s_0}$	4–6 %	Not measured
$\mathcal{B}(B \rightarrow K\nu\bar{\nu})$	16–20 %	Not measured
ϕ_D	1° – 2°	$\sim 20^\circ$
$\mathcal{B}(\tau \rightarrow \mu\gamma)$	$(2-8) \times 10^{-9}$	Not seen, $< 5.0 \times 10^{-8}$
$\mathcal{B}(\tau \rightarrow \mu\mu\mu)$	$(0.2-1) \times 10^{-9}$	Not seen, $< (2-4) \times 10^{-8}$
$\mathcal{B}(\tau \rightarrow \mu\eta)$	$(0.4-4) \times 10^{-9}$	Not seen, $< 5.1 \times 10^{-8}$

lations from current B factories show that a SFF is likely to be able to improve this precision to about 1° . LHCb can probably make a precise measurement of the zero of the forward-backward asymmetry in $B^0 \rightarrow K^{*0}\mu^+\mu^-$, but a SFF can also measure the inclusive channel $b \rightarrow s\ell^+\ell^-$, which, as discussed in Sec. VIII.B.1, is theoretically a much cleaner and more powerful observable. The

broader program of a SFF thus provides a comprehensive set of measurements in addition to its clean experimental environment and superior neutral detection capabilities. This will be important for the study of flavor physics in the LHC era.

XIII. SUMMARY

In this review we have summarized the physics case for a Super Flavor Factory (SFF); our emphasis has been on searches for new physics. Such a high luminosity machine (integrating 50 – 75 ab^{-1}) will of course be a Super B Factory, yet it will have enormous potential for exposing new physics not only in the B sector but also in charm, as well as in τ lepton decays.

In B physics the range of clean and powerful observables is very extensive (see Table XII). A quick inspection shows that the SFF will extend the current reach from the B factories for many observables by over one order of magnitude. Specifically, we should be able to improve the precision with which we can cleanly measure the angles “directly” and also determine sides of the unitarity triangle enhancing our knowledge of these fundamental parameters of the SM as well as checking for new physics effects in B^0 mixing and in $b \rightarrow d$ transitions. In addition, there are important direct searches for new physics that are also possible. For example, we should be able to measure $\sin 2\beta$ from penguin dominated $b \rightarrow s$ modes with an accuracy of a few percent. This will either establish the presence of a new CP -odd phase in $b \rightarrow s$ transitions or allow us to constrain it significantly. Improved measurements of direct and time dependent CP asymmetries in a host of modes and the first results on the zero crossing of the forward-backward asymmetries in inclusive $b \rightarrow s\ell^+\ell^-$ decays will be informative. Furthermore, a large class of null tests will either constrain NP or reveal its presence.

While the increase in luminosity at a SFF will allow significant improvements in many existing measurements, the SFF also will provide an important step change over the B factories in that many new channels and observables will become accessible for the first time. These include $b \rightarrow d\gamma$, $b \rightarrow d\ell^+\ell^-$, $B \rightarrow K^{(*)}\nu\bar{\nu}$, and semi-inclusive hadronic modes. In addition, sensitive probes of right-handed currents will become possible through measurements of time dependent asymmetries in radiative $b \rightarrow s\gamma$ processes such as $B \rightarrow K_S\pi^0\gamma$, $B \rightarrow K_S\rho^0\gamma$, and transverse polarization of the τ in semitauonic decays of B mesons. At the SFF, the high statistics and kinematic constraints of production at the $Y(4S)$ also will allow clean studies of many inclusive processes in the recoil of fully reconstructed tagged B mesons.

High luminosity charm studies will also be sensitive to the effects of new physics; the most important of these is a search for a new CP -odd phase in D mixing (ϕ_D) with a sensitivity of a few degrees. Improved studies of lepton flavor violation in τ decays with much higher sensitivities could also prove to reveal new phenomena or allow us to constrain it more effectively.

A Super Flavor Factory will complement dedicated flavor studies at the LHC with its sensitivity to decay modes with photons and multiple neutrinos as well as inclusive processes. The SFF will extend the reach of the high p_T experiments at the LHC in many ways and will help us interpret whatever type of new physics is discovered there.

ACKNOWLEDGMENTS

We thank Rafael Porto for useful discussions and Sebastian Jaeger and Tobias Hurth for comments on the paper. Research was supported in part by the U.S. Department of Energy under Contracts No. DE-FG02-04ER41291 (Hawaii) and No. DE-AC02-98CH10886 (BNL). The work of J.Z. was supported in part by the European Commission RTN network under Contract No. MRTN-CT-2006-035482 (FLAVIANet) and by the Slovenian Research Agency.

REFERENCES

- Aaltonen, T., *et al.* (CDF), 2008a, Phys. Rev. Lett. **100**, 101802.
 Aaltonen, T., *et al.* (CDF), 2008b, Phys. Rev. Lett. **100**, 161802.
 Abashian, A., *et al.* (Belle), 2002, Nucl. Instrum. Methods Phys. Res. A **479**, 117.
 Abazov, V. M., *et al.* (D0), 2005, Phys. Rev. Lett. **95**, 171801.
 Abazov, V. M., *et al.* (D0), 2007, Phys. Rev. D **76**, 092001.
 Abazov, V. M., *et al.* (D0), 2008, Phys. Rev. Lett. **101**, 241801.
 Abbiendi, G., *et al.* (OPAL), 2001, Phys. Lett. B **520**, 1.
 Abe, K., *et al.* (Belle), 2001, Phys. Lett. B **511**, 151.
 Abe, K., *et al.* (Belle), 2005, Phys. Rev. D **71**, 072003.
 Abe, K., *et al.* (Belle), 2007, e-print arXiv:0708.1845.
 Abe, M., *et al.* (KEK-E246), 2004, Phys. Rev. Lett. **93**, 131601.
 Abe, M., *et al.*, 2006, Phys. Rev. D **73**, 072005.
 Abe, T., *et al.*, 2007, e-print arXiv:0706.3248.
 Abulencia, A., *et al.* (CDF), 2006, Phys. Rev. Lett. **97**, 242003.
 Acosta, D. E., *et al.* (CDF), 2005, Phys. Rev. Lett. **94**, 101803.
 Agashe, K., A. E. Blechman, and F. Petriello, 2006, Phys. Rev. D **74**, 053011.
 Agashe, K., G. Perez, and A. Soni, 2004, Phys. Rev. Lett. **93**, 201804.
 Agashe, K., G. Perez, and A. Soni, 2005, Phys. Rev. D **71**, 016002.
 Agashe, K., *et al.*, 2003, J. High Energy Phys. **08**, 050.
 Agashe, K., *et al.*, 2005, e-print arXiv:hep-ph/0509117.
 Ahmad, Q. R., *et al.* (SNO), 2002, Phys. Rev. Lett. **89**, 011301.
 Ahmed, M., *et al.* (MEGA), 2002, Phys. Rev. D **65**, 112002.
 Aihara, H., *et al.*, 2006, Nucl. Instrum. Methods Phys. Res. A **568**, 269.
 Akeroyd, A. G., 2004, Prog. Theor. Phys. **111**, 295.
 Akeroyd, A. G., and C. H. Chen, 2007, Phys. Rev. D **75**, 075004.
 Akeroyd, A. G., *et al.* (SuperKEKB Physics Working Group), 2004, e-print arXiv:hep-ex/0406071.
 Aleksan, R., B. Kayser, and D. London, 1994, Phys. Rev. Lett. **73**, 18.
 Aleksan, R., T. C. Petersen, and A. Soffer, 2003, Phys. Rev. D **67**, 096002.
 Ali, A., and V. M. Braun, 1995, Phys. Lett. B **359**, 223.
 Ali, A., G. Kramer, and G.-h. Zhu, 2006, Eur. Phys. J. C **47**, 625.
 Ali, A., and A. Y. Parkhomenko, 2002, Eur. Phys. J. C **23**, 89.
 Ali, A., *et al.*, 1997, Phys. Rev. D **55**, 4105.
 Ali, A., *et al.*, 2002, Phys. Rev. D **66**, 034002.
 Ali, A., *et al.*, 2007, Phys. Rev. D **76**, 074018.
 Aliu, E., *et al.* (K2K), 2005, Phys. Rev. Lett. **94**, 081802.
 Allanach, B. C., *et al.*, 2002, Eur. Phys. J. C **25**, 113.
 Andersen, J. R., and E. Gardi, 2006, J. High Energy Phys. **01**, 097.
 Antaramian, A., L. J. Hall, and A. Rasin, 1992, Phys. Rev. Lett. **69**, 1871.
 Antonio, D. J., *et al.* (RBC), 2008, Phys. Rev. Lett. **100**, 032001.
 Antusch, S., *et al.*, 2006, J. High Energy Phys. **11**, 090.
 Arkani-Hamed, N., *et al.*, 1996, Phys. Rev. Lett. **77**, 1937.
 Arnesen, C. M., *et al.*, 2005, Phys. Rev. Lett. **95**, 071802.
 Arnesen, C. M., *et al.*, 2008, Phys. Rev. D **77**, 054006.
 Artuso, M., B. Meadows, and A. A. Petrov, 2008, Annu. Rev. Nucl. Part. Sci. **58**, 249.
 Asatrian, H. M., *et al.*, 2002, Phys. Rev. D **66**, 094013.
 Asatryan, H. H., *et al.*, 2002, Phys. Rev. D **65**, 074004.
 Athar, S. B., *et al.* (CLEO), 2003, Phys. Rev. D **68**, 072003.
 Atwood, D., B. Blok, and A. Soni, 1996, Int. J. Mod. Phys. A **11**, 3743.
 Atwood, D., I. Dunietz, and A. Soni, 1997, Phys. Rev. Lett. **78**, 3257.
 Atwood, D., I. Dunietz, and A. Soni, 2001, Phys. Rev. D **63**, 036005.
 Atwood, D., G. Eilam, and A. Soni, 1993, Phys. Rev. Lett. **71**, 492.
 Atwood, D., M. Gronau, and A. Soni, 1997, Phys. Rev. Lett. **79**, 185.
 Atwood, D., and A. A. Petrov, 2005, Phys. Rev. D **71**, 054032.
 Atwood, D., L. Reina, and A. Soni, 1997, Phys. Rev. D **55**, 3156.
 Atwood, D., and A. Soni, 1997, Phys. Rev. Lett. **79**, 5206.
 Atwood, D., and A. Soni, 1998a, Phys. Rev. D **58**, 036005.
 Atwood, D., and A. Soni, 1998b, Phys. Rev. Lett. **81**, 3324.
 Atwood, D., and A. Soni, 2002, Phys. Lett. B **533**, 37.
 Atwood, D., and A. Soni, 2003a, Phys. Rev. D **68**, 033009.
 Atwood, D., and A. Soni, 2003b, Phys. Rev. D **68**, 033003.
 Atwood, D., and A. Soni, 2005, Phys. Rev. D **71**, 013007.
 Atwood, D., *et al.*, 2001, Phys. Rep. **347**, 1.
 Atwood, D., *et al.*, 2005, Phys. Rev. D **71**, 076003.
 Atwood, D., *et al.*, 2007, e-print arXiv:hep-ph/0701021.
 Aubert, B., *et al.* (BaBar), 2002, Nucl. Instrum. Methods Phys. Res. A **479**, 1.
 Aubert, B., *et al.* (BaBar), 2003, Phys. Rev. Lett. **91**, 051801.
 Aubert, B., *et al.* (BaBar), 2004a, Phys. Rev. D **70**, 112006.
 Aubert, B., *et al.* (BaBar), 2004b, Phys. Rev. Lett. **93**, 081802.
 Aubert, B., *et al.* (BaBar), 2004c, Phys. Rev. Lett. **93**, 021804.
 Aubert, B., *et al.* (BaBar), 2005a, Phys. Rev. D **71**, 051502.
 Aubert, B., *et al.* (BaBar), 2005b, Phys. Rev. D **72**, 052004.
 Aubert, B., *et al.* (BaBar), 2005c, Phys. Rev. Lett. **95**, 041802.
 Aubert, B., *et al.* (BaBar), 2005d, Phys. Rev. Lett. **94**, 101801.
 Aubert, B., *et al.* (BaBar), 2006a, Phys. Rev. Lett. **96**, 221801.
 Aubert, B., *et al.* (BaBar), 2006b, Phys. Rev. Lett. **97**, 171803.
 Aubert, B., *et al.* (BaBar), 2006c, Phys. Rev. D **73**, 012004.
 Aubert, B., *et al.* (BaBar), 2006d, Phys. Rev. D **73**, 092001.
 Aubert, B., *et al.* (BaBar), 2006e, Phys. Rev. D **74**, 092004.
 Aubert, B., *et al.* (BaBar), 2006f, Phys. Rev. Lett. **97**, 171805.
 Aubert, B., *et al.* (BaBar), 2006g, e-print arXiv:hep-ex/0607053.
 Aubert, B., *et al.* (BaBar), 2006h, Phys. Rev. Lett. **96**, 041801.
 Aubert, B., *et al.* (BaBar), 2007a, Phys. Rev. D **76**, 052002.
 Aubert, B., *et al.* (BaBar), 2007b, Phys. Rev. D **76**, 031103.

- Aubert, B., *et al.* (BaBar), 2007c, Phys. Rev. Lett. **98**, 151802.
- Aubert, B., *et al.* (BaBar), 2007d, Phys. Rev. Lett. **98**, 211802.
- Aubert, B., *et al.* (BaBar), 2007e, Phys. Rev. Lett. **99**, 251803.
- Aubert, B., *et al.* (BaBar), 2007f, Phys. Rev. Lett. **99**, 171803.
- Aubert, B., *et al.* (BaBar), 2007g, Phys. Rev. D **75**, 012008.
- Aubert, B., *et al.* (BaBar), 2007h, Phys. Rev. Lett. **98**, 211804.
- Aubert, B., *et al.* (BaBar), 2007i, Phys. Rev. Lett. **99**, 231802.
- Aubert, B., *et al.* (BaBar), 2007j, Phys. Rev. D **76**, 091101.
- Aubert, B., *et al.* (BaBar), 2007k, Phys. Rev. D **76**, 071101.
- Aubert, B., *et al.* (BaBar), 2007l, Phys. Rev. D **76**, 012004.
- Aubert, B., *et al.* (BaBar), 2007m, Phys. Rev. Lett. **98**, 091801.
- Aubert, B., *et al.* (BaBar), 2007n, Phys. Rev. Lett. **99**, 161802.
- Aubert, B., *et al.* (BaBar), 2007o, Phys. Rev. Lett. **98**, 031801.
- Aubert, B., *et al.* (BaBar), 2007p, Phys. Rev. Lett. **99**, 021603.
- Aubert, B., *et al.* (BaBar), 2007r, Phys. Rev. Lett. **98**, 061803.
- Aubert, B., *et al.* (BaBar), 2007s, Phys. Rev. D **76**, 091102.
- Aubert, B., *et al.* (BaBar), 2007t, e-print arXiv:0708.2097.
- Aubert, B., *et al.* (BaBar), 2008a, Phys. Rev. D **77**, 011107.
- Aubert, B., *et al.* (BaBar), 2008b, Phys. Rev. D **77**, 012003.
- Aubert, B., *et al.* (BaBar), 2008c, Phys. Rev. D **78**, 034023.
- Aubert, B., *et al.* (BaBar), 2008d, Phys. Rev. D **78**, 071104(R).
- Aubert, B., *et al.* (BaBar), 2008e, Phys. Rev. D **78**, 071102(R).
- Aubert, B., *et al.* (BaBar), 2008f, Phys. Rev. Lett. **100**, 021801.
- Aubert, B., *et al.* (BaBar), 2008g, Phys. Rev. Lett. **100**, 171802.
- Babu, K. S., and C. Kolda, 2002, Phys. Rev. Lett. **89**, 241802.
- Babu, K. S., and C. F. Kolda, 2000, Phys. Rev. Lett. **84**, 228.
- Baek, S., *et al.*, 2005, Phys. Rev. D **71**, 057502.
- Ball, P., 2006, e-print arXiv:hep-ph/0612190.
- Ball, P., G. W. Jones, and R. Zwicky, 2007, Phys. Rev. D **75**, 054004.
- Ball, P., and R. Zwicky, 2005, Phys. Rev. D **71**, 014029.
- Ball, P., and R. Zwicky, 2006a, Phys. Lett. B **642**, 478.
- Ball, P., and R. Zwicky, 2006b, J. High Energy Phys. **04**, 046.
- Bander, M., D. Silverman, and A. Soni, 1979, Phys. Rev. Lett. **43**, 242.
- Bander, M., D. Silverman, and A. Soni, 1980, Phys. Rev. Lett. **44**, 7; **44**, 962(E) (1980).
- Banerjee, S., *et al.*, 2008, Phys. Rev. D **77**, 054012.
- Baracchini, E., *et al.*, 2007, J. High Energy Phys. **08**, 005.
- Baranowski, K., and M. Misiak, 2000, Phys. Lett. B **483**, 410.
- Barate, R., *et al.* (ALEPH), 2001, Eur. Phys. J. C **19**, 213.
- Barberio, E., *et al.* [Heavy Flavor Averaging Group (HFAG)], 2007, e-print arXiv:0704.3575.
- Barbieri, R., G. R. Dvali, and L. J. Hall, 1996, Phys. Lett. B **377**, 76.
- Barbieri, R., and L. J. Hall, 1994, Phys. Lett. B **338**, 212.
- Barbieri, R., L. J. Hall, and A. Strumia, 1995, Nucl. Phys. B **445**, 219.
- Barenboim, G., *et al.*, 2008, J. High Energy Phys. **04**, 079.
- Barger, V., *et al.*, 2006, Phys. Rev. D **73**, 115010.
- Bartl, A., *et al.*, 2001, Phys. Rev. D **64**, 076009.
- Bauer, C. W., Z. Ligeti, and M. E. Luke, 2000, Phys. Lett. B **479**, 395.
- Bauer, C. W., Z. Ligeti, and M. E. Luke, 2001, Phys. Rev. D **64**, 113004.
- Bauer, C. W., and A. V. Manohar, 2004, Phys. Rev. D **70**, 034024.
- Bauer, C. W., D. Pirjol, and I. W. Stewart, 2002, Phys. Rev. D **65**, 054022.
- Bauer, C. W., D. Pirjol, and I. W. Stewart, 2003, Phys. Rev. D **67**, 071502.
- Bauer, C. W., *et al.*, 2005, Phys. Rev. D **72**, 098502.
- Beall, G., M. Bander, and A. Soni, 1982, Phys. Rev. Lett. **48**, 848.
- Becher, T., and R. J. Hill, 2006, Phys. Lett. B **633**, 61.
- Becher, T., and M. Neubert, 2006, Phys. Lett. B **637**, 251.
- Becher, T., and M. Neubert, 2007, Phys. Rev. Lett. **98**, 022003.
- Becirevic, D., and A. B. Kaidalov, 2000, Phys. Lett. B **478**, 417.
- Becirevic, D., V. Lubicz, and F. Mescia, 2007, Nucl. Phys. B **769**, 31.
- Bellgardt, U., *et al.* (SINDRUM), 1988, Nucl. Phys. B **299**, 1.
- Beneke, M., 2005, Phys. Lett. B **620**, 143.
- Beneke, M., and T. Feldmann, 2001, Nucl. Phys. B **592**, 3.
- Beneke, M., and T. Feldmann, 2004, Nucl. Phys. B **685**, 249.
- Beneke, M., T. Feldmann, and D. Seidel, 2001, Nucl. Phys. B **612**, 25.
- Beneke, M., T. Feldmann, and D. Seidel, 2005, Eur. Phys. J. C **41**, 173.
- Beneke, M., T. Feldmann, and D. Seidel, 2008, private communication, update of Beneke *et al.* (2001, 2005) shown by Th. Feldmann at CKM 2008, Rome, Italy, 2008, <http://ckm2008.roma1.infn.it/index.html>.
- Beneke, M., and M. Neubert, 2003, Nucl. Phys. B **675**, 333.
- Beneke, M., and D. Yang, 2006, Nucl. Phys. B **736**, 34.
- Beneke, M., *et al.*, 2005a, Phys. Rev. D **72**, 098501.
- Beneke, M., *et al.*, 2005b, J. High Energy Phys. **06**, 071.
- Beneke, M., *et al.*, 2006, Phys. Lett. B **638**, 68.
- Bennett, G. W., *et al.* (Muon G-2), 2006, Phys. Rev. D **73**, 072003.
- Bergmann, S., and G. Perez, 2001, Phys. Rev. D **64**, 115009.
- Bernabeu, J., G. A. Gonzalez-Sprinberg, J. Papavassiliou, and J. Vidal, 2008, Nucl. Phys. B **790**, 160.
- Bernabeu, J., G. A. Gonzalez-Sprinberg, and J. Vidal, 2007, Nucl. Phys. B **763**, 283.
- Bernard, C. W., T. Blum, and A. Soni, 1998, Phys. Rev. D **58**, 014501.
- Bernard, C. W., P. Hsieh, and A. Soni, 1994, Phys. Rev. Lett. **72**, 1402.
- Besson, D., *et al.* (CLEO), 1985, Phys. Rev. Lett. **54**, 381.
- Bianco, S., *et al.*, 2003, Riv. Nuovo Cimento **26N7**, 1.
- Bigi, I. I., 2007, e-print arXiv:0710.2714.
- Bigi, I. I., and A. I. Sanda, 2005, Phys. Lett. B **625**, 47.
- Bigi, I. I. Y., and A. I. Sanda, 1981, Nucl. Phys. B **193**, 85.
- Bigi, I. I. Y., and N. G. Uraltsev, 1994, Nucl. Phys. B **423**, 33.
- Bigi, I. I. Y., *et al.*, 1993, Phys. Rev. Lett. **71**, 496.
- Bigi, I. I. Y., *et al.*, 1994a, Phys. Lett. B **323**, 408.
- Bigi, I. I. Y., *et al.*, 1994b, Int. J. Mod. Phys. A **9**, 2467.
- Bird, C., *et al.*, 2004, Phys. Rev. Lett. **93**, 201803.
- Bizjak, I., *et al.* (Belle), 2005, Phys. Rev. Lett. **95**, 241801.
- Black, D., *et al.*, 2002, Phys. Rev. D **66**, 053002.
- Blanke, M., *et al.*, 2006, J. High Energy Phys. **10**, 003.
- Blanke, M., *et al.*, 2007a, J. High Energy Phys. **05**, 013.
- Blanke, M., *et al.*, 2007b, J. High Energy Phys. **01**, 066.
- Blok, B., *et al.*, 1994, Phys. Rev. D **49**, 3356; **50**, 3572(E) (1994).
- Bobeth, C., G. Hiller, and G. Piranishvili, 2007, J. High Energy Phys. **12**, 040.
- Bobeth, C., M. Misiak, and J. Urban, 2000, Nucl. Phys. B **574**, 291.
- Bobeth, C., *et al.*, 2001, Phys. Rev. D **64**, 074014.
- Bobeth, C., *et al.*, 2002, Phys. Rev. D **66**, 074021.
- Bobeth, C., *et al.*, 2004, J. High Energy Phys. **04**, 071.
- Bona, M., *et al.* (UTfit), 2006a, J. High Energy Phys. **03**, 080.
- Bona, M., *et al.* (UTfit), 2006b, Phys. Rev. Lett. **97**, 151803.
- Bona, M., *et al.* (UTfit), 2007a, Phys. Rev. D **76**, 014015.
- Bona, M., *et al.*, 2007b, e-print arXiv:0709.0451.
- Bona, M., *et al.* (UTfit), 2008, J. High Energy Phys. **03**, 049.

- Bondar, A., and T. Gershon, 2004, Phys. Rev. D **70**, 091503.
- Bondar, A., T. Gershon, and P. Krokovny, 2005, Phys. Lett. B **624**, 1.
- Bondar, A., and A. Poluektov, 2006, Eur. Phys. J. C **47**, 347.
- Bondar, A., and A. Poluektov, 2008, Eur. Phys. J. C **55**, 51.
- Boos, H., T. Mannel, and J. Reuter, 2004, Phys. Rev. D **70**, 036006.
- Borzumati, F., and C. Greub, 1998, Phys. Rev. D **58**, 074004.
- Borzumati, F., and A. Masiero, 1986, Phys. Rev. Lett. **57**, 961.
- Bosch, S. W., and G. Buchalla, 2002, Nucl. Phys. B **621**, 459.
- Bosch, S. W., and G. Buchalla, 2005, J. High Energy Phys. **01**, 035.
- Bosch, S. W., M. Neubert, and G. Paz, 2004, J. High Energy Phys. **11**, 073.
- Bosch, S. W., *et al.*, 2004, Nucl. Phys. B **699**, 335.
- Boyd, C. G., B. Grinstein, and R. F. Lebed, 1995, Phys. Rev. Lett. **74**, 4603.
- Boyd, C. G., and M. J. Savage, 1997, Phys. Rev. D **56**, 303.
- Brignole, A., L. E. Ibanez, and C. Munoz, 1994, Nucl. Phys. B **422**, 125; **436**, 747(E) (1995).
- Brignole, A., and A. Rossi, 2004, Nucl. Phys. B **701**, 3.
- Brooks, M. L., *et al.* (MEGA), 1999, Phys. Rev. Lett. **83**, 1521.
- Browder, T., *et al.*, 2008, J. High Energy Phys. **02**, 110.
- Buchalla, G., A. J. Buras, and M. E. Lautenbacher, 1996, Rev. Mod. Phys. **68**, 1125.
- Buchalla, G., *et al.*, 2005, J. High Energy Phys. **09**, 074.
- Buchalla, G., *et al.*, 2008, Eur. Phys. J. C **57**, 309.
- Buras, A. J., 2003, Acta Phys. Pol. B **34**, 5615.
- Buras, A. J., P. H. Chankowski, J. Rosiek, and L. Slawianowska, 2001, Nucl. Phys. B **619**, 434.
- Buras, A. J., and R. Fleischer, 1999, Eur. Phys. J. C **11**, 93.
- Buras, A. J., P. Gambino, M. Gorbahn, S. Jager, and L. Silvestrini, 2001, Phys. Lett. B **500**, 161.
- Buras, A. J., M. Jamin, and P. H. Weisz, 1990, Nucl. Phys. B **347**, 491.
- Buras, A. J., *et al.*, 2003, Eur. Phys. J. C **32**, 45.
- Buras, A. J., *et al.*, 2004a, Nucl. Phys. B **697**, 133.
- Buras, A. J., *et al.*, 2004b, Phys. Rev. Lett. **92**, 101804.
- Buras, A. J., *et al.*, 2005, Acta Phys. Pol. B **36**, 2015.
- Buras, A. J., *et al.*, 2006, Eur. Phys. J. C **45**, 701.
- Burdman, G., 1998, Phys. Rev. D **57**, 4254.
- Burdman, G., and Y. Nomura, 2004, Phys. Rev. D **69**, 115013.
- Burdman, G., and I. Shipsey, 2003, Annu. Rev. Nucl. Part. Sci. **53**, 431.
- Cabibbo, N., 1963, Phys. Rev. Lett. **10**, 531.
- Cacciapaglia, G., *et al.*, 2008, J. High Energy Phys. **04**, 006.
- Calderon, G., D. Delepine, and G. L. Castro, 2007, Phys. Rev. D **75**, 076001.
- Calibbi, L., *et al.*, 2006, Phys. Rev. D **74**, 116002.
- Camilleri, L. (LHCb), 2007, Int. J. Mod. Phys. A **22**, 5973.
- Carena, M., *et al.*, 2001, Phys. Lett. B **499**, 141.
- Carena, M. S., *et al.*, 2006, Phys. Rev. D **74**, 015009.
- Carter, A. B., and A. I. Sanda, 1981, Phys. Rev. D **23**, 1567.
- Cavoto, G., *et al.*, 2007, e-print arXiv:0706.4227.
- Chankowski, P. H., and L. Slawianowska, 2001, Phys. Rev. D **63**, 054012.
- Chao, Y., *et al.* (Belle), 2004, Phys. Rev. Lett. **93**, 191802.
- Chao, Y., *et al.* (Belle), 2007, Phys. Rev. D **76**, 091103.
- Charles, J., *et al.*, 1998, Phys. Lett. B **425**, 375; **433**, 441(E) (1998).
- Charles, J., *et al.* (CKMfitter Group), 2005, Eur. Phys. J. C **41**, 1. updated in www.slac.stanford.edu/xorg/ckmfitter.
- Chay, J., H. Georgi, and B. Grinstein, 1990, Phys. Lett. B **247**, 399.
- Chay, J., *et al.*, 2006, Phys. Rev. D **74**, 074022.
- Chay, J., *et al.*, 2007, Phys. Rev. D **76**, 094031.
- Chen, C.-H., and C.-Q. Geng, 2006a, J. High Energy Phys. **10**, 053.
- Chen, C.-H., and C.-Q. Geng, 2006b, Phys. Rev. D **74**, 035010.
- Chen, C.-H., and C.-Q. Geng, 2008, Phys. Lett. B **661**, 118.
- Chen, K. F., *et al.* (Belle), 2007a, Phys. Rev. Lett. **98**, 031802.
- Chen, K. F., *et al.* (Belle), 2007b, Phys. Rev. Lett. **99**, 221802.
- Chen, S., *et al.* (CLEO), 2001, Phys. Rev. Lett. **87**, 251807.
- Cheng, H.-C., and I. Low, 2003, J. High Energy Phys. **09**, 051.
- Cheng, H.-Y., C.-K. Chua, and A. Soni, 2005a, Phys. Rev. D **72**, 094003.
- Cheng, H.-Y., C.-K. Chua, and A. Soni, 2005b, Phys. Rev. D **72**, 014006.
- Cheng, H.-Y., C.-K. Chua, and A. Soni, 2005c, Phys. Rev. D **71**, 014030.
- Cheng, T. P., and M. Sher, 1987, Phys. Rev. D **35**, 3484.
- Chetyrkin, K. G., M. Misiak, and M. Munz, 1997, Phys. Lett. B **400**, 206; **425**, 414(E) (1998).
- Chivukula, B. S., and H. Georgi, 1987, Phys. Lett. B **188**, 99.
- Chun, E. J., and J. S. Lee, 2003, e-print arXiv:hep-ph/0307108.
- Chung, D. J. H., *et al.*, 2005, Phys. Rep. **407**, 1.
- Cirigliano, V., and B. Grinstein, 2006, Nucl. Phys. B **752**, 18.
- Cirigliano, V., *et al.*, 2005, Nucl. Phys. B **728**, 121.
- Ciuchini, M., M. Pierini, and L. Silvestrini, 2005, Phys. Rev. Lett. **95**, 221804.
- Ciuchini, M., *et al.*, 1997a, Nucl. Phys. B **501**, 271.
- Ciuchini, M., *et al.*, 1997b, Phys. Rev. Lett. **79**, 978.
- Ciuchini, M., *et al.*, 1998a, Nucl. Phys. B **534**, 3.
- Ciuchini, M., *et al.*, 1998b, Nucl. Phys. B **527**, 21.
- Ciuchini, M., *et al.*, 2001, Phys. Lett. B **515**, 33.
- Ciuchini, M., *et al.*, 2007a, Phys. Lett. B **655**, 162.
- Ciuchini, M., *et al.*, 2007b, Nucl. Phys. B **783**, 112.
- Coan, T. E., *et al.* (CLEO), 2001, Phys. Rev. Lett. **86**, 5661.
- Cvetic, G., *et al.*, 2002, Phys. Rev. D **66**, 034008.
- Czarnecki, A., 1996, Phys. Rev. Lett. **76**, 4124.
- Czarnecki, A., and W. J. Marciano, 1998, Phys. Rev. Lett. **81**, 277.
- Czarnecki, A., and K. Melnikov, 1997, Nucl. Phys. B **505**, 65.
- Dai, Y.-B., C.-S. Huang, and H.-W. Huang, 1997, Phys. Lett. B **390**, 257; **513**, 429(E) (2001).
- Dalgic, E., *et al.* (HPQCD), 2007, Phys. Rev. D **76**, 011501.
- D'Ambrosio, G., *et al.*, 2002, Nucl. Phys. B **645**, 155.
- Das, A. K., and C. Kao, 1996, Phys. Lett. B **372**, 106.
- Dassinger, B. M., *et al.*, 2007, J. High Energy Phys. **10**, 039.
- Datta, A., *et al.*, 2007, Phys. Rev. D **75**, 074007; **76**, 079902(E) (2007).
- Davidson, S., and F. Palorini, 2006, Phys. Lett. B **642**, 72.
- Davis, R., Jr., *et al.*, 1968, Phys. Rev. Lett. **20**, 1205.
- Davoudiasl, H., J. L. Hewett, and T. G. Rizzo, 2000, Phys. Rev. Lett. **84**, 2080.
- Davoudiasl, H., and A. Soni, 2007, Phys. Rev. D **76**, 095015.
- Dedes, A., and A. Pilaftsis, 2003, Phys. Rev. D **67**, 015012.
- de Gouvea, A., and J. Jenkins, 2008, Phys. Rev. D **77**, 013008.
- Delepine, D., G. Lopez Castro, and L. T. Lopez Lozano, 2005, Phys. Rev. D **72**, 033009.
- Delepine, D., *et al.*, 2006, Phys. Rev. D **74**, 056004.
- Dermisek, R., J. F. Gunion, and B. McElrath, 2007, Phys. Rev. D **76**, 051105.
- Deschamps, O., *et al.*, 2007, CERN-LHCB Report No. 2007-046 (unpublished).
- Descotes-Genon, S., and C. T. Sachrajda, 2004, Nucl. Phys. B

- 693**, 103.
- Diehl, M., and G. Hiller, 2001, *Phys. Lett. B* **517**, 125.
- Dijkstra, H., 2007, e-print arXiv:0708.2665.
- Dimopoulos, S., and D. W. Sutter, 1995, *Nucl. Phys. B* **452**, 496.
- Dine, M., R. G. Leigh., and A. Kagan, 1993, *Phys. Rev. D* **48**, 4269.
- Dohmen, C., *et al.* (SINDRUM II), 1993, *Phys. Lett. B* **317**, 631.
- Drutskoy, A., *et al.*, 2007a, *Phys. Rev. D* **76**, 012002.
- Drutskoy, A., *et al.*, 2007b, *Phys. Rev. Lett.* **98**, 052001.
- Dunietz, I., 1995, *Phys. Rev. D* **52**, 3048.
- Dunietz, I., 1998, *Phys. Lett. B* **427**, 179.
- Dunietz, I., *et al.*, 2001, *Phys. Rev. D* **63**, 114015.
- Eguchi, K., *et al.* (KamLAND), 2003, *Phys. Rev. Lett.* **90**, 021802.
- Ellis, J., J. S. Lee., and A. Pilaftsis, 2007, *Phys. Rev. D* **76**, 115011.
- Ellis, J. R., *et al.*, 2002, *Phys. Rev. D* **66**, 115013.
- Ellis, J. R., *et al.*, 2007, *J. High Energy Phys.* **08**, 083.
- Ellis, R. G., G. C. Joshi, and M. Matsuda, 1986, *Phys. Lett. B* **179**, 119.
- Engelhard, G., Y. Nir, and G. Raz, 2005, *Phys. Rev. D* **72**, 075013.
- Engelhard, G., and G. Raz, 2005, *Phys. Rev. D* **72**, 114017.
- Fajfer, S., J. Kamenik, and N. Kosnik, 2006, *Phys. Rev. D* **74**, 034027.
- Fajfer, S., and P. Singer, 2000, *Phys. Rev. D* **62**, 117702.
- Falk, A. F., Z. Ligeti, Y. Nir, and H. Quinn, 2004, *Phys. Rev. D* **69**, 011502.
- Falk, A. F., M. E. Luke, and M. J. Savage, 1994, *Phys. Rev. D* **49**, 3367.
- Falk, A. F., and A. A. Petrov, 2000, *Phys. Rev. Lett.* **85**, 252.
- Feldmann, T., and T. Mannel, 2007, *J. High Energy Phys.* **02**, 067.
- Feng, J. L., *et al.*, 2008, *Phys. Rev. D* **77**, 076002.
- Fitzpatrick, A. L., G. Perez, and L. Randall, 2007, e-print arXiv:0710.1869.
- Fleischer, R., 1997, *Int. J. Mod. Phys. A* **12**, 2459.
- Fleischer, R., 2003, *Phys. Lett. B* **562**, 234.
- Fleischer, R., 2004, *Eur. Phys. J. C* **33**, s268.
- Fleischer, R., S. Recksiegel, and F. Schwab, 2007, *Eur. Phys. J. C* **51**, 55.
- Fritzsch, H., 2008, private communication.
- Fukuda, Y., *et al.* (Super-Kamiokande), 1998, *Phys. Rev. Lett.* **81**, 1562.
- Fullana, E., and M.-A. Sanchis-Lozano, 2007, *Phys. Lett. B* **653**, 67.
- Gabbiani, F., *et al.*, 1996, *Nucl. Phys. B* **477**, 321.
- Gaillard, M. K., and B. W. Lee, 1974, *Phys. Rev. D* **10**, 897.
- Gambino, P., M. Gorbahn, and U. Haisch, 2003, *Nucl. Phys. B* **673**, 238.
- Gambino, P., and U. Haisch, 2000, *J. High Energy Phys.* **09**, 001.
- Gambino, P., and U. Haisch, 2001, *J. High Energy Phys.* **10**, 020.
- Gambino, P., U. Haisch, and M. Misiak, 2005, *Phys. Rev. Lett.* **94**, 061803.
- Gardner, S., 1999, *Phys. Rev. D* **59**, 077502.
- Garisto, R., 1995, *Phys. Rev. D* **51**, 1107.
- Gavela, M. B., *et al.*, 1994, *Nucl. Phys. B* **430**, 382.
- Gemintern, A., S. Bar-Shalom, and G. Eilam, 2004, *Phys. Rev. D* **70**, 035008.
- Georgi, H., 2007, *Phys. Rev. Lett.* **98**, 221601.
- Gershon, T., and M. Hazumi, 2004, *Phys. Lett. B* **596**, 163.
- Gershon, T., and A. Soni, 2007, *J. Phys. G* **34**, 479.
- Gherghetta, T., and A. Pomarol, 2000, *Nucl. Phys. B* **586**, 141.
- Ghinculov, A., *et al.*, 2003, *Nucl. Phys. B* **648**, 254.
- Ghinculov, A., *et al.*, 2004, *Nucl. Phys. B* **685**, 351.
- Girardello, L., and M. T. Grisaru, 1982, *Nucl. Phys. B* **194**, 65.
- Giri, A., *et al.*, 2003, *Phys. Rev. D* **68**, 054018.
- Giudice, G. F., and R. Rattazzi, 1999, *Phys. Rep.* **322**, 419.
- Glashow, S. L., J. Iliopoulos, and L. Maiani, 1970, *Phys. Rev. D* **2**, 1285.
- Glashow, S. L., and S. Weinberg, 1977, *Phys. Rev. D* **15**, 1958.
- Golowich, E., *et al.*, 2007, *Phys. Rev. D* **76**, 095009.
- Gomez, M. E., and H. Goldberg, 1996, *Phys. Rev. D* **53**, 5244.
- Gorbahn, M., and U. Haisch, 2005, *Nucl. Phys. B* **713**, 291.
- Gorbahn, M., U. Haisch, and M. Misiak, 2005, *Phys. Rev. Lett.* **95**, 102004.
- Goto, T., *et al.*, 2002, *Phys. Rev. D* **66**, 035009.
- Goto, T., *et al.*, 2004, *Phys. Rev. D* **70**, 035012.
- Goto, T., *et al.*, 2008, *Phys. Rev. D* **77**, 095010.
- Grassi, M. (MEG), 2005, *Nucl. Phys. B, Proc. Suppl.* **149**, 369.
- Gremm, M., F. Kruger, and L. M. Sehgal, 1995, *Phys. Lett. B* **355**, 579.
- Grinstein, B., K. A. Intriligator, and I. Z. Rothstein, 2008, *Phys. Lett. B* **662**, 367.
- Grinstein, B., and D. Pirjol, 2000, *Phys. Rev. D* **62**, 093002.
- Grinstein, B., and D. Pirjol, 2004, *Phys. Rev. D* **70**, 114005.
- Grinstein, B., and D. Pirjol, 2005, *Phys. Lett. B* **615**, 213.
- Grinstein, B., and D. Pirjol, 2006a, *Phys. Rev. D* **73**, 014013.
- Grinstein, B., and D. Pirjol, 2006b, *Phys. Rev. D* **73**, 094027.
- Grinstein, B., *et al.*, 2005, *Phys. Rev. D* **71**, 011504.
- Grinstein, B., *et al.*, 2007, *Nucl. Phys. B* **763**, 35.
- Gronau, M., 1989, *Phys. Rev. Lett.* **63**, 1451.
- Gronau, M., 2000, *Phys. Lett. B* **492**, 297.
- Gronau, M., 2003, *Phys. Lett. B* **557**, 198.
- Gronau, M., 2005, *Phys. Lett. B* **627**, 82.
- Gronau, M., Y. Grossman, and J. L. Rosner, 2001, *Phys. Lett. B* **508**, 37.
- Gronau, M., Y. Grossman, and J. L. Rosner, 2004, *Phys. Lett. B* **579**, 331.
- Gronau, M., and D. London, 1990, *Phys. Rev. Lett.* **65**, 3381.
- Gronau, M., and D. London, 1991, *Phys. Lett. B* **253**, 483.
- Gronau, M., and D. Pirjol, 2002, *Phys. Rev. D* **66**, 054008.
- Gronau, M., D. Pirjol, and D. Wyler, 2003, *Phys. Rev. Lett.* **90**, 051801.
- Gronau, M., D. Pirjol, and T.-M. Yan, 1999, *Phys. Rev. D* **60**, 034021; **69**, 119901(E) (2004).
- Gronau, M., and J. L. Rosner, 1999, *Phys. Rev. D* **59**, 113002.
- Gronau, M., and J. L. Rosner, 2005, *Phys. Rev. D* **71**, 074019.
- Gronau, M., J. L. Rosner, and J. Zupan, 2004, *Phys. Lett. B* **596**, 107.
- Gronau, M., J. L. Rosner, and J. Zupan, 2006, *Phys. Rev. D* **74**, 093003.
- Gronau, M., and D. Wyler, 1991, *Phys. Lett. B* **265**, 172.
- Gronau, M., and J. Zupan, 2004, *Phys. Rev. D* **70**, 074031.
- Gronau, M., and J. Zupan, 2005, *Phys. Rev. D* **71**, 074017.
- Gronau, M., *et al.*, 2002, *Phys. Rev. Lett.* **88**, 051802.
- Gronau, M., *et al.*, 2004, *Phys. Rev. D* **69**, 113003.
- Gronau, M., *et al.*, 2006, *Phys. Lett. B* **635**, 207.
- Gronau, M., *et al.*, 2007, *Phys. Lett. B* **649**, 61.
- Grossman, Y., A. L. Kagan, and Z. Ligeti, 2002, *Phys. Lett. B* **538**, 327.
- Grossman, Y., A. L. Kagan, and Y. Nir, 2007, *Phys. Rev. D* **75**, 036008.

- Grossman, Y., and Z. Ligeti, 1994, *Phys. Lett. B* **332**, 373.
- Grossman, Y., and Z. Ligeti, 1995, *Phys. Lett. B* **347**, 399.
- Grossman, Y., Z. Ligeti, and E. Nardi, 1996, *Nucl. Phys. B* **465**, 369.
- Grossman, Y., Z. Ligeti, and A. Soffer, 2003, *Phys. Rev. D* **67**, 071301.
- Grossman, Y., and M. Neubert, 2000, *Phys. Lett. B* **474**, 361.
- Grossman, Y., Y. Nir, and R. Rattazzi, 1998, *Adv. Ser. Dir. High Energy Phys.* **15**, 755.
- Grossman, Y., A. Soffer, and J. Zupan, 2005, *Phys. Rev. D* **72**, 031501.
- Grossman, Y., and M. P. Worah, 1997, *Phys. Lett. B* **395**, 241.
- Grossman, Y., *et al.*, 2003, *Phys. Rev. D* **68**, 015004.
- Grossman, Y., *et al.*, 2007, *Phys. Rev. D* **76**, 096006.
- Grzadkowski, B., and W.-S. Hou, 1992, *Phys. Lett. B* **283**, 427.
- Gulez, E., *et al.* (HPQCD), 2006, *Phys. Rev. D* **73**, 074502; **75**, 119906(E) (2007).
- Gunion, J. F., D. Hooper, and B. McElrath, 2006, *Phys. Rev. D* **73**, 015011.
- Haber, H. E., 1998, *Nucl. Phys. B, Proc. Suppl.* **62**, 469.
- Haber, H. E., and G. L. Kane, 1985, *Phys. Rep.* **117**, 75.
- Haber, H. E., G. L. Kane, and T. Sterling, 1979, *Nucl. Phys. B* **161**, 493.
- Hagelin, J. S., 1981, *Nucl. Phys. B* **193**, 123.
- Hall, L. J., V. A. Kostelecky, and S. Raby, 1986, *Nucl. Phys. B* **267**, 415.
- Hall, L. J., and L. Randall, 1990, *Phys. Rev. Lett.* **65**, 2939.
- Han, T., P. Langacker, and B. McElrath, 2004, *Phys. Rev. D* **70**, 115006.
- Hashimoto, S., *et al.*, 1999, *Phys. Rev. D* **61**, 014502.
- Hashimoto, S., *et al.*, 2002, *Phys. Rev. D* **66**, 014503.
- Hashimoto, S., *et al.*, 2004, KEK Report No. 2004-4 (unpublished).
- Hayasaka, K., *et al.* (Belle), 2008, *Phys. Lett. B* **666**, 16.
- Heinemeyer, S., W. Hollik, and G. Weiglein, 2006, *Phys. Rep.* **425**, 265.
- Hewett, J. L., 1996, *Phys. Rev. D* **53**, 4964.
- Hewett, J. L., *et al.*, 2005, e-print arXiv:hep-ph/0503261.
- Hill, R. J., 2006, *Phys. Rev. D* **73**, 014012.
- Hill, R. J., *et al.*, 2004, *J. High Energy Phys.* **07**, 081.
- Hiller, G., 2004, *Phys. Rev. D* **70**, 034018.
- Hiller, G., and A. Kagan, 2002, *Phys. Rev. D* **65**, 074038.
- Hiller, G., and F. Kruger, 2004, *Phys. Rev. D* **69**, 074020.
- Hiller, G., *et al.*, 2007, *Phys. Lett. B* **649**, 152.
- Hirata, K., 1995, *Phys. Rev. Lett.* **74**, 2228.
- Hisano, J., R. Kitano, and M. M. Nojiri, 2002, *Phys. Rev. D* **65**, 116002.
- Hisano, J., *et al.*, 1996, *Phys. Rev. D* **53**, 2442.
- Hokuue, T., *et al.* (Belle), 2007, *Phys. Lett. B* **648**, 139.
- Hooper, D., and S. Profumo, 2007, *Phys. Rep.* **453**, 29.
- Hou, W.-S., 1992, *Phys. Lett. B* **296**, 179.
- Hou, W.-S., 1993, *Phys. Rev. D* **48**, 2342.
- Hou, W.-S., M. Nagashima, and A. Soddu, 2006, e-print arXiv:hep-ph/0605080.
- Hou, W.-S., and B. Tseng, 1998, *Phys. Rev. Lett.* **80**, 434.
- Hou, W.-S., and R. S. Willey, 1988, *Phys. Lett. B* **202**, 591.
- Huang, C.-S., and X.-H. Wu, 2008, *Phys. Rev. D* **77**, 075014.
- Huber, T., T. Hurth, and E. Lunghi, 2008, *Nucl. Phys. B* **802**, 40.
- Huber, T., *et al.*, 2006, *Nucl. Phys. B* **740**, 105.
- Huitu, K., *et al.*, 1998, *Phys. Rev. Lett.* **81**, 4313.
- Hurth, T., E. Lunghi, and W. Porod, 2005, *Nucl. Phys. B* **704**, 56.
- Hurth, T., and T. Mannel, 2001, *Phys. Lett. B* **511**, 196.
- Ikado, K., *et al.*, 2006, *Phys. Rev. Lett.* **97**, 251802.
- Ilakovac, A., 2000, *Phys. Rev. D* **62**, 036010.
- Inami, K., *et al.* (Belle), 2003, *Phys. Lett. B* **551**, 16.
- Ishino, H., *et al.*, 2007a, e-print arXiv:hep-ex/0703039.
- Ishino, H., *et al.* (Belle), 2007b, *Phys. Rev. Lett.* **98**, 211801.
- Isidori, G., and P. Paradisi, 2006, *Phys. Lett. B* **639**, 499.
- Isidori, G., and A. Retico, 2001, *J. High Energy Phys.* **11**, 001.
- Isidori, G., *et al.*, 2007, *Phys. Rev. D* **75**, 115019.
- Iwasaki, M., *et al.* (Belle), 2005, *Phys. Rev. D* **72**, 092005.
- Joaquim, F. R., and A. Rossi, 2006, *Phys. Rev. Lett.* **97**, 181801.
- Joaquim, F. R., and A. Rossi, 2007, *Nucl. Phys. B* **765**, 71.
- Kagan, A. L., and M. Neubert, 1998, *Phys. Rev. D* **58**, 094012.
- Kagan, A. L., and M. Neubert, 1999, *Eur. Phys. J. C* **7**, 5.
- Kajita, T., 2006, *Rep. Prog. Phys.* **69**, 1607.
- Kamenik, J. F., and F. Mescia, 2008, *Phys. Rev. D* **78**, 014003.
- Kane, G. L., *et al.*, 1994, *Phys. Rev. D* **49**, 6173.
- Kaplunovsky, V. S., and J. Louis, 1993, *Phys. Lett. B* **306**, 269.
- Kayser, B., and D. London, 2000, *Phys. Rev. D* **61**, 116013.
- Keum, Y. Y., H.-N. Li., and A. I. Sanda, 2001, *Phys. Rev. D* **63**, 054008.
- Khodjamirian, A., G. Stoll, and D. Wyler, 1995, *Phys. Lett. B* **358**, 129.
- Khodjamirian, A., *et al.*, 1997, *Phys. Lett. B* **402**, 167.
- Kiers, K., and A. Soni, 1997, *Phys. Rev. D* **56**, 5786.
- Kiers, K., A. Soni, and G.-H. Wu, 1999, *Phys. Rev. D* **59**, 096001.
- Kiers, K., A. Soni., and G.-H. Wu, 2000, *Phys. Rev. D* **62**, 116004.
- Kiers, K., *et al.*, 2002, *Phys. Rev. D* **66**, 095002.
- Kim, C. S., and T. Yoshikawa, 2007, e-print arXiv:0711.3880.
- Kim, J. E., and H. P. Nilles, 1984, *Phys. Lett. B* **138**, 150.
- Kobayashi, M., and T. Maskawa, 1973, *Prog. Theor. Phys.* **49**, 652.
- Koppenburg, P., *et al.* (Belle), 2004, *Phys. Rev. Lett.* **93**, 061803.
- Korchensky, G. P., and G. Sterman, 1994, *Phys. Lett. B* **340**, 96.
- Krokovny, P., *et al.* (Belle), 2006, *Phys. Rev. Lett.* **97**, 081801.
- Kruger, F., and J. Matias, 2005, *Phys. Rev. D* **71**, 094009.
- Kruger, F., and L. M. Sehgal, 1996, *Phys. Lett. B* **380**, 199.
- Kuhn, J. H., and E. Mirkes, 1992a, *Phys. Lett. B* **286**, 381.
- Kuhn, J. H., and E. Mirkes, 1992b, *Z. Phys. C* **56**, 661.
- Kuhn, J. H., and E. Mirkes, 1997, *Phys. Lett. B* **398**, 407.
- Kuno, Y., 2005, *Nucl. Phys. B, Proc. Suppl.* **149**, 376.
- Kusaka, A., *et al.* (Belle), 2007, *Phys. Rev. Lett.* **98**, 221602.
- Kusaka, A., *et al.* (Belle), 2008, *Phys. Rev. D* **77**, 072001.
- Laiho, J. (Fermilab Lattice and MILC), 2007, *PoS LAT2007*, 358.
- Lange, B. O., 2006, *J. High Energy Phys.* **01**, 104.
- Lange, B. O., M. Neubert, and G. Paz, 2005a, *Phys. Rev. D* **72**, 073006.
- Lange, B. O., M. Neubert, and G. Paz, 2005b, *J. High Energy Phys.* **10**, 084.
- Lee, K. S. M., 2008, *Phys. Rev. D* **78**, 013002.
- Lee, K. S. M., and I. W. Stewart, 2005, *Nucl. Phys. B* **721**, 325.
- Lee, K. S. M., *et al.*, 2006, *Phys. Rev. D* **74**, 011501.
- Lee, K. S. M., *et al.*, 2007, *Phys. Rev. D* **75**, 034016.
- Lee, T. D., 1973, *Phys. Rev. D* **8**, 1226.
- Legger, F., and T. Schietinger, 2007, *Phys. Lett. B* **645**, 204.
- Leibovich, A. K., I. Low, and I. Z. Rothstein, 2000, *Phys. Lett. B* **486**, 86.
- Lenz, A., 2007, *Phys. Rev. D* **76**, 065006.
- Lenz, A., and U. Nierste, 2007, *J. High Energy Phys.* **06**, 072.

- Leurer, M., Y. Nir, and N. Seiberg, 1994, Nucl. Phys. B **420**, 468.
- Li, H.-n., and S. Mishima, 2006, Phys. Rev. D **74**, 094020.
- Li, H.-n., and S. Mishima, 2007, J. High Energy Phys. **03**, 009.
- Li, H.-n., S. Mishima, and A. I. Sanda, 2005, Phys. Rev. D **72**, 114005.
- Li, W.-j., Y.-d. Yang, and X.-d. Zhang, 2006, Phys. Rev. D **73**, 073005.
- Ligeti, Z., L. Randall, and M. B. Wise, 1997, Phys. Lett. B **402**, 178.
- Ligeti, Z., and F. J. Tackmann, 2007, Phys. Lett. B **653**, 404.
- Ligeti, Z., and M. B. Wise, 1996, Phys. Rev. D **53**, 4937.
- Lin, S.-W., *et al.* (Belle), 2007a, Phys. Rev. Lett. **99**, 121601.
- Lin, S.-W., *et al.* (Belle), 2007b, Phys. Rev. Lett. **98**, 181804.
- Link, J. M., *et al.* (FOCUS), 2005, Phys. Lett. B **622**, 239.
- Lipkin, H. J., 1999, Phys. Lett. B **445**, 403.
- Lipkin, H. J., Y. Nir, H. R. Quinn, and A. Snyder, 1991, Phys. Rev. D **44**, 1454.
- London, D., N. Sinha, and R. Sinha, 2000, Phys. Rev. Lett. **85**, 1807.
- London, D., and A. Soni, 1997, Phys. Lett. B **407**, 61.
- Lovelock, D. M. J., *et al.*, 1985, Phys. Rev. Lett. **54**, 377.
- Luke, M. E., 1990, Phys. Lett. B **252**, 447.
- Lunghi, E., and J. Matias, 2007, J. High Energy Phys. **04**, 058.
- Lunghi, E., W. Porod, and O. Vives, 2006, Phys. Rev. D **74**, 075003.
- Lunghi, E., and A. Soni, 2007, J. High Energy Phys. **09**, 053.
- Mannel, T., and S. Recksiegel, 1997, Acta Phys. Pol. B **28**, 2489.
- Manohar, A. V., and M. B. Wise, 1994, Phys. Rev. D **49**, 1310.
- Martin, S. P., 1997, e-print arXiv:hep-ph/9709356.
- Masiero, A., P. Paradisi, and R. Petronzio, 2006, Phys. Rev. D **74**, 011701.
- Masiero, A., S. K. Vempati, and O. Vives, 2004, New J. Phys. **6**, 202.
- Matsumori, M., and A. I. Sanda, 2006, Phys. Rev. D **73**, 114022.
- Matsuzaki, A., and A. I. Sanda, 2008, Phys. Rev. D **77**, 073003.
- Matyja, A., *et al.* (Belle), 2007, Phys. Rev. Lett. **99**, 191807.
- McElrath, B., 2005, Phys. Rev. D **72**, 103508.
- Miki, T., T. Miura, and M. Tanaka, 2002, e-print arXiv:hep-ph/0210051.
- Miller, J. P., E. de Rafael, and B. L. Roberts, 2007, Rep. Prog. Phys. **70**, 795.
- Misiak, M., S. Pokorski, and J. Rosiek, 1998, Adv. Ser. Dir. High Energy Phys. **15**, 795.
- Misiak, M., and M. Steinhauser, 2004, Nucl. Phys. B **683**, 277.
- Misiak, M., and M. Steinhauser, 2007, Nucl. Phys. B **764**, 62.
- Misiak, M., *et al.*, 2007, Phys. Rev. Lett. **98**, 022002.
- Miyazaki, Y., *et al.* (Belle), 2006, Phys. Lett. B **639**, 159.
- Miyazaki, Y., *et al.* (Belle), 2007, Phys. Lett. B **648**, 341.
- Miyazaki, Y., *et al.* (Belle), 2008, Phys. Lett. B **660**, 154.
- Mohanta, R., and A. K. Giri, 2007, Phys. Rev. D **76**, 075015.
- Mohapatra, D., *et al.* (Belle), 2006, Phys. Rev. Lett. **96**, 221601.
- Mohapatra, R. N., and J. C. Pati, 1975, Phys. Rev. D **11**, 566.
- Muheim, F., 2007, Nucl. Phys. B, Proc. Suppl. **170**, 317.
- Nakada, T. (LHCb), 2007, Acta Phys. Pol. B **38**, 299.
- Nakao, M., *et al.* (Belle), 2004, Phys. Rev. D **69**, 112001.
- Neubert, M., 1994, Phys. Rev. D **49**, 4623.
- Neubert, M., 1999, J. High Energy Phys. **02**, 014.
- Neubert, M., 2005, Phys. Rev. D **72**, 074025.
- Neubert, M., 2008, e-print arXiv:0801.0675.
- Neubert, M., and J. L. Rosner, 1998a, Phys. Rev. Lett. **81**, 5076.
- Neubert, M., and J. L. Rosner, 1998b, Phys. Lett. B **441**, 403.
- Nierste, U., S. Trine, and S. Westhoff, 2008, Phys. Rev. D **78**, 015006.
- Nilles, H. P., 1984, Phys. Rep. **110**, 1.
- Nir, Y., 2007, J. High Energy Phys. **05**, 102.
- Nir, Y., and N. Seiberg, 1993, Phys. Lett. B **309**, 337.
- Nishida, S., *et al.* (Belle), 2004, Phys. Rev. Lett. **93**, 031803.
- Nishida, Y., *et al.* (Belle), 2008, Phys. Lett. B **664**, 35.
- Nobes, M. A., and H. D. Trottier, 2004, Nucl. Phys. B, Proc. Suppl. **129**, 355.
- Ohmi, K., *et al.*, 2004, Phys. Rev. ST Accel. Beams **7**, 104401.
- Oide, K., and K. Yokoya, 1989, Phys. Rev. A **40**, 315.
- Okamoto, M., 2006, PoS **LAT2005**, 013.
- Okamoto, M., *et al.*, 2005, Nucl. Phys. B, Proc. Suppl. **140**, 461.
- Oktay, M. B., *et al.*, 2004, Nucl. Phys. B, Proc. Suppl. **129**, 349.
- Orlovsky, V. D., and V. I. Shevchenko, 2008, Phys. Rev. D **77**, 093003.
- Paradisi, P., 2006a, J. High Energy Phys. **08**, 047.
- Paradisi, P., 2006b, J. High Energy Phys. **02**, 050.
- Paz, G., 2006, e-print arXiv:hep-ph/0607217.
- Peccei, R. D., and H. R. Quinn, 1977a, Phys. Rev. D **16**, 1791.
- Peccei, R. D., and H. R. Quinn, 1977b, Phys. Rev. Lett. **38**, 1440.
- Pham, X.-Y., 1999, Eur. Phys. J. C **8**, 513.
- Piwnski, A., 1977, DESY Report No. 77/18 (unpublished).
- Polci, F., M. H. Schune, and A. Stocchi, 2006, e-print arXiv:hep-ph/0605129.
- Poluektov, A., *et al.* (Belle), 2004, Phys. Rev. D **70**, 072003.
- Poluektov, A., *et al.* (Belle), 2006, Phys. Rev. D **73**, 112009.
- Raidal, M., *et al.*, 2008, Eur. Phys. J. C **57**, 13.
- Raimondi, P., D. N. Shatilov, and M. Zobov, 2007, e-print arXiv:physics/0702033.
- Randall, L., and R. Sundrum, 1999a, Phys. Rev. Lett. **83**, 3370.
- Randall, L., and R. Sundrum, 1999b, Nucl. Phys. B **557**, 79.
- Re, V., *et al.*, 2006, Nucl. Instrum. Methods Phys. Res. A **569**, 1.
- Regan, B. C., *et al.*, 2002, Phys. Rev. Lett. **88**, 071805.
- Reina, L., G. Ricciardi, and A. Soni, 1997, Phys. Rev. D **56**, 5805.
- Ritt, S. (MEG), 2006, Nucl. Phys. B, Proc. Suppl. **162**, 279.
- Rosner, J. L., and S. Stone, 2008, pp. 818–822 of Phys. Lett. B **667**, 1 (PDG).
- Saha, J. P., and A. Kundu, 2002, Phys. Rev. D **66**, 054021.
- Santinelli, R., 2003, Nucl. Phys. B, Proc. Suppl. **123**, 234.
- Sato, A., *et al.*, 2006, European Particle Accelerator Conference (EPAC 06), Edinburgh, Scotland, 2006 (unpublished).
- Schumann, J., *et al.* (Belle), 2006, Phys. Rev. Lett. **97**, 061802.
- Schwanda, C., *et al.* (Belle), 2007, Phys. Rev. D **75**, 032005.
- Sher, M., 2002, Phys. Rev. D **66**, 057301.
- Silva, J. P., and A. Soffer, 2000, Phys. Rev. D **61**, 112001.
- Silvestrini, L., 2007, Annu. Rev. Nucl. Part. Sci. **57**, 405.
- Sinha, N., 2004, Phys. Rev. D **70**, 097501.
- Sinha, N., *et al.*, 2007, Phys. Rev. Lett. **99**, 262002.
- Snyder, A. E., and H. R. Quinn, 1993, Phys. Rev. D **48**, 2139.
- Soares, J. M., 1991, Nucl. Phys. B **367**, 575.
- Soffer, A., 1998, e-print arXiv:hep-ex/9801018.
- Soni, A., and J. Zupan, 2007, Phys. Rev. D **75**, 014024.
- Staric, M., *et al.* (Belle), 2007, Phys. Rev. Lett. **98**, 211803.
- Suprun, D. A., C.-W. Chiang., and J. L. Rosner, 2002, Phys. Rev. D **65**, 054025.
- Tajima, O., *et al.* (Belle), 2007, Phys. Rev. Lett. **98**, 132001.
- Tanaka, M., 1995, Z. Phys. C **67**, 321.
- Tantalo, N., 2007, e-print arXiv:hep-ph/0703241.
- Uhlig, S., 2007, J. High Energy Phys. **11**, 066.
- Unel, N. G., 2005, e-print arXiv:hep-ex/0505030.

- Urquijo, P., *et al.* (Belle), 2007, Phys. Rev. D **75**, 032001.
Ushiroda, Y., *et al.* (Belle), 2006, Phys. Rev. D **74**, 111104.
Ushiroda, Y., *et al.* (Belle), 2008, Phys. Rev. Lett. **100**, 021602.
Voloshin, M. B., 2001, Phys. Lett. B **515**, 74.
Weinberg, S., 1976, Phys. Rev. Lett. **37**, 657.
Wicht, J., *et al.* (Belle), 2008, Phys. Rev. Lett. **100**, 121801.
Wilczek, F., 1977, Phys. Rev. Lett. **39**, 1304.
Williamson, A. R., and J. Zupan, 2006, Phys. Rev. D **74**, 014003.
Wu, G.-H., and A. Soni, 2000, Phys. Rev. D **62**, 056005.
Yang, H., *et al.*, 2005, Phys. Rev. Lett. **94**, 111802.
Yao, W. M., *et al.* (Particle Data Group), 2006, J. Phys. G **33**, 1,
R. Kowalewski and T. Mannel, determination of V_{cb} and V_{ub} .
Zhang, L., *et al.* (Belle), 2007, Phys. Rev. Lett. **99**, 131803.
Zupan, J., 2007a, Nucl. Phys. B, Proc. Suppl. **170**, 33.
Zupan, J., 2007b, e-print arXiv:0707.1323.
Zupan, J., 2007c, Nucl. Phys. B, Proc. Suppl. **170**, 65.
Zwicky, R., 2008, Phys. Rev. D **77**, 036004.