

Electron/pion separation with an Emulsion Cloud Chamber by using a Neural Network

L. Arrabito,^f D. Autiero,^f C. Bozza,^k S. Buontempo,^g Y. Caffari,^f L. Consiglio,^d
M. Cozzi,^d N. D'Ambrosio,^a G. De Lellis,^g M. De Serio,^b F. Di Capua,^g
D. Di Ferdinando,^d N. Di Marco,^e A. Ereditato,^c L. S. Esposito,^a S. Gagnebin,^h
G. Giacomelli,^d M. Giorgini,^d G. Grella,^k M. Hauger,^h M. Ieva,^b J. Janicsko Csathy,^h
F. Juget,^h I. Kreslo,^c I. Laktineh,^f A. Longhin,ⁱ G. Mandrioli,^d A. Marotta,^g
J. Marteau,^f P. Migliozzi,^{g*} P. Monacelli,^e U. Moser,^c M. T. Muciaccia,^b A. Pastore,^b
L. Patrizii,^d C. Pistillo,^c M. Pozzato,^d G. Romano,^k G. Rosa,^j A. Russo,^g
N. Savvinov,^c A. Schembri,^j L. Scotto Lavina,^g S. Simone,^b M. Sioli,^d C. Sirignano,^k
G. Sirri,^d P. Strolin^g and V. Tioukov^g

^aLaboratori Nazionali del Gran Sasso dell'INFN, 67010 Assergi (L'Aquila), Italy

^bDipartimento di Fisica dell'Università di Bari and INFN, 70126 Bari, Italy

^cUniversity of Bern, CH-3012 Bern, Switzerland

^dDipartimento di Fisica dell'Università di Bologna and INFN, 40127 Bologna, Italy

^eDipartimento di Fisica dell'Università dell'Aquila and INFN, 67100 L'Aquila, Italy

^fIPNL, Université Claude Bernard Lyon 1, CNRS/IN2P3, 69622 Villeurbanne, France

^gDipartimento di Fisica dell'Università Federico II di Napoli and INFN, 80125 Napoli, Italy

^hUniversité de Neuchâtel, CH-2000 Neuchâtel, Switzerland

ⁱDipartimento di Fisica dell'Università di Padova and INFN, 35131 Padova, Italy

^jDipartimento di Fisica dell'Università di Roma "La Sapienza" and INFN, 00185 Roma, Italy

^kDipartimento di Fisica dell'Università di Salerno and INFN, 84084 Fisciano, Salerno, Italy

E-mail: migliozzi@na.infn.it

ABSTRACT: We have studied the performance of a new algorithm for electron/pion separation in an Emulsion Cloud Chamber (ECC) made of lead and nuclear emulsion films. The software for separation consists of two parts: a shower reconstruction algorithm and a Neural Network that assigns to each reconstructed shower the probability to be an electron or a pion. The performance has been studied for the ECC of the OPERA experiment [1].

The e/π separation algorithm has been optimized by using a detailed Monte Carlo simulation of the ECC and tested on real data taken at CERN (pion beams) and at DESY (electron beams). The algorithm allows to achieve a 90% electron identification efficiency with a pion misidentification smaller than 1% for energies higher than 2 GeV.

KEYWORDS: Particle tracking detectors; Particle identification methods.

Contents

1. Introduction	1
2. Data taking with test-beams	2
3. The shower reconstruction	3
4. The Neural Network	5
5. Results of the electron/pion separation algorithm	5
5.1 Ideal case of absence of background	7
5.2 Test-beam data and comparison with simulations	8
5.3 e/π separation as a function of the traversed X_0	10
5.4 Impact of a cosmic-ray exposure on the e/π separation	11
6. Conclusion	12

1. Introduction

The Emulsion Cloud Chamber [2, 3] consists of a modular structure made of a sandwich of passive material plates interleaved with emulsion films. It combines the high-precision tracking capabilities of nuclear emulsions and the large mass achievable by employing passive material as a target. Among past applications the ECC was successfully used in the DONUT experiment for the first direct observation of the tau-neutrino [4]. By assembling a large quantity of ECC modules, it is possible to realize $\mathcal{O}(kton)$ fine-grained vertex detector optimized for the study of ν_τ appearance.

The ECC has been adopted by the OPERA Collaboration [1, 5] for a long-baseline search of $\nu_\mu \rightarrow \nu_\tau$ oscillations. OPERA is designed to obtain a unambiguous signature (observation of ν_τ appearance) of $\nu_\mu \rightarrow \nu_\tau$ oscillations in the parameter region indicated by atmospheric neutrino experiments [6–9] and confirmed by long-baseline experiments with accelerator neutrinos: K2K [10] in Japan and MINOS [11] in the USA. The detector is located in the underground Gran Sasso Laboratory. It exploits the Cern to Gran Sasso (CNGS) beam, optimised for ν_τ appearance, with a baseline of 730 km [12]. OPERA is a hybrid experiment based on the use of ECC and of electronic detectors for a rough location of the events in the ECC and for full event reconstruction. The basic OPERA ECC module has dimensions of $12.7 \times 10.2 \times 7.5$ cm³; it consists of a sequence of 56 lead plates (1 mm thick) and 57 emulsion films (44 μm thick emulsion layers on either side of a 205 μm thick plastic base [13]). The total length of an OPERA ECC module is about $10 X_0$.

*Corresponding author.

In addition to the decay detection of short-lived particles [14], the ECC allows momentum measurement by Multiple Coulomb Scattering [15] and the particle identification through ionization measurement [16].

The high granularity of the emulsions also allows an excellent electromagnetic shower identification, hence the separation of electrons and pions. This is obtained by exploiting their different behavior in passing through and interacting in an ECC. In the 1-10 GeV energy range, of interest for OPERA, electrons lose energy essentially by bremsstrahlung and charged pions mainly by ionization. This motivates two complementary approaches to identify electrons and pions:

- an electron quickly develops an electromagnetic shower in lead (critical energy ~ 10 MeV). The total number of tracks, as well as the different longitudinal and transverse profiles of the showers, can be then used for particle identification;
- going through a material, the energy remains almost constant for pions whilst strongly decreases for electrons. Therefore, Multiple Coulomb Scattering presents different longitudinal profiles for electrons and pions, that a χ^2 -based separator may be built. A method based on this approach is possible with an ECC and is described in [17], where it is shown that an electron efficiency of 90% with a pion contamination of 6% is achievable by using 56 emulsion films interleaved with lead plates. Another study [18] shows that with this method it is possible to achieve an electron efficiency above 90% for a pion contamination not lower than 5% by using 30 emulsion films.

In this paper we follow the first approach by using a new algorithm for shower reconstruction and a new algorithm based on a Neural Network (NN) for e/π separation. A preliminary study to exploit a Neural Network for this purpose was presented in [19].

2. Data taking with test-beams

Experimental data have been collected in an electron beam at DESY and in a pion beam at CERN.

The ECC exposures to pions took place in the CERN PS-T7 beam-line with beams of 2, 4 and 6 GeV. The electronic detector setup consisted of a Cherenkov counter, two scintillation counters, two multi-wire chambers and a lead-glass centered on the beam line. In order to reduce the electron contamination, a 2.5 cm thick lead preshower was added upstream of the last focusing magnet¹ of the T7 beam line and upstream from the Cherenkov counter. The electron contamination was measured by using the combined information of the Cherenkov and lead-glass detectors. It amounted to $\sim 0.6\%$ at 2 GeV and was less than 0.4% at 4 and 6 GeV. The muon contamination was measured by analyzing passing through tracks in the ECC under test ($\sim 38\%$ at 2 GeV, $\sim 6\%$ at 4 and 6 GeV) [18]. In order to have reasonable statistics, the ECCs integrated a beam intensity corresponding to about 2000 tracks/cm². The incident angle of the beam with respect to the ECC emulsion films was 50 mrad.

¹Given the beam line configuration, it was not possible to locate the preshower before the last bending magnet, where it would have been most efficient. Anyhow, a significative reduction of the electron contamination in the beam was achieved.

Electron data were taken at DESY T24 beam-line, where a sub-Hz rate per cm^2 was achieved in the energy range from 1 to 6 GeV. The sub-Hz rate was mandatory in order to achieve a small particle density in the ECC, as needed to avoid overlaps of electromagnetic showers. The electronic detector setup consisted of three scintillation counters used as a trigger, a multi-wire chamber to measure the beam profile and a lead-glass calorimeter for electron energy measurement. Two ECCs, both with 20 emulsion films, were exposed to electrons: one at 6 GeV high density ($100 \text{ particles/cm}^2$) beam and one at 3 GeV low density (1 particle/cm^2) beam. A third ECC was brought to DESY but not exposed, in order to estimate the background accumulated from ECC production to the emulsion development. The low energy contamination of the beam, due to the interactions of the electrons with the beam pipe and the beam-line elements, was estimated to be 5.7% at 1 GeV and 2.3% at 6 GeV.

The emulsion films have been scanned by using the European Scanning System (ESS) developed for the high-speed automatic scanning of the OPERA emulsion films.² The main features and performance of the ESS are presented in [21]. High speed particle tracking for the ESS is described in [22], precision measurements in [23], alignments with cosmic ray muons in [24] and event analysis in [25].

3. The shower reconstruction

The algorithm for the reconstruction of the shower follows an iterative procedure. For each base-track³ (in the following called "selector") base-tracks matching it in the downstream films are searched for. The matching criteria are based on angular and position requirements. The angular displacement $\delta\theta$ is defined as the angle difference between the selector and the base-track candidate; the position displacement δr is the transverse distance between the selector and the candidate extrapolated back to the selector. Any matched candidate becomes a selector and so on. In order to take into account the reconstruction efficiency, a base-track candidate is allowed to be extrapolated back at most for 3 films, then it is discarded. Monte Carlo simulations have shown that an adequate background rejection is achieved if one sets $\delta\theta < 50 \text{ mrad}$ and $\delta r < 100 \mu\text{m}$.

In order to minimize the background, a fiducial volume cut around the shower axis is applied. Base-tracks must be within a cone (with axis defined by the slope of the first base-track belonging to the shower) with an opening angle of 20 mrad. This angle has been optimized by a Monte Carlo simulation where each track has been digitized by using the tools described in [26, 27]. In addition, in order to minimize showers' overlaps, one requires that the radius of the cone does not exceed $400 \mu\text{m}$. Therefore, beyond 15 emulsion films the cone becomes a cylinder with $400 \mu\text{m}$ radius. To further reduce the background, one removes base-tracks previously assigned to a track starting outside the fiducial volume. Finally, one imposes that showers traverse at least 4 emulsion films. The efficiency to collect base-tracks belonging to the shower is shown in figure 1. A reconstructed 6 GeV electron shower is shown in figure 2.

²A scanning system for the high-speed automatic scanning of the emulsion films (called SUTS) has been developed also in Japan [20]

³A base-track is obtained connecting through the plastic base two segments (micro-tracks) reconstructed in each emulsion layer. For details on the micro-track and base-track reconstruction we refer to [22].

E (GeV)	Pion %	Electron %
0.5	69.0±1.6	46.2±1.8
1	87.8±1.1	78.9±1.5
2	88.5±1.1	91.0±1.0
3	89.4±1.0	91.6±1.0
4	91.8±0.9	93.0±0.9
5	91.8±0.9	94.6±0.8
6	91.6±0.9	95.1±0.8
8	90.6±0.9	95.5±0.8

Table 1. Efficiency of the shower reconstruction algorithm for simulated pions and electrons, with background added.

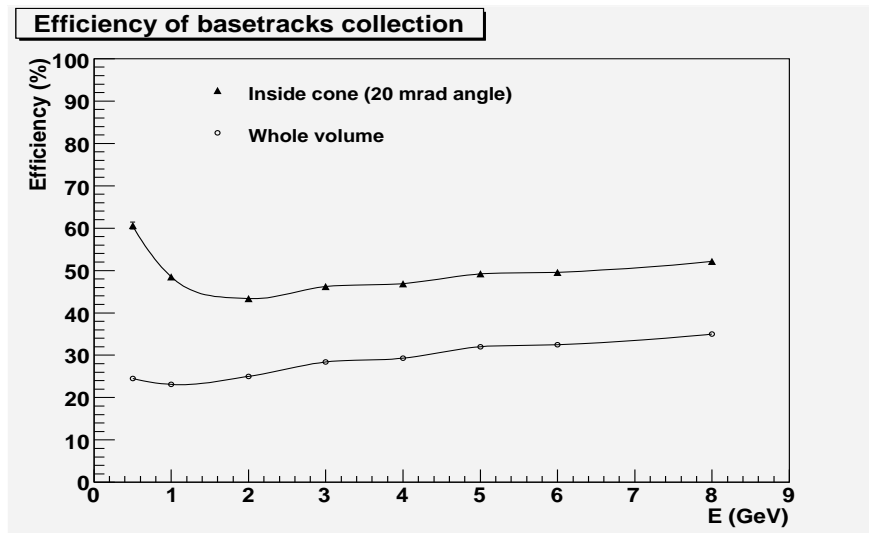


Figure 1. Efficiency for base-tracks collection versus the electron energy. The two curves refer to different event samples: the total number of base-tracks in the whole volume and inside the fiducial volume, respectively.

The performance of the algorithm has been tested with experimental data and tuned with a detailed Monte Carlo simulation [26, 27]. The main sources of inefficiency come from the scanning of the emulsion films and from the requirement on the minimum length of the shower (> 3 films). The efficiency of the shower reconstruction algorithm as a function of the energy is given in table 1. The errors given in the table and in the following ones are statistical only. The probability for a particle to be correctly identified is given by the product of the above efficiencies and of the ones given by the NN, discussed in the following section.



Figure 2. xz projection (left) and yz projection (right) of a reconstructed shower generated by a 6 GeV electron interacting in the $\sim 3.3 X_0$ ECC exposed at DESY. Each segment corresponds to a base-track associated with the reconstructed electromagnetic shower.

4. The Neural Network

Particle identification is performed through an algorithm based on a Neural Network [28]. Each reconstructed shower is fed into the NN. The longitudinal profile and the number of base-tracks (shown in figure 3) as well as the δr and $\delta \theta$ distributions (shown in figure 4) are very different for electron and pions. They are used as inputs for the NN.

The ECC exposed to the DESY beam had 20 emulsion films, together with the lead plates corresponding to $\sim 3.3 X_0$. We will present in section 5.3 a Monte Carlo study of the ESS performance as a function of the number of films, i.e. the traversed thickness in terms of radiation lengths. With 20 emulsion films to reconstruct the shower the NN has 23 input variables, defined as follows:

- 1 variable corresponding to the number of base-tracks in the reconstructed shower (n_{btk}) (figure 3 top);
- 18 variables describing the longitudinal profile (figure 3 bottom). The first two bins are removed since they are very similar for pions and electrons;
- 2 variables corresponding to the mean and the RMS of the δr distribution (figure 4 top);
- 2 variables corresponding to the mean and the RMS of the $\delta \theta$ distribution (figure 4 bottom).

Besides the 23 input neurons, the NN has two hidden layers with 63 and 21 neurons, and one output neuron. The training is stopped after 120 "epochs" when the predefined "sampling error", computed on the validation sample, reaches a plateau before starting to increase.

5. Results of the electron/pion separation algorithm

The electron efficiency $\varepsilon_{e \rightarrow e}$ and the pion contamination $\eta_{\pi \rightarrow e}$ are defined, respectively, as:

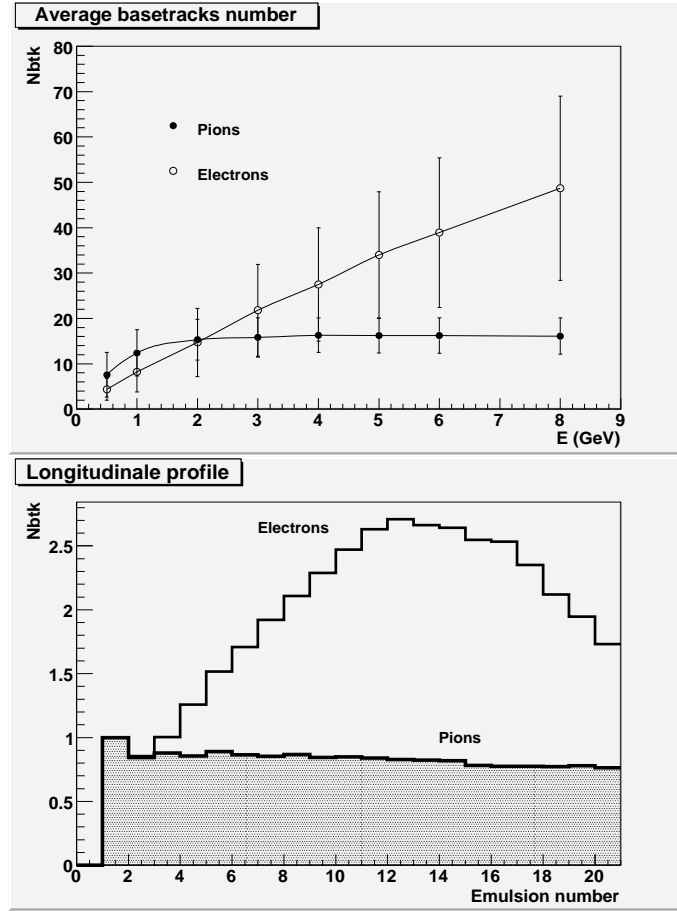


Figure 3. Top: average number of base-tracks in reconstructed showers versus energy. The error bars reflect the fluctuation on the number of base-tracks produced into a shower. Bottom: mean longitudinal shower profile for 6 GeV particles. Both plots refer to an ECC with 20 emulsion films interleaved with 19 lead plates.

$$\varepsilon_{e \rightarrow e} \equiv \frac{n_{e \rightarrow e}}{N_e} \quad \eta_{\pi \rightarrow e} \equiv \frac{n_{\pi \rightarrow e}}{N_\pi}$$

where $n_{e \rightarrow e}$ ($n_{\pi \rightarrow e}$) is the number of electrons (pions) classified as electrons by the NN and N_e (N_π) is the total number of true electrons (pions) sent to the NN. The pion efficiency $\varepsilon_{\pi \rightarrow \pi}$ and the electron contamination $\eta_{e \rightarrow \pi}$ are similarly defined.

The particle identification is performed by applying a cut on the output neuron value, that ranges between 0 and 1 (figure 5). The actual cut depends on the analysis needs. For example, for some analyses a high electron identification efficiency is required, to a certain extent regardless the pion misidentification $\eta_{\pi \rightarrow e}$. For other applications a small $\eta_{\pi \rightarrow e}$ is specially important. Here, we study two selections. One demands a high electron efficiency ($\varepsilon_{e \rightarrow e} > 80\%$) regardless the pion misidentification (from now on Selection A). The other demands low pion misidentification ($\eta_{\pi \rightarrow e} < 1\%$) regardless the electron identification efficiency (from now on Selection B). Given both the small number of tracks associated to an electromagnetic shower and the large contribution from the pion charge exchange process in the low energy range (< 2 GeV), this is the most difficult

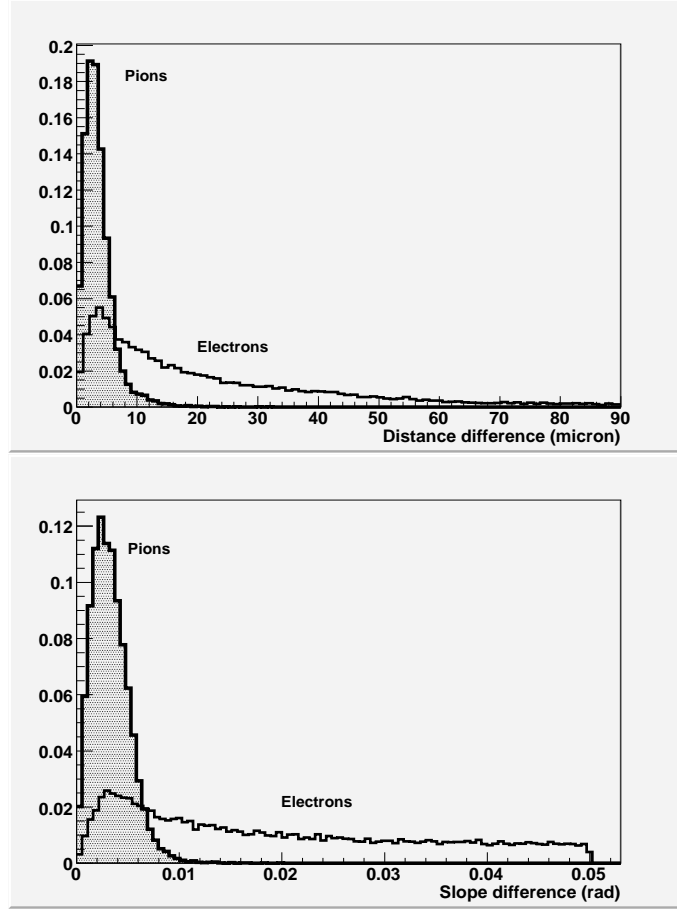


Figure 4. Distribution of δr (top) and $\delta \theta$ (bottom) for electrons and pions of 6 GeV.

region where to achieve simultaneously a good $\varepsilon_{e \rightarrow e}$ and a low $\eta_{\pi \rightarrow e}$. The value of the cut is imposed at 1 GeV and applied at all energies. The results shown in this paper can be further improved by applying an energy dependent cut. The study of the measurement of the electromagnetic shower energy is in progress and will be the subject of a forthcoming publication.

5.1 Ideal case of absence of background

In this section we present the results on the electron identification efficiency and on the pion contamination obtained with simulated events in the absence of background. Only pure pion and electron events are generated and reconstructed with the shower algorithm presented in section 3.

The NN has been trained using ~ 14500 electron and ~ 16500 pion events with a flat energy spectrum in the range 0.5 to 6 GeV. The validation sample, different than the training sample, contained about 800 electrons and 800 pions with energies of 0.5, 1, 2, 3, 4, 5, 6, 8 GeV. The results of the validation sample are shown in figure 6. Table 2 shows that if Selection A is tuned at 1 GeV, an electron identification efficiency larger than 80% can be obtained over the whole energy range with a contamination from pion misidentification of about 1% for energies above 2 GeV. $\eta_{\pi \rightarrow e}$ is much higher for lower energies. If Selection B is tuned at 1 GeV, $\eta_{\pi \rightarrow e}$ is below 1%

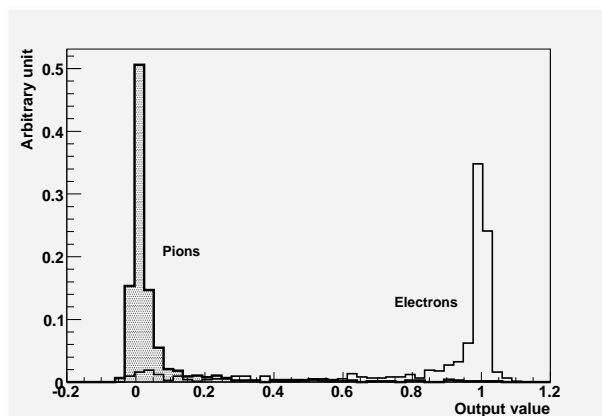


Figure 5. Output value given by the neural network for simulated 2 GeV pions and electrons.

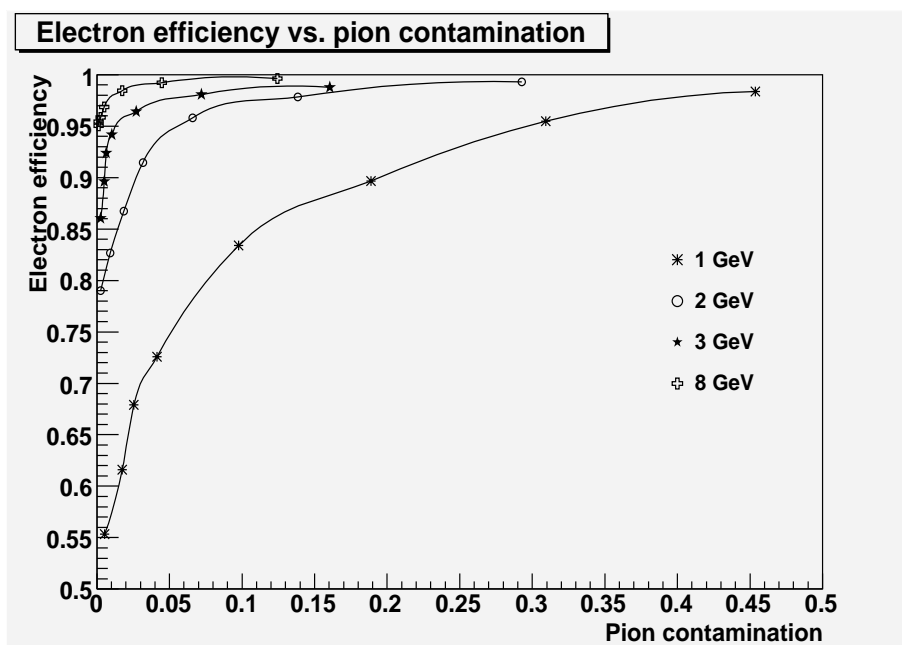


Figure 6. Monte Carlo simulation of the electron efficiency versus pion contamination for different energies by using 20 emulsion films.

for energies above 1 GeV and an electron identification efficiency lower than 80% for energies ≤ 2 GeV is obtained. In general, for energies lower than 1 GeV it is very difficult to reach a small pion misidentification, because of the pion charge exchange reaction and to the relatively small number of base-tracks in the electromagnetic showers.

5.2 Test-beam data and comparison with simulations

In order to train the NN under conditions similar to the test-beam exposure, we added some background to the simulated sample. The background accumulated in the emulsions has been obtained

E (GeV)	$\epsilon_{e \rightarrow e}$ %	$\eta_{\pi \rightarrow e}$ %	$\epsilon_{e \rightarrow e}$ %	$\eta_{\pi \rightarrow e}$ %
Selection A		Selection B		
0.5	90.1±1.5	55.3±2.0	52.9±2.6	18.3±1.6
1	81.7±1.6	9.0±1.0	58.8±1.9	1.0±0.4
2	89.2±1.1	1.7±0.5	80.5±1.5	0.6±0.3
3	93.5±0.9	0.7±0.3	90.1±1.1	0.1±0.1
4	95.6±0.8	0.5±0.2	92.4±1.0	0.1±0.1
5	98.4±0.5	0.5±0.2	96.5±0.7	0.2±0.2
6	96.8±0.6	0.4±0.2	94.4±0.8	0.1±0.1
8	98.7±0.4	0.6±0.3	97.7±0.5	0.2±0.2

Table 2. Electron efficiency and pion contamination for pure simulation using 20 emulsion films ($\sim 3.3 X_0$). The output NN value is fixed at 0.62 for selection A and 0.82 for selection B.

E (GeV)	$\epsilon_{e \rightarrow e}$ %	$\eta_{\pi \rightarrow e}$ %	$\epsilon_{e \rightarrow e}$ %	$\eta_{\pi \rightarrow e}$ %
Simulated Events		Data		
0.5	90.5±1.5	81.3±1.6	—	—
1	81.1±1.6	8.4±1.0	—	—
2	82.0±1.4	0.7±0.3	—	2.0±0.3
3	89.2±1.2	0.5±0.3	> 61	—
4	89.9±1.1	0.4±0.2	—	0.4±0.1
5	93.9±0.9	0.4±0.2	—	—
6	93.1±0.9	0.4±0.2	96.3±0.8	0.4±0.2
8	95.3±0.8	0.1±0.1	—	—

Table 3. Electron efficiency and pion contamination for simulated and test-beam data assuming Selection A. The output NN value is fixed at 0.62.

by scanning emulsion films not exposed to the beams and has been added by software to simulated events.

We have evaluated the background that is accepted by the shower algorithm. We found that the fraction of fake base-tracks associated to a shower does not exceed 5%. In order to study the effect of the background on the performance of the NN, we applied the same cut on the output neuron value as in section 5.1. The results are shown in tables 3 and 4 for selections A and B, respectively. By comparing the results for simulated events given in tables 3 and 4 with those given in table 2, one sees that the electron efficiency is worsened by about 5% with respect to the case without background. The pion to electron misidentification is mildly affected (except for energies below 1 GeV) by the presence of background.

The NN trained with the background superimposed to the simulated data has then been applied to the test-beam data described in section 2. For the ECC with 3 GeV low-density electrons (1

E (GeV)	$\varepsilon_{e \rightarrow e}$ %	$\eta_{\pi \rightarrow e}$ %	$\varepsilon_{e \rightarrow e}$ %	$\eta_{\pi \rightarrow e}$ %
Simulated Events		Data		
0.5	53.4±2.6	28.9±1.9	—	—
1	59.4±2.0	0.9±0.4	—	—
2	73.6±1.6	0.1±0.1	—	0.5±0.1
3	82.2±1.4	0.1±0.1	80±18	—
4	86.0±1.3	0.1±0.1	—	0.3±0.1
5	90.3±1.1	0.1±0.1	—	—
6	90.2±1.1	0.2±0.2	94.7±0.9	0.2±0.1
8	94.1±0.8	0.1±0.1	—	—

Table 4. Electron efficiency and pion contamination for simulated and test-beam data assuming Selection B. The output NN value is fixed at 0.82.

electron/cm²) an area containing only 5 electrons, identified by the known angle of the beam with respect to emulsion films, has been measured. For the ECC with 6 GeV high-density electrons (100 electrons/cm²), the number of electrons contained in the scanned area is estimated to be about 670. Among those, 620 electrons satisfy the shower reconstruction criteria (section 3) and are fed in the NN. For 2, 4, 6 GeV pions, 2747, 2548, 1591 events, respectively, have been fed into the NN. They have been selected by using the known angle of the beam with respect to the emulsion films.

The results obtained with real data are summarized in tables 3 and 4 for Selection A and B, respectively. One can see that the results with test-beam data agree reasonably well with the simulation. Note that the pion beam exploited during the ECC exposures had an intrinsic electron contamination of about 0.5%, see section 2. The lower limit at 95% C.L. shown in table 3 has been computed assuming a binomial distribution [29]. We computed a lower limit since all electron-beam tracks (5 in total) have been correctly identified.

5.3 e/π separation as a function of the traversed X_0

Having checked the reliability of the Monte Carlo simulation, as described in the previous section, we have studied $\varepsilon_{e \rightarrow e}$ and $\eta_{\pi \rightarrow e}$ as a function of the number of traversed emulsions films in the energy range 0.5 to 8 GeV. Events have been simulated for 15 ($\sim 2.5X_0$), 30 ($\sim 5.0X_0$) and 50 ($\sim 8.3X_0$) emulsion films interleaved with 1 mm thick lead plates. The results are shown in tables 5 and 6 for Selection A and B, respectively. The upper limits (95% C.L.) have been computed assuming a binomial distribution [29]. We have computed upper limits since none of the pion-beam tracks (800 in total) has been misidentified as an electron.

Going from 15 to 30 emulsion films, the electron identification and the pion misidentification improve both for Selection A and Selection B. However, adding more films slightly worsen the performance. In fact, adding more films the fiducial volume, as defined in section 3, increases and the signal/background ratio decreases. An improvement of the performance could be obtained by using in the analysis an energy dependent number of films.

E (GeV)	$\mathcal{E}_{e \rightarrow e}$ %	$\eta_{\pi \rightarrow e}$ %	$\mathcal{E}_{e \rightarrow e}$ %	$\eta_{\pi \rightarrow e}$ %	$\mathcal{E}_{e \rightarrow e}$ %	$\eta_{\pi \rightarrow e}$ %
	50 films		30 films		15 films	
0.5	92.7 \pm 1.4	76.5 \pm 1.8	92.7 \pm 1.4	78.7 \pm 1.7	83.5 \pm 2.0	62.9 \pm 2.0
1	79.9 \pm 1.6	14.3 \pm 1.8	80.2 \pm 1.6	15.8 \pm 1.3	80.8 \pm 1.6	6.4 \pm 0.9
2	84.3 \pm 1.3	2.2 \pm 0.5	85.0 \pm 1.3	2.5 \pm 0.6	78.3 \pm 1.5	0.9 \pm 0.3
3	90.3 \pm 1.1	0.9 \pm 0.3	91.4 \pm 1.0	0.9 \pm 0.3	82.0 \pm 1.4	0.4 \pm 0.2
4	91.2 \pm 1.1	1.1 \pm 0.4	91.6 \pm 1.0	0.9 \pm 0.3	86.9 \pm 1.3	0.5 \pm 0.3
5	93.3 \pm 0.9	1.8 \pm 0.5	95.0 \pm 0.8	1.6 \pm 0.4	88.6 \pm 1.2	0.2 \pm 1.2
6	92.8 \pm 1.0	0.6 \pm 0.3	95.0 \pm 0.8	0.9 \pm 0.3	88.8 \pm 1.2	0.2 \pm 0.2
8	93.2 \pm 0.9	0.7 \pm 0.3	95.7 \pm 0.7	0.6 \pm 0.3	92.0 \pm 1.0	0.4 \pm 0.2

Table 5. Electron efficiency and pion contamination for Selection A with the simulated events with added background using 50, 30 and 15 emulsion films. The output value is fixed at 0.58, 0.58 and 0.73, respectively.

E (GeV)	$\mathcal{E}_{e \rightarrow e}$ %	$\eta_{\pi \rightarrow e}$ %	$\mathcal{E}_{e \rightarrow e}$ %	$\eta_{\pi \rightarrow e}$ %	$\mathcal{E}_{e \rightarrow e}$ %	$\eta_{\pi \rightarrow e}$ %
	50 films		30 films		15 films	
0.5	28.5 \pm 2.4	16.0 \pm 1.5	31.8 \pm 2.5	19.2 \pm 1.6	45.3 \pm 2.6	15.3 \pm 1.5
1	40.4 \pm 2.0	1.2 \pm 0.4	43.5 \pm 2.0	1.1 \pm 0.4	56.8 \pm 2.0	0.9 \pm 0.4
2	63.4 \pm 1.8	0.4 \pm 0.2	64.8 \pm 1.8	0.1 \pm 0.1	66.1 \pm 1.7	0.3 \pm 0.2
3	78.4 \pm 1.5	0.1 \pm 0.1	78.2 \pm 1.5	0.1 \pm 0.1	75.2 \pm 1.6	0.1 \pm 0.1
4	82.5 \pm 1.4	0.1 \pm 0.1	84.1 \pm 1.4	0.1 \pm 0.1	75.2 \pm 1.6	0.1 \pm 0.1
5	86.8 \pm 1.2	0.2 \pm 0.2	87.6 \pm 1.2	0.5 \pm 0.2	80.8 \pm 1.5	< 0.4
6	81.6 \pm 1.4	0.1 \pm 0.1	87.1 \pm 1.2	0.2 \pm 0.2	83.4 \pm 1.4	0.2 \pm 0.2
8	80.8 \pm 1.4	< 0.4	91.9 \pm 1.0	< 0.4	89.0 \pm 1.1	< 0.4

Table 6. Electron efficiency and pion contamination for Selection B with the simulated events with added background using 50, 30 and 15 emulsion films. The output value is fixed at 0.93, 0.93 and 0.88, respectively.

5.4 Impact of a cosmic-ray exposure on the e/π separation

During the OPERA running, each ECC tagged as a candidate to host a neutrino interaction is extracted from the target and, before its unpacking for the development of the emulsion films, exposed to cosmic-rays at a facility outside the underground hall. ECCs are exposed in a site shielded by a 40 cm iron slab from the cosmic-ray electromagnetic component. With this configuration, cosmic-ray muons hit the ECC with a rate of ~ 2 muons/mm²/day inside a 400 mrad cone with respect to the vertical direction. This provides reference tracks useful to intercalibrate and align the emulsion films [24]. Cosmic muons have an average momentum of ~ 4 GeV, and about 70% of them have a momentum larger than 1 GeV. Some high energy muons produce bremsstrahlung photons and initiate an electromagnetic cascade. We have studied the impact of this cosmic-ray background on the e/π separation.

The cosmic-ray exposure conditions and their interaction products have been simulated and the

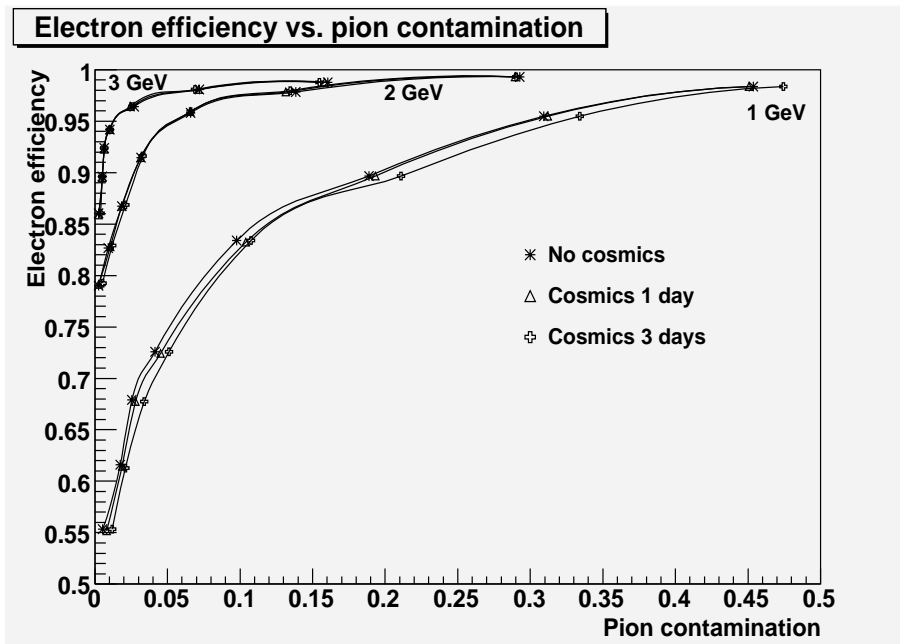


Figure 7. Monte Carlo electron efficiency vs pion contamination with different cosmic-ray exposure time, using 20 emulsion films.

muons traced inside the ECC down to 1 MeV kinetic energy. We have simulated the background accumulated in 1, 2 and 3 days and superimposed it to the simulated data presented in section 5.2. No effect on the e/π separation is observed for energies ≥ 2 GeV, as shown in figure 7. A slight worsening of the performance is observed only at 1 GeV.

6. Conclusion

We present the performance of a new algorithm for e/π separation in an Emulsion Cloud Chamber (ECC) made of emulsion films interleaved with lead plates. The algorithm consists of two parts: a shower reconstruction algorithm and a Neural Network that assigns to each reconstructed shower the probability to be an electron or a pion. The performance have been studied for the ECC of the OPERA experiment in the CNGS beam.

We show that the shower reconstruction algorithm has an efficiency higher than 90% for energies above 1 GeV. We have shown that, depending on the requirements of the analysis, it is possible to achieve either high electron identification efficiency (more than 80%) or small pion misidentification (smaller than 1%).

This study is relevant for the search of $\nu_\mu \rightarrow \nu_\tau$ and $\nu_\mu \rightarrow \nu_e$ oscillations by the OPERA experiment in the CNGS. Given the flexibility of the algorithm it can be easily adapted to OPERA analyses, whose requirements may be conflicting. As an example, the $\nu_\mu \rightarrow \nu_e$ oscillations analysis requires very low pion misidentification [30], while the rejection of the background from ν_e and $\bar{\nu}_e$ induced charm production requires high efficiency electron identification.

We also studied the impact of the exposure of an lead/emulsion ECC to cosmic-rays as required for film alignment and intercalibration in OPERA. It was shown that after 3 days of cosmic-ray exposure the electron to pion separation deteriorates only very slightly.

Acknowledgments

We acknowledge the cooperation of the members of the OPERA Collaboration and we thank many colleagues for discussions and suggestions. We gratefully acknowledge the invaluable support of the technical staff in our laboratories; in particular we thank M. Di Marino, V. Di Pinto, F. Fiorello, M. Hess, P. Pecchi, A. Ruggieri, H.-U. Schüetz, V. Togo and C. Valieri for their contributions. We warmly acknowledge support from our funding agencies. We thank INFN also for providing fellowships and grants (FAI) for non Italian citizens.

References

- [1] OPERA COLLABORATION, R. Acquafredda et al., *First events from the CNGS neutrino beam detected in the OPERA experiment*, *New J. Phys.* **8** (2006) 303.
- [2] M. Kaplon, B. Peters and D. Ritson, *Emulsion cloud-chamber study of a high energy interaction in the cosmic radiation*, *Phys. Rev.* **85** (1952) 900.
- [3] W.H. Barkas, *Nuclear research emulsions*, Academic Press, London (1963);
C.F. Powell et al., *The study of elementary particles by the photographic method*, Pergamon Press, New York (1959).
- [4] DONUT COLLABORATION, K. Kodama et al., *Observation of tau neutrino interactions*, *Phys. Lett.* **B 504** (2001) 218 [hep-ex/0012035].
- [5] OPERA Proposal, M. Guler et al., *OPERA: An appearance experiment to search for $\nu/\mu < \text{---} > \nu/\tau$ oscillations in the CNGS beam*. Experimental proposal CERN/SPSC 2000-028; *Status report on the OPERA experiment*, CERN/SPSC 2001-025;
Y. Declais et al., *The Changeable Sheet detector in OPERA*, CERN-SPSC 2002-029,
<http://operaweb.web.cern.ch/operaweb/documents/index.shtml>.
- [6] SUPER-KAMIOKANDE COLLABORATION, Y. Fukuda et al., *Evidence for Oscillation of Atmospheric Neutrinos*, *Phys. Rev. Lett.* **81** (1998) 1562;
SUPER-KAMIOKANDE COLLABORATION, J. Hosaka et al., *Three flavor neutrino oscillation analysis of atmospheric neutrinos in Super-Kamiokande*, *Phys. Rev.* **D 74** (2006) 032002;
SUPER-KAMIOKANDE COLLABORATION, K. Abe et al., *Measurement of Atmospheric Neutrino Flux Consistent with Tau Neutrino Appearance*, *Phys. Rev. Lett.* **97** (2006) 171801.
- [7] KAMIOKANDE-II COLLABORATION, K.S. Hirata et al., *Experimental study of the atmospheric neutrino flux*, *Phys. Lett.* **B 205** (1988) 416.
- [8] MACRO COLLABORATION, S.P. Ahlen et al., *Atmospheric neutrino flux measurement using upgoing muons*, *Phys. Lett.* **B 357** (1995) 481;
MACRO COLLABORATION, M. Ambrosio et al., *Measurement of the atmospheric neutrino-induced upgoing muon flux using MACRO*, *Phys. Lett.* **B 434** (1998) 451;
MACRO COLLABORATION, M. Ambrosio et al., *Measurements of atmospheric muon neutrino oscillations, global analysis of the data collected with MACRO detector*, *Eur. Phys. J.* **C 36** (2004) 323.

- [9] SOUDAN2 COLLABORATION, W.W.M. Allison et al., *The atmospheric neutrino flavor ratio from a 3.9 fiducial kiloton-year exposure of Soudan 2*, *Phys. Lett.* **B 449** (1999) 137; *Neutrino oscillation effects in Soudan 2 upward-stopping muons*, *Phys. Rev.* **D 72** (2005) 052005.
- [10] K2K COLLABORATION, M.H. Ahn et al., *Measurement of neutrino oscillation by the K2K experiment*, *Phys. Rev.* **D 74** (2006) 072003.
- [11] MINOS COLLABORATION, D.G. Michael et al., *Observation of Muon Neutrino Disappearance with the MINOS Detectors in the NuMI Neutrino Beam*, *Phys. Rev. Lett.* **97** (2006) 191801.
- [12] G. Acquistapace et al., *he CERN neutrino beam to Gran Sasso (NGS); conceptual and technical design*, CERN 98-02 and INFN/AE-98/105 (1998);
R. Bailey et al., Addendum to Report CERN 98-02, CERN-SL 99034 and INFN/AE-99/05 (1999);
A.E. Ball et al., *CNGS: Update on secondary beam layout*, SL-Note 2000-063 (2000);
CNGS project: <http://proj-cngs.web.cern.ch/proj-cngs/>.
- [13] T. Nakamura et al., *The OPERA film: New nuclear emulsion for large-scale, high-precision experiments*, *Nucl. Instrum. Meth.* **A 556** (2006) 80.
- [14] K. Kodama et al., *Detection and analysis of tau-neutrino interactions in DONUT emulsion target*, *Nucl. Instrum. Meth.* **A 493** (2002) 45.
- [15] G.D. Lellis et al., *Momentum measurement by the angular method in the Emulsion Cloud Chamber*, *Nucl. Instrum. Meth.* **A 512** (2003) 539.
- [16] T. Toshito et al., *π/p separation at 1.2 GeV/c by an emulsion cloud chamber*, *Nucl. Instrum. Meth.* **A 516** (2004) 436.
- [17] K. Kodama et al., *Study of electron identification in a few GeV region by an emulsion cloud chamber*, *Rev. Sci. Instrum.* **74** (2003) 53.
- [18] M. Cozzi, Study of pion identification in the Emulsion Cloud Chambers of the OPERA experiment, Ph.D. Thesis, University of Bologna (2005); available at <http://www.infn.it/indexen.php>.
- [19] L. S. Esposito, Study of electron identification in the emulsion cloud chambers of the OPERA experiment, Ph.D. Thesis, University of Bologna (2005); available at <http://www.infn.it/indexen.php>.
- [20] S. Aoki et al., *Fully automated emulsion analysis system*, *Nucl. Instrum. Meth.* **B 51** (1990) 466;
T. Nakano, PhD Thesis, University of Nagoya (1997);
CHORUS COLLABORATION, T. Nakano, *International Europhysics Conference on High-Energy Physics* (HEP 2001), Budapest, Hungary, 12-18 July 2001;
T. Nakano, *Butsuri* **56** (2001) 411 (Japanese).
- [21] L. Arrabito et al., *Hardware performance of a scanning system for high speed analysis of nuclear emulsions*, *Nucl. Instrum. Meth.* **A 568** (2006) 578.
- [22] N. Armenise et al., *High-speed particle tracking in nuclear emulsion by last-generation automatic microscopes*, *Nucl. Instrum. Meth.* **A 551** (2005) 261.
- [23] M. De Serio et al., *High precision measurements with nuclear emulsions using fast automated microscopes*, *Nucl. Instrum. Meth.* **A 554** (2005) 247.
- [24] E. Barbuto et al., *Atmospheric muon flux measurements at the external site of the Gran Sasso Lab*, *Nucl. Instrum. Meth.* **A 525** (2004) 485.
- [25] V. Tioukov et al., *The FEDRA-Framework for emulsion data reconstruction and analysis in the OPERA experiment*, *Nucl. Instrum. Meth.* **A 559** (2006) 103;
<http://emulsion.na.infn.it/wiki/index.php/FEDRA>.

- [26] GEANT 3.21, CERN Program Library Long Writeup W5013.
- [27] A. Marotta, Performance of the OPERA experiment to search for $\nu_\mu \rightarrow \nu_\tau$ oscillations in the CNGS neutrino beam, Ph.D. Thesis, University of Napoli (2006); available at <http://emulsion.na.infn.it/wiki/index.php/ORFEO>.
- [28] <http://root.cern.ch/root/html/TMultiLayerPerceptron.html>.
- [29] G. D'Agostini, Probability and Measurement Uncertainty in Physics - a Bayesian Primer, arXiv: hep-ph/9512295.
- [30] M. Komatsu, P. Migliozzi and F. Terranova, *Sensitivity to of the CERN to Gran Sasso neutrino beam*, *J. Phys. G* **29** (2003) 443;
P. Migliozzi and F. Terranova, *Terrestrial neutrino experiments and the search for leptonic CP violation*, *Eur. Phys. J. C* **33** (2004) S846.