

Testing electroweak scale seesaw models at $e^- \gamma$ and $\gamma \gamma$ colliders

Arindam Das,^{1,2,*} Sanjoy Mandal,^{3,†} and Sujay Shil^{4,‡}

¹*Institute for the Advancement of Higher Education, Hokkaido University, Sapporo 060-0817, Japan*

²*Department of Physics, Hokkaido University, Sapporo 060-0810, Japan*

³*Korea Institute for Advanced Study, Seoul 02455, Korea*

⁴*Instituto de Física, Universidade de São Paulo,*

R. do Matão 1371, 05508-090 São Paulo, Brazil

(Dated: July 24, 2023)

We investigate the possibilities of probing the electroweak scale seesaw scenarios such as type-I, type-II and type-III seesaw at $e^- \gamma$ and $\gamma \gamma$ colliders. For the case of type-I seesaw, the heavy neutrinos can be produced at $e^- \gamma$ colliders in association with a W boson. We study a variety of final states in this case including single and multilepton modes in association with jets to estimate bounds on the light-heavy neutrino mixing angle. In case of type-II seesaw, doubly charged multiplets of the $SU(2)_L$ triplet scalar can be produced in pair at $\gamma \gamma$ collider. We study the multi-leptonic decay modes coming from this pair production of doubly charged Higgs and show how one can probe neutrino mass hierarchy. We also study same sign W boson production from the doubly charged Higgs to study multilepton modes in association with missing energy. From the type-III seesaw, we study same sign dilepton+jets and trilepton+jets modes at $e^- \gamma$ collider which are coming from the neutral and charged component of the triplet fermion in association with a W boson and Z boson, respectively. Due to the existing limits on the triplet fermions from the LHC we choose heavier mass so that the gauge boson originated from the decay of a neutral multiplet can be sufficiently boosted producing a fat-jet signature in association with same sign dilepton and trilepton. Finally we estimate bounds on the light neutrino-heavy triplet fermion mixing angle and compare with the existing bounds.

I. INTRODUCTION

The tiny neutrino mass and flavor mixing from different experiments [1] address a long standing puzzle of the massless neutrino sector in the Standard Model (SM). However, within the SM the answer of the origin of the tiny neutrino mass and flavor mixing is hitherto unknown despite a variety of proposals to explain these experimental anomalies. The most amicable idea was introduced by a dimension five operator in the context of SM which is commonly known as the Weinberg operator [2] which literally inaugurated a simple but powerful direction of beyond the SM (BSM) physics followed by the introduction of SM singlet heavy Majorana type Right Handed Neutrinos (RHNs) [3–8] where tiny neutrino mass is generated by the suppression of a lepton number violating high mass scale. This scenario is called the canonical seesaw or type-I seesaw scenario. These RHNs can have masses from eV upto a very heavy scale [9]. The sterile neutrinos having mass in the eV to keV scale may lead to effects from the short distance neutrino oscillation experiments [10–15] to cosmology [16, 17]. The RHNs having mass in the MeV to GeV scale may lead to the effects which can be studied in neutrino beam-dump [18–20], near detector [21, 22] and meson decay [23–34] experiments. Heavy neutrinos in the GeV to TeV scale has been studied extensively in the context of the high energy colliders from a variety of initial states via prompt and displaced vertex searches, see Refs. [35–104].

Type-II seesaw scenario [105–111] is another attractive possibility to study neutrino mass generation mechanism which can explain the origin of tiny neutrino mass and flavor mixing. This is a UV-complete scenario of the dimension

* adas@particle.sci.hokudai.ac.jp

† smandal@kias.re.kr

‡ sujayshil1@gmail.com

five Weinberg operator, where a triplet scalar field with the hypercharge $Y = +2$ is introduced to the SM where we find an extended scalar sector [112–117]. In this case the complex scalar transforms as a triplet under the $SU(2)_L$ group which interacts with the SM gauge bosons, the lepton doublets and the SM Higgs doublet. The neutral component of the triplet scalar acquires a vacuum expectation value (VEV) v_Δ which allows to generate eV scale light neutrino masses through the Yukawa interaction between lepton doublets and triplet scalar fields. The type-II seesaw model can naturally allow large neutrino Yukawa couplings simultaneously with a light seesaw scale even below TeV scale. This can be realized with relatively small value of induced triplet VEV (v_Δ) which naturally generates eV scale neutrino masses with even $\mathcal{O}(1)$ neutrino Yukawa coupling. Also, in this scenario, the same Yukawa interaction has a significant impact on charged Higgs phenomenology. The most intriguing element of this model is the presence of a doubly charged Higgs, which can have multiple decay modes whose branching ratios are determined by neutrino oscillation data [118, 119]. As a result, the detection of this exotic particle could have a ‘smoking gun’ signature of this model. Several experimental searches to study a variety of signatures from the doubly-charged Higgs at high energy colliders have been conducted in [120–124]. Theoretical aspects of the type-II seesaw and triplet scalar models at different colliders have been discussed in [125–144]. Depending on the magnitude of the triplet VEV v_Δ , the doubly-charged Higgs mainly decay to same sign dileptons ($v_\Delta \leq 10^{-4}$ GeV) or gauge bosons ($v_\Delta > 10^{-4}$ GeV). Studying these leptonic or gauge boson decay modes, constraints on doubly charged Higgs properties can be probed by the LHC search. For small triplet VEV $v_\Delta \leq 10^{-4}$ GeV, the constraint is $m_{H^{\pm\pm}} > 870$ GeV [120, 121], whereas for $v_\Delta > 10^{-4}$ GeV, the constraint is rather loose, $m_{H^{\pm\pm}} > 220$ GeV [122]. On the other hand, for the case of singly charged and neutral scalars, the official LHC searches have been conducted in the context of type-II seesaw model through the gluon-fusion channels in [145–150] which are further suppressed by $\mathcal{O}(v_\Delta^2)$, rendering them irrelevant for constraining the type-II seesaw model.

Apart from the type-I and type-II seesaw scenarios, type-III seesaw can be considered as another interesting framework which is realized extending the SM by an $SU(2)_L$ triplet fermion with zero hypercharge. Such a set-up can generate small neutrino mass [151] and flavor mixing through the seesaw mechanism. The triplet fermion contains singly charged and charge neutral multiplets. The light neutrino mass is generated by the vacuum expectation value of the charge-neutral multiplet after the seesaw mechanism. These charge neutral multiplets can mix with the SM neutrinos through which they interact with the SM bosons. The charged multiplets of the triplet fermions can also interact with the SM gauge bosons through such mixings at the time of their association with the SM leptons. Therefore such neutral and charged multiplets of the triplet fermions can be produced at the high energy colliders through their interactions with the SM gauge bosons and such production modes are generally suppressed by the light-heavy mixing square. On the other hand the charged multiplets of the fermion triplets can be pair produced directly (i.e., not being suppressed by light-heavy mixing) from the neutral SM boson mediated processes. Type-III seesaw scenario has been studied at the high energy colliders to study a variety of phenomenological aspects like prompt and displaced signatures from multi-lepton and multi-jet channels [152–165]. Recently LHC has studied these triplets from the multi-lepton mode at $\sqrt{s} = 13$ TeV with 138 (139) fb^{-1} luminosity at CMS (ATLAS) experiment setting a limit on their masses as 1 TeV from flavor democratic scenario [166, 167].

These seesaw scenarios can be tested at different high energy colliders from a variety of final states. Among these high energy machines lepton colliders are interesting ones, however, they can also be modified in an interesting way. Commonly we use electron and positron beams to construct a lepton collider. In some proposals muons and anti-muons are also considered to be a future collider where muon mass helps to achieve a high center of mass energy [168–171]. On the other hand in the context of electron positron colliders, positron beam can be replaced by a back scattered photon to think about an electron photon collider which can have extremely rich physics potential [172–202] at different projected luminosities [203–206] including conceptually interesting beam dump facilities [207, 208]. In addition to that both electron and positron can be replaced by back scattered photons to propose photon photon collider. Taking $e^-\gamma$ and $\gamma\gamma$ colliders under consideration we propose some interesting and unique signatures from the seesaw models which can be significant to test neutrino mass generation mechanism in future.

In case of type-I seesaw the SM singlet heavy neutrino can be produced at $e^-\gamma$ colliders in association with W

boson. The heavy neutrino then can decay into charged lepton and W boson. The leptonic decay of the associated W can produce same sign dilepton (SSDL) and hadronic decay can produce multi-jet signatures provided that the W boson from the heavy neutrino decays into jets. In $e^- \gamma$ colliders we directly produce the first generation heavy neutrino which couples with electron dominantly. The SSDL signature is unlikely to observe from a single heavy neutrino production at the electron positron colliders. As a result this mode could be an interesting complementarity check of the neutrino mass generation mechanism. We also consider the opposite sign dilepton (OSDL) signal to study limits on the mixing angle and compare with those obtained from the SSDL scenarios.

In case of type-II seesaw the triplet scalar has single and double charged multiplets. Doubly charged multiplet can be produced at $e^- \gamma$ collider in association with charged leptons and at $\gamma \gamma$ collider in pair. The doubly charged multiplet can decay into pair of W bosons or pair of charged leptons giving lepton number and flavor violating signatures which could be probed at these colliders. The leptonic decay of the doubly charged Higgs involve the Yukawa coupling which depends on the neutrino mass hierarchy. Investigation of such decay modes from the charged multiplets of the triplet scalar may enlighten the order of the light neutrino mass at the $e^- \gamma$ and $\gamma \gamma$ colliders.

In case of type-III seesaw the triplet fermion consisting of neutral and charged multiplets can be produced at the $e^- \gamma$ colliders. Due to the high mass bound on the triplet fermion from the LHC, we investigate the boosted decay of the gauge bosons from the neutral and charged multiplets of the triplet fermion. In case of neutral multiplet we study the SSDL signature with boosted W boson from the neutral multiplet of the triplet fermion. On the other hand we investigate the production of the charged multiplet in association with Z boson. Considering the leptonic decay mode of the associated Z boson and boosted Z boson decay from the charged multiplet of the triplet fermion, we investigate a trilepton signature with a fat-jet. Due to the presence of the visible final states, we may reconstruct the triplet fermion involved in the neutrino mass generation mechanism.

The paper is arranged in the following way. In Sec. II we discuss the testable seesaw models at the tree level. We calculate the production cross sections of the BSM particles in Sec. III in the context of electron photon and photon photon colliders. In Sec. IV we discuss collider analyses of different production modes of the BSM particles. Finally we conclude the article in Sec. V.

II. TESTABLE SEESAW MODELS AT THE TREE LEVEL

Mechanism of neutrino mass generation has been proposed in many ways which can explain the origin of tiny neutrino mass and flavor mixing leading to a variety of reach phenomenology. The common scenarios are known as type-I seesaw where SM is extended by SM singlet heavy Majorana neutrinos, type-II seesaw where SM is extended by $SU(2)_L$ triplet scalar and type-III seesaw where SM is extended by $SU(2)_L$ triplet fermion respectively. In the following section we give a comprehensive review of type-I, II and III seesaw mechanisms:

A. Singlet fermion induced tree level seesaw scenario

In case of type-I seesaw scenario, SM singlet RHNs (N_R^β) are introduced. The RHNs directly couple with the SM lepton doublets (ℓ_L^α) and the SM Higgs doublet (H). The relevant part of the interaction Lagrangian is written below as

$$\mathcal{L}_{\text{int}} \supset -y_D^{\alpha\beta} \bar{\ell}_L^\alpha H N_R^\beta - \frac{1}{2} m_N^{\alpha\beta} \overline{N_R^{\alpha C}} N_R^\beta + H.c.. \quad (1)$$

where α and β are flavor indices. After the spontaneous electroweak symmetry breaking through the VEV of the Higgs field, $H = \left(\frac{v}{\sqrt{2}} \ 0 \right)^T$, we obtain the Dirac mass matrix as $M_D = \frac{y_D v}{\sqrt{2}}$. We write down the neutrino mass matrix

below using the Dirac and Majorana mass matrices as

$$M_\nu = \begin{pmatrix} 0 & M_D \\ M_D^T & M_N \end{pmatrix}. \quad (2)$$

Hence diagonalizing Eq. 2, we obtain the seesaw formula for the light Majorana neutrinos as

$$m_\nu \simeq -M_D M_N^{-1} M_D^T. \quad (3)$$

For example using $M_N \simeq 100$ GeV, we may obtain $y_D \sim 10^{-6}$ with $m_\nu \simeq 0.1$ eV. However, in the general parameterization for the seesaw formula [209], Dirac Yukawa coupling y_D can be $\mathcal{O}(1)$, and in this paper we consider such a scenario.

Assuming $M_D M_N^{-1} \ll 1$, the light neutrino flavor eigenstates (ν) can be expressed as a combination of the light (ν_m) and heavy (N_m) neutrino mass eigenstates in the following way

$$\nu \simeq \mathcal{N} \nu_m + V N_m, \quad (4)$$

where

$$V = M_D M_N^{-1}, \quad \mathcal{N} = \left(1 - \frac{1}{2} \epsilon\right) U_{\text{PMNS}}, \quad (5)$$

with $\epsilon = V^* V^T$, and U_{PMNS} is the usual neutrino mixing matrix by which the mass matrix m_ν is diagonalized as

$$U_{\text{PMNS}}^T m_\nu U_{\text{PMNS}} = \text{diag}(m_1, m_2, m_3). \quad (6)$$

In the presence of ϵ , the mixing matrix \mathcal{N} is not unitary [210–213]. Replacing the flavor eigenstates from Eq. 4 in the charged current (CC) interaction of the SM we obtain the modified form the \mathcal{L}_{CC} in the following as

$$\mathcal{L}_{\text{CC}} = -\frac{g}{\sqrt{2}} W_\mu \bar{e} \gamma^\mu P_L (\mathcal{N} \nu_m + V N_m) + \text{h.c.}, \quad (7)$$

where e denotes the three generations of the charged leptons in the vector form, and $P_{L(R)} = \frac{1}{2}(1 \mp \gamma_5)$ are the projection operators. Similarly, replacing the flavor eigenstate of the light neutrinos in terms of the mass eigenstates from Eq. 4 in the SM neutral current (NC) interaction we obtain

$$\mathcal{L}_{\text{NC}} = -\frac{g}{2c_w} Z_\mu [\bar{\nu}_m \gamma^\mu P_L (\mathcal{N}^\dagger \mathcal{N}) \nu_m + \bar{N}_m \gamma^\mu P_L (V^\dagger V) N_m + \{\bar{\nu}_m \gamma^\mu P_L (\mathcal{N}^\dagger V) N_m + \text{h.c.}\}], \quad (8)$$

where $c_w = \cos \theta_w$ is the weak mixing angle. Because of non-unitarity of the matrix \mathcal{N} , $\mathcal{N}^\dagger \mathcal{N} \neq 1$, the flavor-changing neutral current occurs.

The dominant decay modes of the heavy neutrino when it's heavier than the SM gauge and scalar bosons are $N \rightarrow \ell W$, $\nu_\ell Z$, $\nu_\ell h$, respectively and the corresponding partial decay widths are respectively given by

$$\begin{aligned} \Gamma(N_i \rightarrow \ell_\alpha W) &= \frac{g^2 |V_{i\alpha}|^2 (M_N^2 - M_W^2)^2 (M_N^2 + 2M_W^2)}{64\pi M_N^3 M_W^2}, \\ \Gamma(N_i \rightarrow \nu_\alpha Z) &= \frac{g^2 |V_{i\alpha}|^2 (M_N^2 - M_Z^2)^2 (M_N^2 + 2M_Z^2)}{128\pi c_w^2 M_N^3 M_Z^2}, \\ \Gamma(N_i \rightarrow \nu_\alpha h) &= \frac{|V_{i\alpha}|^2 (M_N^2 - M_h^2)^2 \left(\frac{1}{v}\right)^2}{32\pi M_N}. \end{aligned} \quad (9)$$

The partial decay width of the heavy neutrino into charged gauge bosons being twice as large as neutral one owing to the two degrees of freedom of (W^\pm). When heavy neutrinos are in the mass range $10 \text{ GeV} \leq M_N < M_W$, they

undergo mainly through three body decay channels. In this case, the partial decay widths of N_i can be approximately given by

$$\Gamma(N_i \rightarrow \ell_\alpha^- \ell_\beta^+ \nu_{\ell_\beta}) = \Gamma(N_i \rightarrow \ell_\alpha^+ \ell_\beta^- \bar{\nu}_{\ell_\beta}) \simeq |V_{\alpha i}|^2 \frac{G_F^2}{192\pi^3} M_{N_i}^5 \quad (\alpha \neq \beta), \quad (10)$$

$$\begin{aligned} \Gamma(N_i \rightarrow \ell_\beta^- \ell_\beta^+ \nu_{\ell_\alpha}) &= \Gamma(N_i \rightarrow \ell_\beta^+ \ell_\beta^- \bar{\nu}_{\ell_\alpha}) \\ &\simeq |V_{\alpha i}|^2 \frac{G_F^2}{192\pi^3} M_{N_i}^5 \left(\frac{1}{4} \cos^2 2\theta_W + \sin^4 \theta_W \right) \quad (\alpha \neq \beta), \end{aligned} \quad (11)$$

$$\begin{aligned} \Gamma(N_i \rightarrow \ell_\alpha^- \ell_\alpha^+ \nu_{\ell_\alpha}) &= \Gamma(N_i \rightarrow \ell_\alpha^+ \ell_\alpha^- \bar{\nu}_{\ell_\alpha}) \\ &\simeq |V_{\alpha i}|^2 \frac{G_F^2}{192\pi^3} M_{N_i}^5 \left(\frac{1}{4} \cos^2 2\theta_W + \cos 2\theta_W + \sin^4 \theta_W \right), \end{aligned} \quad (12)$$

$$\Gamma(N_i \rightarrow \nu_\beta \bar{\nu}_\beta \nu_{\ell_\alpha}) = \Gamma(N_i \rightarrow \nu_\beta \bar{\nu}_\beta \bar{\nu}_{\ell_\alpha}) \simeq |V_{\alpha i}|^2 \frac{1}{4} \frac{G_F^2}{192\pi^3} M_{N_i}^5, \quad (13)$$

$$\Gamma(N_i \rightarrow \ell_\alpha^- q_a \bar{q}_b) = \Gamma(N_i \rightarrow \ell_\alpha^+ \bar{q}_a q_b) \simeq N_c |V_{\alpha i}|^2 |V_{\text{CKM}}^{ab}|^2 \frac{G_F^2}{192\pi^3} M_{N_i}^5, \quad (14)$$

$$\Gamma(N_i \rightarrow q_a \bar{q}_a \nu_{\ell_\alpha}) = \Gamma(N_i \rightarrow q_a \bar{q}_a \bar{\nu}_{\ell_\alpha}) \simeq N_c |V_{\alpha i}|^2 \frac{G_F^2}{192\pi^3} M_{N_i}^5 2 (|g_V^q|^2 + |g_A^q|^2), \quad (15)$$

where

$$\begin{aligned} g_V^u &= \frac{1}{2} - \frac{4}{3} \sin^2 \theta_W, \quad g_A^u = -\frac{1}{2}, \\ g_V^d &= -\frac{1}{2} + \frac{2}{3} \sin^2 \theta_W, \quad g_A^d = \frac{1}{2}. \end{aligned} \quad (16)$$

respectively which come from the interaction between Z boson and the quarks. $N_c = 3$ is the color factor for the quarks. In Fig. 1, we show the branching ratios of heavy neutrinos N_i to various final states with the assumption

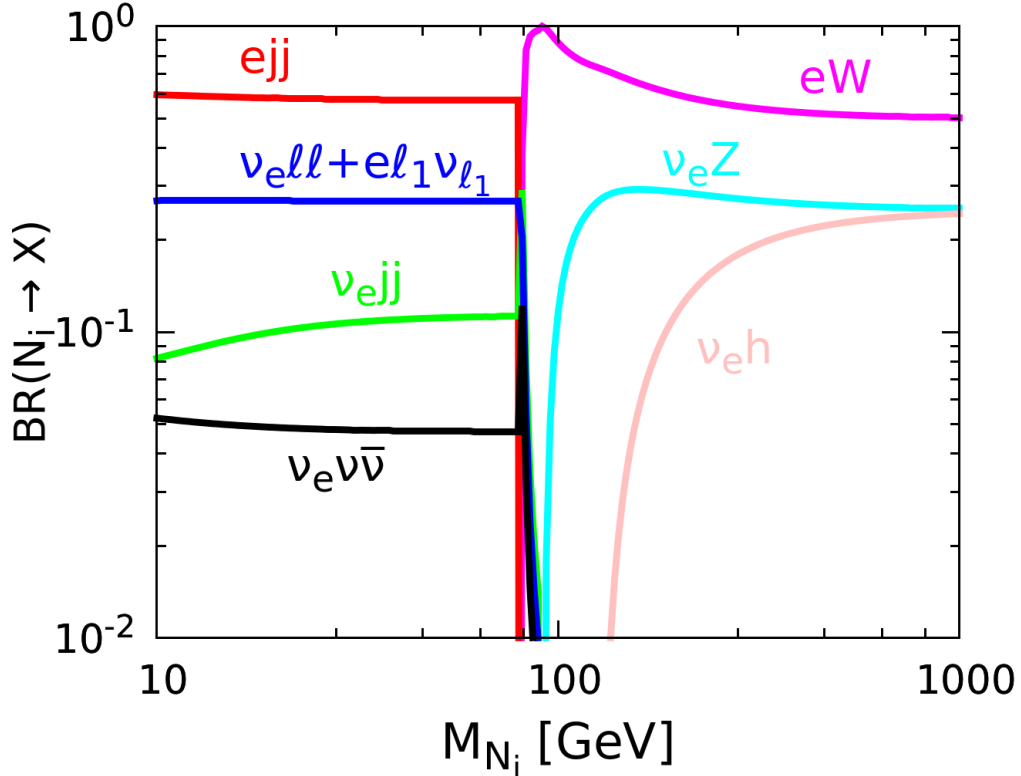


FIG. 1: Branching ratios of N_i to different final states under the assumption $V_{eN_i} = 1, V_{\mu N_i} = 0$ and $V_{\tau N_i} = 0$. We show the branching ratios to three body leptonic channels $e\ell_1\nu_{\ell_1} + \nu_e\ell\ell$, $\nu_e\nu\bar{\nu}$ and semi-leptonic channels such as ejj and ν_ejj , where $\ell = e, \mu, \tau$, $\ell_1 = \mu, \tau$. For relatively large M_{N_i} the two body decay channels such as eW , $\nu_e Z$ and $\nu_e h$ dominates.

$V_{eN_i} = 1, V_{\mu N_i} = 0$ and $V_{\tau N_i} = 0$. For mass range $M_{N_i} < M_W$, three body leptonic or semi-leptonic final states dominates, whereas for $M_{N_i} > M_W$, two body decay channels starts to dominate. Note that for large values of M_N with $|V_{\ell N_i}| \neq 0$, the branching ratios can be obtained as

$$\text{BR}(N_i \rightarrow \ell W) : \text{BR}(N_i \rightarrow \nu_\ell Z) : \text{BR}(N_i \rightarrow \nu_\ell h) = 2 : 1 : 1.$$

Note that for sufficiently small mixing and relatively small M_{N_i} , the heavy neutrinos are long-lived particles that can travel macroscopic distances before they decay, giving rise to displaced vertex signatures. In our study we consider mass and mixing angle to be free parameter and the mixing angle is always large enough to have prompt decay.

B. Triplet scalar induced tree level seesaw scenario

Here we focus on type-II seesaw scenario [105–109]. It introduces one heavy $SU(2)_L$ triplet scalar $\Delta = (\Delta^{++}, \Delta^+, \Delta^0)^T$, with hypercharge $Y_\Delta = 2$. It is convenient to describe Δ in its matrix form as

$$\Delta = \begin{pmatrix} \Delta^+/\sqrt{2} & \Delta^{++} \\ \Delta^0 & -\Delta^+/\sqrt{2} \end{pmatrix}. \quad (17)$$

The new triplet scalar field Δ , being a triplet under $SU(2)_L$ interacts with the SM gauge bosons. In addition to the gauge interactions, Δ has Yukawa interaction with the SM lepton doublet. The relevant Lagrangian reads as

$$\mathcal{L}_{\text{type II}} = [iY_{\Delta\alpha\beta}L_\alpha^T C^{-1}\tau_2\Delta L_\beta + \text{h.c.}] + (D_\mu\Phi)^\dagger(D^\mu\Phi) + (D_\mu\Delta)^\dagger(D^\mu\Delta) - V(\Phi, \Delta), \quad (18)$$

where $Y_\Delta^{\alpha\beta}$ is a symmetric complex matrix, L_α are lepton doublets, C is the charge conjugation operator, and D_μ is the covariant derivative of the related scalar field. The scalar potential $V(\Phi, \Delta)$ is given as,

$$\begin{aligned} V(\Phi, \Delta) = & -m_\Phi^2\Phi^\dagger\Phi + \frac{\lambda}{4}(\Phi^\dagger\Phi)^2 + \tilde{M}_\Delta^2\text{Tr}[\Delta^\dagger\Delta] + \lambda_2[\text{Tr}\Delta^\dagger\Delta]^2 + \lambda_3\text{Tr}[\Delta^\dagger\Delta]^2 \\ & + [\mu\Phi^T i\sigma_2\Delta^\dagger\Phi + \text{h.c.}] + \lambda_1(\Phi^\dagger\Phi)\text{Tr}[\Delta^\dagger\Delta] + \lambda_4\Phi^\dagger\Delta\Delta^\dagger\Phi. \end{aligned} \quad (19)$$

A tiny induced VEV for the triplet characterizes the Higgs triplet UV-completion of the Weinberg operator. Minimization of the total potential $V(\Phi, \Delta)$ leads to the relations

$$\tilde{M}_\Delta^2 = M_\Delta^2 - \frac{1}{2}[2v_\Delta^2(\lambda_2 + \lambda_3) + v_\Phi^2(\lambda_1 + \lambda_4)], \quad \text{with } M_\Delta^2 \equiv \frac{v_\Phi^2\mu}{\sqrt{2}v_\Delta}. \quad (20)$$

$$m_\Phi^2 = \frac{1}{2}\left[\frac{v_\Phi^2\lambda}{2} + v_\Delta^2(\lambda_1 + \lambda_4) - 2\sqrt{2}\mu v_\Delta\right]. \quad (21)$$

In the limit $M_\Delta \gg v_\Phi$, which is consistent with all the existing constraints, we can solve Eq. (20) for v_Δ . Keeping terms of $\mathcal{O}(v_\Phi/M_\Delta)$ we get the small induced triplet VEV

$$v_\Delta \approx \frac{\mu v_\Phi^2}{\sqrt{2}\tilde{M}_\Delta^2}. \quad (22)$$

The light neutrino mass can be produced from the type-II scenario using the Yukawa interaction between the scalar triplet and SM lepton doublets given in Eq. 18 as

$$m_\nu = \sqrt{2}Y_\Delta v_\Delta = Y_\Delta \frac{\mu v_\Phi^2}{\tilde{M}_\Delta^2}. \quad (23)$$

From the observed light neutrino mass constraints, the triplet Yukawa and the triplet VEV can be written using the U_{PMNS} matrix depending on the neutrino oscillation data in the following way

$$Y_\Delta = \frac{1}{\sqrt{2}v_\Delta}U_{\text{PMNS}}m_\nu^{\text{diag}}U_{\text{PMNS}}^T, \quad (24)$$

where m_ν^{diag} is the neutrino mass eigenvalues which further depends on the neutrino oscillation data and the normal and inverted orderings of the light neutrino masses. Eq. (22) explicitly shows that the smallness of the triplet VEV can be induced either by a small μ , or by a large value for \tilde{M}_Δ . We can write the doublet and triplet neutral fields as follows after spontaneous symmetry breaking:

$$\Delta = \frac{1}{\sqrt{2}} \begin{pmatrix} \Delta^+ & \sqrt{2}\Delta^{++} \\ v_\Delta + h_\Delta + i\eta_\Delta & -\Delta^+ \end{pmatrix}, \quad \Phi = \frac{1}{\sqrt{2}} \begin{pmatrix} \sqrt{2}\Phi^+ \\ v + h_\Phi + i\eta_\Phi \end{pmatrix}. \quad (25)$$

Scalar sector contains 10 degrees of freedom, among which, after EW breaking, seven remain as physical fields with definite masses: $H^{\pm\pm}$, H^\pm , and the neutral Higgs bosons h , H^0 and A^0 . The doubly-charged Higgs $H^{\pm\pm}$ is simply the $\Delta^{\pm\pm}$ present in Δ . The physical masses of doubly charged Higgs bosons $H^{\pm\pm}$ can be written as:

$$m_{H^{++}}^2 = M_\Delta^2 - v_\Delta^2 \lambda_3 - \frac{\lambda_4}{2} v_\Phi^2. \quad (26)$$

The other mass eigenstates can be obtained by rotating the gauge eigenstates as shown below:

$$\begin{pmatrix} \Phi^\pm \\ \Delta^\pm \end{pmatrix} = R(\beta_\pm) \begin{pmatrix} H^\pm \\ G^\pm \end{pmatrix}, \quad \begin{pmatrix} h_\Phi \\ h_\Delta \end{pmatrix} = R(\alpha) \begin{pmatrix} h \\ H^0 \end{pmatrix}, \\ \begin{pmatrix} \eta_\Phi \\ \eta_\Delta \end{pmatrix} = R(\beta_0) \begin{pmatrix} A^0 \\ G^0 \end{pmatrix}, \quad R(\theta) = \begin{pmatrix} \cos \theta & -\sin \theta \\ \sin \theta & \cos \theta \end{pmatrix},$$

where β^\pm, β_0 and α are the rotation angles with $\tan \beta^\pm = \frac{\sqrt{2}v_\Delta}{v_\Phi}$, $\tan \beta_0 = \frac{2v_\Delta}{v_\Phi}$ and $\tan(2\alpha) = \frac{2B}{A-C}$ where,

$$A = \frac{\lambda}{2} v_\Phi^2, \quad B = v_\Phi(-\sqrt{2}\mu + (\lambda_1 + \lambda_4)v_\Delta), \quad C = M_\Delta^2 + 2(\lambda_2 + \lambda_3)v_\Delta^2. \quad (27)$$

The two scalar fields Φ^\pm and Δ^\pm from Φ and Δ mix, giving H^\pm and the unphysical charged Goldstone G^\pm . The physical masses of singly-charged Higgs bosons H^\pm can be written as:

$$m_{H^\pm}^2 = \left(M_\Delta^2 - \frac{\lambda_4}{4} v_\Phi^2 \right) \left(1 + \frac{2v_\Delta^2}{v_\Phi^2} \right). \quad (28)$$

Similarly, η_Δ and η_Φ will mix and give rise to the CP-odd scalar A^0 and the neutral Goldstone boson G^0 which becomes the longitudinal mode of Z boson. The mass of this CP-odd Higgs field A^0 has the following mass:

$$m_{A^0}^2 = M_\Delta^2 \left(1 + \frac{4v_\Delta^2}{v_\Phi^2} \right). \quad (29)$$

Finally, CP-even fields h_Δ and h_Φ will mix and give rise to the SM Higgs boson h and a heavy Higgs boson H^0 . The masses of h and H^0 have the following physical masses:

$$m_h^2 = \frac{1}{2} [A + C - \sqrt{(A - C)^2 + 4B^2}], \quad (30)$$

$$m_{H^0}^2 = \frac{1}{2} [A + C + \sqrt{(A - C)^2 + 4B^2}]. \quad (31)$$

The triplet VEV v_Δ is subject to constraint coming from ρ parameter. The ρ parameter leads to upper bound of $\mathcal{O}(1 \text{ GeV})$ on the triplet VEV v_Δ [1]. For $v_\Delta \ll v_\Phi$, the masses of the physical Higgs bosons can be approximated as follows:

$$m_{H^{\pm\pm}}^2 \simeq M_\Delta^2 - \frac{\lambda_4}{2} v_\Phi^2, \quad m_{H^\pm}^2 \simeq M_\Delta^2 - \frac{\lambda_4}{4} v_\Phi^2, \quad m_h^2 \simeq 2\lambda v_\Phi^2 \quad \text{and} \quad m_{H^0}^2 \simeq m_{A^0}^2 \simeq M_\Delta^2, \quad (32)$$

so their mass-squared differences are given by:

$$m_{H^\pm}^2 - m_{H^{\pm\pm}}^2 \approx m_{H^0/A^0}^2 - m_{H^\pm}^2 \approx \frac{\lambda_4}{4} v_\Phi^2. \quad (33)$$

We further define the two mass-splittings as follows:

$$\delta m_1 = m_{H^0} - m_{H^\pm}, \quad \delta m_2 = m_{H^\pm} - m_{H^{\pm\pm}}. \quad (34)$$

With the assumptions $v_\Delta \ll v_\Phi$ and $M_\Delta^2 \gg |\lambda_4|v_\Phi^2$, the two mass-splittings $\delta m_{1,2}$ can be approximated as

$$\Delta m \equiv \delta m_{1,2} \approx \frac{\lambda_4}{8} \frac{v_\Phi^2}{M_\Delta}. \quad (35)$$

Hence, the masses of all the physical Higgs states can be written in terms of just two parameters: $m_{H^{\pm\pm}}$ and Δm . Note that λ_4 should be small as a relatively large value of this quartic coupling at the electroweak scale can become non-perturbative at high energies even below the Planck scale. Also the mass splitting $\Delta m = m_{H^\pm} - m_{H^{\pm\pm}}$ affects the electroweak precision data observables, such as S, T and U parameters. These put a tight constraints on the mass splitting $|\Delta m| \lesssim 40$ GeV [114, 117, 214, 215]. Note that, three different mass spectra are expected depending on the value (sign) of λ_4 , as: (1). $\lambda_4 = 0$: $\Delta m \approx 0$ ($m_{H^{\pm\pm}} \simeq m_{H^\pm} \simeq m_{H^0/A^0}$), (2). $\lambda_4 < 0$: $\Delta m < 0$ ($m_{H^{\pm\pm}} > m_{H^\pm} > m_{H^0/A^0}$) and (3). $\lambda_4 > 0$: $\Delta m > 0$ ($m_{H^{\pm\pm}} < m_{H^\pm} < m_{H^0/A^0}$). These will be important for our later discussions. The Higgs triplet has, of course, interaction with gauge bosons, as well as Yukawa couplings to the SM fermions. This opens up a number of possible decay modes. We write down all possible partial decay widths of the charged multiplets $H^{\pm\pm}$ and H^\pm of the triplet scalar. The relevant partial decay widths of $H^{\pm\pm}$ in the case of degenerate scenario ($\delta m \approx 0$) are written below

$$\Gamma(H^{\pm\pm} \rightarrow l_i^\pm l_j^\pm) = \frac{m_{H^{\pm\pm}}}{(1 + \delta_{ij})8\pi} \left| \frac{m_{ij}^\nu}{v_\Delta} \right|^2, \quad m^\nu = Y_\Delta v_\Delta / \sqrt{2}, \quad (36)$$

$$\Gamma(H^{\pm\pm} \rightarrow W^\pm W^\pm) = \frac{g^2 v_\Delta^2}{8\pi m_{H^{\pm\pm}}} \sqrt{1 - \frac{4}{r_W^2}} [(2 + (r_W/2 - 1)^2)], \quad (37)$$

where $r_W = \frac{m_{H^{\pm\pm}}}{M_W}$. Here m^ν denotes the neutrino mass matrix, i, j are the generation indices. For the case of negative mass splitting ($\delta m < 0$), one must also consider the additional decay channel:

$$\Gamma(H^{\pm\pm} \rightarrow H^\pm W^{\pm*}) = \frac{9g^4 m_{H^{\pm\pm}} \cos^2 \beta_\pm}{128\pi^3} G\left(\frac{m_{H^\pm}^2}{m_{H^{\pm\pm}}^2}, \frac{m_W^2}{m_{H^{\pm\pm}}^2}\right), \quad (38)$$

where $\tan \beta_\pm = \frac{\sqrt{2}v_\Delta}{v_\Phi}$ and the functions $\lambda(x, y)$, $G(x, y)$ are given as

$$\lambda(x, y) = (1 - x - y)^2 - 4xy, \quad (39)$$

$$G(x, y) = \frac{1}{12y} \left[2(-1 + x)^3 - 9(-1 + x^2)y + 6(-1 + x)y^2 - 6(1 + x - y)y\sqrt{-\lambda(x, y)} \right] \left\{ \tan^{-1} \left(\frac{1 - x + y}{\sqrt{-\lambda(x, y)}} \right) + \tan^{-1} \left(\frac{1 - x - y}{\sqrt{-\lambda(x, y)}} \right) \right\} - 3 \left[1 + (x - y)^2 - 2y \right] y \log x, \quad (40)$$

The relevant partial decay widths of H^\pm in the case of degenerate scenario ($\delta m \approx 0$) are written below

$$\Gamma(H^\pm \rightarrow q\bar{q}') = \frac{3m_{H^\pm}^3 \sin^2 \beta_\pm}{8\pi v_\Phi^2} \left[\left(\frac{m_q^2}{m_{H^\pm}^2} + \frac{m_{q'}^2}{m_{H^\pm}^2} \right) \left(1 - \frac{m_q^2}{m_{H^\pm}^2} - \frac{m_{q'}^2}{m_{H^\pm}^2} \right) - 4 \frac{m_q^2}{m_{H^\pm}^2} \frac{m_{q'}^2}{m_{H^\pm}^2} \right] \lambda^{\frac{1}{2}} \left(\frac{m_q^2}{m_{H^\pm}^2}, \frac{m_{q'}^2}{m_{H^\pm}^2} \right), \quad (41)$$

$$\Gamma(H^\pm \rightarrow \ell_i^\pm \nu_j) = \frac{m_{H^\pm}}{8\pi v_\Phi^2} \left(\delta_{ij} m_i^2 \sin^2 \beta_\pm + |Y_\Delta^{ij}|^2 v_\Phi^2 \cos^2 \beta_\pm \right) \left(1 - \frac{m_i^2}{m_{H^\pm}^2} \right)^2, \quad (42)$$

$$\Gamma(H^\pm \rightarrow W^\pm Z) = \frac{g^4 v_\Delta^2 \cos^2 \beta_\pm}{32\pi \cos^2 \theta_w m_{H^\pm}} \left[\lambda \left(\frac{m_W^2}{m_{H^\pm}^2}, \frac{m_Z^2}{m_{H^\pm}^2} \right) \right]^{1/2} \left[2 + \frac{m_{H^\pm}^4}{4m_W^2 m_Z^2} \left(1 - \frac{m_W^2}{m_{H^\pm}^2} - \frac{m_Z^2}{m_{H^\pm}^2} \right)^2 \right]. \quad (43)$$

For the case of non-zero mass splitting $|\delta m| \neq 0$, one also has the following decay channels for H^\pm :

$$\Gamma(H^\pm \rightarrow H^0/AW^{\pm*}) = \frac{9g^4 m_{H^\pm}}{512\pi^3} \xi_{H^\pm W^\mp H^0/A}^2 G\left(\frac{m_{H^0/A}^2}{m_{H^\pm}^2}, \frac{m_W^2}{m_{H^\pm}^2}\right); \text{ for } \delta m < 0, \quad (44)$$

$$\Gamma(H^\pm \rightarrow H^{\pm\pm}W^{\mp*}) = \frac{9g^4 m_{H^\pm} \cos^2 \beta_\pm}{128\pi^3} G\left(\frac{m_{H^{\pm\pm}}^2}{m_{H^\pm}^2}, \frac{m_W^2}{m_{H^\pm}^2}\right); \text{ for } \delta m > 0, \quad (45)$$

where $\xi_{H^\pm W^\mp \hat{\varphi}} = \cos \alpha \sin \beta_\pm - \sqrt{2} \sin \alpha \cos \beta_\pm$, $\sin \alpha \sin \beta_\pm + \sqrt{2} \cos \alpha \cos \beta_\pm$, $\sin \beta_0 \sin \beta_\pm + \sqrt{2} \cos \beta_0 \cos \beta_\pm$, for $\hat{\varphi} = h^0, H^0, A$, $\tan(2\alpha) = \frac{2B}{A-C}$ and $\tan \beta_0 = \frac{2v_\Delta}{v_\Phi}$. In Fig. 2, we display the branching ratios of $H^{\pm\pm}$ for $m_{H^{\pm\pm}} = 1$ TeV

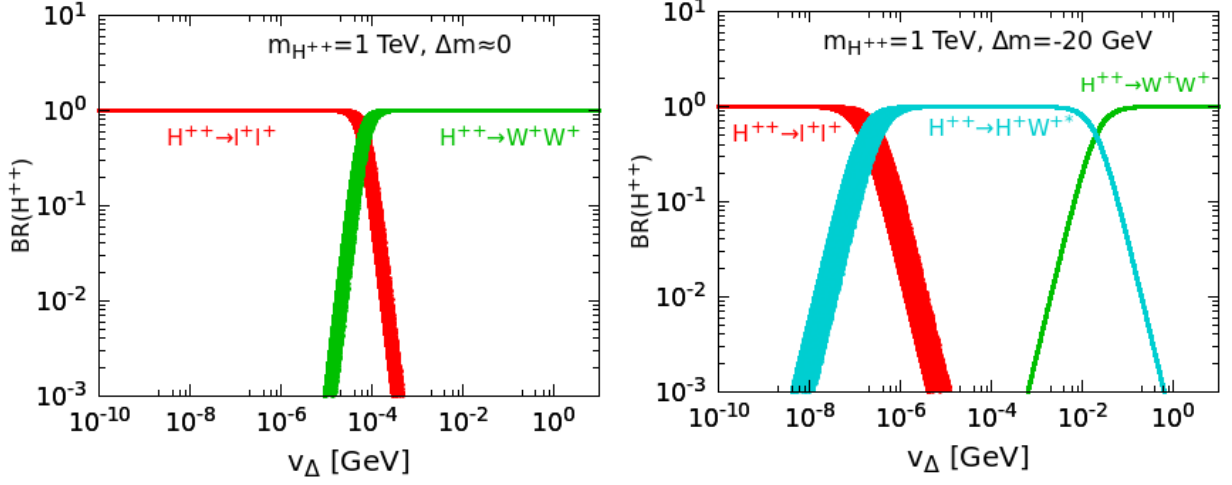


FIG. 2: Branching ratios of $H^{\pm\pm}$ for mass $m_{H^{\pm\pm}} = 1$ TeV with mass splitting $\Delta m \approx 0$ (left-panel) and $\Delta m = -20$ GeV (right-panel), respectively. The red, green and cyan points stand for the decay mode $H^{\pm\pm} \rightarrow \ell^\pm \ell^\pm$, $H^{\pm\pm} \rightarrow W^\pm W^\pm$ and $H^{\pm\pm} \rightarrow H^\pm W^{\pm*}$, respectively. Note that the decay mode $H^{\pm\pm} \rightarrow H^\pm W^{\pm*}$ is only open when mass-splitting is negative and further dominates in the intermediate triplet VEV region when mass-splitting is relatively large. The Dirac phase δ_{CP} is varied in the range $[-\pi : \pi]$ and other oscillation parameters are varied within their 3σ ranges whereas the lightest neutrino mass is varied in the range $10^{-4} \text{ eV} \leq m_{\text{lightest}} < 0.1 \text{ eV}$.

with mass splitting $\Delta m \approx 0$ (left panel) and $\Delta m = -20$ GeV (right panel), respectively. For the case of small mass splitting, depending on the magnitude of the triplet VEV v_Δ , $H^{\pm\pm}$ mainly decay to same-sign dileptons ($v_\Delta \leq 10^{-4}$ GeV) or gauge bosons ($v_\Delta > 10^{-4}$ GeV). On the other hand from the right panel of Fig. 2 we see that with relatively large negative mass splitting, the cascade decay $H^{\pm\pm} \rightarrow H^\pm W^{\pm*}$ quickly dominate over the leptonic and diboson decay modes in the intermediate triplet VEV region. The branching ratio of the singly-charged Higgs H^\pm into various channels is depicted in Figs. 3. H^\pm has four decay modes: (i) leptonic decay, i.e. $\ell^\pm \nu$, (ii) hadronic decay, i.e. $q\bar{q}'$, (iii) diboson decay, i.e. $W^\pm Z$, $W^\pm h$ and (iv) cascade decay, i.e. $H^0/AW^{\pm*}$ ($\delta m < 0$) or $H^{\pm\pm}W^{\mp*}$ ($\delta m > 0$). When comparing the left and right panels in Fig. 3, we can see that cascade decays dominate in the intermediate triplet VEV area for relatively significant mass splitting. The branching ratio pattern for singly-charged scalar decays is extremely sensitive to mass splitting and the triplet VEV, as it is for doubly-charged scalar decays. In both Figs. 2 and 3, the band for various decay modes are due to the variation of oscillation parameters. The lightest neutrino mass is varied in the range $10^{-4} \text{ eV} \leq m_{\text{lightest}} \leq 0.1 \text{ eV}$. The Dirac phase δ_{CP} is varied in the range $[-\pi : \pi]$ and other oscillation parameters are varied within their 3σ ranges [118, 119].

The tightest constraint on triplet scalar comes basically from doubly charged Higgs scalar searches at LHC. One clearly sees from Fig. 2 that the collider search strategy for the doubly charged Higgs boson crucially depends on the value of the triplet VEV v_Δ and mass splitting Δm . The direct limit on $m_{H^{\pm\pm}}$ has been derived from collider searches of multi-lepton final states assuming $\Delta m \approx 0$. Stringent constraints on $m_{H^{\pm\pm}}$ have been placed by the 13 TeV LHC

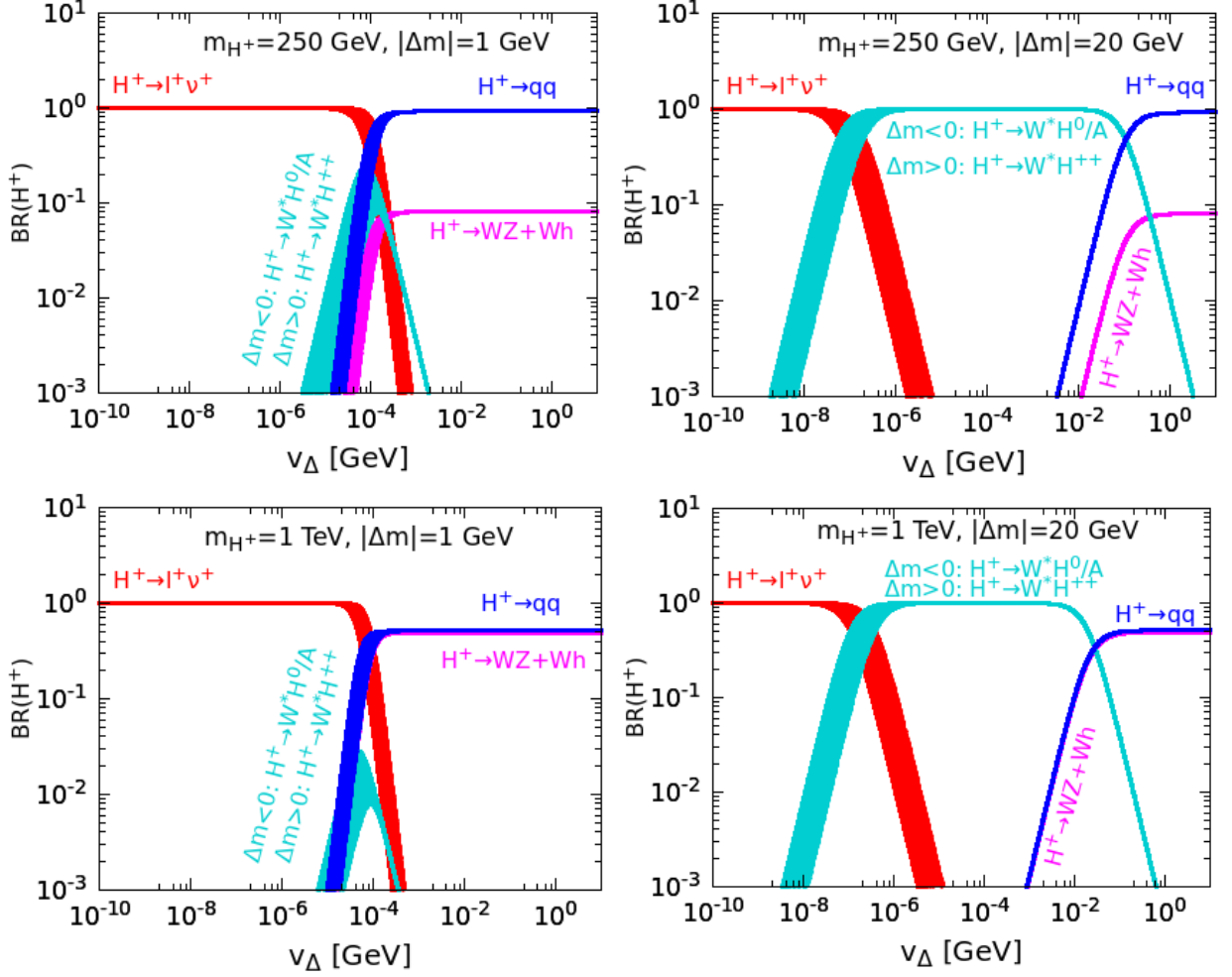


FIG. 3: Branching ratios of H^\pm for mass $m_{H^\pm} = 250$ GeV (top-panel) and $m_{H^\pm} = 1$ TeV (bottom-panel) with mass splitting $|\Delta m| = 1$ GeV (left-panel) and $|\Delta m| = 20$ GeV (right-panel). The singly-charged Higgs boson H^\pm has four decay modes: (i) $\ell^\pm\nu$ (red), (ii) qq (blue), (iii) $W^\pm Z + W^\pm h$ (magenta) and (iv) H^0/AW^* ($\Delta m < 0$) (cyan) or $H^\pm W^\mp$ ($\Delta m > 0$) (cyan). For large mass of H^\pm , hadronic and dibosonic decay modes almost coincides. The oscillation parameters are varied again in same manner as in Fig. 2.

searches by analysing Drell-Yan production $pp \rightarrow H^{++}H^{--}$ and subsequent decay in the $H^{\pm\pm} \rightarrow \ell^\pm\ell^\pm$ channel. In addition to this LHC has also studied the associated production of $H^{\pm\pm}H^\mp$ through s-channel W^\pm exchange, followed by $H^{\pm\pm}$ decay to charged lepton pair and $H^\pm \rightarrow \ell^\pm\nu$. This combined channel of Drell-Yan production and associated production gives the constraint $m_{H^{\pm\pm}} > 820$ GeV [121] at 95% C.L. ATLAS searches only include the Drell-Yan production and the bound is $m_{H^{\pm\pm}} > 870$ GeV at 95% C.L [120]. LEP has also searched for $H^{\pm\pm}H^\mp$ pair production through s-channel γ/Z exchange, with subsequent decay of $H^{\pm\pm}$ into charged lepton pairs and they put constraint as $m_{H^{\pm\pm}} > 97.3$ GeV [124] at 95% C.L. These limits hold only for small triplet VEV, $v_\Delta < 10^{-4}$ GeV. For large triplet VEV $v_\Delta > 10^{-4}$ GeV, $H^{\pm\pm}$ decay dominantly to diboson mode $W^\pm W^\pm$ and hence a search via pair-production $H^{\pm\pm}H^\mp$, with subsequent decay into gauge boson and further to leptonic final states is required. The ATLAS collaboration has studied this channel and constrained the doubly-charged Higgs mass around 220 GeV [122]. Searches for singly-charged and neutral scalars [145–150], on the other hand, do not apply to the type-II seesaw because the involved couplings are v_Δ^2 suppressed.

C. Triplet fermion induced tree level seesaw scenario

Type-III seesaw is an unique possibility to describe the origin of tiny neutrino mass and flavor mixing where SM is extended by zero hypercharge $SU(2)_L$ triplet fermion (Ψ). It allows us to generate tiny but nonzero mass term from the light neutrinos through the seesaw mechanism. We write down the Lagrangian in the following way

$$\mathcal{L} = \mathcal{L}_{\text{SM}} + \text{Tr}(\bar{\Psi}i\gamma^\mu D_\mu \Psi) - \frac{1}{2}M\text{Tr}(\bar{\Psi}\Psi^c + \bar{\Psi}^c\Psi) - \sqrt{2}(\bar{\ell}_L Y_D^\dagger \Psi H + H^\dagger \bar{\Psi} Y_D \ell_L). \quad (46)$$

Here D_μ and M denote the covariant derivative and Majorana mass term respectively. \mathcal{L}_{SM} is the relevant part of the SM Lagrangian involved in the type-III seesaw scenario. In this analysis we consider three generations of the triplet fermion which are degenerate in mass. Hence we consider M is proportional to $\mathbf{1}_{3 \times 3}$. Y_D is the Dirac Yukawa coupling among the triplet fermion (Ψ), SM lepton doublet (ℓ_L) and SM Higgs doublet (H) respectively. We suppress the generation indices for simplicity. We represent the SM candidates, the triplet fermion and its charged conjugate ($\Psi^c = C\bar{\Psi}^T$) involved in the type-III seesaw mechanism as

$$\ell_L = \begin{pmatrix} \nu_L \\ e_L \end{pmatrix}, \quad H = \begin{pmatrix} h^0 \\ h^- \end{pmatrix}, \quad \Psi = \begin{pmatrix} \Sigma^0/\sqrt{2} & \Sigma^+ \\ \Sigma^- & -\Sigma^0/\sqrt{2} \end{pmatrix} \quad \text{and} \quad \Psi^c = \begin{pmatrix} \Sigma^{0c}/\sqrt{2} & \Sigma^{-c} \\ \Sigma^{+c} & -\Sigma^{0c}/\sqrt{2} \end{pmatrix}. \quad (47)$$

When electroweak symmetry is broken, h^0 acquires a VEV as $h^0 = \frac{v+h}{\sqrt{2}}$ with $v = 246$ GeV. To study the mixing between Σ^\pm and the SM charged leptons we write the four degrees of freedom of each Σ^\pm in terms of a Dirac spinor such as $\Sigma = \Sigma_R^- + \Sigma_R^{+c}$ where as Σ^0 are two component fermions with two degrees of freedom. After electroweak symmetry breaking the corresponding Lagrangian can be written as

$$-\mathcal{L}_{\text{mass}} = (\bar{e}_L \quad \bar{\Sigma}_L) \begin{pmatrix} m_\ell & Y_D^\dagger v \\ 0 & M \end{pmatrix} \begin{pmatrix} e_R \\ \Sigma_R \end{pmatrix} + \frac{1}{2} (\bar{\nu}_L^c \quad \bar{\Sigma}_R^0) \begin{pmatrix} 0 & Y_D^T \frac{v}{\sqrt{2}} \\ Y_D \frac{v}{\sqrt{2}} & M \end{pmatrix} \begin{pmatrix} \nu_L \\ \Sigma_R^{0c} \end{pmatrix} + \text{h. c.}, \quad (48)$$

where m_ℓ is the Dirac mass term of the SM charged lepton. The 3×3 Dirac mass of the triplets can be written as

$$M_D = \frac{Y_D^T v}{\sqrt{2}}. \quad (49)$$

Diagonalizing the neutrino mass matrix in Eq. 48 we write the light neutrino mass eigenvalue in the following as

$$m_\nu \simeq -\frac{v^2}{2} Y_D^T M^{-1} Y_D = M_D M^{-1} M_D^T. \quad (50)$$

The mixing between the light and heavy mass eigenstates can be obtained as $\mathcal{O}(M_D M^{-1})$. The light neutrino flavor eigenstate can be written in terms of the light (ν_m) and heavy (Σ_m) mass eigenstates as

$$\nu = \mathcal{A}\nu_m + V\Sigma_m, \quad (51)$$

where $V = M_D M^{-1}$ and $\mathcal{A} = \left(1 - \frac{1}{2}\tilde{\epsilon}\right)U_{\text{PMNS}}$ respectively with $\tilde{\epsilon} = V^* V^T$ and U_{PMNS} is the 3×3 neutrino mixing matrix which diagonalizes the light neutrino mass matrix in the following way

$$U_{\text{PMNS}}^T m_\nu U_{\text{PMNS}} = \text{diag}(m_1, m_2, m_3). \quad (52)$$

Due to the presence of $\tilde{\epsilon}$ the mixing matrix (\mathcal{A}) becomes non-unitary, $\mathcal{A}^\dagger \mathcal{A} \neq 1$. Replacing the neutrino flavor eigenstates with the mass eigenstates from Eq. 51 in the SM we express the charged current (CC) interactions in the following way

$$\begin{aligned} -\mathcal{L}_{\text{CC}} &= \frac{g}{\sqrt{2}} (\bar{e} \quad \bar{\Sigma}) \gamma^\mu W_\mu^- P_L \begin{pmatrix} (1 + \frac{\epsilon}{2})U_{\text{PMNS}} & -\frac{Y_D^\dagger M^{-1} v}{\sqrt{2}} \\ 0 & \sqrt{2}(1 - \frac{\epsilon'}{2}) \end{pmatrix} \begin{pmatrix} \nu \\ \Sigma^0 \end{pmatrix} \\ &+ \frac{g}{\sqrt{2}} (\bar{e} \quad \bar{\Sigma}) \gamma^\mu W_\mu^- P_R \begin{pmatrix} 0 & -\sqrt{2}m_\ell Y_D^\dagger M^{-2} v \\ -\sqrt{2}M^{-1} Y_D (1 - \frac{\epsilon^*}{2}) V_{\text{PMNS}}^* & \sqrt{2}(1 - \frac{\epsilon'}{2}) \end{pmatrix} \begin{pmatrix} \nu \\ \Sigma^0 \end{pmatrix}. \end{aligned} \quad (53)$$

Similarly using Eq. 51 in the SM neutral current (NC) interaction for the leptons we obtain the modified NC interaction as

$$\begin{aligned}
-\mathcal{L}_{\text{NC}} &= \frac{g}{\cos\theta_W} (\bar{e} \ \bar{\Sigma}) \gamma^\mu Z_\mu P_L \begin{pmatrix} \frac{1}{2} - \cos^2\theta_W - \epsilon & \frac{Y_D^\dagger M^{-1} v}{2} \\ \frac{M^{-1} Y_D v}{2} & \epsilon' - \cos^2\theta_W \end{pmatrix} \begin{pmatrix} e \\ \Sigma \end{pmatrix} \\
&+ \frac{g}{\cos\theta_W} (\bar{e} \ \bar{\Sigma}) \gamma^\mu Z_\mu P_R \begin{pmatrix} 1 - \cos^2\theta_W & m_\ell Y_D^\dagger M^{-2} v \\ M^{-2} Y_D m_\ell v & -\cos^2\theta_W \end{pmatrix} \begin{pmatrix} e \\ \Sigma \end{pmatrix} \\
&+ (\bar{\nu} \ \bar{\Sigma}^0) \gamma^\mu Z_\mu P_L \begin{pmatrix} 1 - U_{\text{PMNS}}^\dagger \epsilon U_{\text{PMNS}} & \frac{U_{\text{PMNS}}^\dagger Y_D^\dagger M^{-1} v}{\sqrt{2}} \\ \frac{M^{-1} Y_D U_{\text{PMNS}} v}{\sqrt{2}} & \epsilon' \end{pmatrix} \begin{pmatrix} \nu \\ \Sigma^0 \end{pmatrix}, \tag{54}
\end{aligned}$$

where θ_W is the weak mixing angle. Now we write down the interaction Lagrangian among the triplet fermion, SM lepton doublet and SM Higgs doublet (H) in the following

$$\begin{aligned}
-\mathcal{L}_H &= \frac{g}{2M_W} (\bar{e} \ \bar{\Sigma}) h P_L \begin{pmatrix} -\frac{m_\ell}{v}(1-3\epsilon) & m_\ell Y_D^\dagger M^{-1} \\ Y_D(1-\epsilon) + M^{-2} Y_D m_\ell^2 & Y_D Y_D^\dagger M^{-1} v \end{pmatrix} \begin{pmatrix} e \\ \Sigma \end{pmatrix} \\
&+ \frac{g}{2M_W} (\bar{e} \ \bar{\Sigma}) h P_R \begin{pmatrix} -\frac{m_\ell}{v}(1-3\epsilon^*) & M^{-1} Y_D^\dagger m_\ell \\ (1-\epsilon^*) Y_D^\dagger + m_\ell^2 Y_D^\dagger M^{-2} & M^{-1} Y_D Y_D^\dagger v \end{pmatrix} \begin{pmatrix} e \\ \Sigma \end{pmatrix} \\
&+ (\bar{\nu} \ \bar{\Sigma}^0) h P_L \begin{pmatrix} \frac{\sqrt{2} m_\nu}{v} & U_{\text{PMNS}}^T m_\nu Y_D^\dagger M^{-1} \\ (Y_D - \frac{Y_D \epsilon}{2} - \frac{\epsilon'^T Y_D}{2}) U_{\text{PMNS}} & \frac{Y_D Y_D^\dagger M^{-1} v}{\sqrt{2}} \end{pmatrix} \begin{pmatrix} \nu \\ \Sigma^0 \end{pmatrix} \\
&+ (\bar{e} \ \bar{\Sigma}^0) h P_R \begin{pmatrix} \frac{\sqrt{2} m_\nu}{v} & M^{-1} Y_D m_\nu U_{\text{PMNS}}^* \\ U_{\text{PMNS}}^* (Y_D^\dagger - \frac{\epsilon^* Y_D^\dagger}{2} - \frac{Y_D^\dagger \epsilon'^* Y_D}{2}) & \frac{M^{-1} Y_D Y_D^\dagger v}{\sqrt{2}} \end{pmatrix} \begin{pmatrix} \nu \\ \Sigma^0 \end{pmatrix}. \tag{55}
\end{aligned}$$

The charged multiplets of the triplet fermions also interact with photon (A_μ). The corresponding interaction Lagrangian can be derived from Eq. 46 as

$$-\mathcal{L}_{\gamma\Sigma} = g \sin\theta_W (\bar{e} \ \bar{\Sigma}) \gamma^\mu A_\mu P_L \begin{pmatrix} 1 & 0 \\ 0 & 1 \end{pmatrix} \begin{pmatrix} e \\ \Sigma \end{pmatrix} + g \sin\theta_W (\bar{e} \ \bar{\Sigma}) \gamma^\mu A_\mu P_R \begin{pmatrix} 1 & 0 \\ 0 & 1 \end{pmatrix} \begin{pmatrix} e \\ \Sigma \end{pmatrix}. \tag{56}$$

In the Eqs. 53-55 the parameters $\epsilon = \frac{v^2}{2} Y_D^\dagger M^{-2} Y_D$ and $\epsilon' = \frac{v^2}{2} M^{-1} Y_D Y_D^\dagger M^{-1}$ are the small quantities according to Refs. [153, 211, 216]. We neglect the effects of the higher powers (above 1) of ϵ and ϵ' in the calculations. Using Eq. 53 to Eq. 55, we calculate the partial decay widths of (Σ^0) in the following way

$$\begin{aligned}
\Gamma(\Sigma^0 \rightarrow \ell^+ W) &= \Gamma(\Sigma^0 \rightarrow \ell^- W) = \frac{g^2 |V_{\ell\Sigma}|^2}{64\pi} \left(\frac{M^3}{M_W^2}\right) \left(1 - \frac{M_W^2}{M^2}\right)^2 \left(1 + 2\frac{M_W^2}{M^2}\right), \\
\Gamma(\Sigma^0 \rightarrow \nu Z) &= \Gamma(\Sigma^0 \rightarrow \bar{\nu} Z) = \frac{g^2 |V_{\ell\Sigma}|^2}{128\pi \cos^2\theta_W} \left(\frac{M^3}{M_Z^2}\right) \left(1 - \frac{M_Z^2}{M^2}\right)^2 \left(1 + 2\frac{M_Z^2}{M^2}\right), \\
\Gamma(\Sigma^0 \rightarrow \nu h) &= \Gamma(\Sigma^0 \rightarrow \bar{\nu} h) = \frac{g^2 |V_{\ell\Sigma}|^2}{128\pi} \left(\frac{M^3}{M_h^2}\right) \left(1 - \frac{M_h^2}{M^2}\right)^2. \tag{57}
\end{aligned}$$

Similarly the partial decay widths of (Σ^\pm) can be calculated in terms of the mixing ($V_{\ell\Sigma}$) as

$$\begin{aligned}
\Gamma(\Sigma^\pm \rightarrow \nu W) &= \frac{g^2 |V_{\ell\Sigma}|^2}{32\pi} \left(\frac{M^3}{M_W^2}\right) \left(1 - \frac{M_W^2}{M^2}\right)^2 \left(1 + 2\frac{M_W^2}{M^2}\right), \\
\Gamma(\Sigma^\pm \rightarrow \ell Z) &= \frac{g^2 |V_{\ell\Sigma}|^2}{64\pi \cos^2\theta_W} \left(\frac{M^3}{M_Z^2}\right) \left(1 - \frac{M_Z^2}{M^2}\right)^2 \left(1 + 2\frac{M_Z^2}{M^2}\right), \\
\Gamma(\Sigma^\pm \rightarrow \ell h) &= \frac{g^2 |V_{\ell\Sigma}|^2}{64\pi} \left(\frac{M^3}{M_h^2}\right) \left(1 - \frac{M_h^2}{M^2}\right)^2, \tag{58}
\end{aligned}$$

where M_W , M_Z and M_h are the SM W , Z and Higgs boson masses respectively. The charged and neutral multiplets $\Sigma^{\pm,0}$ are degenerate in mass at the tree-level, however, radiative corrections induced by the SM gauge boson in the

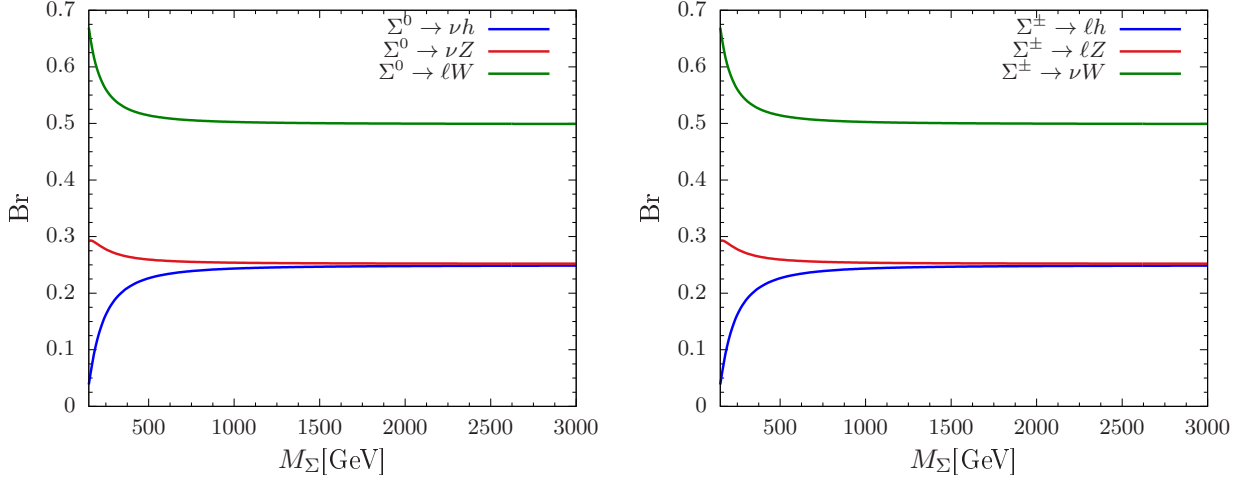


FIG. 4: Branching ratio (Br) of Σ^0 (left) and Σ^\pm (right) into the SM particles as a function of M_Σ for $V_e = 0.019$, $V_\mu = 0$ and $V_\tau = 0$.

loop can help in lifting such degeneracy. The estimation of this mass difference ΔM can be found in [217] and that is given by

$$\Delta M = \frac{\alpha_2 M}{4\pi} \left(f\left(\frac{M_W}{M}\right) - \cos^2 \theta_W f\left(\frac{M_Z}{M}\right) \right), \quad (59)$$

where the function f and A are defined as $f(r) = \frac{r}{2} (2r^3 \ln r - 2r + \sqrt{r^2 - 4} (r^2 + 2) \ln A)$ and $A = (r^2 - 2 - r\sqrt{r^2 - 4})/2$ respectively. This mass splitting saturates at $\Delta M \approx 170$ MeV for mass $M > 500$ GeV. If this mass splitting ΔM is larger than pion mass, then Σ^\pm will have additional decay modes according to [217] and the corresponding partial decay widths can be written as

$$\begin{aligned} \Gamma(\Sigma^\pm \rightarrow \Sigma^0 \pi^\pm) &= \frac{2G_F^2 V_{ud}^2 \Delta M^3 f_\pi^2}{\pi} \sqrt{1 - \frac{m_\pi^2}{\Delta M^2}}, \\ \Gamma(\Sigma^\pm \rightarrow \Sigma^0 e \nu_e) &= \frac{2G_F^2 \Delta M^5}{15\pi}, \\ \Gamma(\Sigma^\pm \rightarrow \Sigma^0 \mu \nu_\mu) &= 0.12 \Gamma(\Sigma^\pm \rightarrow \Sigma^0 e \nu_e), \end{aligned} \quad (60)$$

which are independent of the free parameters. The value of the Fermi constant, G_F , is $1.1663787 \times 10^{-5} \text{ GeV}^{-2}$, the value of the CKM parameter (V_{ud}) is 0.97420 ± 0.00021 and the decay constant of the π meson, f_π , is 0.13 GeV [218]. Notice that for vanishing mixing angles $V_{\ell\Sigma}$, the Σ^\pm dominantly decay into Σ^0 , hence the decay width or the decay length is determined by ΔM . Hence it is a constant. On the contrary, for very large mixing angles, Σ^0 decay width (decay length) is very large (very small). The Branching ratios (Br) of the neutral and charged multiplets ($\Sigma^{0,\pm}$) of the $SU(2)_L$ triplet fermion into SM particles are shown Fig. 4 as a function of M for $V_e = 0.019$, $V_\mu = 0$ and $V_\tau = 0$. The same for $V_e = V_\mu = 0.0001$ and $V_\tau = 0$ are shown in Fig. 5. Note that for large values of M_Σ with $|V_\ell| \neq 0$, the branching ratios can be obtained as

$$\begin{aligned} \text{BR}(\Sigma^0 \rightarrow \ell W) : \text{BR}(\Sigma^0 \rightarrow \nu_\ell Z) : \text{BR}(\Sigma^0 \rightarrow \nu_\ell h) &= 2 : 1 : 1, \\ \text{BR}(\Sigma^\pm \rightarrow \nu_\ell W^\pm) : \text{BR}(\Sigma^\pm \rightarrow \ell^\pm Z) : \text{BR}(\Sigma^\pm \rightarrow \ell^\pm h) &= 2 : 1 : 1. \end{aligned}$$

III. ELECTRON PHOTON AND PHOTON PHOTON COLLIDERS

A linear collider with colliding electrons and positrons can be transformed into electron photon collider where positron can be replaced by a backward Compton scattered photon which comes from the collision between LASER beam with

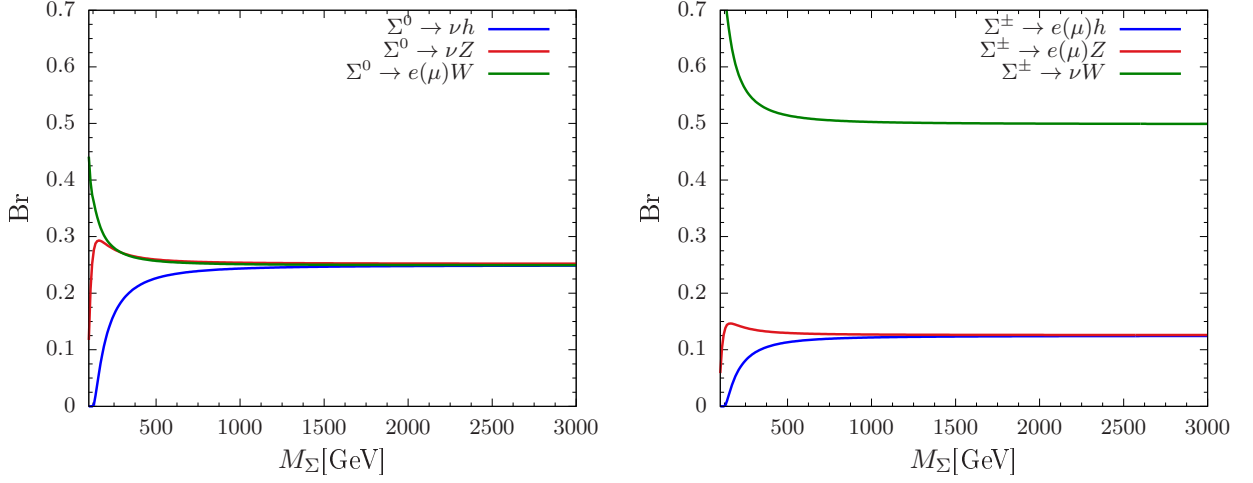


FIG. 5: Branching ratio (Br) of Σ^0 (left) and Σ^\pm (right) into the SM particles as a function of M_Σ for $V_e = V_\mu = 0.0001$ and $V_\tau = 0$.

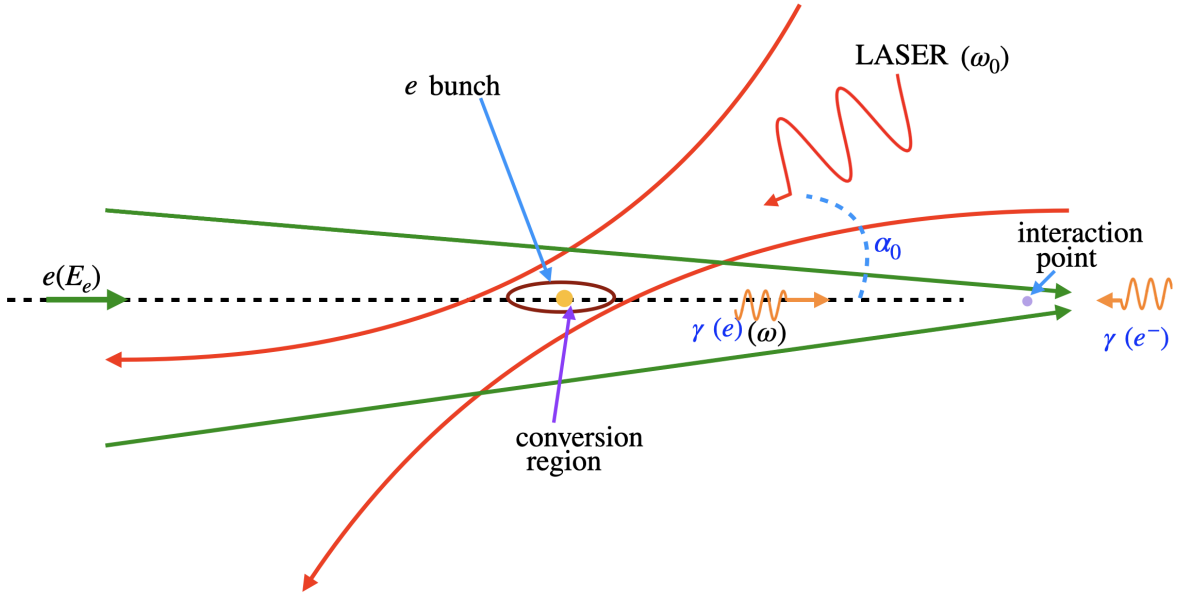


FIG. 6: Schematic presentation of the proposed $e^- \gamma$ and $\gamma \gamma$ colliders in $e^- e^+$ collider facilities where positron can be converted into a beam of high energy photons by Compton back scattering with LASER beams. Similar procedure can be performed with electrons. In this notation e represents both electron and positron. A pictorial presentation from DESY.

energy ω_0 focused on a bunch of positron (it can be potentially electrons if selected) with energy E_e . The positrons beam focused towards the interaction point collide with the focused LASER beam at the conversion region and the scattered high energy photons with energy ω follow the direction of incident positron trajectories with a small angular spread. Hence they are also focused towards the interaction point. Thus produced photon beam from the Compton backward scattering can further collides with the oncoming electron beam or a similar photon beam giving rise to $e^- \gamma$ or $\gamma \gamma$ collisions [175, 176]. The distance between the conversion region and impact point could be $\mathcal{O}(\text{mm})$ and the schematic presentation of the $e^- \gamma$ and $\gamma \gamma$ collisions are shown in Fig. 6.

Unlike electron and positron beams, the $e^- \gamma$ colliding beams will not be mono-chromatic. The full cross section

should be evaluated from the sub-process by convoluting with the structure function of photon which is basically the energy spectrum of the photons described by the Compton distribution as

$$\frac{1}{N_\gamma} \frac{dN_\gamma}{dy} \equiv F_{\gamma/e}(x, y) = \frac{1}{D(x)} \left(\frac{1}{1-y} + 1-y - \frac{4y}{x(1-y)} + \frac{4y^2}{x^2(1-y)^2} \right), \quad (61)$$

with,

$$D(x) = \left(1 - \frac{4}{x} - \frac{8}{x^2} \right) \ln(1+x) + \frac{1}{2} + \frac{8}{x} - \frac{1}{2(1+x)^2}, \quad x = \frac{4E_e\omega_0}{m_e^2} \cos^2\left(\frac{\alpha_0}{2}\right),$$

$$y = \frac{\omega}{E_e} \leq y_m = \frac{\omega_m}{E_e} = \frac{x}{x+1}. \quad (62)$$

In the above ω_0 is the energy of the incident photon which is scattered on the positron with energy E_e at a small collision angle α_0 which is shown in Fig. 6. Here ω_m is maximum achievable energy of the scattered photon and it can be large for large value of x . In Fig. 7, we show the energy spectrum of the photon for different choices of electron or positron beam energies $E_e = 46$ GeV, 125 GeV, 250 GeV and 500 GeV. We see that photon energy may reach up to 80%(90%) of the energy of the initial electrons $E_e = 250$ GeV (500 GeV) with LASER energy $\omega_0 = 1.17$ eV. Hence for larger x , the energy spectrum for the photon beam will be more mono-chromatic and will be peaked at high energy.

The total luminosity of the $e^- \gamma$ beam is $\mathcal{L}_{\gamma e} = \kappa \mathcal{L}_{ee}$, where $\kappa = \frac{N_\gamma}{N_e}$ is the photon conversion coefficient. This is

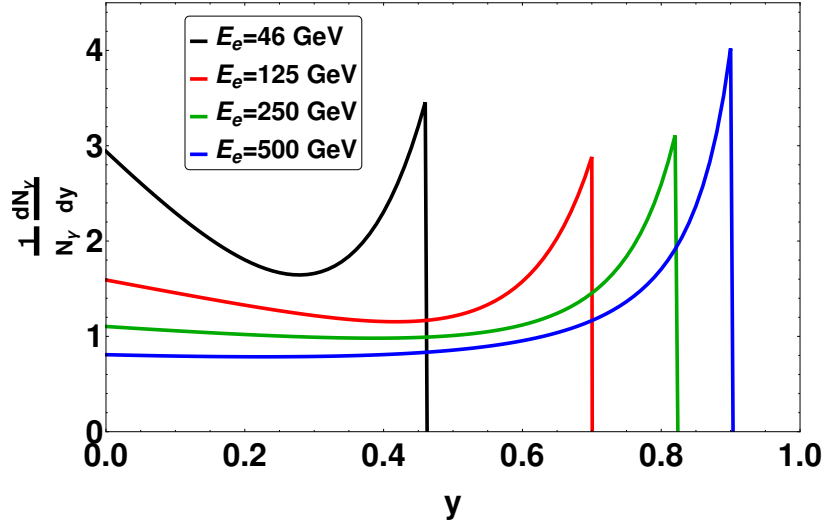


FIG. 7: Energy spectrum of photons. Four lines stand for three different electron beam energies $E_e = 46$ GeV (black), 125 GeV (red), 250 GeV (green) and 500 GeV (blue), respectively.

basically the average number of high energy photons per one electron and is defined as [186]

$$\kappa = \frac{N_\gamma}{N_e} = \frac{2|\vec{v}_e - \vec{v}_\gamma| \sigma_C}{N_e} \int n_e n_\gamma dV dt \quad (63)$$

\vec{v}_e and \vec{v}_γ is the velocity of electrons/ positrons and incoming photons. σ_C is the cross section of the Compton scattering.

A. Heavy Majorana neutrino production modes

The heavy neutrinos can be produced at the electron positron colliders from a variety of production modes. An interesting production of the heavy neutrinos can be considered as $e^- e^+ \rightarrow N \nu$ through t and s -channels exchanging

the W and Z bosons, respectively. We mention these modes because of complementarity with the study of the heavy neutrino production at the electron photon collider. In electron photon colliders we can produce heavy neutrinos from $e^- \gamma \rightarrow N W^-$ involving the t - channel and s - channel processes. In both these case interference between these s and t -channels take place. In both these colliders heavy neutrino production cross sections are suppressed by the square of the light-heavy mixing. For the process $e^- e^+ \rightarrow N \nu$, due to the interaction with the electron we dominantly produce the first generation heavy neutrino ($N = N_1$), however, in the case of Z mediated s - channel process $e^- e^+ \rightarrow N \nu$ process, second or third generation RHNs can be produced. In the following we discuss about the heavy neutrino production cross sections at the $e^- e^+$ and $e^- \gamma$ colliders respectively.

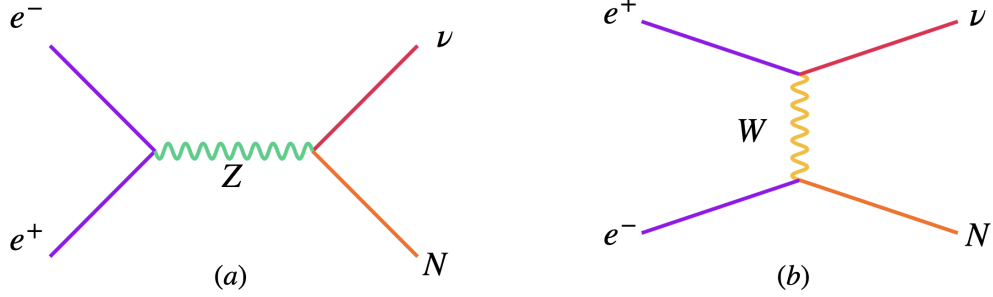


FIG. 8: Heavy neutrino production processes at $e^- e^+$ colliders in association with neutrino.

Let us first consider the $e^- e^+ \rightarrow \nu N_1$ process. Corresponding Feynman diagrams are shown in Fig. 8. We calculate the differential scattering cross section including the s - channel, t - channel processes and the interference term as

$$d\sigma = \frac{1}{32\pi s} \left(1 - \frac{M_N^2}{s} \right) (|\mathcal{M}_s|^2 + |\mathcal{M}_t|^2 + 2\text{Re}(\mathcal{M}_s^\dagger \mathcal{M}_t)), \quad (64)$$

The differential cross-sections are with respect to angle $\cos\theta$ in the center of mass (CM) frame. The corresponding scattering amplitude modulus squared are given below as

$$|\mathcal{M}_s|^2 = \frac{g_Z^4 |V_{eN_1}|^2}{16((s - m_Z^2)^2 + m_Z^2 \Gamma_Z^2)} ((1 - 2x_w)^2 (s + t)(s + t - M_{N_1}^2) + 4x_w^2 t(t - M_{N_1}^2)), \quad (65)$$

$$|\mathcal{M}_t|^2 = \frac{g_2^4 |V_{eN_1}|^2}{4((t - m_W^2)^2 + m_W^2 \Gamma_W^2)} (s + t)(s + t - M_{N_1}^2), \quad (66)$$

and the interference term can be written as

$$2\text{Re}(\mathcal{M}_s^\dagger \mathcal{M}_t) = -\frac{g_2^2 g_Z^2 |V_{eN_1}|^2 (1 - 2x_w)}{4((s - m_Z^2)^2 + m_Z^2 \Gamma_Z^2)((t - m_W^2)^2 + m_W^2 \Gamma_W^2)} (s + t)(s + t - M_{N_1}^2) ((s - m_Z^2)(t - m_W^2) + m_W m_Z \Gamma_W \Gamma_Z), \quad (67)$$

with $g_Z = \frac{e}{\sin\theta_W \cos\theta_W}$, $g_2 = \frac{e}{\sin\theta_W}$, $x_w = \sin^2\theta_W$, $t = -\frac{1}{2}(s - M_N^2)(1 - \cos\theta)$ and assuming initial massless states and neglecting the light neutrino masses respectively. The total cross sections normalized by the square of the mixing for the $N_1\nu$ mode with respect to M_{N_1} at different center of mass energies (\sqrt{s}) are shown in the left panel of Fig. 9 and those for the $N_2\nu$ are shown in the right panel of Fig. 9. In the second case only the Z mediated s - channel process participates. We find that the cross section can reach at a maximum value for $\sqrt{s} = 91.2$ GeV which close to the Z pole enhancing the effect of the Z mediation for heavy neutrino production of any generation. The cross section decreases with the increase in \sqrt{s} while going away from the Z pole.

We now calculate the $N_1 W$ production cross section from $e^- \gamma$ process. Corresponding Feynman diagrams are given in Fig. 10. We estimate the differential scattering cross section of the process $\gamma e^- \rightarrow W^- N_1$ including the s -

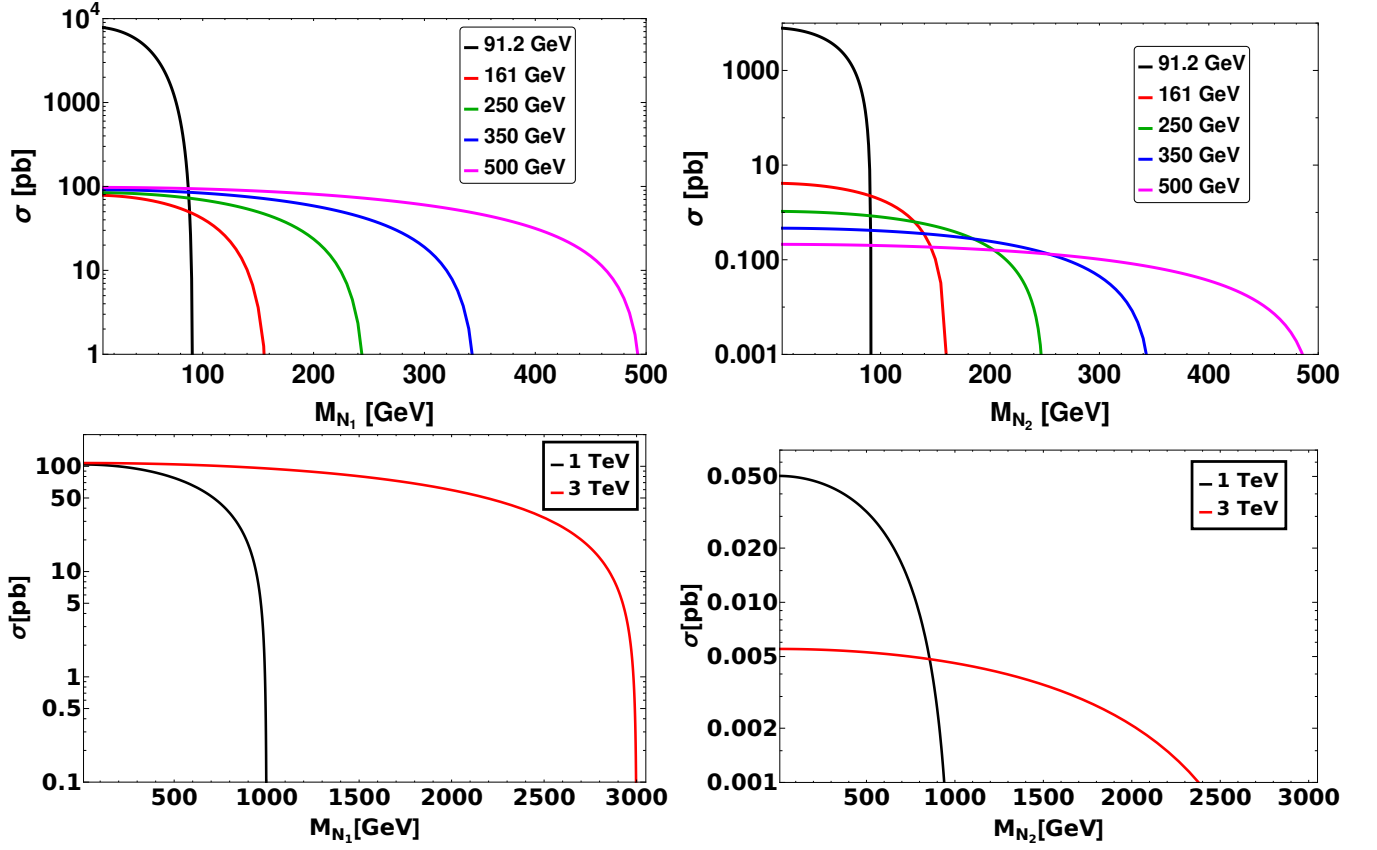


FIG. 9: RHN production cross section normalized by the square of the light-heavy neutrino mixing at the linear collider considering $e^+e^- \rightarrow \nu N_1$ (left panel) and $e^+e^- \rightarrow \nu N_2$ (right panel) process at the different center of mass energies.

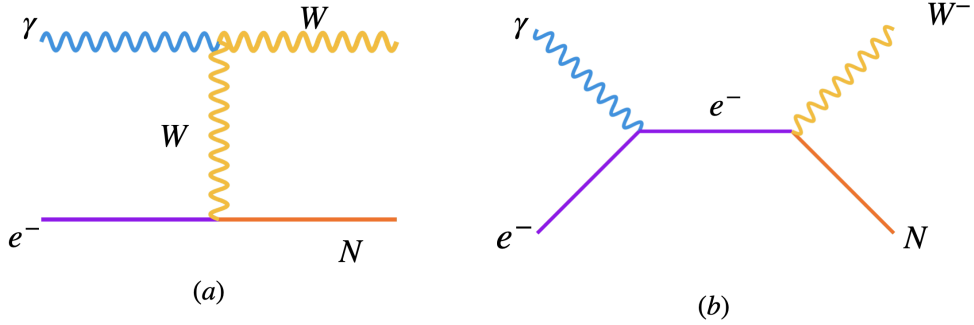


FIG. 10: Heavy neutrino production processes at $e^-\gamma$ colliders in association with W^- .

channel and t - channel processes and their interference as

$$d\sigma = \frac{1}{32\pi s} \lambda^{\frac{1}{2}} \left(1, \frac{M_{N_1}^2}{s}, \frac{m_W^2}{s} \right) (|\mathcal{M}_s|^2 + |\mathcal{M}_t|^2 + 2\text{Re}(\mathcal{M}_s^\dagger \mathcal{M}_t)), \quad (68)$$

and the corresponding scattering amplitude modulus squared are given below as

$$|\mathcal{M}_s|^2 = \frac{g_2^4 x_w V_{eN_1}^2}{4sm_W^2} (t(M_{N_1}^2 - s) - m_W^2(2m_W^2 + M_{N_1}^2 - 2(s+t))), \quad (69)$$

$$\begin{aligned} |\mathcal{M}_t|^2 &= \frac{g_2^4 x_w V_{eN_1}^2}{4m_W^2 ((t - m_W^2)^2 + m_W^2 \Gamma_W^2)} \left(-m_W^4 (M_{N_1}^2 + 5s - t) \right. \\ &\quad \left. + m_W^2 (-3M_{N_1}^4 - M_{N_1}^2 t + 5s^2 + 6st + 4t^2) \right. \\ &\quad \left. - t(-M_{N_1}^4 + s^2 + st + t^2) \right), \end{aligned} \quad (70)$$

and the interference term can be written as

$$\begin{aligned} 2\text{Re}(\mathcal{M}_s^\dagger \mathcal{M}_t) &= \frac{g_2^4 x_w V_{eN_1}^2}{4sm_W^2 ((t - m_W^2)^2 + m_W^2 \Gamma_W^2)} (t - m_W^2) \left(-4m_W^2 (M_{N_1}^2 + s - t) + m_W^2 (2M_{N_1}^4 - 2M_{N_1}^2 (s+t) \right. \\ &\quad \left. + 3s^2) + 2M_{N_1}^6 - M_{N_1}^4 (3s + 2t) + M_{N_1}^2 st + s(s^2 + st + 2t^2) \right), \end{aligned} \quad (71)$$

where $t = m_W^2 - \frac{s}{2} \left(\sqrt{\lambda\left(1, \frac{M_{N_1}^2}{s}, \frac{m_W^2}{s}\right)} + \frac{4m_W^2}{s} - \lambda^{\frac{1}{2}}\left(1, \frac{M_{N_1}^2}{s}, \frac{m_W^2}{s}\right) \cos\theta \right)$. The total cross section can be obtained being averaged over the photon spectrum and that can be written as

$$\langle \sigma_{\gamma e \rightarrow N_1 W}(\sqrt{s_{ee}}) \rangle = \int_{y_{\min}}^{y_{\max}} dy F_{\gamma/e}(x, y) \sigma_{\gamma e \rightarrow N_1 W}(\sqrt{s_{e\gamma}}), \quad (72)$$

where $s_{ee} = 4E_e^2$, $y_{\max} = \frac{x}{1+x}$, $y_{\min} = \frac{(M_{N_1} + M_W)^2}{s_{ee}}$ and $s_{e\gamma} = 4yE_e^2$. The analytical expression for bare process $\sigma_{\gamma e \rightarrow N_1 W}(\sqrt{s_{e\gamma}})$ can be directly obtained from the differential scattering cross section in Eq. 68. In the right panel of Fig. 11, we show the averaged cross section along with bare cross section for two choices of heavy neutrino masses $M_{N_1} = 100$ GeV and $M_{N_1} = 500$ GeV respectively. The total cross sections averaged over the photon spectrum as a function of the heavy neutrino mass are shown in the right panel of Fig. 11 for different \sqrt{s} .

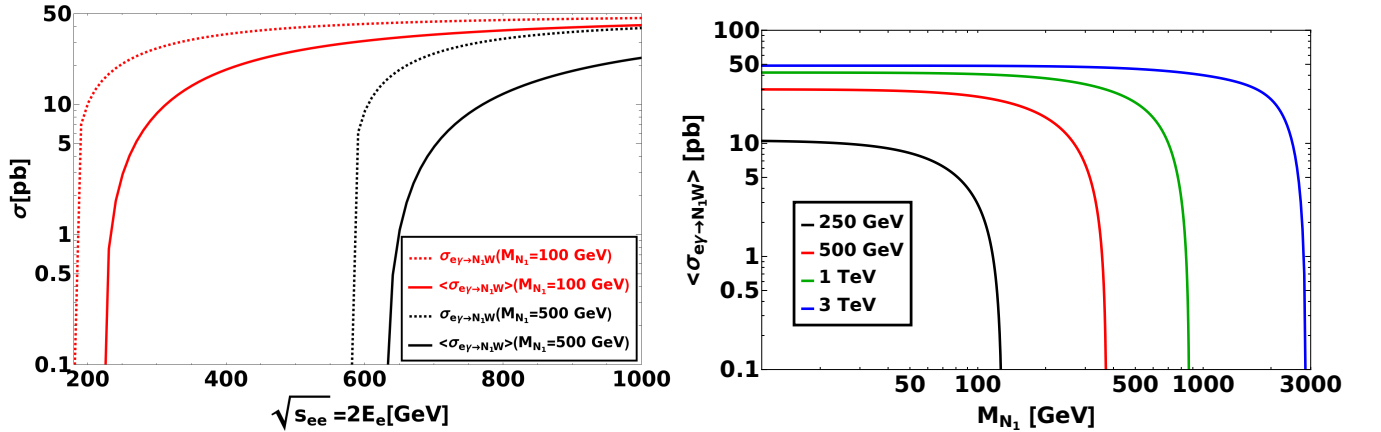


FIG. 11: Left panel: Comparison of $N_1 W$ production cross section at $e^- \gamma$ collider for $M_{N_1} = 100$ GeV and $M_{N_1} = 500$ GeV. The red and black dashed line represents the bare cross section and the red, black solid line represents the total cross section averaged over the photon spectrum normalized by the square of the mixing. Right panel: Total cross section of the $N_1 W$ production mode at $e^- \gamma$ colliders for different \sqrt{s} as a function of the heavy neutrino mass after averaged over photon spectrum normalized by the square of the mixing.

B. Triplet scalar production modes

Triplet scalar has doubly charged multiplet ($H^{\pm\pm}$) which can be tested at the $e^- \gamma$ colliders. The Feynman diagrams of the doubly charged scalars in association with a charged lepton (ℓ^\pm) are shown in Fig. 12. In this case ℓ^\pm could

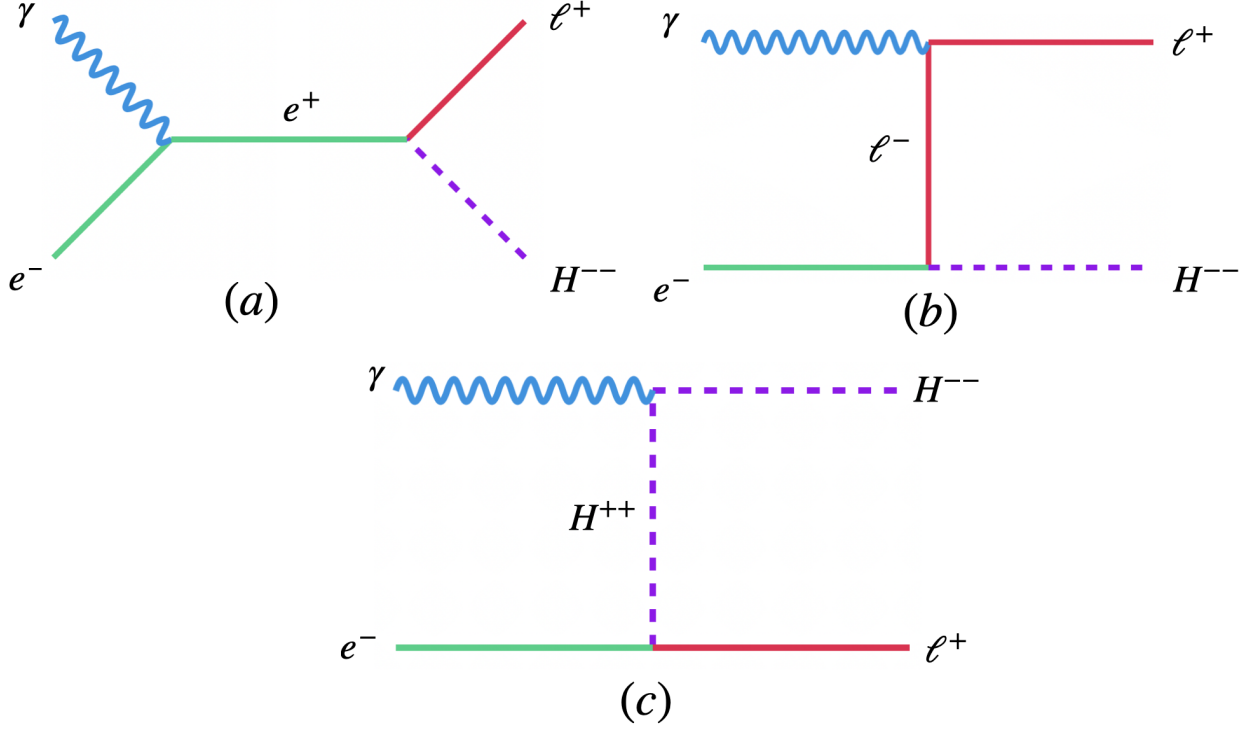


FIG. 12: Feynman diagrams for the production processes $\ell^+ H^{--}$ at the $e^- \gamma$ colliders where $\ell^+ = e^+, \mu^+, \tau^+$.

be e^\pm , μ^\pm or τ^\pm which could help in testing the Lepton Flavor Violating (LFV) modes from the type-II seesaw mechanism at the $e^- \gamma$ colliders. We shown the s - channel and t - channel processes in Fig. 12. Finally we estimate the production cross section of the $\ell^+ H^{--}$ process and the corresponding differential scattering cross section can be written as

$$d\sigma = \frac{1}{32\pi s} \left(1 - \frac{M_{H^{\pm\pm}}^2}{s} \right) \left(|\mathcal{M}_a|^2 + |\mathcal{M}_b|^2 + |\mathcal{M}_c|^2 + 2\text{Re}(\mathcal{M}_a^\dagger \mathcal{M}_b) + 2\text{Re}(\mathcal{M}_a^\dagger \mathcal{M}_c) + 2\text{Re}(\mathcal{M}_b^\dagger \mathcal{M}_c) \right), \quad (73)$$

where s - channel and two t - channel scattering amplitude modulus squared terms can be written as

$$|\mathcal{M}_a|^2 = -g_2^2 x_w |Y_\Delta^{e\ell}|^2 \frac{t}{s}, \quad |\mathcal{M}_b|^2 = -g_2^2 x_w |Y_\Delta^{e\ell}|^2 \frac{s}{t}, \quad |\mathcal{M}_c|^2 = 4g_2^2 x_w |Y_\Delta^{e\ell}|^2 \frac{(M_{H^{\pm\pm}}^2 - s - t)(2M_{H^{\pm\pm}}^2 - s - t)}{M_{H^{\pm\pm}}^2 \Gamma_{H^{\pm\pm}}^2 + (s + t)^2}, \quad (74)$$

and the corresponding interference terms can be written as

$$\begin{aligned} 2\text{Re}(\mathcal{M}_a^\dagger \mathcal{M}_b) &= 2g_2^2 x_w |Y_\Delta^{e\ell}|^2 \frac{(M_{H^{\pm\pm}}^2 - s)(M_{H^{\pm\pm}}^2 - t)}{st}, \\ 2\text{Re}(\mathcal{M}_a^\dagger \mathcal{M}_c) &= -2g_2^2 x_w |Y_\Delta^{e\ell}|^2 \frac{(2M_{H^{\pm\pm}}^2 - s)(s + t)(M_{H^{\pm\pm}}^2 - s - t)}{s(M_{H^{\pm\pm}}^2 \Gamma_{H^{\pm\pm}}^2 + (s + t)^2)}, \\ 2\text{Re}(\mathcal{M}_b^\dagger \mathcal{M}_c) &= -2g_2^2 x_w |Y_\Delta^{e\ell}|^2 \frac{(2M_{H^{\pm\pm}}^2 - t)(s + t)(M_{H^{\pm\pm}}^2 - s - t)}{t(M_{H^{\pm\pm}}^2 \Gamma_{H^{\pm\pm}}^2 + (s + t)^2)}. \end{aligned} \quad (75)$$

In the upper and bottom left panel of Fig. 13, we showed the averaged cross section along with bare cross section for two choices of charged Higgs mass $M_{H^{--}} = 300$ GeV and 1000 GeV. The production cross section of $H^{--} \ell^+$ as a

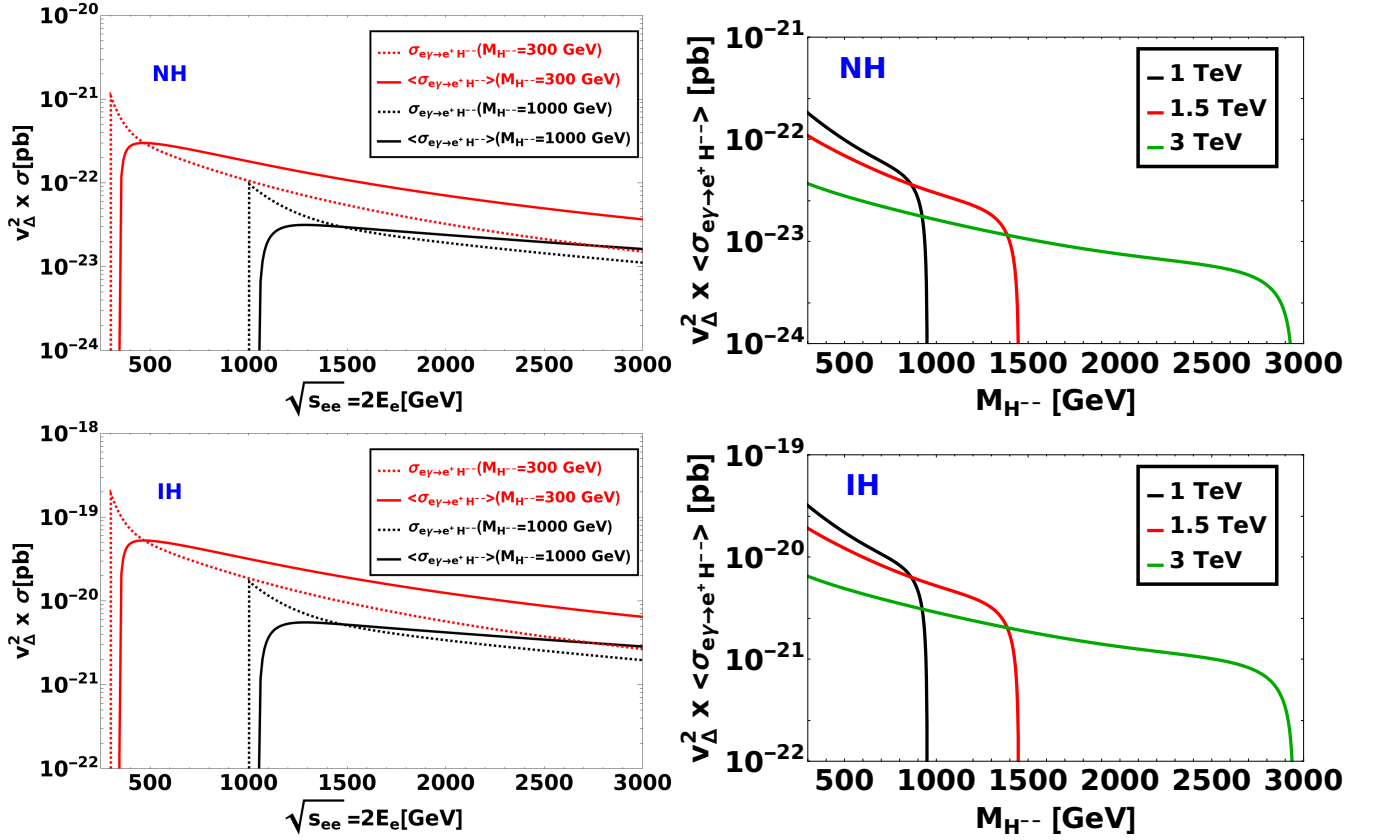


FIG. 13: Production cross section of $H^{--}\ell^+$ process at the $e^-\gamma$ colliders. The upper and lower panel are for normal and inverted hierarchy. Left panel: comparison of bare and averaged cross section for charged Higgs mass $M_{H^{\pm\pm}} = 300$ GeV and $M_{H^{\pm\pm}} = 1000$ GeV. The red and black dashed line represents the bare cross section and the red, black solid line represents the total cross section averaged over the photon spectrum. Right panel: cross section for different \sqrt{s} as a function of the charged Higgs mass after averaged over photon spectrum.

function of $M_{H^{--}}$ for different \sqrt{s} are shown in the upper right and bottom right panel. The production cross section drops with the increase in $M_{H^{--}}$ and sharply drops when $M_{H^{--}} \rightarrow \sqrt{s}$. Note that this production cross section is directly proportional to the Yukawa coupling Y_Δ . Yukawa coupling Y_Δ is determined by Eq. 24 and is inversely proportional to v_Δ . Also current measurements of neutrino oscillations parameter [118, 119] determines the pattern of Yukawa coupling Y_Δ and is different for normal hierarchy (NH) and inverted hierarchy (IH). This fact is clearly visible when comparing upper and bottom panel of Fig. 13. Fig. 13 is also suggests that cross section will only be sizable if one consider very small value of VEV v_Δ . As the Yukawa coupling is inversely proportional to v_Δ , smaller the v_Δ , larger the Yukawa coupling. But Yukawa coupling Y_Δ can not be arbitrarily large as there can be potential problem with constraints coming from charged lepton flavour violating observables such as $\mu \rightarrow e\gamma$ and $\mu \rightarrow \bar{e}ee$. This actually exclude the region with $v_\Delta \leq 10^{-8}$ GeV [219]. With this kind of v_Δ , the cross section will be very small and hence we decide not to discuss this production mode further.

Singly and doubly charged Higgs bosons can be produced in pair at $\gamma\gamma$ colliders. The corresponding Feynman diagrams are shown in Fig. 14. The differential scattering cross section for the process $\gamma\gamma \rightarrow H^\pm H^\mp (H^{\pm\pm} H^{\mp\mp})$ is can be written as

$$d\sigma = \frac{1}{32\pi s} \sqrt{1 - \frac{4M_k^2}{s}} \left(|\mathcal{M}_a|^2 + |\mathcal{M}_b|^2 + |\mathcal{M}_c|^2 + 2\text{Re}(\mathcal{M}_a^\dagger \mathcal{M}_b) + 2\text{Re}(\mathcal{M}_a^\dagger \mathcal{M}_c) + 2\text{Re}(\mathcal{M}_b^\dagger \mathcal{M}_c) \right). \quad (76)$$

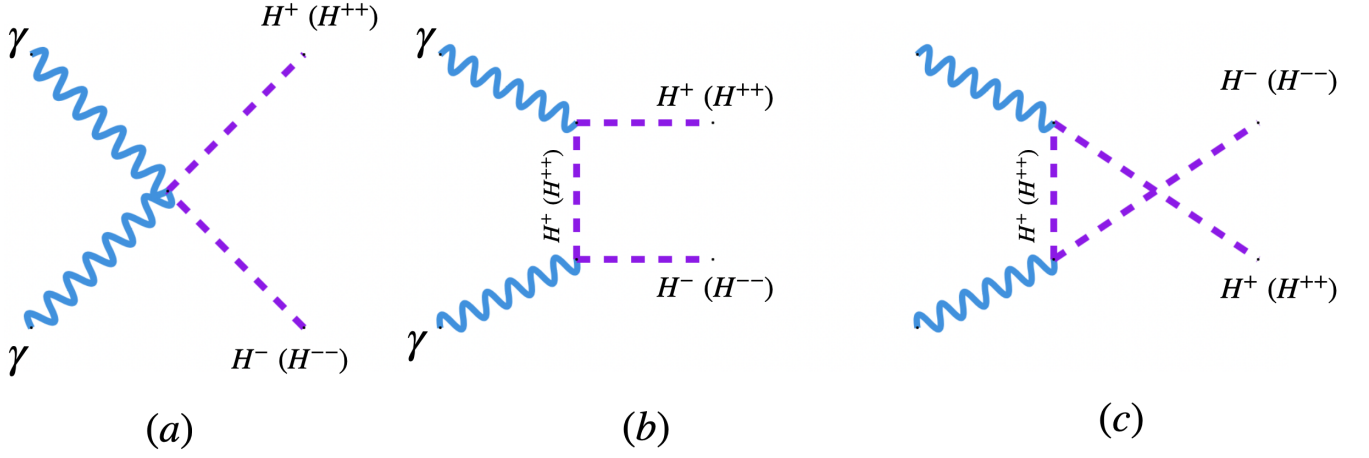


FIG. 14: Production processes of the singly ($H^\pm H^\mp$) and doubly ($H^{\pm\pm} H^{\mp\mp}$) charged scalars at the $\gamma\gamma$ colliders.

The respective terms in Eq. 76 are given below

$$|\mathcal{M}_a|^2 = 4Q_k^4, \quad |\mathcal{M}_b|^2 = \frac{Q_k^4(M_k^2 + t)^2}{M_k^2\Gamma_k^2 + (M_k^2 - t)^2}, \quad |\mathcal{M}_c|^2 = \frac{Q_k^4(s + t - 3M_k^2)^2}{M_k^2\Gamma_k^2 + (s + t - M_k^2)^2}, \quad (77)$$

and the interference terms can be written as

$$\begin{aligned} 2\text{Re}(\mathcal{M}_a^\dagger \mathcal{M}_b) &= \frac{Q_k^4(M_k^2 - t)(4M_k^2 - s + 4t)}{2(M_k^2\Gamma_k^2 + (M_k^2 - t)^2)}, \\ 2\text{Re}(\mathcal{M}_a^\dagger \mathcal{M}_c) &= \frac{Q_k^4(12M_k^2 - 5s - 4t)(s + t - M_k^2)}{2(M_k^2\Gamma_k^2 + (s + t - M_k^2)^2)}, \\ 2\text{Re}(\mathcal{M}_b^\dagger \mathcal{M}_c) &= \frac{Q_k^4(s - 4M_k^2)^2(M_k^2\Gamma_k^2 + (M_k^2 - t)(s + t - M_k^2))}{2(M_k^2\Gamma_k^2 + (M_k^2 - t)^2)(M_k^2\Gamma_k^2 + (s + t - M_k^2)^2)}, \end{aligned} \quad (78)$$

where $M_k = \{M_{H^\pm}, M_{H^{\pm\pm}}\}$, $t = M_k^2 + \frac{s}{2} \left(\cos\theta \sqrt{1 - \frac{4M_k^2}{s}} - 1 \right)$ and $Q_k = e(2e)$ for $H^\pm(H^{\pm\pm})$. We show the H^\pm and $H^{\pm\pm}$ pair production cross section in Fig. 15 and Fig. 16, respectively. In the left panel of Fig. 15 and 16, we showed the cross section averaged over photon spectrum along with bare cross section for two choices of charged Higgs mass $M_{H^\pm, H^{\pm\pm}} = 300$ GeV and 1000 GeV. We also show the averaged cross section as a function of charged Higgs mass M_{H^\pm} and $M_{H^{\pm\pm}}$ for different center of mass energies in the right panel of Fig. 15 and 16. The cross section decreases with the increase in mass and falls sharply at the vicinity of $\frac{\sqrt{s}}{2}$.

C. Triplet fermion production modes

The triplet fermions can also be tested at the $e^-\gamma$ collider. The triplet fermion has neutral and charged multiplets which can be produced at the $e^-\gamma$ colliders in association with W^- , Z and h bosons respectively. The Feynman diagrams of Σ^0 production is shown in Fig. 17. The analytical expressions for this process is same as $e^-\gamma \rightarrow N_1 W^-$, see Eqs. 68 and 72. We have to replace M_{N_1} and V_{eN_1} by M_Σ and V_e , respectively. The total cross sections for different center of mass energies are shown in Fig. 18. The production cross section increases with the increase in \sqrt{s} . In case of type-III seesaw the triplet mass is roughly ruled out below 1 TeV from the LHC searches at 139 fb^{-1} luminosity [166, 167]. Hence we consider lepton colliders with $\sqrt{s} = 1.5$ TeV and 3 TeV respectively.

The charged multiplet of the triplet fermion Σ^\pm can be produced in association with Z and h in the $e^-\gamma$ collider. The corresponding Feynman diagrams are shown in Fig. 19. We first describe the $e^-\gamma \rightarrow \Sigma^- Z$ process and calculate

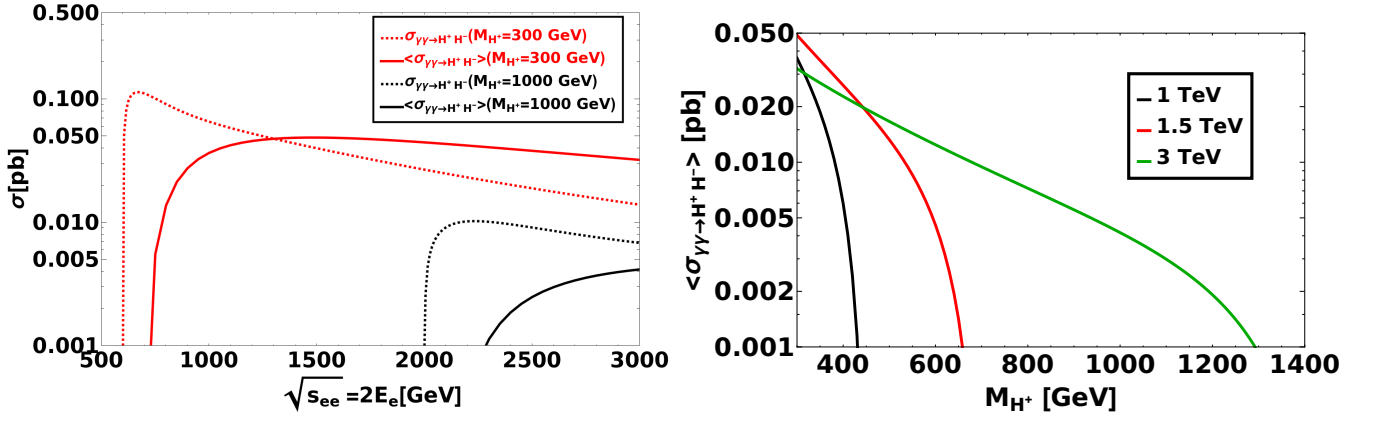


FIG. 15: Production cross section of H^\pm pair production process at the $\gamma\gamma$ colliders. Left panel: comparison of bare and averaged cross section for charged Higgs mass $M_{H^\pm} = 300$ GeV and $M_{H^\pm} = 1000$ GeV. The red and black dashed line represents the bare cross section and the red, black solid line represents the total cross section averaged over the photon spectrum. Right panel: cross section for different \sqrt{s} as a function of the charged Higgs mass after averaging over photon spectrum.

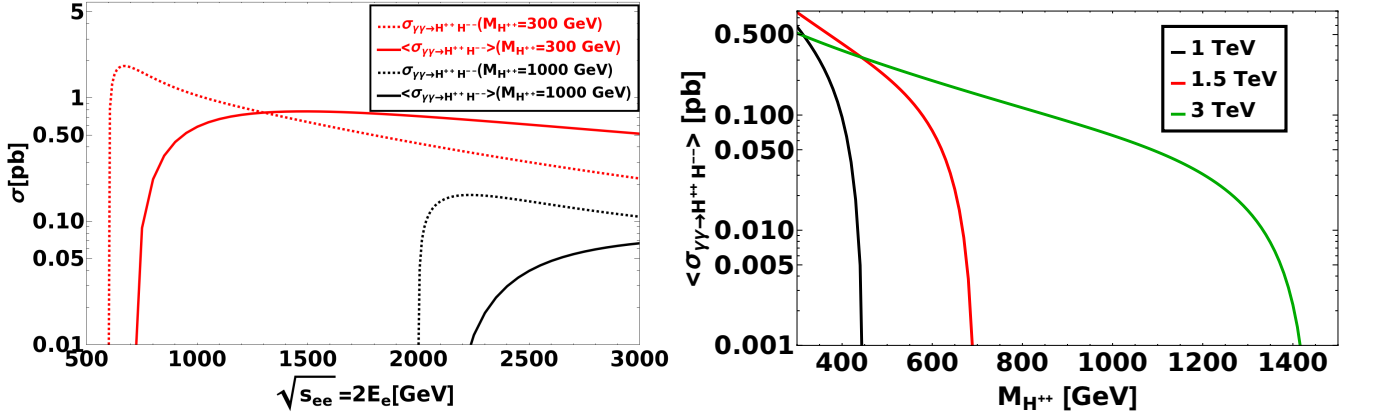


FIG. 16: Same as Fig. 15 but now for process $\gamma\gamma \rightarrow H^{\pm\pm} H^{\mp\mp}$.

the differential scattering cross section as

$$d\sigma = \frac{1}{32\pi s} \lambda^{\frac{1}{2}} \left(1, \frac{M_{\Sigma^-}^2}{s}, \frac{m_Z^2}{s} \right) (|\mathcal{M}_s|^2 + |\mathcal{M}_t|^2 + 2\text{Re}(\mathcal{M}_s^\dagger \mathcal{M}_t)), \quad (79)$$

considering the s -channel, t -channel process and their interference. The corresponding scattering amplitude modulus squared are given below as

$$|\mathcal{M}_s|^2 = \frac{V_e^2 e^4}{4s c_W^2 s_W^2 m_Z^2} \left(m_Z^2 (2M_{\Sigma^-}^2 - s - 2t) + (M_{\Sigma^-}^2 - s)(M_{\Sigma^-}^2 - s - t) \right), \quad (80)$$

$$|\mathcal{M}_t|^2 = \frac{V_e^2 e^4}{4c_W^2 s_W^2 m_Z^2} \left(M_{\Sigma^-}^2 \Gamma_{\Sigma^-}^2 + (M_{\Sigma^-}^2 - t)^2 \right) \left(4M_{\Sigma^-}^2 m_Z^4 - m_Z^2 (M_{\Sigma^-}^4 - 2sM_{\Sigma^-}^2 + t(t+2s)) \right. \\ \left. + t(M_{\Sigma^-}^4 - M_{\Sigma^-}^2 (s+4t) + t(s+t)) \right), \quad (81)$$

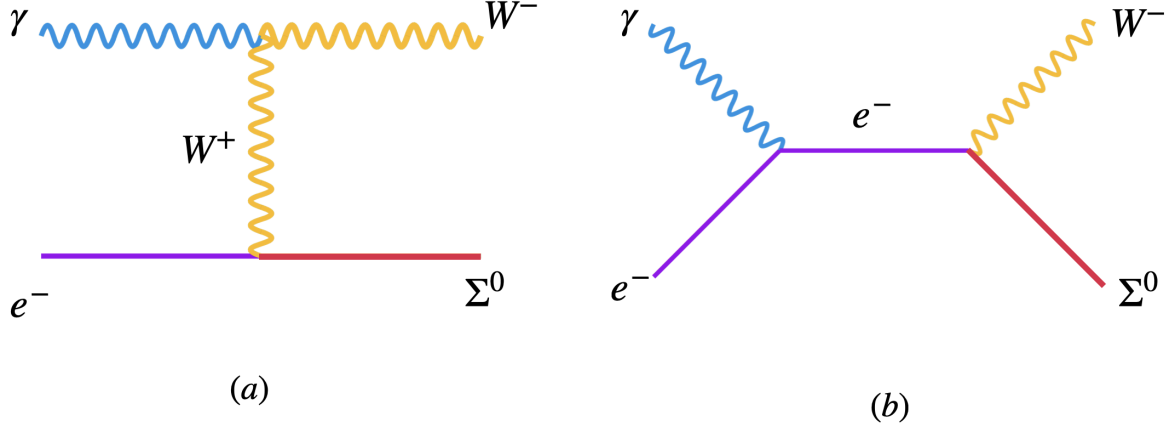


FIG. 17: Neutral component of the triplet fermion production at the $e^- \gamma$ colliders in association with W^- .

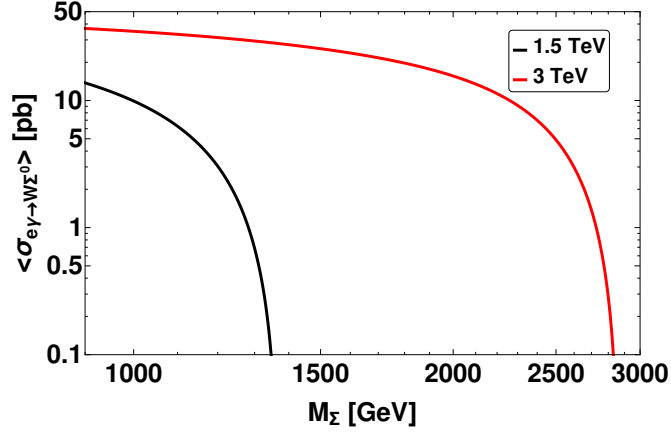


FIG. 18: Total cross section of the $W\Sigma^0$ process in $e^- \gamma$ colliders as a function of M_Σ for different \sqrt{s} normalized by the square of the mixing.

and the interference term can be written as

$$2\text{Re}(\mathcal{M}_s^\dagger \mathcal{M}_t) = \frac{V_e^2 e^4}{2s c_W^2 s_W^2 m_Z^2 (M_{\Sigma^-}^2 - \Gamma_{\Sigma^-}^2 + (M_{\Sigma^-}^2 - t)^2)} (M_{\Sigma^-}^2 - t) \left(-m_Z^4 (M_{\Sigma^-}^2 + 2(s+t)) \right. \\ \left. + m_Z^2 (M_{\Sigma^-}^2 - s)(t - M_{\Sigma^-}^2) + 2m_Z^6 + t((M_{\Sigma^-} - s)^2 + st) \right), \quad (82)$$

where m_Z is the Z mass. Next we consider the $e^- \gamma \rightarrow \Sigma^- h$ process and calculate the differential scattering cross section as

$$d\sigma = \frac{1}{32\pi s} \lambda^{\frac{1}{2}} \left(1, \frac{M_{\Sigma^-}^2}{s}, \frac{m_h^2}{s} \right) (|\mathcal{M}_s|^2 + |\mathcal{M}_t|^2 + 2\text{Re}(\mathcal{M}_s^\dagger \mathcal{M}_t)). \quad (83)$$

We consider the s -channel, t -channel processes and their interference. The corresponding scattering amplitude modulus squared are given below as

$$|\mathcal{M}_s|^2 = \frac{V_e^2 (1 - V_e^2 - V_\mu^2 - V_\tau^2)^2 e^2 M_{\Sigma^-}^2}{s v_H^2} (M_{\Sigma^-}^2 - t), \quad (84)$$

$$|\mathcal{M}_t|^2 = \frac{V_e^2 (1 - V_e^2 - V_\mu^2 - V_\tau^2)^2 e^2 M_{\Sigma^-}^2}{v_H^2 (M_{\Sigma^-}^2 - \Gamma_{\Sigma^-}^2 + (M_{\Sigma^-}^2 - t)^2)} (M_{\Sigma^-}^2 - (s + 2m_h^2) - t(s + 2M_{\Sigma^-}^2)), \quad (85)$$

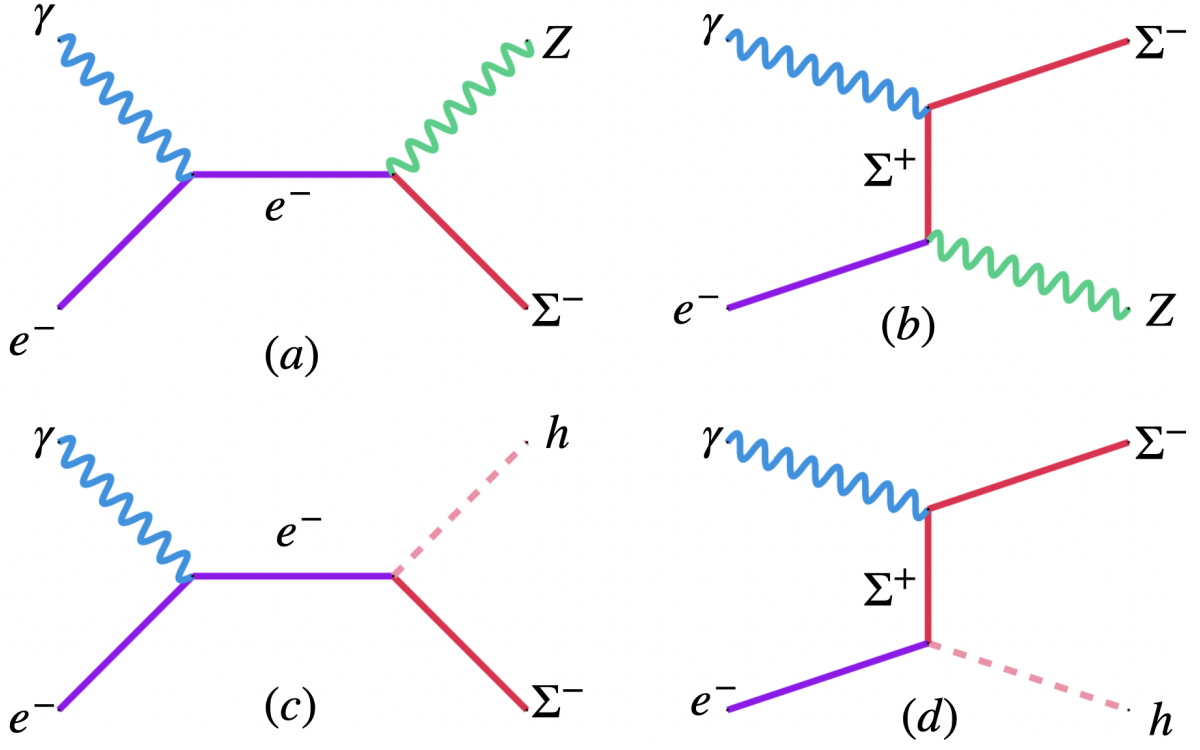


FIG. 19: Charged components of the triplet fermion production at the $e^- \gamma$ colliders in association with Z (upper panel) and h (lower panel).

and the interference term can be written as

$$2\text{Re}(\mathcal{M}_s^\dagger \mathcal{M}_t) = \frac{2V_e^2(1 - V_e^2 - V_\mu^2 - V_\tau^2)^2 e^2 M_{\Sigma^-}^2}{sv_H^2 (M_{\Sigma^-}^2 \Gamma_{\Sigma^-}^2 + (M_{\Sigma^-}^2 - t)^2)} (M_{\Sigma^-}^2 - t) (m_h^4 - m_h^2 (M_{\Sigma^-}^2 + s + t) + M_{\Sigma^-}^2 (t - s) + st), \quad (86)$$

where m_h is the SM Higgs mass. The $Z\Sigma^-$ and $h\Sigma^-$ production cross section as a function of triplet mass for different center of mass energies has been shown in the left and right panel of Fig. 20. In the context of type-III seesaw we will

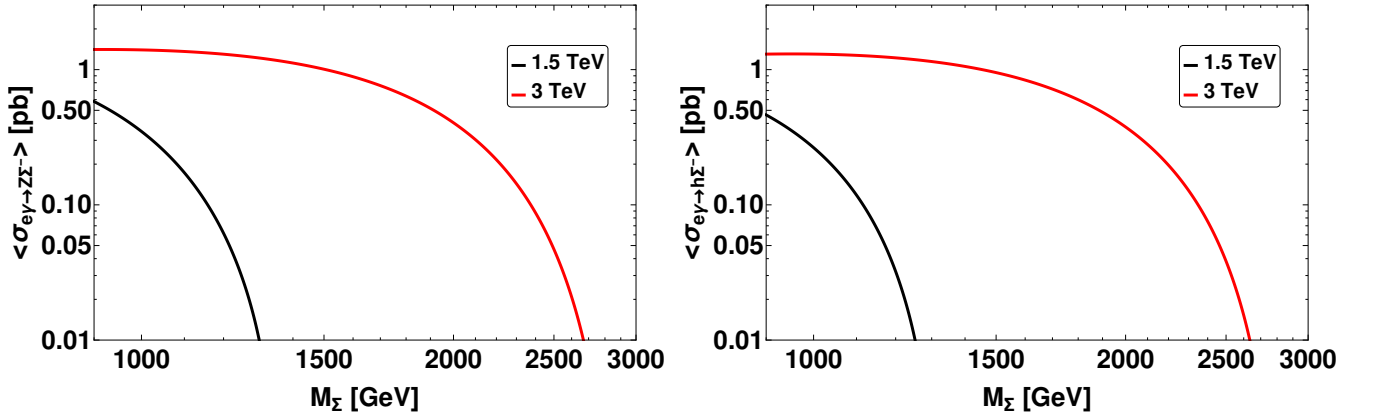


FIG. 20: Total production cross section of $Z\Sigma^-$ and $h\Sigma^-$ production modes at γe colliders as a function of M_Σ for different \sqrt{s} normalized by the square of the mixing.

consider $e^- \gamma \rightarrow \Sigma^0 W^-$ and $Z\Sigma^-$ modes to probe the triplet fermions at the $e^- \gamma$ colliders.

IV. DIFFERENT SIGNATURES FROM THE SEESAW MODELS AT THE COLLIDERS

In the following we consider in detail to study various final states of the singlet heavy neutrino from type-I seesaw, triplet scalar from the type-II seesaw and triplet fermion from type-III seesaw respectively. We use MadGraph [220] to generate the signal and background events and hadronize through Pythia 8 [221]. We perform the detector simulation using Delphes [222]. We used the IDEA card for $\sqrt{s} = 91.2$ GeV e^-e^+ collider, ILC-gen card for $\sqrt{s} = 250$ GeV and ILDCard for $\sqrt{s} = 500$ GeV, 1 TeV and 3 TeV e^-e^+ , $e^- \gamma$ and $\gamma\gamma$ colliders respectively. To simplify the analysis, we assumed that heavy neutrinos $N_{2,3}$ are too high to access at the considered colliders or their couplings to SM particles are zero. Further we assumed that the heavy neutrino N_1 is only coupled to electron, i.e. $V_{eN_1} = V_{eN} \neq 0$, $V_{\mu N_1} = V_{\tau N_1} = 0$. Note that our analysis at $e^- \gamma$ and $\gamma\gamma$ collider are done assuming unpolarized electron and photon beams, which is of course not true in realistic scenario as the backward Compton scattered photons are in general will be polarized. In the case of polarized beam, the signal and background behave differently for different polarization and this might weaken our obtained bound discussed below.

A. Different signatures from heavy neutrinos

In our analysis we concentrate on the first generation RHN which dominantly couples with first generation of the leptons. We consider the decay mode of the heavy neutrino as $N \rightarrow eW$ followed by the hadronic decay of the W boson. We study the heavy neutrino production at the $e^- \gamma$ colliders and we estimate the bounds on the light-heavy mixing after studying various possible signal and their SM backgrounds. We also study final states coming from heavy neutrino production at the e^-e^+ collider as a part of complementarity study.

1. Heavy neutrinos at $e^- \gamma$ colliders

At the $e^- \gamma$ collider, we have considered the following set of signals after the production of the heavy neutrinos in association with W^- :

- (i) $e^- \gamma \rightarrow NW^- \rightarrow e^\pm W^\mp W^- \rightarrow e^\pm + 4j$, where W^\mp boson coming from N decays and associated W^- boson both decays into jets. The corresponding Feynman diagram is shown in the left panel of Fig. 21. We do not show the Feynman diagram for the s -channel process, however, included in the analysis. Note that the final state $e^- + 4j$ is lepton number conserving (LNC) where as $e^+ + 4j$ final state is lepton number violating (LNV). Hence one expect no SM background for $e^+ + 4j$ final state. In our analysis we combine both the LNV and LNC final state.
- (ii) $e^- \gamma \rightarrow NW^- \rightarrow e^\pm W^\mp W^- \rightarrow e^- jj\ell^- \nu$, where in this case associated W^- decays leptonically. The corresponding Feynman diagram is shown in the right panel of Fig. 21. We will refer to this final state $e^- jj\ell^- \nu$ as same sign dilepton (SSDL). If $\ell^- = e^-$, we call it Same Sign Same Flavor (SSSF) scenario and if $\ell^- = \mu^-$, we call it Same Sign Different Flavor (SSDF) signal. The SSSF or SSDF signal is very interesting which may help to probe the Majorana nature of the heavy neutrino involved in this process. We study the SSDL mode combining SSSF and SSDF modes respectively. In our analysis, we combine LNV and LNC channels to obtain the final states as $e^\pm + 4j$. The LNV signal $e^+ + 4j$ is almost background free until some $e^+ +$ jets events appear from some radiations, however that effect will be negligible. For LNC channel $e^- + 4j$, the leading SM backgrounds come from $e^- jj$, $e^- jjj$ and $e^- jjjj$ including initial and final state radiations. Generating the $e^\pm + 4j$ events we show the distributions of the polar angle of the lepton, $\cos\theta_{\ell_1}$, of the signal and the corresponding generic background in Fig. 22 for $\sqrt{s} = 250$ GeV, 500 GeV and 1 TeV respectively. The polar angle variable for the lepton $\cos\theta_\ell$ in Fig. 22 is defined as $\theta_\ell = \tan^{-1}(\frac{p_z^\ell}{p_x^\ell})$, where p_z^ℓ is the z component of the three momentum of the lepton. This is a very effective cut which reduces the SM background significantly. Note that the invariant

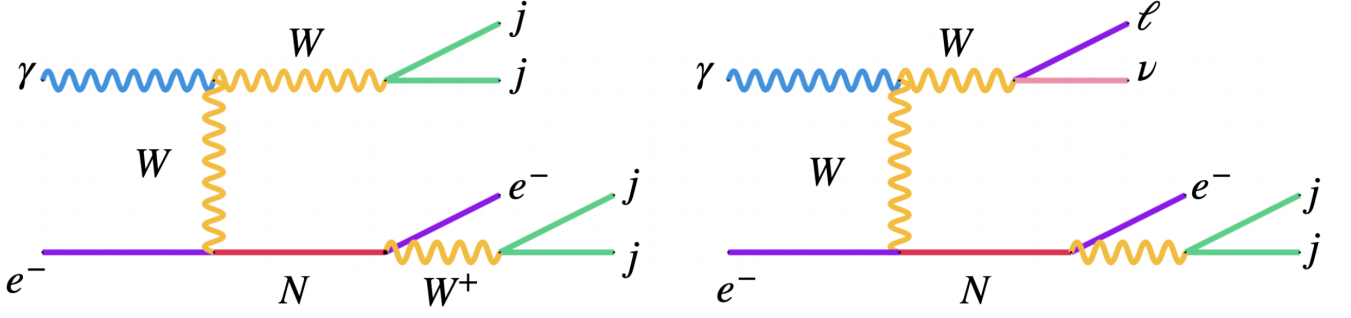


FIG. 21: $e^\pm + 4j$ (left) and SSDL (right, $\ell^- = e^-, \mu^-$) final states in the context of $e^- \gamma$ colliders. The SSDL signal is obtained combining SSSF and SSDF signals. The corresponding s -channel processes has been included in the analyses.

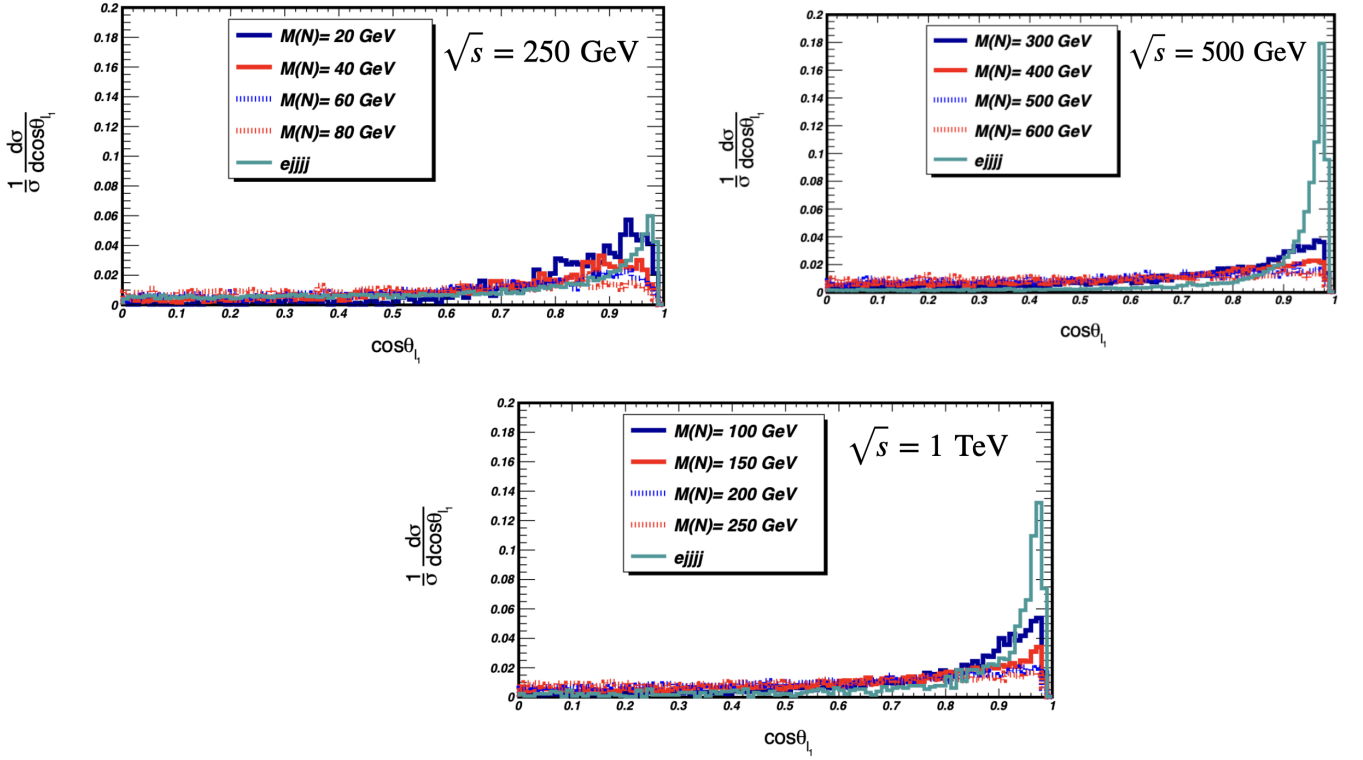


FIG. 22: The polar angle ($\cos\theta_{\ell_1}$) of the electron for the signal and generic background processes for $e^- \gamma$ collider at $\sqrt{s} = 250$ GeV, 500 GeV and 1 TeV respectively for the $e^\pm + 4j$ process. The cyan line stands for the leading SM background where as other lines stand for signal with different mass of RHN.

mass cut of jets m_{jj} which is coming from W boson is also very effective to reduce SM background. This is because the invariant mass distribution of jets has low energy peaks which come from the hadronic activity of the low energy jets. In addition to this one can also use the invariant mass cut of the RHN. As the RHN will decay as $N \rightarrow e jj$, the invariant mass of $e jj$ will peak at $M_{e jj} \sim M_N$. Although we dont need to use this cut as it becomes redundant after using the lepton polar angle cut and invariant mass m_{jj} cut. We study the $e^\pm + 4j$ signal from the RHN production in a $e^- \gamma$ collider at the $\sqrt{s} = 250$ GeV, 500 GeV and 1 TeV. The signal normalized by the square of the mixing and corresponding generic background cross sections for the $e^\pm + 4j$ final state at $\sqrt{s} = 250$ GeV, 500 GeV and 1 TeV are given in Tab. I, II and III, respectively.

\sqrt{s} (GeV)	M_N (GeV)	Signal		Background	
		before cuts (fb)	after cuts (fb)	before cuts (fb)	after cuts (fb)
250	20	4108	63.26	102.86	4.21
	40	3629	290.3	102.86	4.21
	60	2923	426.7	102.86	4.21
	80	3460	477.8	102.86	4.21

TABLE I: Cross sections of the signal (normalized by $|V_{eN}|^2$) and generic background before and after cuts for $e^- \gamma$ collider at $\sqrt{s} = 250$ GeV for the final state $e^\pm + 4j$. We have used the following cuts: $60 \text{ GeV} < m_{jj} < 100 \text{ GeV}$, $\cos \theta_{\ell_1} < 0.94$, $p_T^{j_{1,\text{leading}}} > 25 \text{ GeV}$, $p_T^{j_{2,\text{trailing}}} > 15 \text{ GeV}$, $p_T^{j_{3,\text{trailing}}} > 10 \text{ GeV}$, $p_T^{j_{4,\text{trailing}}} > 7 \text{ GeV}$ and $p_T^\ell > 12 \text{ GeV}$.

\sqrt{s} (GeV)	M_N (GeV)	Signal		Background	
		before cuts (fb)	after cuts (fb)	before cuts (fb)	after cuts (fb)
500	100	15601	3744	126.32	7.94
	150	7279	2984	126.32	7.94
	200	5677	1446	126.32	1.96
	250	3952	1288	126.32	1.96

TABLE II: Cross sections of the signal (normalized by $|V_{eN}|^2$) and generic background before and after cuts for $e^- \gamma$ collider at $\sqrt{s} = 500$ GeV for the final state $e^\pm + 4j$. We have used the following cuts: $\cos \theta_{\ell_1} < 0.94$, $60 \text{ GeV} < m_{jj} < 100 \text{ GeV}$, $p_T^{j_{1,\text{leading}}} > 30 \text{ GeV}$, $p_T^{j_{2,\text{trailing}}} > 20 \text{ GeV}$, $p_T^{j_{3,\text{trailing}}} > 20 \text{ GeV}$, $p_T^{j_{4,\text{trailing}}} > 10 \text{ GeV}$ and $p_T^\ell > 10 \text{ GeV}$ for $M_{N_1} = 100 - 150 \text{ GeV}$, where as for $M_{N_1} > 150 \text{ GeV}$ we used the following cuts: $\cos \theta_{\ell_1} < 0.92$, $60 \text{ GeV} < m_{jj} < 100 \text{ GeV}$, $p_T^{j_{1,\text{leading}}} > 50 \text{ GeV}$, $p_T^{j_{2,\text{trailing}}} > 40 \text{ GeV}$, $p_T^{j_{3,\text{trailing}}} > 20 \text{ GeV}$, $p_T^{j_{4,\text{trailing}}} > 10 \text{ GeV}$ and $p_T^\ell > 40 \text{ GeV}$.

For the case of SSDL signal we again use the polar angle cut of lepton coming from RHN. We have not shown polar angle distribution as it's behaviour almost same as in Fig. 22. In addition to this we used the leading lepton energy cut and the invariant mass of the jets ($m_{j_1 j_2}$) are considered to be $60 \text{ GeV} < m_{j_1 j_2} < 100 \text{ GeV}$ for the W boson being originated from the RHN decay. The signal normalized by the square of the mixing and corresponding generic background cross sections at $\sqrt{s} = 250 \text{ GeV}$, 500 GeV and 1 TeV before and after our applied cuts are given in Table. IV, V and VI, respectively. When necessary we also use the invariant mass of e_{jj} which peaks at RHN mass. The specific cuts we have used for each center of mass energies are mentioned in the caption of Table. IV, V and VI, respectively.

We have also considered center of mass energy $\sqrt{s} = 3 \text{ TeV}$ for the SSDL signal. As, in this case one can consider heavy RHN mass, W boson from the RHN decay can be boosted so that the hadronic jets could be collimated to produce a boosted jet called fatjet (J). We have shown the corresponding results in Table. VII. We have used high p_T cut for fatjet and the invariant mass cut $60 \text{ GeV} \leq m_J \leq 100 \text{ GeV}$, $M_{N_1} - 40 \text{ GeV} \leq m_{eJ} \leq M_{N_1} + 40 \text{ GeV}$.

(iii) We study another interesting signal in the context of $e^- \gamma$ collider in the form of opposite sign dilepton (OSDL) final state considering $e^- \gamma \rightarrow NW^- \rightarrow e^\pm W^\mp W^- \rightarrow e^- \ell^+ jj\nu / e^+ \mu^- jj\nu$, where in this case associated W^- decays either leptonically or hadronically. In this case we consider $\ell = e, \mu$ in the following:

- (a) Note that the final state $e^+ \mu^- jj\nu$ is almost background free and we call it opposite sign different flavor signal. In Table. VIII, we have shown the corresponding results for $\sqrt{s} = 250 \text{ GeV}$, 500 GeV , 1 TeV and 3 TeV , respectively. As this final state is almost background free, we have used very basic cuts such as $p_T^j > 10 \text{ GeV}$, $p_T^\ell > 10 \text{ GeV}$ and $|\eta_{\ell,j}| < 2.5$ to study the events.
- (b) On the other hand the final state $e^- \ell^+ jj\nu$ with $\ell^+ = e^+, \mu^+$ has sizable SM background from the process $e^- \gamma \rightarrow e^- W^+ W^-$. In Table. IX, we show the signal and corresponding backgrounds for $\sqrt{s} = 250 \text{ GeV}$,

\sqrt{s} (TeV)	M_N (GeV)	Signal		Background	
		before cuts (fb)	after cuts (fb)	before cuts (fb)	after cuts (fb)
1	300	11161	1339	94.93	0.241
	400	9519	1561	94.93	0.241
	500	7696	1301	94.93	0.082
	600	5648	1174	94.93	0.082
	700	3368	720.7	94.93	0.082

TABLE III: Cross sections of the signal (normalized by $|V_{eN}|^2$) and generic background before and after cuts for $e^- \gamma$ collider at $\sqrt{s} = 1$ TeV for the final state $e^\pm + 4j$. We have used the following cuts: $\cos \theta_{\ell_1} < 0.92$, $M_{N_1} - 40$ GeV $< m_{e_{jj}} < M_{N_1} + 40$, 60 GeV $< m_{jj} < 100$ GeV, $p_T^{j_1, \text{leading}} > 60$ GeV, $p_T^{j_2, \text{trailing}} > 30$ GeV, $p_T^{j_3, \text{trailing}} > 20$ GeV, $p_T^{j_4, \text{trailing}} > 10$ GeV and $p_T^\ell > 60$ GeV for $M_{N_1} = 300 - 400$ GeV, whereas for $M_{N_1} > 400$ GeV, we have used the following cuts: $\cos \theta_{\ell_1} < 0.92$, $M_{N_1} - 40$ GeV $< m_{e_{jj}} < M_{N_1} + 40$, 60 GeV $< m_{jj} < 100$ GeV, $p_T^{j_1, \text{leading}} > 100$ GeV, $p_T^{j_2, \text{trailing}} > 50$ GeV, $p_T^{j_3, \text{trailing}} > 30$ GeV, $p_T^{j_4, \text{trailing}} > 10$ GeV and $p_T^\ell > 120$ GeV.

\sqrt{s} (GeV)	M_N (GeV)	Signal		Background	
		before cuts (fb)	after cuts (fb)	before cuts (fb)	after cuts (fb)
250	20	539.18	11.93	2.02	0.105
	40	467.44	24.71	2.02	0.105
	60	379.17	47.05	2.02	0.105
	80	1676.1	223.91	2.02	0.105

TABLE IV: Cross sections of the signal (normalized by $|V_{eN}|^2$) and generic background before and after cuts for $e^- \gamma$ collider at $\sqrt{s} = 250$ GeV for the SSDL final state. We have used the following cuts: $p_T^{j_1, \text{leading}}, p_T^{j_2, \text{trailing}} > 10$ GeV, $p_T^{\ell_1, \text{leading}}, p_T^{\ell_2, \text{trailing}} > 10$ GeV, 60 GeV $< m_{j_1 j_2} < 100$ GeV and $\cos \theta_{l_1, \text{leading}} < 0.9$, $\cos \theta_{l_2, \text{trailing}} < 0.92$.

500 GeV, 1 TeV and 3 TeV, respectively. The specific cuts we have used for each center of mass energies are mentioned in the caption of Table. IX.

Using the normalized signal events from Tabs. I-IX and the corresponding backgrounds we estimate a 2σ contour on the $M_{N_1} - |V_{eN}|^2$ plane solving the following equation

$$\sigma = \frac{S \times |V_{eN}|^2}{\sqrt{S \times |V_{eN}|^2 + B}}, \quad (87)$$

where S and B stands for signal and corresponding backgrounds, respectively. We consider 5.6 ab^{-1} , 4 ab^{-1} , 8 ab^{-1} and 4 ab^{-1} luminosities as benchmarks for the colliders with center of mass energies 250 GeV, 500 GeV, 1 TeV and 3 TeV respectively. The 2σ limits are shown in Fig. 23 by the thick solid (combined $e^\pm + 4j$ and SSDL, ‘with SSDL’) blue line. Combining the results given in Tab. VIII and IX and applying Eq. 87 we estimate bounds on the mixing angle and it is shown by the dashed (combined $e^\pm + 4j$ and OSDL, ‘with OSDL’) orange line.

2. Heavy neutrinos at e^+e^- colliders for complementarity

We consider $e^+e^- \rightarrow N\nu$ process followed by $N \rightarrow e^\pm W^\mp$ and hadronic decay of the W boson showing $e^\pm + 2j + p_T^{\text{miss}}$ final state. To study this final state we consider $\sqrt{s} = 91.2$ GeV, 250 GeV and 500 GeV. The distributions of the polar angle of the electron for the signal and corresponding backgrounds are same as in Fig. 22. To study this final state at $\sqrt{s} = 91.2$ GeV, we consider a generic background. The signal normalized by the square of the mixing and generic background cross sections before and after cuts at $\sqrt{s} = 91.2$ GeV are given in in Tab. X. The selection cuts

\sqrt{s} (GeV)	M_N (GeV)	Signal		Background	
		before cuts (fb)	after cuts (fb)	before cuts (fb)	after cuts (fb)
500	100	1480.1	211.82	57.64	5.31
	150	931.49	236.61	57.64	7.42
	200	643.48	189.58	57.64	6.09
	250	419.61	135.61	57.64	4.68

TABLE V: Cross sections of the signal (normalized by $|V_{eN}|^2$) and generic background before and after cuts for $e^- \gamma$ collider at $\sqrt{s} = 500$ GeV for the SSDL final state. We have used the following cuts: $p_T^{j_1, \text{leading}}, p_T^{j_2, \text{trailing}} > 10$ GeV, $p_T^{\ell_1, \text{leading}}, p_T^{\ell_2, \text{trailing}} > 10$ GeV, $60 \text{ GeV} < m_{j_1 j_2} < 100 \text{ GeV}$, $M_{N_1} - 40 \text{ GeV} < m_{\ell j j} < M_{N_1} + 40 \text{ GeV}$ and $\cos \theta_{l_1, \text{leading}} < 0.9$, $\cos \theta_{l_2, \text{trailing}} < 0.92$.

\sqrt{s} (TeV)	M_N (GeV)	Signal		Background	
		before cuts (fb)	after cuts (fb)	before cuts (fb)	after cuts (fb)
1	300	2596.01	123.3	128.82	1.76
	400	2137.9	307.5	128.82	1.68
	500	1699.8	109.5	128.82	0.22
	600	1236.02	190.9	128.82	0.37
	700	733.0	139.5	128.82	0.25

TABLE VI: Cross sections of the signal (normalized by $|V_{eN}|^2$) and generic background before and after cuts for $e^- \gamma$ collider at $\sqrt{s} = 1$ TeV for the SSDL final state. We have used the following cuts: $p_T^{j_1, \text{leading}} > 80$ GeV, $p_T^{j_2, \text{trailing}} > 20$ GeV, $p_T^{\ell_1, \text{leading}} > 120$ GeV, $p_T^{\ell_2, \text{trailing}} > 20$ GeV, $E_{\ell_1, \text{leading}} > 120$ GeV, $60 \text{ GeV} < m_{j_1 j_2} < 100 \text{ GeV}$, $M_{N_1} - 40 \text{ GeV} < m_{\ell j j} < M_{N_1} + 40 \text{ GeV}$ and $\cos \theta_{l_1, \text{leading}} < 0.92$.

for the signal and generic background are mentioned in the caption of Table. X. To study the $e^\pm + 2j + p_T^{\text{miss}}$ final state at $\sqrt{s} = 250$ GeV $e^- e^+$ collider, in addition to the generic background we also consider the background coming from the ZZ final state where one Z boson decays leptocically and the other hadronically. For relatively larger center of mass energy such as $\sqrt{s} = 500$ GeV one need to also add another important background in the form of $t\bar{t}$ process. The signal normalized by the square of the mixing and generic background cross sections before and after cuts at $\sqrt{s} = 250$ GeV and $\sqrt{s} = 500$ GeV for $e^\pm + 2j + p_T^{\text{miss}}$ final state are shown in Tab. XI and Tab. XII, respectively.

Using the normalized signal events (S) from Tabs. X-XII and the corresponding backgrounds (B), we estimate the significance of a 2σ contour on the $M_{N_1} - |V_{eN}|^2$ plane solving Eq. 87 with luminosities 150 ab^{-1} , 5.6 ab^{-1} and 4 ab^{-1} for $\sqrt{s} = 91.2$ GeV [223], 250 GeV and 500 GeV [224–226] respectively. In this context we have scaled the previous $\sqrt{s} = 1$ TeV [225] and 3 TeV [226] results using fat-jet signatures (hadronic decay of the W boson) from [60] at 8 ab^{-1} and 5 ab^{-1} luminosities respectively. These are represented by thick, darker green dot dashed contour in Fig. 23 as ‘ $e^- e^+$ ’. We show these bounds as a part of complementary study.

3. Different limits on light-heavy mixing angle

We compare our results with the existing bounds from a variety of experiments shown by the shaded gray region in Fig. 23. The ATLAS and CMS bounds from the SSDL signal at $\sqrt{s} = 8$ TeV LHC is shown by the red dashed and dotted lines from [227, 228] respectively. The bounds from the L3 detector of LEP are shown by light green dot dashed line from [229]. The bounds from $\sqrt{s} = 13$ TeV LHC using the SSDL searches from CMS [230] using cyan dot-dashed and trilepton searches from ATLAS [231] using cyan dashed and CMS [232] brown dot dashed lines respectively. The bounds obtained from the prompt (Pr) and long-lived (LL) heavy neutrinos searches from DELPHEI

\sqrt{s} (TeV)	M_N (GeV)	Signal		Background	
		before cuts (fb)	after cuts (fb)	before cuts (fb)	after cuts (fb)
3	1000	1342.1	167.94	85.47	0.14
	1500	1128.67	269.75	85.47	0.13
	2000	821.51	130.49	85.47	0.012
	2500	325.73	77.05	85.47	0.008

TABLE VII: Cross sections of the signal (normalized by $|V_{eN}|^2$) and generic background before and after cuts for $e^- \gamma$ collider at $\sqrt{s}=3$ TeV for the SSDL final state. We have used the following cuts: $p_T^J > 400$ GeV, $p_T^{\ell_1, \text{leading}} > 400$ GeV for $M_N = 1000$ GeV, 1500 GeV and $p_T^J > 800$ GeV, $p_T^{\ell_1, \text{leading}} > 800$ GeV for $M_N = 2000$ GeV, 2500 GeV. We have used the following additional cuts irrespective of heavy neutrino masses: $60 \text{ GeV} < m_J < 100$ GeV, $M_{N_1} - 40 \text{ GeV} < m_{\ell J} < M_{N_1} + 40 \text{ GeV}$ and $\cos \theta_{l_1, \text{leading}} < 0.92$.

\sqrt{s} (GeV)	M_N (GeV)	Signal	
		before cuts (fb)	after cuts (fb)
250	20	386.6	77.33
	40	341.6	102.5
	60	275.2	110.1
	80	195.6	68.46
500	100	1481	698.3
	150	928.5	601.4
	200	641.1	432.9
	250	418.8	283.1
1000	300	1161	678.4
	400	954.1	584.1
	500	756.9	471.2
	600	547.1	339.1
3000	700	322.9	190.2
	1000	1299	879.3
	1500	1085	804.6
	2000	783.6	625.4
	2500	309.5	262.9

TABLE VIII: Cross sections of the signal (normalized by $|V_{eN}|^2$) before and after cuts for $e^- \gamma$ collider at different center of mass energies for the final state $e^+ \mu^- jj p_T^{\text{miss}}$. We have used the following basic cuts: $p_T^J > 10$ GeV, $p_T^{\ell} > 10$ GeV and $|\eta_{\ell, j}| < 2.5$. For $\sqrt{s}=250$ GeV, 500 GeV and 1 TeV we have demanded at least two jets, whereas for $\sqrt{s}=3$ TeV we have considered final states with one or more jets as for this one has the possibility of a fat-jet. The criteria for fat-jet are same the SSDL scenario.

[233] are shown by dot dashed and dashed lines respectively. The limits from the EWPD [234–236] for the electron flavor are shown by the solid cyan line. Bounds on the mixing using long-lived particle (LLP) searches from the CMS [237] are shown by the solid magenta line for Dirac type and dot dashed purple line for Majorana types heavy neutrinos respectively. The conservative limits on the heavy neutrino mixing from the meson decay are shown by light green dashed line from [31]. The displaced vertex (DV) searches in ATLAS from the heavy neutrinos are taken from [238] where Dirac (D) and Majorana (M) types heavy neutrinos were considered for single flavor (1F) and different neutrino mass hierarchies such as normal hierarchy (NH) and inverted hierarchy (IH). The 1F case for the Dirac and

\sqrt{s} (GeV)	M_N (GeV)	Signal		Background	
		before cuts (fb)	after cuts (fb)	before cuts (fb)	after cuts (fb)
250	20	866.9	83.69	2.08	0.79
	40	752.7	121.65	2.08	0.79
	60	618.2	153.97	2.08	0.79
	80	2953	670.28	2.08	0.79
500	100	2962	490.53	59.78	10.35
	150	1860	455.06	59.78	10.35
	200	1287	371.46	59.78	10.35
	250	838.75	253.79	59.78	10.35
1000	300	2318	248.91	141.75	7.38
	400	1908	361.26	141.75	7.38
	500	1513	375.15	141.75	7.38
	600	1095	240.59	141.75	2.58
	700	644.5	151.98	141.75	2.58
3000	1000	2591	91.66	120.56	0.34
	1500	2168	242.91	120.56	0.34
	2000	1572	133.91	120.56	0.017
	2500	616.5	42.46	120.56	0.017

TABLE IX: Cross sections of the signal (normalized by $|V_{eN}|^2$) before and after cuts for $e^- \gamma$ collider at different center of mass energies for the final state $e^- \ell^+ jj p_T^{\text{miss}}$. For $\sqrt{s} = 250$ GeV, 500 GeV and 1 TeV we have demanded at least two jets, whereas for $\sqrt{s} = 3$ TeV we have considered final states with one or more jets as for this one has the possibility of a fat-jet. The criteria for fat-jet are same the SSDL scenario. For all of considered center of mass energies we used the polar angle cuts for leptons as $|\cos \theta_{\ell_1}| < 0.9$, $|\cos \theta_{\ell_2}| < 0.92$ and invariant mass cut $60 < m_{j_1 j_2} < 100$ GeV. For $\sqrt{s} = 250$ GeV and 500 GeV, we have used the following basic cuts: $p_T^{j_i} > 10$ GeV, $p_T^{\ell_i} > 10$ GeV. For $\sqrt{s} = 1000$ GeV, we used the following cuts: $p_T^{j_1} > 20$ GeV, $p_T^{j_2} > 10$ GeV, $p_T^{\ell_1} > 90$ GeV, $p_T^{\ell_2} > 20$ GeV for $M_N = 300 - 500$ GeV whereas for $M_N > 500$ GeV, we used $p_T^{j_1} > 20$ GeV, $p_T^{j_2} > 10$ GeV, $p_T^{\ell_1} > 150$ GeV, $p_T^{\ell_2} > 20$ GeV. For $\sqrt{s} = 3000$ GeV, we used the following cuts: $p_T^J > 180$ GeV, $p_T^{\ell_1} > 450$ GeV, $p_T^{\ell_2} > 30$ GeV, $60 < m_J < 100$ GeV in mass range $M_N = 1000 - 1500$ GeV, where as for $M_N > 1500$ GeV we used: $p_T^J > 180$ GeV, $p_T^{\ell_1} > 800$ GeV, $p_T^{\ell_2} > 40$ GeV, $60 < m_J < 100$ GeV.

Majorana types neutrinos are shown by purple and magenta dotted closed curves whereas other DV scenarios are shown by red solid (M-IH), light red dot dashed (D-IH), red dashed (D-NH) and light red dashed (M-NH) closed curves respectively. The prospective bounds obtained from the future circular collider for electron positron (FCC-ee) are shown by dashed Magenta line from [239]. The limits on the light-heavy mixing from SHiP are shown by the darker red dot dashed line from [240, 241] and those from the NA62 experiments are shown by darker red dashed line [242–245]. Prospective upper limits from MATHUSLA at FCC-hh for the W/Z boson decays for MATHUSLA surface version are presented by M-WZ-FCC-hh(S) and forward version M-WZ-FCC-hh(F) and the lines are shown by orange dashed and orange dotted lines respectively. The prospective limits for the heavy neutrinos produced from the W/Z boson decays at the high luminosity LHC (HL LHC) are presented by M-HL-LHC-WZ and shown by solid orange line. The bounds on the heavy neutrinos obtained from the B/D meson decays are represented by M-HL-LHC-BD and shown by orange dot dashed line [246]. The prospective bounds obtained from the FASER collaboration with detector radius 20 cm and 1 m are shown by the darker cyan dashed and dot dashed lines being marked as FASER20 and FASER1 respectively [247, 248]. For $M_{N_1} \geq 2$ GeV we find that recent bounds from LHC are stronger and rules out many existing results. Furthermore EWPd is stronger for heavier RHNs showing the gray shaded regions as ruled

\sqrt{s} (GeV)	M_N (GeV)	Signal		Background	
		before cuts (fb)	after cuts (fb)	before cuts (fb)	after cuts (fb)
91.2	20	370.21×10^4	93.24×10^4	2.52	0.163
	40	282.10×10^4	105.53×10^4		0.163
	60	156.23×10^4	63.16×10^4		0.320
	80	183.47×10^4	69.63×10^4		0.564

TABLE X: Cross sections of the signal (normalized by $|V_{eN}|^2$) and generic background before and after cuts for e^-e^+ collider at $\sqrt{s}=91.2$ GeV for the final state $e^\pm + 2j + p_T^{\text{miss}}$. We have used the following cuts: $\cos\theta_\ell < 0.92$, $p_T^{j1} > 15$ GeV, $p_T^{j2} > 10$ GeV, $p_T^{\text{miss}} > 15$ GeV and $p_T^\ell > 10$ GeV.

\sqrt{s} (GeV)	M_N (GeV)	Signal		Backgrounds	
		before cuts (fb)	after cuts (fb)	before cuts (fb)	after cuts (fb)
250	100	40510	5502	$evjj$: 4536	267
				ZZ : 101	4.6
	250	38200	3097	$evjj$: 4536	99
				ZZ : 101	1.3
	150	20300	3813	$evjj$: 4536	92.4
				ZZ : 101	1.3
	450	8600	2320	$evjj$: 4536	60
				ZZ : 101	0.63

TABLE XI: Cross sections of the signal (normalized by $|V_{eN}|^2$) and backgrounds before and after cuts for e^-e^+ collider at $\sqrt{s}=250$ GeV for the final state $e^\pm + 2j + p_T^{\text{miss}}$. We have used the following cuts: $\cos\theta_\ell < 0.92$, $p_T^{j1} > 30$ GeV, $p_T^{j2} > 20$ GeV, $p_T^\ell > 10$ GeV and $p_T^{\text{miss}} > 20$ GeV.

out parameter space. For $M_{N_1} \leq 2$ GeV we find strong limits from CHARM[249–251], JNIR [252], PS191 [253], BBN [254, 255] and theoretical bounds can be obtained from the seesaw scenario [256–258] in the anti clockwise direction. We find that the prospective limits from the $e^- \gamma$ colliders could be compared with the bounds obtained from e^-e^+ colliders from $M_{N_1} \geq 80$ GeV.

Here we would like to mention that one can also obtain prospective bound on mixing angle $|V_{\mu N}|^2$ at futuristic muon collider, see Refs. [102–104] for recent studies. They found that the 3 TeV/10 TeV muon collider can probe mixing angle as $|V_{\mu N}|^2 \sim 10^{-5}/10^{-6}$ for $M_N \sim \mathcal{O}(100 \text{ GeV})/\mathcal{O}(1 \text{ TeV})$.

B. Different signatures from triplet scalars

At $\gamma\gamma$ collider, one can easily produce H^\pm and $H^{\pm\pm}$ in pair. We found that $\gamma\gamma \rightarrow H^+H^-$ mode has nearly one order of magnitude less cross section than $\gamma\gamma \rightarrow H^{++}H^{--}$ process. Therefore we consider only the pair production of doubly charged scalar multiplet at $\gamma\gamma$ collider. As shown in Fig. 2, depending on the choices of v_Δ and Δm , $H^{\pm\pm}$ decays to either $\ell^\pm\ell^\pm$, $W^\pm W^\pm$ or $H^\pm W^{\pm*}$ with 100% branching ratio. In our analysis we will assume the mass splitting $\delta m \approx 0$ so that $H^{\pm\pm}$ either decays to $\ell^\pm\ell^\pm$ ($v_\Delta < 10^{-4}$ GeV) or $W^\pm W^\pm$ ($v_\Delta > 10^{-4}$ GeV). Hence depending on the values of v_Δ , pair production of $H^{\pm\pm}$ can produce either four leptons $\ell_i^\pm\ell_j^\pm\ell_k^\mp\ell_m^\mp$ or $W^\pm W^\pm W^\mp W^\mp$ in the final state. The $W^\pm W^\pm W^\mp W^\mp$ mode can produce several jets in the final state following the hadronic decay of the four W bosons.

Let us first discuss the leptonic mode $\gamma\gamma \rightarrow H^{\pm\pm}H^{\mp\mp} \rightarrow \ell_i^\pm\ell_j^\pm\ell_k^\mp\ell_m^\mp$ at e^+e^- collider with $\sqrt{s} = 3$ TeV. In this case, we assume $v_\Delta < 10^{-4}$ GeV such that the leptonic decay from the charged Higgs $\text{BR}(H^{\pm\pm} \rightarrow \ell^\pm\ell^\pm)$ can be

\sqrt{s} (GeV)	M_N (GeV)	Signal		Backgrounds	
		before cuts (fb)	after cuts (fb)	before cuts (fb)	after cuts (fb)
500	100	51028	16409	$evjj$: 2251	841
				ZZ : 38	1.53
				$t\bar{t}$: 198.5	8.8
	250	24506	11023	$evjj$: 2251	392.4
				ZZ : 38	0.35
				$t\bar{t}$: 198.5	2.54
	350	15212	6303	$evjj$: 2251	146.3
				ZZ : 38	0.2
				$t\bar{t}$: 198.5	0.6
	450	4701	2017	$evjj$: 2251	51.0
				ZZ : 38	0.1
				$t\bar{t}$: 198.5	0.06

TABLE XII: Cross sections of the signal (normalized by $|V_{eN}|^2$) and backgrounds before and after cuts for e^-e^+ collider at $\sqrt{s}=500$ GeV for the final state $e^\pm + 2j + p_T^{\text{miss}}$. We have used the following cuts: $\cos\theta_\ell < 0.92$, $p_T^{j1} > 45$ GeV, $p_T^{j2} > 10$ GeV, $p_T^{\text{miss}} > 15$ and $p_T^\ell > 50$.

dominant. Note that the doubly charged Higgs boson decay to leptonic final state goes as $\Gamma_{\ell_i\ell_j}^{H^{\pm\pm}} \propto |Y_\Delta^{ij}|^2$. Hence, the patterns of various leptonic channels will exactly follow the pattern of Y_Δ^{ij} , which is determined by oscillation parameter. As a result the $\text{BR}(H^{\pm\pm} \rightarrow \ell_i^\pm\ell_j^\pm)$ will also depend on the ordering of light neutrino mass. Hence, one expects that collider observables such as the cross-section $\sigma(\gamma\gamma \rightarrow H^{\pm\pm}H^{\mp\mp} \rightarrow \ell_i^\pm\ell_j^\pm\ell_k^\mp\ell_m^\mp)$ may strongly correlate with neutrino mass ordering. To show that indeed this is the case, we consider three possible scenario:

- (i) $\gamma\gamma \rightarrow H^{++}H^{--} \rightarrow \ell_i^+\ell_j^+\ell_i^-\ell_j^-$, where the index i, j is summed over. We are not considering τ channel as it is harder to detect compare to electron or muon. Note that this channel is lepton flavor conserving (LFC). In this analysis we consider a generic background of four lepton 4ℓ and two lepton with two W bosons $2\ell 2W$ where the W bosons decay leptonically. As for $v_\Delta < 10^{-4}$ GeV, there exist tight constraint on the mass of $M_{H^{\pm\pm}}$, we consider relatively high $M_{H^{\pm\pm}}$. Due to this reason one expect that lepton p_T distribution will peak at high p_T . Also lepton polar angle distribution will be similar as Fig. 22. The signal and backgrounds cross sections before and after the cuts are given in Tab. XIII for the NH and IH cases which affect the branching ratio of the charged scalars into leptons depending on the light neutrino mass hierarchy as the corresponding Yukawa couplings carry information from the neutrino oscillation data. We estimate the significance (σ) of the process as a function of luminosity (\mathcal{L}) and it is shown in the top row for the NH (IH) case in the left (right) panel of Fig. 24. For the case of NH, the signal can reach at a significance of 5σ between 10 fb^{-1} - 12 fb^{-1} luminosity for $M_{H^{\pm\pm}} = 900$ GeV and 1000 GeV. That for $M_{H^{\pm\pm}} = 1200$ GeV can reach at 5σ at 30 fb^{-1} luminosity. A significance of 3σ can be reached around 150 fb^{-1} luminosity for $M_{H^{\pm\pm}} = 1400$ GeV. We find slight improvement in the IH case where more than 5σ significance could be attained around 10 fb^{-1} luminosity for $M_{H^{\pm\pm}} = 900$ GeV, 1000 GeV and 1200 GeV respectively, however, a 5σ significance could be attained around a luminosity slightly above 200 fb^{-1} for $M_{H^{\pm\pm}} = 1400$ GeV.
- (ii) Second we consider the process $\gamma\gamma \rightarrow H^{++}H^{--} \rightarrow \ell_i^+\ell_i^+\ell_j^-\ell_j^-$ where $i \neq j$ and i, j are summed over electron and muon channel. This final state violates lepton flavor by two units. In this case we use the similar mass points and cuts as shown in Tab. XIII. For this signal we find there is no irreducible backgrounds in this case. The signal cross sections before and after cuts are shown in Tab. XIV for the NH and IH case. The estimated significance of this signal are shown in the middle row of Fig. 24 at $\sqrt{s} = 3$ TeV for NH (IH) case in the left (right) panel. The NH cases of $M_{H^{++}} = 900$ GeV, 1000 GeV and 1200 GeV could be observed at 5σ significance around 100

\sqrt{s} (TeV)	$M_{H^{\pm\pm}}$ (GeV)	Signal(NH)		Signal(IH)		Background	
		before cuts (fb)	after cuts (fb)	before cuts (fb)	after cuts (fb)	before cuts (fb)	after cuts (fb)
3	900	5.5	2.6	13.536	6.916	4 ℓ : 1.4 2 ℓ 2 W : 3.74	0.005 0.0008
	1000	4.2	2.2	10.81	5.29	4 ℓ : 1.4 2 ℓ 2 W : 3.74	0.005 0.0008
	1200	1.91	0.9	4.69	2.34	4 ℓ : 1.4 2 ℓ 2 W : 3.74	0.0011 0.00022
	1200	0.14	0.07	0.34	0.17	4 ℓ : 1.4 2 ℓ 2 W : 3.74	0.0011 0.00022

TABLE XIII: Cross sections for the signal and SM backgrounds before and after cuts for $\ell_i^+ \ell_j^+ \ell_i^- \ell_j^-$ final state from the $\gamma\gamma \rightarrow H^{++}H^{--}$ process where both $i = j$ and $i \neq j$ are possible scenarios. We have used the following cuts: $\cos\theta_{\ell_{1,3}} < 0.9$, $\cos\theta_{\ell_{2,4}} < 0.92$, $p_T^{\ell_{1,3}} > 400$ GeV and $p_T^{\ell_{2,4}} > 150$ GeV.

\sqrt{s} (TeV)	$M_{H^{\pm\pm}}$ (GeV)	Signal(NH)		Signal(IH)	
		before cuts (fb)	after cuts (fb)	before cuts (fb)	after cuts (fb)
3	900	0.162	0.12	5.31	3.82
	1000	0.122	0.09	3.99	2.87
	1200	0.056	0.04	1.84	1.32
	1400	0.0041	0.003	0.13	0.09

TABLE XIV: Cross sections for the signal $\ell_i^+ \ell_i^+ \ell_j^- \ell_j^-$ before and after cuts, where $i \neq j$ and i, j are summed over electron and muon channel. The cuts are same as in Table. XIII.

leptonic mode coming from $\gamma\gamma \rightarrow H^{++}H^{--}$ process followed by $H^{\pm\pm} \rightarrow W^\pm W^\pm$ and $W^\pm \rightarrow \ell^\pm \nu$ in association with missing momentum where $\ell = e, \mu$. We generate the SM backgrounds like $4W$, $W^\pm Z$ and 4ℓ . In this case W and Z bosons decay leptonically taking electrons and muons under consideration. We estimate the signal and background cross sections before and after the following selection cuts:

- (i) Transverse momentum for the p_T ordered leptons follow: (1) $p_T^{\ell_{1,3}} > 80$ GeV, $p_T^{\ell_{2,4}} > 30$ GeV for $M_{H^{++}} = 300$ GeV at $\sqrt{s} = 1$ TeV, (2) $p_T^{\ell_{1,3}} > 100$ GeV, $p_T^{\ell_{2,4}} > 50$ GeV for $M_{H^{++}} = 400$ GeV at $\sqrt{s} = 1.5$ TeV and (3) $p_T^{\ell_{1,3}} > 150$ GeV, $p_T^{\ell_{2,4}} > 75$ GeV for $M_{H^{++}} = 600$ GeV and 800 GeV at $\sqrt{s} = 3$ TeV respectively.
- (ii) The energy of the leptons are followed as: (1) $E_{\ell_{1,3}} > 100$ GeV and $E_{\ell_{2,4}} > 50$ GeV for $M_{H^{++}} = 300$ GeV at $\sqrt{s} = 1$ TeV, (2) $E_{\ell_{1,3}} > 150$ GeV and $E_{\ell_{2,4}} > 75$ GeV for $M_{H^{++}} = 400$ GeV at $\sqrt{s} = 1.5$ TeV and (3) $E_{\ell_{1,3}} > 200$ GeV and $E_{\ell_{2,4}} > 100$ GeV for $M_{H^{++}} = 600$ GeV and 800 GeV at $\sqrt{s} = 3$ TeV respectively.
- (iii) The azimuthal angles of the leptons follow: (1) $\cos\theta_{\ell_{1,3}} < 0.9$, $\cos\theta_{\ell_{2,4}} < 0.92$ for $M_{H^{++}} = 300$ GeV at $\sqrt{s} = 1$ TeV, (2) $\cos\theta_{\ell_{1,3}} < 0.88$, $\cos\theta_{\ell_{2,4}} < 0.92$ for $M_{H^{++}} = 400$ GeV at $\sqrt{s} = 1.5$ TeV and (3) $\cos\theta_{\ell_{1,3}} < 0.88$, $\cos\theta_{\ell_{2,4}} < 0.92$ for $M_{H^{++}} = 600$ GeV and 800 GeV at $\sqrt{s} = 3$ TeV, respectively.

The signal and backgrounds cross sections before and after the cuts are given in Tab. XVI. We show the significance of this process as a function of the integrated luminosity in Fig. 25. The significance can reach at 5σ with a luminosity between 600 fb^{-1} luminosity to 1 ab^{-1} luminosity.

\sqrt{s} (TeV)	$M_H^{\pm\pm}$ (GeV)	Signal(NH)		Signal(IH)		Background $2\ell 2W$	
		before cuts (fb)	after cuts (fb)	before cuts (fb)	after cuts (fb)	before cuts (fb)	after cuts (fb)
3	900	1.51	0.67	0.87	0.39	3.74	9.72×10^{-4}
	1000	1.13	0.55	0.66	0.32	3.74	9.72×10^{-4}
	1200	0.52	0.23	0.31	0.13	3.74	7.48×10^{-5}
	1400	0.04	0.02	0.02	0.01	3.74	7.48×10^{-5}

TABLE XV: Cross sections for the signal and SM backgrounds before and after cuts for $\ell_i^+ \ell_i^+ \ell_i^- \ell_j^- + \ell_i^+ \ell_j^+ \ell_i^- \ell_i^-$, where $i \neq j$ and i, j is summed over electron and muon channel. The cuts are same as in Table. XIII.

\sqrt{s} (TeV)	$M_H^{\pm\pm}$ (GeV)	Signal		Background	
		before cuts (fb)	after cuts (fb)	before cuts (fb)	after cuts (fb)
1	300	1.21	0.08	$4W$: 0.02	0.0004
				4ℓ : 8.0	0.112
				$W^\pm Z$: 1.45	0.035
1.5	400	0.88	0.052	$4W$: 0.092	0.0008
				4ℓ : 4.45	0.066
				$W^\pm Z$: 3.21	0.038
3	600	0.42	0.054	$4W$: 1.0	0.0023
				4ℓ : 1.4	0.00027
				$W^\pm Z$: 7.2	0.0145
	800	0.25	0.05	$4W$: 0.46	0.0023
				4ℓ : 1.4	0.03
				4ℓ : 7.2	0.014

TABLE XVI: Cross sections for the signal and SM backgrounds before and after cuts for $4W$ final state from the $\gamma\gamma \rightarrow H^{++}H^{--}$ process where W bosons decay leptonically.

C. Different signatures from triplet fermions

We study the production of triplet fermion at the $e^- \gamma$ collider. The triplet fermion has neutral and charged multiplets. The lower limit on the triplet fermion mass from the LHC is nearly 1 TeV. As a result we consider $M_\Sigma \geq 1.2$ TeV and center of mass energy of $e^- \gamma$ collider as 3 TeV. The dominant decay mode of the neutral multiplet is $W^\mp \ell$ and the second dominant mode of the charged multiplet is $Z\ell$. Due to the heavy triplet fermion mass under consideration, these W and Z bosons will be boosted and produce fat-jets. In this scenario we consider two different aspects in the following:

1. SSDL mode

We first consider the $W^- \Sigma^0$ case where W^- decays leptonically and Σ^0 decays into the dominant mode $e^- W^+$ where W^+ decays hadronically. In this analysis we consider a heavy triplet $M_\Sigma \geq 1.2$ TeV. As a result W^+ from the Σ^0 decay can be boosted so that the hadronic jets could be collimated to produce a boosted object called fat-jet (J). The fat jet topology is a very powerful tool to significantly reduce the SM backgrounds. In our analysis the jets are reconstructed by Cambridge-Aachen algorithm [259, 260] implemented in Fastjet [261, 262] package with the radius parameter as $R = 0.8$. Hence we consider SSDL+ J signature in association with missing momentum. Again as in the case of Type-I seesaw we have two possibilities such as SSSF and SSDF depending on the flavour of ℓ^- coming from the

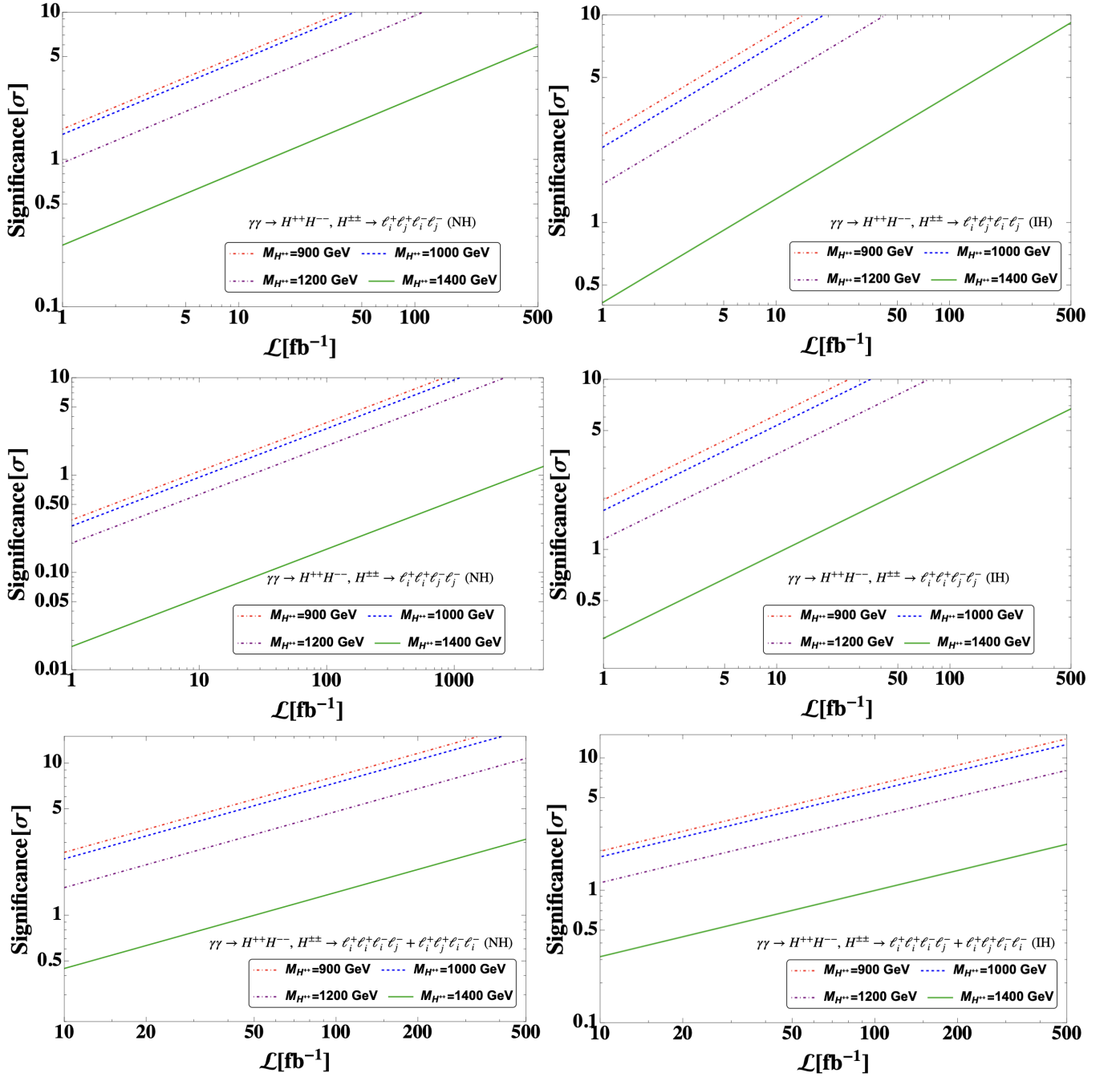


FIG. 24: Significance of different final states from $\gamma\gamma \rightarrow H^{++}H^{-}$ process at $\sqrt{s} = 3$ TeV as a function of integrated luminosity.

associated W^{-} decay. Hence we consider both the SSSF and SSDF signals with a fat-jet in association with missing momentum which can be useful to probe the Majorana nature of Σ^0 . The corresponding Feynman diagram is given in Fig. 26. In Fig. 27, we show the distributions of fat-jet transverse momentum (p_T^J), transverse momenta of the leptons ($p_T^{\ell_{1,2}}$), fat-jet mass (m_J), the polar angles of the leptons ($\cos\theta_{\ell_{1,2}}$) of the signal and corresponding backgrounds at $\sqrt{s} = 3$ TeV. In view of these distributions we use the following cuts for the signal and generic background:

- (i) The events selected with at least one fat-jets (J) and leptons ($\ell = e, \mu$) having transverse momenta $p_T^J > 400$ GeV, $p_T^{\ell_{1,\text{leading}}} > 400$ GeV and $p_T^{\ell_{2,\text{trailing}}} > 10$ GeV respectively for the neutral component of the triplet fermion

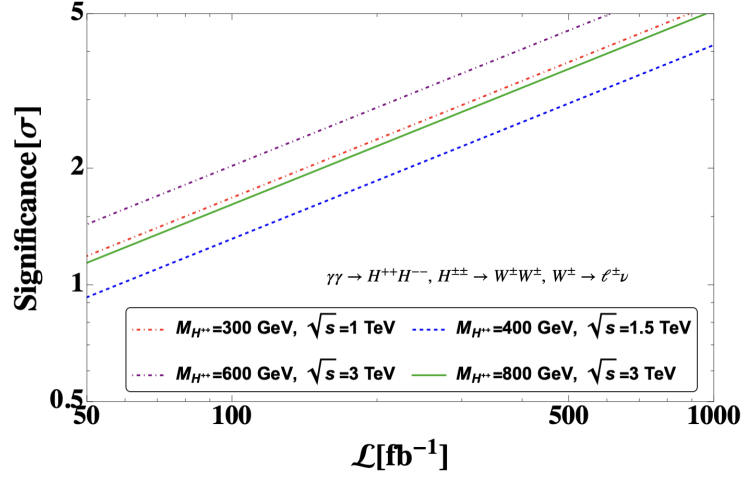


FIG. 25: Significance of different final states from $\gamma\gamma \rightarrow H^{++}H^{--}$ process at different \sqrt{s} as a function of integrated luminosity.

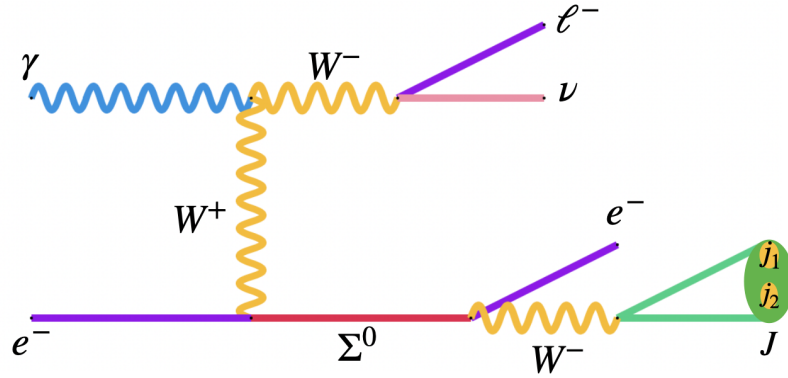


FIG. 26: SSDL+ J final state in association with missing momentum at $e^-\gamma$ collider where $\ell^- = e^-, \mu^-$. There is an additional s -channel process giving same final state which has been added in the analysis but not shown here.

with mass $M_{\Sigma^0} = 1200$ GeV, 1400 GeV, 1600 GeV and 1800 GeV respectively. For $M_{\Sigma^0} = 2000$ GeV, 2200 GeV and 2400 GeV, the cuts are $p_T^J > 600$ GeV, $p_T^{\ell_1, \text{leading}} > 600$ GeV and $p_T^{\ell_2, \text{trailing}} > 10$ GeV respectively.

- (ii) The jet mass (m_J) of the fat-jet is considered to be within $60 \text{ GeV} < m_J < 100 \text{ GeV}$.
- (iii) We reconstruct Σ^0 considering the electron and fat-jet system ($e^- J$) and using the invariant mass cut $M_{\Sigma^0} - 40 \text{ GeV} < m_{eJ} < M_{\Sigma^0} + 40 \text{ GeV}$ where M_{Σ^0} is the mass of the neutral component of the triplet fermion.
- (iv) The cosine of the polar angle of the leptons are considered to be $\cos \theta_{\ell_1, \text{leading}} < 0.92$ and $\cos \theta_{\ell_2, \text{trailing}} < 0.9$ respectively.

The signal normalized by the square of the mixing and corresponding background cross sections for the SSDL final state at $\sqrt{s} = 3$ TeV are given in Tab. XVII.

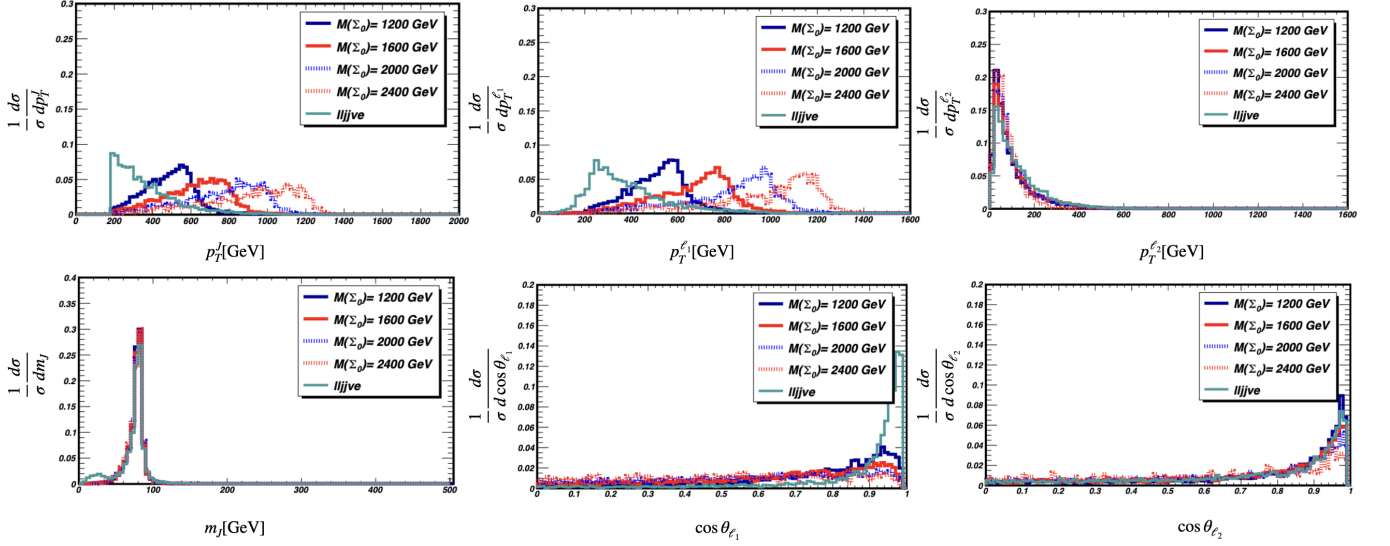


FIG. 27: The distributions of different kinematic variables from the SSDL signal from type-III seesaw and corresponding generic background from $e^- \gamma$ collider at $\sqrt{s} = 3$ TeV.

\sqrt{s} (TeV)	M_Σ (GeV)	Signal		Background	
		before cuts (fb)	after cuts (fb)	before cuts (fb)	after cuts (fb)
3	1200	2716.82	312.4	95.8	0.204
	1400	2527.68	377.15	95.8	0.243
	1600	2317.24	394.13	95.8	0.252
	1800	2068.63	380.31	95.8	0.371
	2000	1763.19	711.1	95.8	0.128
	2200	1386.45	273.5	95.8	0.102
	2400	939.3	204.43	95.82	0.068

TABLE XVII: Cross sections of the signal (normalized by $|V_{e\Sigma}|^2$) and generic background before and after cuts for $e^- \gamma$ collider at $\sqrt{s} = 3$ TeV for the SSDL final state.

2. Tripleton mode

The charged multiplets of the triplet fermion can also be produced at the $e^- \gamma$ collider in association with Z boson. Σ^- decays into $e^- Z$ followed by the hadronic decay mode of the Z boson. Due to the heavy mass of the triplet fermion after the recent LHC limits we consider $M_\Sigma \geq 1$ TeV hence it can produce a boosted Z boson which can produce a fat-jet after the hadronic decay which could have a unique feature. The associated Z boson decays into a pair of charged leptons. Hence we finally observe a tripleton plus fat-jet signal which could be an interesting signature at the $e^- \gamma$ colliders. In addition to this mode another interesting channel could be the $\Sigma^- h$ mode where h can decay into b-jets dominantly followed by the $\Sigma^- \rightarrow e^- J$ mode from the charged multiplet of the triplet fermion. However, in this article we finally concentrate on the gauge boson associated triplet production processes not including the Higgs associated channel in further consideration. The corresponding Feynman diagram is given in Fig. 28. Generating the tripleton events with jets we show the distributions of fat-jet transverse momentum (p_T^J), transverse momenta of the leptons ($p_T^{\ell_{1,2,3}}$), fat-jet mass (m_J), the polar angles of the leptons ($\cos \theta_{\ell_{1,2,3}}$) of the signal and corresponding backgrounds in Fig. 29. In view of these distributions we use the following cuts to generate tripleton plus fat-jet events for the signal and generic background:

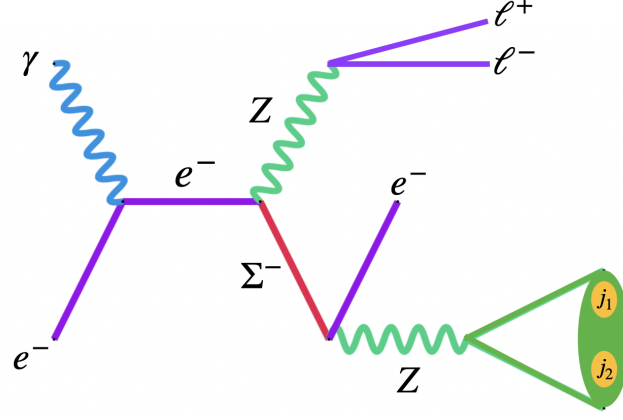


FIG. 28: Feynman diagram for the process $e^- \gamma \rightarrow e^- \ell^+ \ell^- + J$. There is an additional t -channel process giving same final state which has been added in the analysis but not shown here.

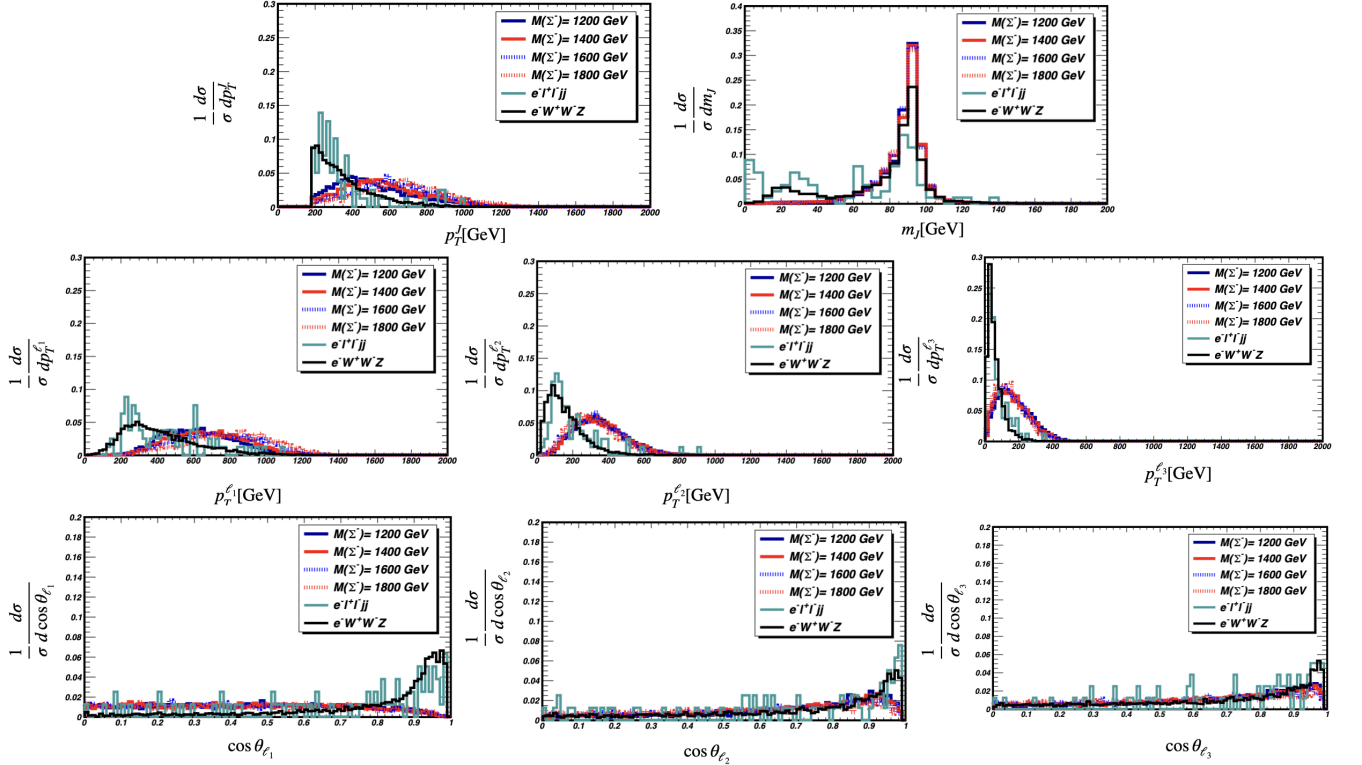


FIG. 29: The distributions of different kinematic variables from the trilepton plus fat-jet signal from type-III seesaw and corresponding backgrounds from $e^- \gamma$ collider at $\sqrt{s} = 3$ TeV.

- (i) The events selected with at least one fat-jet (J) and three leptons having transverse momenta $p_T^J > 300$ GeV, $p_T^{\ell_1, \text{leading}} > 400$ GeV, $p_T^{\ell_2, \text{trailing}} > 150$ GeV and $p_T^{\ell_3, \text{trailing}} > 75$ GeV respectively for $M_{\Sigma^-} = 1200$ GeV, 1400 GeV, 1600 GeV and 1800 GeV respectively.
- (ii) The jet mass (m_J) of the fat-jet is considered to be within $60 \text{ GeV} < m_J < 100 \text{ GeV}$.
- (iii) We reconstruct Σ^- considering the electron and fat-jet system ($e^- J$) and using the invariant mass cut $M_{\Sigma^-} - 40 \text{ GeV} < m_{eJ} < M_{\Sigma^-} + 40 \text{ GeV}$.

- (iv) The cosine of the polar angle of the leptons are considered to be $\cos\theta_{l_{1,\text{leading}}} < 0.9$, $\cos\theta_{l_{2,\text{trailing}}} < 0.92$ and $\cos\theta_{l_{3,\text{trailing}}} < 0.94$ respectively.

The signal normalized by the square of the mixing and corresponding background cross sections for the trilepton plus fat-jet final state at $\sqrt{s}=3$ TeV are given in Tab. XVIII.

\sqrt{s} (TeV)	M_Σ (GeV)	Signal		Background	
		before cuts (fb)	after cuts (fb)	before cuts (fb)	after cuts (fb)
3	1200	24.67	3.63	-	-
	1400	21.23	5.11	-	0.0014
	1600	16.82	4.06	$elljj : 0.491$	-
	1800	12.1	2.73	$eWWZ : 1.353$	0.00115
					-
					0.00017

TABLE XVIII: Cross sections of the signal $e^-\gamma \rightarrow e^-\ell^+\ell^- + J$ (normalized by $|V_{e\Sigma}|^2$) and generic background before and after cuts for $e^-\gamma$ collider at $\sqrt{s}=3$ TeV. In the background column ‘-’ stands for extremely low cross section of the background $elljj$ compared to $eWWZ$.

3. Limits on the mixing angle

For both the case of $SSDL+J$ and $e^-\ell^+\ell^- + J$, studying the signal (S) and the corresponding backgrounds (B) we estimate the $2\text{-}\sigma$ limits on the mixing using Eq. 87 taking 5 ab^{-1} of integrated luminosity as a benchmark. The limits coming from $SSDL+J$ and $e^-\ell^+\ell^- + J$ are represented by the thick blue and dashed blue line, respectively in Fig. 30. We compare the results with the limits from EWPD for electron ($V_{e\Sigma} = 0.019$) and universal EWPD ($V_{e\Sigma} = 0.016$) respectively from [235]. We find that the $2\text{-}\sigma$ bound on the mixing for the $SSDL$ signal can reach $\mathcal{O}(10^{-5})$ for $M_\Sigma = 2$ TeV which is well below the expected limits. The $2\text{-}\sigma$ limit on the mixing from the trilepton plus fat-jet signal can reach up to 2.2×10^{-4} for $M_\Sigma = 1.475$ TeV which is slightly stronger than the EWPD-U limit. We find that the limits almost remain flat through out the mass range we consider apart from some heavy masses where fat-jet signatures become stronger for the signal over the backgrounds. We do not probe the energy threshold because cross section sharply falls near that region which may provide comparatively weaker bounds on the mixing.

V. DISCUSSIONS AND CONCLUSIONS

In this paper we study three types of electroweak scale seesaw scenarios at electron photon and photon photon colliders at different center of mass energies. We have systemically calculated the cross sections of different production modes of the BSM particles at these colliders averaging over photon spectrum for fixed \sqrt{s} as a function of the corresponding BSM particle mass. First we consider the production of a heavy Majorana neutrinos from the type-I seesaw scenario at the electron photon collider in association with W boson. From this channel we study $e^\pm + 4j$ scenario where the heavy neutrino dominantly decays to $W^\mp e^\pm$, followed by the hadronic decay of W bosons produced in this channel. In addition to that we consider the leptonic decay of the associated W boson so that $SSDL$ and $OSDL$ modes could be obtained. Considering these final states in association with two jets from the hadronic decay of the W boson coming from the heavy neutrino we estimate the limits on the light-heavy mixing. Hence combining $SSDL$ mode with $e^\pm + 4j$ and $OSDL$ mode with $e^\pm + 4j$ we estimate limits on the mixing angle separately for comparison at

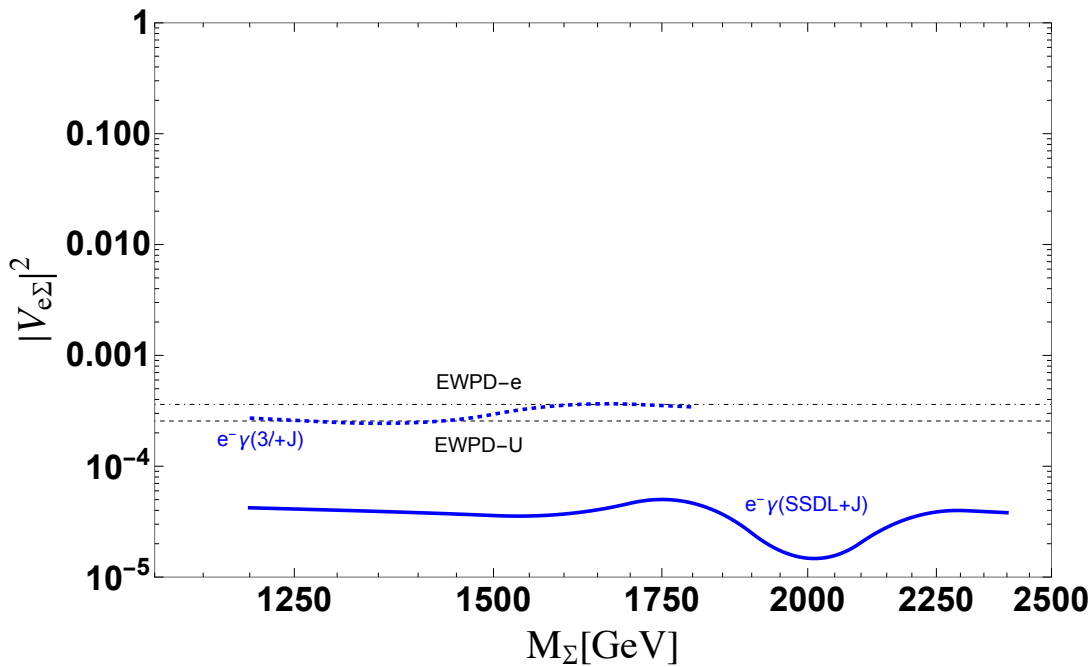


FIG. 30: 2σ limits on the mixing angle from SSDL+J in association with missing momentum (thick, blue) and $3\ell + J$ final state (dashed, blue) at $e^{-}\gamma$ collider with $\sqrt{s} = 3$ TeV at 5 ab^{-1} luminosity. We compare the results with the limits from EWPD for electron (black dot-dashed) and universal EWPD (black dashed).

2σ significance. For completeness we compare the limits with the existing bounds and prospective limits at electron positron colliders at different center of mass energies. Depending on the center of mass energy, heavy neutrino mass and the choice of the final state signal, the limits on the light-heavy mixing obtained from electron photon colliders could be stronger compare to existing limits. The obtained limits are stronger than the limits obtained from the eletroweak precision study. Second we consider the type-II seesaw scenario where we produce doubly charged scalar at photon photon collider studying a variety of multilepton modes. Studying the signals and SM backgrounds we find that signals with 5σ significance could be obtained at 3 TeV photon photon collider where the triplet scalar masses around 1 TeV. Like the singlet fermion we have studied triplet fermion production in electron photon collider from the type-III seesaw scenario as the third case. In this case we consider 3 TeV collider as the triplet mass is greater than 1.2 TeV due to the current LHC limit. We study SSDL mode from the neutral multiplet and triplepton mode from the charged multiplet of the triplet fermion in association with fat-jet. Studying the signal and SM backgrounds we estimate limits on the light-heavy mixings and find stronger bounds compared to those obtained from the eletroweak precision measurements. Finally we mention that a systematic study involving multivariate analysis may improve these results. When electron positron collider will be built in future, unique opportunities of constructing electron photon and photon photon colliders will be possible where one can test electroweak scale seesaw scenarios. This will help to fix neutrino mass generation mechanism. In addition to that possible studies on Majorana or Dirac nature of neutrinos could also be possible.

Finally we would like to stress that in our study we have used the cut-based analyses where the cuts do depend on the mass of the heavy degrees of freedom. This search strategy is always less efficient than a “bump-hunting” algorithm or a boosted decision tree (BDT) based on general kinematic variables which are not based on search mass priors. Also we would like to again mention that if one consider polarized beam, the bound might be weaker compare to what we obtained.

Appendix A: Photon PDF

```

1  ! bcompton(y,epol,apol) described below is the function which gives the energy spectrum of the
    photon coming from Compton back-scattering. ! y is the ratio between photon energy and electron
    energy. epol and apol are the electron and photon polarization.
2  ! The bcompton(y,epol,apol) function described below is written based on the paper hep-ex/0108012
    can be added at line number 101 of PhotonFlux.f file in Madgraph.
3
4  real*8 function bcompton(y,epol,apol)
5  real*8 y,epol,apol
6  real*8 x,Dx,lee,laa,ymax,r,f
7  data x/2.24034d0/
8
9  lee=0.0d0*epol
10 laa=apol
11
12  Dx= (1d0-4d0/x-8d0/x**2)*dlog(1d0+x)+0.5d0+8d0/x-0.5d0/(1d0+x)**2
13  & +2d0*lee*laa*( (1d0+2d0/x)*dlog(1d0+x)-2.5d0+1d0/(1d0+x)
14  & -0.5/(1d0+x)**2 )
15
16  ymax=x/(1d0+x)
17  if (y.le.ymax) then
18  r=y/x/(1d0-y)
19  f=( 1d0/(1d0-y) +1d0-y -4d0*r*(1d0-r)
20  & -2d0*lee*laa*r*x*(2d0*r-1d0)*(2d0-y) ) /Dx
21  else
22  f=0d0
23  endif
24  bcompton = f
25  !write(1,*)y,f
26  end

```

ACKNOWLEDGMENTS

The authors would like to thank Kentarou Mawatari for useful discussion and providing the codes for photon PDF implementation in Madgraph. The work of S.M. is supported by KIAS Individual Grants (PG086001) at Korea Institute for Advanced Study. The work of S.S. is supported by Fundação de Amparo à Pesquisa do Estado de São Paulo (FAPESP) grant 2021/09547-9.

-
- [1] **Particle Data Group** Collaboration, P. A. Zyla *et al.*, “Review of Particle Physics,” *PTEP* **2020** no. 8, (2020) 083C01.
 - [2] S. Weinberg, “Baryon and Lepton Nonconserving Processes,” *Phys. Rev. Lett.* **43** (1979) 1566–1570.
 - [3] J. Schechter and J. W. F. Valle, “Neutrino Masses in SU(2) x U(1) Theories,” *Phys. Rev. D* **22** (1980) 2227.
 - [4] P. Minkowski, “ $\mu \rightarrow e\gamma$ at a Rate of One Out of 10^9 Muon Decays?,” *Phys. Lett. B* **67** (1977) 421–428.
 - [5] M. Gell-Mann, P. Ramond, and R. Slansky, “Complex Spinors and Unified Theories,” *Conf. Proc. C* **790927** (1979) 315–321, [arXiv:1306.4669 \[hep-th\]](#).
 - [6] T. Yanagida, “Horizontal gauge symmetry and masses of neutrinos,” *Conf. Proc. C* **7902131** (1979) 95–99.
 - [7] O. Sawada and A. Sugamoto, eds., *Proceedings: Workshop on the Unified Theories and the Baryon Number in the Universe: Tsukuba, Japan, February 13-14, 1979*. Natl.Lab.High Energy Phys., Tsukuba, Japan, 1979.

- [8] R. N. Mohapatra and G. Senjanovic, “Neutrino Mass and Spontaneous Parity Nonconservation,” *Phys. Rev. Lett.* **44** (1980) 912.
- [9] K. N. Abazajian *et al.*, “Light Sterile Neutrinos: A White Paper,” [arXiv:1204.5379 \[hep-ph\]](#).
- [10] **BOREXINO** Collaboration, G. Bellini *et al.*, “Neutrinos from the primary proton–proton fusion process in the Sun,” *Nature* **512** no. 7515, (2014) 383–386.
- [11] **MiniBooNE** Collaboration, A. A. Aguilar-Arevalo *et al.*, “Updated MiniBooNE neutrino oscillation results with increased data and new background studies,” *Phys. Rev. D* **103** no. 5, (2021) 052002, [arXiv:2006.16883 \[hep-ex\]](#).
- [12] P. B. Denton, “Sterile Neutrino Searches with MicroBooNE: Electron Neutrino Disappearance,” [arXiv:2111.05793 \[hep-ph\]](#).
- [13] P. D. Bolton, F. F. Deppisch, and P. S. Bhupal Dev, “Neutrinoless double beta decay versus other probes of heavy sterile neutrinos,” *JHEP* **03** (2020) 170, [arXiv:1912.03058 \[hep-ph\]](#).
- [14] P. A. Machado, O. Palamara, and D. W. Schmitz, “The Short-Baseline Neutrino Program at Fermilab,” *Ann. Rev. Nucl. Part. Sci.* **69** (2019) 363–387, [arXiv:1903.04608 \[hep-ex\]](#).
- [15] **MicroBooNE** Collaboration, P. Abratenko *et al.*, “Search for Neutrino-Induced Neutral Current Δ Radiative Decay in MicroBooNE and a First Test of the MiniBooNE Low Energy Excess Under a Single-Photon Hypothesis,” [arXiv:2110.00409 \[hep-ex\]](#).
- [16] C. A. Argüelles, K. Farrag, T. Katori, R. Khandelwal, S. Mandalia, and J. Salvado, “Sterile neutrinos in astrophysical neutrino flavor,” *JCAP* **02** (2020) 015, [arXiv:1909.05341 \[hep-ph\]](#).
- [17] B. Dasgupta and J. Kopp, “Sterile Neutrinos,” *Phys. Rept.* **928** (2021) 63, [arXiv:2106.05913 \[hep-ph\]](#).
- [18] K. Jodłowski and S. Trojanowski, “Neutrino beam-dump experiment with FASER at the LHC,” *JHEP* **05** (2021) 191, [arXiv:2011.04751 \[hep-ph\]](#).
- [19] P. Bakhti, Y. Farzan, and S. Pascoli, “Discovery potential of FASER ν with contained vertex and through-going events,” *JHEP* **04** (2021) 075, [arXiv:2010.16312 \[hep-ph\]](#).
- [20] Y. Jho, J. Kim, P. Ko, and S. C. Park, “Search for sterile neutrino with light gauge interactions: recasting collider, beam-dump, and neutrino telescope searches,” [arXiv:2008.12598 \[hep-ph\]](#).
- [21] P. Ballett, T. Boschi, and S. Pascoli, “Heavy Neutral Leptons from low-scale seesaws at the DUNE Near Detector,” *JHEP* **03** (2020) 111, [arXiv:1905.00284 \[hep-ph\]](#).
- [22] S. Carbajal and A. M. Gago, “Indirect search of Heavy Neutral Leptons using the DUNE Near Detector,” [arXiv:2202.09217 \[hep-ph\]](#).
- [23] G. Cvetič, C. Dib, and C. S. Kim, “Probing Majorana neutrinos in rare $\pi^+ \rightarrow e^+ e^+ \mu^- \nu$ decays,” *JHEP* **06** (2012) 149, [arXiv:1203.0573 \[hep-ph\]](#).
- [24] G. Cvetič, C. S. Kim, and J. Zamora-Saá, “CP violation in lepton number violating semihadronic decays of K, D, D_s, B, B_c ,” *Phys. Rev. D* **89** no. 9, (2014) 093012, [arXiv:1403.2555 \[hep-ph\]](#).
- [25] C. Dib and C. S. Kim, “Remarks on the lifetime of sterile neutrinos and the effect on detection of rare meson decays $M^+ \rightarrow M' - \ell^+ \ell^+$,” *Phys. Rev. D* **89** no. 7, (2014) 077301, [arXiv:1403.1985 \[hep-ph\]](#).
- [26] G. Cvetič, C. S. Kim, R. Kogerler, and J. Zamora-Saa, “Oscillation of heavy sterile neutrino in decay of $B \rightarrow \mu e \pi$,” *Phys. Rev. D* **92** (2015) 013015, [arXiv:1505.04749 \[hep-ph\]](#).
- [27] S. Mandal and N. Sinha, “Favoured B_c Decay modes to search for a Majorana neutrino,” *Phys. Rev. D* **94** no. 3, (2016) 033001, [arXiv:1602.09112 \[hep-ph\]](#).
- [28] S. Mandal, M. Mitra, and N. Sinha, “Constraining the right-handed gauge boson mass from lepton number violating meson decays in a low scale left-right model,” *Phys. Rev. D* **96** no. 3, (2017) 035023, [arXiv:1705.01932 \[hep-ph\]](#).
- [29] C. O. Dib, C. S. Kim, and K. Wang, “Signatures of Dirac and Majorana sterile neutrinos in trilepton events at the LHC,” *Phys. Rev. D* **95** no. 11, (2017) 115020, [arXiv:1703.01934 \[hep-ph\]](#).
- [30] G. Cvetič and C. S. Kim, “Sensitivity limits on heavy-light mixing $|U_{\mu N}|^2$ from lepton number violating B meson decays,” *Phys. Rev. D* **96** no. 3, (2017) 035025, [arXiv:1705.09403 \[hep-ph\]](#). [Erratum: *Phys.Rev.D* 102, 019903 (2020), Erratum: *Phys.Rev.D* 102, 039902 (2020)].
- [31] E. J. Chun, A. Das, S. Mandal, M. Mitra, and N. Sinha, “Sensitivity of Lepton Number Violating Meson Decays in Different Experiments,” *Phys. Rev. D* **100** no. 9, (2019) 095022, [arXiv:1908.09562 \[hep-ph\]](#).
- [32] S. Tapia, M. Vidal-Bravo, and J. Zamora-Saa, “Discovering heavy neutrino oscillations in rare $B_{c\pm}$ meson decays at HL-LHCb,” *Phys. Rev. D* **105** no. 3, (2022) 035003, [arXiv:2109.06027 \[hep-ph\]](#).
- [33] J.-L. Tastet, E. Goudzovski, I. Timiryasov, and O. Ruchayskiy, “Projected NA62 sensitivity to heavy neutral lepton

- production in $K^+ \rightarrow \pi^0 e^+ N$ decays,” *Phys. Rev. D* **104** no. 5, (2021) 055005, [arXiv:2008.11654 \[hep-ph\]](#).
- [34] A. Abada, D. Bećirević, O. Sumensari, C. Weiland, and R. Zukanovich Funchal, “Sterile neutrinos facing kaon physics experiments,” *Phys. Rev. D* **95** no. 7, (2017) 075023, [arXiv:1612.04737 \[hep-ph\]](#).
- [35] Y.-S. Tsai, “Decay Correlations of Heavy Leptons in $e^+e^- \rightarrow \text{Lepton} + \text{Lepton}^-$,” *Phys. Rev. D* **4** (1971) 2821. [Erratum: *Phys.Rev.D* 13, 771 (1976)].
- [36] M. Gourdin and X.-Y. Pham, “Study of Electron Type Neutral Heavy Lepton in Electron - Positron Reactions. 1. Production,” *Nucl. Phys. B* **164** (1980) 387–398.
- [37] M. Gourdin and X.-Y. Pham, “STUDY OF ELECTRON TYPE NEUTRAL HEAVY LEPTON IN ELECTRON - POSITRON REACTIONS. 2. LEPTONIC DECAY,” *Nucl. Phys. B* **164** (1980) 399–412.
- [38] S. T. Petcov, “Possible Signature for Production of Majorana Particles in e^+e^- and $p\bar{p}$ Collisions,” *Phys. Lett. B* **139** (1984) 421–426.
- [39] J. Maalampi, K. Mursula, and R. Vuopionpera, “Heavy neutrinos in e^+e^- collisions,” *Nucl. Phys. B* **372** (1992) 23–43.
- [40] W. Buchmuller and C. Greub, “Right-handed currents and heavy neutrinos in high-energy ep and e^+e^- scattering,” *Nucl. Phys. B* **381** (1992) 109–128.
- [41] T. Asaka and M. Shaposhnikov, “The ν MSM, dark matter and baryon asymmetry of the universe,” *Phys. Lett. B* **620** (2005) 17–26, [arXiv:hep-ph/0505013](#).
- [42] T. Han and B. Zhang, “Signatures for Majorana neutrinos at hadron colliders,” *Phys. Rev. Lett.* **97** (2006) 171804, [arXiv:hep-ph/0604064](#).
- [43] D. Gorbunov and M. Shaposhnikov, “How to find neutral leptons of the ν MSM?,” *JHEP* **10** (2007) 015, [arXiv:0705.1729 \[hep-ph\]](#). [Erratum: *JHEP* 11, 101 (2013)].
- [44] F. del Aguila and J. A. Aguilar-Saavedra, “Distinguishing seesaw models at LHC with multi-lepton signals,” *Nucl. Phys. B* **813** (2009) 22–90, [arXiv:0808.2468 \[hep-ph\]](#).
- [45] M. Mitra, G. Senjanovic, and F. Vissani, “Neutrinoless Double Beta Decay and Heavy Sterile Neutrinos,” *Nucl. Phys. B* **856** (2012) 26–73, [arXiv:1108.0004 \[hep-ph\]](#).
- [46] A. Das and N. Okada, “Inverse seesaw neutrino signatures at the LHC and ILC,” *Phys. Rev. D* **88** (2013) 113001, [arXiv:1207.3734 \[hep-ph\]](#).
- [47] P. S. Bhupal Dev, R. Franceschini, and R. N. Mohapatra, “Bounds on TeV Seesaw Models from LHC Higgs Data,” *Phys. Rev. D* **86** (2012) 093010, [arXiv:1207.2756 \[hep-ph\]](#).
- [48] P. S. B. Dev, A. Pilaftsis, and U.-k. Yang, “New Production Mechanism for Heavy Neutrinos at the LHC,” *Phys. Rev. Lett.* **112** no. 8, (2014) 081801, [arXiv:1308.2209 \[hep-ph\]](#).
- [49] A. Das, P. S. Bhupal Dev, and N. Okada, “Direct bounds on electroweak scale pseudo-Dirac neutrinos from $\sqrt{s} = 8$ TeV LHC data,” *Phys. Lett. B* **735** (2014) 364–370, [arXiv:1405.0177 \[hep-ph\]](#).
- [50] A. Das and N. Okada, “Improved bounds on the heavy neutrino productions at the LHC,” *Phys. Rev. D* **93** no. 3, (2016) 033003, [arXiv:1510.04790 \[hep-ph\]](#).
- [51] S. Antusch, E. Cazzato, and O. Fischer, “Higgs production from sterile neutrinos at future lepton colliders,” *JHEP* **04** (2016) 189, [arXiv:1512.06035 \[hep-ph\]](#).
- [52] A. Das, P. Konar, and S. Majhi, “Production of Heavy neutrino in next-to-leading order QCD at the LHC and beyond,” *JHEP* **06** (2016) 019, [arXiv:1604.00608 \[hep-ph\]](#).
- [53] A. Das, P. Konar, and A. Thalapillil, “Jet substructure shedding light on heavy Majorana neutrinos at the LHC,” *JHEP* **02** (2018) 083, [arXiv:1709.09712 \[hep-ph\]](#).
- [54] A. Bhardwaj, A. Das, P. Konar, and A. Thalapillil, “Looking for Minimal Inverse Seesaw scenarios at the LHC with Jet Substructure Techniques,” *J. Phys. G* **47** no. 7, (2020) 075002, [arXiv:1801.00797 \[hep-ph\]](#).
- [55] S. Antusch, E. Cazzato, O. Fischer, A. Hammad, and K. Wang, “Lepton Flavor Violating Dilepton Dijet Signatures from Sterile Neutrinos at Proton Colliders,” *JHEP* **10** (2018) 067, [arXiv:1805.11400 \[hep-ph\]](#).
- [56] E. Arganda, M. J. Herrero, X. Marcano, and C. Weiland, “Exotic $\mu\tau jj$ events from heavy ISS neutrinos at the LHC,” *Phys. Lett. B* **752** (2016) 46–50, [arXiv:1508.05074 \[hep-ph\]](#).
- [57] A. Das, P. S. B. Dev, and C. S. Kim, “Constraining Sterile Neutrinos from Precision Higgs Data,” *Phys. Rev. D* **95** no. 11, (2017) 115013, [arXiv:1704.00880 \[hep-ph\]](#).
- [58] A. Das, Y. Gao, and T. Kamon, “Heavy neutrino search via semileptonic Higgs decay at the LHC,” *Eur. Phys. J. C* **79** no. 5, (2019) 424, [arXiv:1704.00881 \[hep-ph\]](#).
- [59] S. Chakraborty, M. Mitra, and S. Shil, “Fat Jet Signature of a Heavy Neutrino at Lepton Collider,” *Phys. Rev. D* **100**

- no. 1, (2019) 015012, [arXiv:1810.08970 \[hep-ph\]](#).
- [60] A. Das, S. Jana, S. Mandal, and S. Nandi, “Probing right handed neutrinos at the LHeC and lepton colliders using fat jet signatures,” *Phys. Rev. D* **99** no. 5, (2019) 055030, [arXiv:1811.04291 \[hep-ph\]](#).
- [61] J. Liu, Z. Liu, L.-T. Wang, and X.-P. Wang, “Enhancing Sensitivities to Long-lived Particles with High Granularity Calorimeters at the LHC,” *JHEP* **11** (2020) 066, [arXiv:2005.10836 \[hep-ph\]](#).
- [62] A. Das and N. Okada, “Bounds on heavy Majorana neutrinos in type-I seesaw and implications for collider searches,” *Phys. Lett. B* **774** (2017) 32–40, [arXiv:1702.04668 \[hep-ph\]](#).
- [63] J. Liu, Z. Liu, L.-T. Wang, and X.-P. Wang, “Seeking for sterile neutrinos with displaced leptons at the LHC,” *JHEP* **07** (2019) 159, [arXiv:1904.01020 \[hep-ph\]](#).
- [64] S. Mondal and S. K. Rai, “Probing the Heavy Neutrinos of Inverse Seesaw Model at the LHeC,” *Phys. Rev. D* **94** no. 3, (2016) 033008, [arXiv:1605.04508 \[hep-ph\]](#).
- [65] J. C. Helo, M. Hirsch, and Z. S. Wang, “Heavy neutral fermions at the high-luminosity LHC,” *JHEP* **07** (2018) 056, [arXiv:1803.02212 \[hep-ph\]](#).
- [66] M. Drewes, “The Phenomenology of Right Handed Neutrinos,” *Int. J. Mod. Phys. E* **22** (2013) 1330019, [arXiv:1303.6912 \[hep-ph\]](#).
- [67] M. Drewes and J. Hajer, “Heavy Neutrinos in displaced vertex searches at the LHC and HL-LHC,” *JHEP* **02** (2020) 070, [arXiv:1903.06100 \[hep-ph\]](#).
- [68] M. Drewes, A. Giammanco, J. Hajer, and M. Lucente, “New long-lived particle searches in heavy-ion collisions at the LHC,” *Phys. Rev. D* **101** no. 5, (2020) 055002, [arXiv:1905.09828 \[hep-ph\]](#).
- [69] M. Hirsch and Z. S. Wang, “Heavy neutral leptons at ANUBIS,” *Phys. Rev. D* **101** no. 5, (2020) 055034, [arXiv:2001.04750 \[hep-ph\]](#).
- [70] Y. Gao and K. Wang, “Heavy Neutrino Searches via Same-sign Lepton Pairs at the Higgs Factory,” [arXiv:2102.12826 \[hep-ph\]](#).
- [71] A. Abada, C. Hati, X. Marcano, and A. M. Teixeira, “Interference effects in LNV and LFV semileptonic decays: the Majorana hypothesis,” *JHEP* **09** (2019) 017, [arXiv:1904.05367 \[hep-ph\]](#).
- [72] A. Abada, N. Bernal, M. Losada, and X. Marcano, “Inclusive Displaced Vertex Searches for Heavy Neutral Leptons at the LHC,” *JHEP* **01** (2019) 093, [arXiv:1807.10024 \[hep-ph\]](#).
- [73] A. Abada, A. Hernández-Cabezudo, and X. Marcano, “Beta and Neutrinoless Double Beta Decays with KeV Sterile Fermions,” *JHEP* **01** (2019) 041, [arXiv:1807.01331 \[hep-ph\]](#).
- [74] V. De Romeri, M. J. Herrero, X. Marcano, and F. Scarcella, “Lepton flavor violating Z decays: A promising window to low scale seesaw neutrinos,” *Phys. Rev. D* **95** no. 7, (2017) 075028, [arXiv:1607.05257 \[hep-ph\]](#).
- [75] A. Abada, V. De Romeri, M. Lucente, A. M. Teixeira, and T. Toma, “Effective Majorana mass matrix from tau and pseudoscalar meson lepton number violating decays,” *JHEP* **02** (2018) 169, [arXiv:1712.03984 \[hep-ph\]](#).
- [76] A. Abada, V. De Romeri, and A. M. Teixeira, “Impact of sterile neutrinos on nuclear-assisted cLFV processes,” *JHEP* **02** (2016) 083, [arXiv:1510.06657 \[hep-ph\]](#).
- [77] J.-L. Tastet, O. Ruchayskiy, and I. Timiryasov, “Reinterpreting the ATLAS bounds on heavy neutral leptons in a realistic neutrino oscillation model,” *JHEP* **12** (2021) 182, [arXiv:2107.12980 \[hep-ph\]](#).
- [78] K. Mękała, J. Reuter, and A. F. Żarnecki, “Heavy neutrinos at future linear e^+e^- colliders,” *JHEP* **06** (2022) 010, [arXiv:2202.06703 \[hep-ph\]](#).
- [79] F. del Aguila and J. A. Aguilar-Saavedra, “Electroweak scale seesaw and heavy Dirac neutrino signals at LHC,” *Phys. Lett. B* **672** (2009) 158–165, [arXiv:0809.2096 \[hep-ph\]](#).
- [80] F. del Aguila, J. A. Aguilar-Saavedra, and R. Pittau, “Heavy neutrino signals at large hadron colliders,” *JHEP* **10** (2007) 047, [arXiv:hep-ph/0703261](#).
- [81] F. del Aguila and J. A. Aguilar-Saavedra, “ $1 W \nu$ production at CLIC: A Window to TeV scale non-decoupled neutrinos,” *JHEP* **05** (2005) 026, [arXiv:hep-ph/0503026](#).
- [82] F. del Aguila, J. A. Aguilar-Saavedra, A. Martinez de la Ossa, and D. Meloni, “Flavor and polarisation in heavy neutrino production at e^+e^- colliders,” *Phys. Lett. B* **613** (2005) 170–180, [arXiv:hep-ph/0502189](#).
- [83] D. Atwood, S. Bar-Shalom, and A. Soni, “Neutrino masses, mixing and leptogenesis in a two Higgs doublet model for the third generation,” *Phys. Lett. B* **635** (2006) 112–117, [arXiv:hep-ph/0502234](#).
- [84] D. Atwood, S. Bar-Shalom, and A. Soni, “Seesaw induced electroweak scale, the hierarchy problem and sub-eV neutrino masses,” *Eur. Phys. J. C* **45** (2006) 219–225, [arXiv:hep-ph/0408191](#).

- [85] F. del Aguila, S. Bar-Shalom, A. Soni, and J. Wudka, “Heavy Majorana Neutrinos in the Effective Lagrangian Description: Application to Hadron Colliders,” *Phys. Lett. B* **670** (2009) 399–402, [arXiv:0806.0876 \[hep-ph\]](#).
- [86] S. Bar-Shalom, G. Eilam, T. Han, and A. Soni, “Charged Higgs Boson Effects in the Production and Decay of a Heavy Majorana Neutrino at the CERN LHC,” *Phys. Rev. D* **77** (2008) 115019, [arXiv:0803.2835 \[hep-ph\]](#).
- [87] D. Atwood, S. Bar-Shalom, and A. Soni, “Signature of heavy Majorana neutrinos at a linear collider: Enhanced charged Higgs pair production,” *Phys. Rev. D* **76** (2007) 033004, [arXiv:hep-ph/0701005](#).
- [88] S. Bar-Shalom, N. G. Deshpande, G. Eilam, J. Jiang, and A. Soni, “Majorana neutrinos and lepton-number-violating signals in top-quark and W-boson rare decays,” *Phys. Lett. B* **643** (2006) 342–347, [arXiv:hep-ph/0608309](#).
- [89] G. Cottin, O. Fischer, S. Mandal, M. Mitra, and R. Padhan, “Displaced Neutrino Jets at the LHeC,” [arXiv:2104.13578 \[hep-ph\]](#).
- [90] G. Bélanger, S. Khan, R. Padhan, M. Mitra, and S. Shil, “Right handed neutrinos, TeV scale BSM neutral Higgs boson, and FIMP dark matter in an EFT framework,” *Phys. Rev. D* **104** no. 5, (2021) 055047, [arXiv:2104.04373 \[hep-ph\]](#).
- [91] G. Cottin, J. C. Helo, M. Hirsch, A. Titov, and Z. S. Wang, “Heavy neutral leptons in effective field theory and the high-luminosity LHC,” *JHEP* **09** (2021) 039, [arXiv:2105.13851 \[hep-ph\]](#).
- [92] A. Abada, P. Escribano, X. Marcano, and G. Piazza, “Collider searches for heavy neutral leptons: beyond simplified scenarios,” *Eur. Phys. J. C* **82** no. 11, (2022) 1030, [arXiv:2208.13882 \[hep-ph\]](#).
- [93] C. A. R., G. Cottin, J. C. Helo, and M. Hirsch, “Long-lived charged particles and multi-lepton signatures from neutrino mass models,” *Phys. Rev. D* **101** no. 9, (2020) 095033, [arXiv:2003.11494 \[hep-ph\]](#).
- [94] C. O. Dib, J. C. Helo, M. Nayak, N. A. Neill, A. Soffer, and J. Zamora-Saa, “Searching for a sterile neutrino that mixes predominantly with ν_τ at B factories,” *Phys. Rev. D* **101** no. 9, (2020) 093003, [arXiv:1908.09719 \[hep-ph\]](#).
- [95] G. Cottin, J. C. Helo, and M. Hirsch, “Displaced vertices as probes of sterile neutrino mixing at the LHC,” *Phys. Rev. D* **98** no. 3, (2018) 035012, [arXiv:1806.05191 \[hep-ph\]](#).
- [96] G. Cottin, J. C. Helo, and M. Hirsch, “Searches for light sterile neutrinos with multitrack displaced vertices,” *Phys. Rev. D* **97** no. 5, (2018) 055025, [arXiv:1801.02734 \[hep-ph\]](#).
- [97] D. Barducci, E. Bertuzzo, A. Caputo, P. Hernandez, and B. Mele, “The see-saw portal at future Higgs Factories,” *JHEP* **03** (2021) 117, [arXiv:2011.04725 \[hep-ph\]](#).
- [98] F. F. Deppisch, P. S. Bhupal Dev, and A. Pilaftsis, “Neutrinos and Collider Physics,” *New J. Phys.* **17** no. 7, (2015) 075019, [arXiv:1502.06541 \[hep-ph\]](#).
- [99] A. Das, “Searching for the minimal Seesaw models at the LHC and beyond,” *Adv. High Energy Phys.* **2018** (2018) 9785318, [arXiv:1803.10940 \[hep-ph\]](#).
- [100] P. Bandyopadhyay, A. Karan, and C. Sen, “Discerning Signatures of Seesaw Models and Complementarity of Leptonic Colliders,” [arXiv:2011.04191 \[hep-ph\]](#).
- [101] X.-G. He, S. Oh, J. Tandean, and C.-C. Wen, “Large Mixing of Light and Heavy Neutrinos in Seesaw Models and the LHC,” *Phys. Rev. D* **80** (2009) 073012, [arXiv:0907.1607 \[hep-ph\]](#).
- [102] K. Mękała, J. Reuter, and A. F. Żarnecki, “Optimal search reach for heavy neutral leptons at a muon collider,” *Phys. Lett. B* **841** (2023) 137945, [arXiv:2301.02602 \[hep-ph\]](#).
- [103] T. H. Kwok, L. Li, T. Liu, and A. Rock, “Searching for Heavy Neutral Leptons at A Future Muon Collider,” [arXiv:2301.05177 \[hep-ph\]](#).
- [104] P. Li, Z. Liu, and K.-F. Lyu, “Heavy neutral leptons at muon colliders,” *JHEP* **03** (2023) 231, [arXiv:2301.07117 \[hep-ph\]](#).
- [105] J. Schechter and J. W. F. Valle, “Neutrino Decay and Spontaneous Violation of Lepton Number,” *Phys. Rev. D* **25** (1982) 774.
- [106] M. Magg and C. Wetterich, “Neutrino Mass Problem and Gauge Hierarchy,” *Phys. Lett. B* **94** (1980) 61–64.
- [107] T. P. Cheng and L.-F. Li, “Neutrino Masses, Mixings and Oscillations in SU(2) x U(1) Models of Electroweak Interactions,” *Phys. Rev. D* **22** (1980) 2860.
- [108] G. Lazarides, Q. Shafi, and C. Wetterich, “Proton Lifetime and Fermion Masses in an SO(10) Model,” *Nucl. Phys. B* **181** (1981) 287–300.
- [109] R. N. Mohapatra and G. Senjanovic, “Neutrino Masses and Mixings in Gauge Models with Spontaneous Parity Violation,” *Phys. Rev. D* **23** (1981) 165.
- [110] S. Mandal, O. G. Miranda, G. S. Garcia, J. W. F. Valle, and X.-J. Xu, “High-energy colliders as a probe of neutrino properties,” *Phys. Lett. B* **829** (2022) 137110, [arXiv:2202.04502 \[hep-ph\]](#).

- [111] S. Mandal, O. G. Miranda, G. Sanchez Garcia, J. W. F. Valle, and X.-J. Xu, “Toward deconstructing the simplest seesaw mechanism,” *Phys. Rev. D* **105** no. 9, (2022) 095020, [arXiv:2203.06362 \[hep-ph\]](#).
- [112] A. Arhrib, R. Benbrik, M. Chabab, G. Moulataka, M. C. Peyranere, L. Rahili, and J. Ramadan, “The Higgs Potential in the Type II Seesaw Model,” *Phys. Rev. D* **84** (2011) 095005, [arXiv:1105.1925 \[hep-ph\]](#).
- [113] P. S. Bhupal Dev, D. K. Ghosh, N. Okada, and I. Saha, “125 GeV Higgs Boson and the Type-II Seesaw Model,” *JHEP* **03** (2013) 150, [arXiv:1301.3453 \[hep-ph\]](#). [Erratum: *JHEP* 05, 049 (2013)].
- [114] D. Das and A. Santamaria, “Updated scalar sector constraints in the Higgs triplet model,” *Phys. Rev. D* **94** no. 1, (2016) 015015, [arXiv:1604.08099 \[hep-ph\]](#).
- [115] C. Bonilla, R. M. Fonseca, and J. W. F. Valle, “Consistency of the triplet seesaw model revisited,” *Phys. Rev. D* **92** no. 7, (2015) 075028, [arXiv:1508.02323 \[hep-ph\]](#).
- [116] E. J. Chun, S. Khan, S. Mandal, M. Mitra, and S. Shil, “Same-sign tetralepton signature at the Large Hadron Collider and a future pp collider,” *Phys. Rev. D* **101** no. 7, (2020) 075008, [arXiv:1911.00971 \[hep-ph\]](#).
- [117] R. Primulando, J. Julio, and P. Uttayarat, “Scalar phenomenology in type-II seesaw model,” *JHEP* **08** (2019) 024, [arXiv:1903.02493 \[hep-ph\]](#).
- [118] P. F. de Salas *et al.*, “2020 global reassessment of the neutrino oscillation picture,” *JHEP* **02** (2021) 071, [arXiv:2006.11237 \[hep-ph\]](#).
- [119] P. F. De Salas *et al.*, “Chi2 profiles from Valencia neutrino global fit,” 2021. <https://doi.org/10.5281/zenodo.4726908>.
- [120] **ATLAS** Collaboration, M. Aaboud *et al.*, “Search for doubly charged Higgs boson production in multi-lepton final states with the ATLAS detector using proton–proton collisions at $\sqrt{s} = 13$ TeV,” *Eur. Phys. J. C* **78** no. 3, (2018) 199, [arXiv:1710.09748 \[hep-ex\]](#).
- [121] **CMS** Collaboration, “A search for doubly-charged Higgs boson production in three and four lepton final states at $\sqrt{s} = 13$ TeV,”.
- [122] **ATLAS** Collaboration, M. Aaboud *et al.*, “Search for doubly charged scalar bosons decaying into same-sign W boson pairs with the ATLAS detector,” *Eur. Phys. J. C* **79** no. 1, (2019) 58, [arXiv:1808.01899 \[hep-ex\]](#).
- [123] **CMS** Collaboration, V. Khachatryan *et al.*, “Study of vector boson scattering and search for new physics in events with two same-sign leptons and two jets,” *Phys. Rev. Lett.* **114** no. 5, (2015) 051801, [arXiv:1410.6315 \[hep-ex\]](#).
- [124] **DELPHI** Collaboration, J. Abdallah *et al.*, “Search for doubly charged Higgs bosons at LEP-2,” *Phys. Lett. B* **552** (2003) 127–137, [arXiv:hep-ex/0303026](#).
- [125] A. G. Akeroyd and M. Aoki, “Single and pair production of doubly charged Higgs bosons at hadron colliders,” *Phys. Rev. D* **72** (2005) 035011, [arXiv:hep-ph/0506176](#).
- [126] R. Padhan, D. Das, M. Mitra, and A. Kumar Nayak, “Probing doubly and singly charged Higgs bosons at the pp collider HE-LHC,” *Phys. Rev. D* **101** no. 7, (2020) 075050, [arXiv:1909.10495 \[hep-ph\]](#).
- [127] A. Crivellin, M. Ghezzi, L. Panizzi, G. M. Pruna, and A. Signer, “Low- and high-energy phenomenology of a doubly charged scalar,” *Phys. Rev. D* **99** no. 3, (2019) 035004, [arXiv:1807.10224 \[hep-ph\]](#).
- [128] P. Fileviez Perez, T. Han, G.-y. Huang, T. Li, and K. Wang, “Neutrino Masses and the CERN LHC: Testing Type II Seesaw,” *Phys. Rev.* **D78** (2008) 015018, [arXiv:0805.3536 \[hep-ph\]](#).
- [129] A. Melfo, M. Nemevsek, F. Nesti, G. Senjanovic, and Y. Zhang, “Type II Seesaw at LHC: The Roadmap,” *Phys. Rev.* **D85** (2012) 055018, [arXiv:1108.4416 \[hep-ph\]](#).
- [130] S. Chakrabarti, D. Choudhury, R. M. Godbole, and B. Mukhopadhyaya, “Observing doubly charged Higgs bosons in photon-photon collisions,” *Phys. Lett.* **B434** (1998) 347–353, [arXiv:hep-ph/9804297 \[hep-ph\]](#).
- [131] M. Aoki, S. Kanemura, and K. Yagyu, “Testing the Higgs triplet model with the mass difference at the LHC,” *Phys. Rev.* **D85** (2012) 055007, [arXiv:1110.4625 \[hep-ph\]](#).
- [132] A. G. Akeroyd and H. Sugiyama, “Production of doubly charged scalars from the decay of singly charged scalars in the Higgs Triplet Model,” *Phys. Rev.* **D84** (2011) 035010, [arXiv:1105.2209 \[hep-ph\]](#).
- [133] E. J. Chun and P. Sharma, “Search for a doubly-charged boson in four lepton final states in type II seesaw,” *Phys. Lett.* **B728** (2014) 256–261, [arXiv:1309.6888 \[hep-ph\]](#).
- [134] F. del Águila and M. Chala, “LHC bounds on Lepton Number Violation mediated by doubly and singly-charged scalars,” *JHEP* **03** (2014) 027, [arXiv:1311.1510 \[hep-ph\]](#).
- [135] S. Banerjee, M. Frank, and S. K. Rai, “Higgs data confronts Sequential Fourth Generation Fermions in the Higgs Triplet Model,” *Phys. Rev.* **D89** no. 7, (2014) 075005, [arXiv:1312.4249 \[hep-ph\]](#).

- [136] Z. Kang, J. Li, T. Li, Y. Liu, and G.-Z. Ning, “Light Doubly Charged Higgs Boson via the WW^* Channel at LHC,” *Eur. Phys. J. C* **75** no. 12, (2015) 574, [arXiv:1404.5207 \[hep-ph\]](#).
- [137] Z.-L. Han, R. Ding, and Y. Liao, “LHC Phenomenology of Type II Seesaw: Nondegenerate Case,” *Phys. Rev.* **D91** (2015) 093006, [arXiv:1502.05242 \[hep-ph\]](#).
- [138] Z.-L. Han, R. Ding, and Y. Liao, “LHC phenomenology of the type II seesaw mechanism: Observability of neutral scalars in the nondegenerate case,” *Phys. Rev.* **D92** no. 3, (2015) 033014, [arXiv:1506.08996 \[hep-ph\]](#).
- [139] K. S. Babu and S. Jana, “Probing Doubly Charged Higgs Bosons at the LHC through Photon Initiated Processes,” [arXiv:1612.09224 \[hep-ph\]](#).
- [140] P. Fileviez Perez, T. Han, G.-y. Huang, T. Li, and K. Wang, “Neutrino Masses and the CERN LHC: Testing Type II Seesaw,” *Phys. Rev. D* **78** (2008) 015018, [arXiv:0805.3536 \[hep-ph\]](#).
- [141] S. Ashanujaman and K. Ghosh, “Revisiting Type-II see-saw: Present Limits and Future Prospects at LHC,” [arXiv:2108.10952 \[hep-ph\]](#).
- [142] T. G. Rizzo, “Decays of Heavy Higgs Bosons,” *Phys. Rev. D* **22** (1980) 722.
- [143] W.-Y. Keung and W. J. Marciano, “HIGGS SCALAR DECAYS: $H \rightarrow W^+ X$,” *Phys. Rev. D* **30** (1984) 248.
- [144] A. Djouadi, “Decays of the Higgs bosons,” in *International Workshop on Quantum Effects in the Minimal Supersymmetric Standard Model*, pp. 197–222. 12, 1997. [arXiv:hep-ph/9712334](#).
- [145] CMS Collaboration, V. Khachatryan *et al.*, “Search for a charged Higgs boson in pp collisions at $\sqrt{s} = 8$ TeV,” *JHEP* **11** (2015) 018, [arXiv:1508.07774 \[hep-ex\]](#).
- [146] ATLAS Collaboration, M. Aaboud *et al.*, “Search for charged Higgs bosons decaying via $H^\pm \rightarrow \tau^\pm \nu_\tau$ in the τ +jets and τ +lepton final states with 36 fb $^{-1}$ of pp collision data recorded at $\sqrt{s} = 13$ TeV with the ATLAS experiment,” *JHEP* **09** (2018) 139, [arXiv:1807.07915 \[hep-ex\]](#).
- [147] ATLAS Collaboration, M. Aaboud *et al.*, “Search for charged Higgs bosons decaying into top and bottom quarks at $\sqrt{s} = 13$ TeV with the ATLAS detector,” *JHEP* **11** (2018) 085, [arXiv:1808.03599 \[hep-ex\]](#).
- [148] ATLAS Collaboration, M. Aaboud *et al.*, “Search for additional heavy neutral Higgs and gauge bosons in the ditau final state produced in 36 fb $^{-1}$ of pp collisions at $\sqrt{s} = 13$ TeV with the ATLAS detector,” *JHEP* **01** (2018) 055, [arXiv:1709.07242 \[hep-ex\]](#).
- [149] CMS Collaboration, A. M. Sirunyan *et al.*, “Search for additional neutral MSSM Higgs bosons in the $\tau\tau$ final state in proton-proton collisions at $\sqrt{s} = 13$ TeV,” *JHEP* **09** (2018) 007, [arXiv:1803.06553 \[hep-ex\]](#).
- [150] ATLAS Collaboration, M. Aaboud *et al.*, “Combination of searches for heavy resonances decaying into bosonic and leptonic final states using 36 fb $^{-1}$ of proton-proton collision data at $\sqrt{s} = 13$ TeV with the ATLAS detector,” *Phys. Rev. D* **98** no. 5, (2018) 052008, [arXiv:1808.02380 \[hep-ex\]](#).
- [151] R. Foot, H. Lew, X. G. He, and G. C. Joshi, “Seesaw Neutrino Masses Induced by a Triplet of Leptons,” *Z. Phys. C* **44** (1989) 441.
- [152] R. Franceschini, T. Hambye, and A. Strumia, “Type-III see-saw at LHC,” *Phys. Rev. D* **78** (2008) 033002, [arXiv:0805.1613 \[hep-ph\]](#).
- [153] C. Biggio and F. Bonnet, “Implementation of the Type III Seesaw Model in FeynRules/MadGraph and Prospects for Discovery with Early LHC Data,” *Eur. Phys. J. C* **72** (2012) 1899, [arXiv:1107.3463 \[hep-ph\]](#).
- [154] P. Bandyopadhyay, S. Choi, E. J. Chun, and K. Min, “Probing Higgs bosons via the type III seesaw mechanism at the LHC,” *Phys. Rev. D* **85** (2012) 073013, [arXiv:1112.3080 \[hep-ph\]](#).
- [155] J. A. Aguilar-Saavedra, P. M. Boavida, and F. R. Joaquim, “Flavored searches for type-III seesaw mechanism at the LHC,” *Phys. Rev. D* **88** (2013) 113008, [arXiv:1308.3226 \[hep-ph\]](#).
- [156] P. Bandyopadhyay, S. Choubey, and M. Mitra, “Two Higgs Doublet Type III Seesaw with mu-tau symmetry at LHC,” *JHEP* **10** (2009) 012, [arXiv:0906.5330 \[hep-ph\]](#).
- [157] G. Klemz, K. Monig, and I. Will, “Design study of an optical cavity for a future photon-collider at ILC,” *Nucl. Instrum. Meth. A* **564** (2006) 212–224, [arXiv:physics/0507078](#).
- [158] P. Bandyopadhyay and E. J. Chun, “Displaced Higgs production in type III seesaw,” *JHEP* **11** (2010) 006, [arXiv:1007.2281 \[hep-ph\]](#).
- [159] D. Goswami and P. Poulou, “Direct searches of Type III seesaw triplet fermions at high energy e^+e^- collider,” *Eur. Phys. J. C* **78** no. 1, (2018) 42, [arXiv:1702.07215 \[hep-ph\]](#).
- [160] S. Jana, N. Okada, and D. Raut, “Displaced Vertex and Disappearing Track Signatures in type-III Seesaw,” [arXiv:1911.09037 \[hep-ph\]](#).

- [161] A. Das, S. Mandal, and T. Modak, “Testing triplet fermions at the electron-positron and electron-proton colliders using fat jet signatures,” *Phys. Rev. D* **102** no. 3, (2020) 033001, [arXiv:2005.02267 \[hep-ph\]](#).
- [162] A. Das and S. Mandal, “Bounds on the triplet fermions in type-III seesaw and implications for collider searches,” *Nucl. Phys. B* **966** (2021) 115374, [arXiv:2006.04123 \[hep-ph\]](#).
- [163] S. Ashanujjaman and K. Ghosh, “Type-III see-saw: Search for triplet fermions in final states with multiple leptons and fat-jets at 13 TeV LHC,” *Phys. Lett. B* **825** (2022) 136889, [arXiv:2111.07949 \[hep-ph\]](#).
- [164] S. Ashanujjaman and K. Ghosh, “Type-III see-saw: Phenomenological implications of the information lost in decoupling from high-energy to low-energy,” *Phys. Lett. B* **819** (2021) 136403, [arXiv:2102.09536 \[hep-ph\]](#).
- [165] T. Li and X.-G. He, “Neutrino Masses and Heavy Triplet Leptons at the LHC: Testability of Type III Seesaw,” *Phys. Rev. D* **80** (2009) 093003, [arXiv:0907.4193 \[hep-ph\]](#).
- [166] **ATLAS** Collaboration, G. Aad *et al.*, “Search for type-III seesaw heavy leptons in leptonic final states in pp collisions at $\sqrt{s} = 13$ TeV with the ATLAS detector,” [arXiv:2202.02039 \[hep-ex\]](#).
- [167] **CMS** Collaboration, A. Tumasyan *et al.*, “Inclusive nonresonant multilepton probes of new phenomena at $\sqrt{s} = 13$ TeV,” [arXiv:2202.08676 \[hep-ex\]](#).
- [168] S. Geer, “Muon Colliders and Neutrino Factories,” *Ann. Rev. Nucl. Part. Sci.* **59** (2009) 347–365.
- [169] D. Adey, R. Bayes, A. Bross, and P. Snopok, “nuSTORM and A Path to a Muon Collider,” *Ann. Rev. Nucl. Part. Sci.* **65** (2015) 145–175.
- [170] T. Han, Y. Ma, and K. Xie, “High energy leptonic collisions and electroweak parton distribution functions,” *Phys. Rev. D* **103** no. 3, (2021) L031301, [arXiv:2007.14300 \[hep-ph\]](#).
- [171] H. Al Ali *et al.*, “The Muon Smasher’s Guide,” [arXiv:2103.14043 \[hep-ph\]](#).
- [172] N. Arteaga-Romero, A. Jaccarini, P. Kessler, and J. Parisi, “Photon-photon collisions, a new area of experimental investigation in high-energy physics,” *Phys. Rev. D* **3** (1971) 1569–1579.
- [173] V. M. Budnev, I. F. Ginzburg, G. V. Meledin, and V. G. Serbo, “The Two photon particle production mechanism. Physical problems. Applications. Equivalent photon approximation,” *Phys. Rept.* **15** (1975) 181–281.
- [174] I. F. Ginzburg, G. L. Kotkin, V. G. Serbo, and V. I. Telnov, “Production of High-Energy Colliding gamma gamma and gamma e Beams with a High Luminosity at Vlepp Accelerators,” *JETP Lett.* **34** (1981) 491–495.
- [175] I. F. Ginzburg, G. L. Kotkin, S. L. Panfil, and V. G. Serbo, “The W^\pm Boson Production on the Colliding e^+e^- , γe and $\gamma\gamma$ Beams,” *Nucl. Phys. B* **228** (1983) 285–300. [Erratum: *Nucl.Phys.B* 243, 550–550 (1984)].
- [176] I. F. Ginzburg, G. L. Kotkin, S. L. Panfil, V. G. Serbo, and V. I. Telnov, “Colliding gamma e and gamma gamma Beams Based on the Single Pass $e^+ e^-$ Accelerators. 2. Polarization Effects. Monochromatization Improvement,” *Nucl. Instrum. Meth. A* **219** (1984) 5–24.
- [177] A. M. Sessler, “Gamma-ray colliders and muon colliders,” *Phys. Today* **51N3** (1998) 48–53.
- [178] J. Gluza, J. Maalampi, M. Raidal, and M. Zralek, “Heavy neutrino mixing and single production at linear collider,” *Phys. Lett. B* **407** (1997) 45–52, [arXiv:hep-ph/9703215](#).
- [179] S. Bray, J. S. Lee, and A. Pilaftsis, “Heavy Majorana neutrino production at e^- gamma colliders,” *Phys. Lett. B* **628** (2005) 250–261, [arXiv:hep-ph/0508077](#).
- [180] **ECFA/DESY Photon Collider Working Group** Collaboration, B. Badelek *et al.*, “TESLA: The Superconducting electron positron linear collider with an integrated X-ray laser laboratory. Technical design report. Part 6. Appendices. Chapter 1. Photon collider at TESLA,” *Int. J. Mod. Phys. A* **19** (2004) 5097–5186, [arXiv:hep-ex/0108012](#).
- [181] M. M. Velasco *et al.*, “Photon Photon and Electron Photon Colliders with Energies Below a TeV,” *eConf* **C010630** (2001) E3005, [arXiv:hep-ex/0111055](#).
- [182] D. Choudhury, D. K. Ghosh, and S. Roy, “Signals of anomaly mediated supersymmetry breaking in an e^- gamma collider,” *Nucl. Phys. B* **646** (2002) 3–23, [arXiv:hep-ph/0208240](#).
- [183] S. J. Brodsky, “Photon-Photon Collisions: Past and Future,” *Acta Phys. Polon. B* **37** (2006) 619–632.
- [184] F. Bechtel, G. Klamke, G. Klemz, K. Monig, H. Nieto, H. Kluge, A. Rosca, J. Sekaric, and A. Stahl, “Studies for a photon collider at the ILC,” *Nucl. Instrum. Meth. A* **564** (2006) 243–261, [arXiv:physics/0601204](#).
- [185] V. I. Telnov, “Problems of Obtaining $\gamma\gamma$ and γe Colliding Beams at Linear Colliders,” *Nucl. Instrum. Meth. A* **294** (1990) 72–92.
- [186] V. I. Telnov, “The Photon collider at ILC: Status, parameters and technical problems,” *Acta Phys. Polon. B* **37** (2006) 1049–1072, [arXiv:physics/0604108](#).
- [187] G. V. Jikia, “Higgs boson pair production in high-energy photon-photon collisions,” *Nucl. Phys. B* **412** (1994) 57–78.

- [188] S. Berge, M. Klasen, and Y. Umeda, “Sfermion pair production in polarized and unpolarized gamma gamma collisions,” *Phys. Rev. D* **63** (2001) 035003, [arXiv:hep-ph/0008081](#).
- [189] T. Honkavaara, K. Huitu, and S. Roy, “Signals of sneutrino-antisneutrino mixing in an e- gamma collider in anomaly-mediated supersymmetry breaking,” *Phys. Rev. D* **73** (2006) 055011, [arXiv:hep-ph/0512277](#).
- [190] J. Sekaric, *Studies of gauge boson production with a $\gamma\gamma$ -collider at TESLA*. PhD thesis, Humboldt U., Berlin, Inst. Math., 2005. [arXiv:hep-ph/0512307](#).
- [191] E. E. Boos, “Top quarks at photon colliders,” *Nucl. Instrum. Meth. A* **472** (2001) 22–29, [arXiv:hep-ph/0009100](#).
- [192] M. Krawczyk, “ECFA summary: Higgs, gamma gamma and e gamma physics,” *Eur. Phys. J. C* **33** (2004) S638–S640, [arXiv:hep-ph/0312341](#).
- [193] A. De Roeck, “Physics at a $\gamma\gamma, e\gamma$ and e^-e^- option for a linear collider,” in *4th ECFA / DESY Workshop on Physics and Detectors for a 90-GeV to 800-GeV Linear e+ e- Collider*, pp. 69–78. 11, 2003. [arXiv:hep-ph/0311138](#).
- [194] R. Belusevic and G. Jikia, “Higgs selfcoupling in gamma gamma collisions,” *Phys. Rev. D* **70** (2004) 073017, [arXiv:hep-ph/0403303](#).
- [195] M. M. Muhleitner and P. M. Zerwas, “Elements of physics with a photon collider,” *Acta Phys. Polon. B* **37** (2006) 1021–1038, [arXiv:hep-ph/0511339](#).
- [196] S. Kanemura and K. Tsumura, “A Powerful tool for measuring Higgs associated Lepton Flavour Violation,” *Phys. Lett. B* **674** (2009) 295–298, [arXiv:0901.3159 \[hep-ph\]](#).
- [197] K. Mawatari, B. Oehl, and Y. Takaesu, “Associated production of light gravitinos in e^+e^- and $e^-\gamma$ collisions,” *Eur. Phys. J. C* **71** (2011) 1783, [arXiv:1106.5592 \[hep-ph\]](#).
- [198] V. I. Telnov, “Optimization of the beam crossing angle at the ILC for e^+e^- and $\gamma\gamma$ collisions,” *JINST* **13** no. 03, (2018) P03020, [arXiv:1801.10471 \[physics.acc-ph\]](#).
- [199] M. Demirci, “Precise predictions for charged Higgs boson pair production in photon-photon collisions,” *Nucl. Phys. B* **961** (2020) 115235, [arXiv:2004.08834 \[hep-ph\]](#).
- [200] V. I. Telnov, “Photon Collider Technology Overview,” in *International Conference on the Structure and Interactions of the Photon and 18th International Workshop on Photon-Photon Collisions and International Workshop on High Energy Photon Linear Colliders*, pp. 73–82. 8, 2009. [arXiv:0908.3136 \[physics.acc-ph\]](#).
- [201] D. Choudhury and F. Cuypers, “Production of heavy selectrons in e- gamma collisions,” *Nucl. Phys. B* **451** (1995) 16–30, [arXiv:hep-ph/9412245](#).
- [202] D. Choudhury, B. Mukhopadhyaya, S. Rakshit, and A. Datta, “Radiative production of invisible charginos in photon photon collisions,” *JHEP* **01** (2003) 069, [arXiv:hep-ph/0205103](#).
- [203] V. I. Telnov, “Status of gamma gamma, gamma electron colliders,” *Nucl. Phys. B Proc. Suppl.* **82** (2000) 359–366, [arXiv:hep-ex/9908005](#).
- [204] V. I. Telnov, “Photon collider at TESLA,” *Nucl. Instrum. Meth. A* **472** (2001) 43–60, [arXiv:hep-ex/0010033](#).
- [205] A. V. Pak, D. V. Pavluchenko, S. S. Petrosyan, V. G. Serbo, and V. I. Telnov, “Measurement of gamma gamma and gamma electron luminosities at photon colliders,” *Nucl. Phys. B Proc. Suppl.* **126** (2004) 379–385, [arXiv:hep-ex/0301037](#).
- [206] V. Makarenko, K. Monig, and T. Shishkina, “Measuring the luminosity of a gamma gamma collider with gamma gamma $\rightarrow l+l-$ gamma events,” *Eur. Phys. J. C* **32S1** (2003) 143–150, [arXiv:hep-ph/0306135](#).
- [207] L. I. Shekhtman and V. I. Telnov, “A Conception of the photon collider beam dump,” in *International Conference on Linear Colliders (LCWS 04)*, pp. 507–508. 11, 2004. [arXiv:physics/0411253](#).
- [208] L. I. Shekhtman and V. I. Telnov, “A concept of the photon collider beam dump,” *JINST* **9** (2014) C09031, [arXiv:1409.5586 \[physics.acc-ph\]](#).
- [209] J. A. Casas and A. Ibarra, “Oscillating neutrinos and muon $\rightarrow e, \gamma$,” *Nucl. Phys.* **B618** (2001) 171–204, [arXiv:hep-ph/0103065 \[hep-ph\]](#).
- [210] S. Antusch, C. Biggio, E. Fernandez-Martinez, M. B. Gavela, and J. Lopez-Pavon, “Unitarity of the Leptonic Mixing Matrix,” *JHEP* **10** (2006) 084, [arXiv:hep-ph/0607020 \[hep-ph\]](#).
- [211] A. Abada, C. Biggio, F. Bonnet, M. B. Gavela, and T. Hambye, “Low energy effects of neutrino masses,” *JHEP* **12** (2007) 061, [arXiv:0707.4058 \[hep-ph\]](#).
- [212] S. Antusch and O. Fischer, “Non-unitarity of the leptonic mixing matrix: Present bounds and future sensitivities,” *JHEP* **10** (2014) 094, [arXiv:1407.6607 \[hep-ph\]](#).
- [213] S. Antusch and O. Fischer, “Probing the nonunitarity of the leptonic mixing matrix at the CEPC,” *Int. J. Mod. Phys.*

- A31** no. 33, (2016) 1644006, [arXiv:1604.00208 \[hep-ph\]](#). [83(2017)].
- [214] M. Aoki, S. Kanemura, M. Kikuchi, and K. Yagyu, “Radiative corrections to the Higgs boson couplings in the triplet model,” *Phys. Rev. D* **87** no. 1, (2013) 015012, [arXiv:1211.6029 \[hep-ph\]](#).
- [215] E. J. Chun, H. M. Lee, and P. Sharma, “Vacuum Stability, Perturbativity, EWPD and Higgs-to-diphoton rate in Type II Seesaw Models,” *JHEP* **11** (2012) 106, [arXiv:1209.1303 \[hep-ph\]](#).
- [216] A. Abada, C. Biggio, F. Bonnet, M. B. Gavela, and T. Hambye, “ $\mu \rightarrow e \gamma$ and $\tau \rightarrow l \gamma$ decays in the fermion triplet seesaw model,” *Phys. Rev. D* **78** (2008) 033007, [arXiv:0803.0481 \[hep-ph\]](#).
- [217] M. Cirelli, N. Fornengo, and A. Strumia, “Minimal dark matter,” *Nucl. Phys. B* **753** (2006) 178–194, [arXiv:hep-ph/0512090](#).
- [218] **Particle Data Group** Collaboration, M. Tanabashi *et al.*, “Review of Particle Physics,” *Phys. Rev.* **D98** no. 3, (2018) 030001.
- [219] S. Antusch, O. Fischer, A. Hammad, and C. Scherb, “Low scale type II seesaw: Present constraints and prospects for displaced vertex searches,” *JHEP* **02** (2019) 157, [arXiv:1811.03476 \[hep-ph\]](#).
- [220] J. Alwall, M. Herquet, F. Maltoni, O. Mattelaer, and T. Stelzer, “MadGraph 5 : Going Beyond,” *JHEP* **06** (2011) 128, [arXiv:1106.0522 \[hep-ph\]](#).
- [221] T. Sjöstrand, S. Ask, J. R. Christiansen, R. Corke, N. Desai, P. Ilten, S. Mrenna, S. Prestel, C. O. Rasmussen, and P. Z. Skands, “An introduction to PYTHIA 8.2,” *Comput. Phys. Commun.* **191** (2015) 159–177, [arXiv:1410.3012 \[hep-ph\]](#).
- [222] **DELPHES 3** Collaboration, J. de Favereau, C. Delaere, P. Demin, A. Giammanco, V. Lemaitre, A. Mertens, and M. Selvaggi, “DELPHES 3, A modular framework for fast simulation of a generic collider experiment,” *JHEP* **02** (2014) 057, [arXiv:1307.6346 \[hep-ex\]](#).
- [223] A. Blondel and P. Janot, “FCC-ee overview: new opportunities create new challenges,” *Eur. Phys. J. Plus* **137** no. 1, (2022) 92, [arXiv:2106.13885 \[hep-ex\]](#).
- [224] **CEPC Study Group** Collaboration, “CEPC Conceptual Design Report: Volume 1 - Accelerator,” [arXiv:1809.00285 \[physics.acc-ph\]](#).
- [225] **LCC Physics Working Group** Collaboration, K. Fujii *et al.*, “Tests of the Standard Model at the International Linear Collider,” [arXiv:1908.11299 \[hep-ex\]](#).
- [226] **CLICdp, CLIC** Collaboration, T. K. Charles *et al.*, “The Compact Linear Collider (CLIC) - 2018 Summary Report,” [arXiv:1812.06018 \[physics.acc-ph\]](#).
- [227] **ATLAS** Collaboration, G. Aad *et al.*, “Search for heavy Majorana neutrinos with the ATLAS detector in pp collisions at $\sqrt{s} = 8$ TeV,” *JHEP* **07** (2015) 162, [arXiv:1506.06020 \[hep-ex\]](#).
- [228] **CMS** Collaboration, V. Khachatryan *et al.*, “Search for heavy Majorana neutrinos in $\mu^\pm \mu^\pm +$ jets events in proton-proton collisions at $\sqrt{s} = 8$ TeV,” *Phys. Lett. B* **748** (2015) 144–166, [arXiv:1501.05566 \[hep-ex\]](#).
- [229] **L3** Collaboration, P. Achard *et al.*, “Search for heavy isosinglet neutrino in e^+e^- annihilation at LEP,” *Phys. Lett. B* **517** (2001) 67–74, [arXiv:hep-ex/0107014](#).
- [230] **CMS** Collaboration, A. M. Sirunyan *et al.*, “Search for heavy Majorana neutrinos in same-sign dilepton channels in proton-proton collisions at $\sqrt{s} = 13$ TeV,” *JHEP* **01** (2019) 122, [arXiv:1806.10905 \[hep-ex\]](#).
- [231] **ATLAS** Collaboration, G. Aad *et al.*, “Search for heavy neutral leptons in decays of W bosons produced in 13 TeV pp collisions using prompt and displaced signatures with the ATLAS detector,” *JHEP* **10** (2019) 265, [arXiv:1905.09787 \[hep-ex\]](#).
- [232] **CMS** Collaboration, A. M. Sirunyan *et al.*, “Search for heavy neutral leptons in events with three charged leptons in proton-proton collisions at $\sqrt{s} = 13$ TeV,” *Phys. Rev. Lett.* **120** no. 22, (2018) 221801, [arXiv:1802.02965 \[hep-ex\]](#).
- [233] **DELPHI** Collaboration, P. Abreu *et al.*, “Search for neutral heavy leptons produced in Z decays,” *Z. Phys. C* **74** (1997) 57–71. [Erratum: *Z.Phys.C* 75, 580 (1997)].
- [234] J. de Blas, “Electroweak limits on physics beyond the Standard Model,” *EPJ Web Conf.* **60** (2013) 19008, [arXiv:1307.6173 \[hep-ph\]](#).
- [235] F. del Aguila, J. de Blas, and M. Perez-Victoria, “Effects of new leptons in Electroweak Precision Data,” *Phys. Rev. D* **78** (2008) 013010, [arXiv:0803.4008 \[hep-ph\]](#).
- [236] E. Akhmedov, A. Kartavtsev, M. Lindner, L. Michaels, and J. Smirnov, “Improving Electro-Weak Fits with TeV-scale Sterile Neutrinos,” *JHEP* **05** (2013) 081, [arXiv:1302.1872 \[hep-ph\]](#).
- [237] **CMS** Collaboration, A. Tumasyan *et al.*, “Search for long-lived heavy neutral leptons with displaced vertices in proton-proton collisions at $\sqrt{s} = 13$ TeV,” *JHEP* **07** (2022) 081, [arXiv:2201.05578 \[hep-ex\]](#).

- [238] **ATLAS** Collaboration, “Search for heavy neutral leptons in decays of W bosons using a dilepton displaced vertex in $\sqrt{s} = 13$ TeV pp collisions with the ATLAS detector,” [arXiv:2204.11988 \[hep-ex\]](#).
- [239] **FCC-ee study Team** Collaboration, A. Blondel, E. Graverini, N. Serra, and M. Shaposhnikov, “Search for Heavy Right Handed Neutrinos at the FCC-ee,” *Nucl. Part. Phys. Proc.* **273–275** (2016) 1883–1890, [arXiv:1411.5230 \[hep-ex\]](#).
- [240] S. Alekhin *et al.*, “A facility to Search for Hidden Particles at the CERN SPS: the SHiP physics case,” *Rept. Prog. Phys.* **79** no. 12, (2016) 124201, [arXiv:1504.04855 \[hep-ph\]](#).
- [241] **SHiP** Collaboration, C. Ahdida *et al.*, “Sensitivity of the SHiP experiment to Heavy Neutral Leptons,” *JHEP* **04** (2019) 077, [arXiv:1811.00930 \[hep-ph\]](#).
- [242] **NA62** Collaboration, E. Cortina Gil *et al.*, “The Beam and detector of the NA62 experiment at CERN,” *JINST* **12** no. 05, (2017) P05025, [arXiv:1703.08501 \[physics.ins-det\]](#).
- [243] **NA62** Collaboration, E. Cortina Gil *et al.*, “Search for heavy neutral lepton production in K^+ decays,” *Phys. Lett. B* **778** (2018) 137–145, [arXiv:1712.00297 \[hep-ex\]](#).
- [244] **NA62** Collaboration, G. Lanfranchi, “Search for Hidden Sector particles at NA62,” *PoS EPS-HEP2017* (2017) 301.
- [245] M. Drewes, J. Hajer, J. Klaric, and G. Lanfranchi, “NA62 sensitivity to heavy neutral leptons in the low scale seesaw model,” *JHEP* **07** (2018) 105, [arXiv:1801.04207 \[hep-ph\]](#).
- [246] D. Curtin *et al.*, “Long-Lived Particles at the Energy Frontier: The MATHUSLA Physics Case,” *Rept. Prog. Phys.* **82** no. 11, (2019) 116201, [arXiv:1806.07396 \[hep-ph\]](#).
- [247] F. Kling and S. Trojanowski, “Heavy Neutral Leptons at FASER,” *Phys. Rev. D* **97** no. 9, (2018) 095016, [arXiv:1801.08947 \[hep-ph\]](#).
- [248] **FASER** Collaboration, H. Abreu *et al.*, “The FASER Detector,” [arXiv:2207.11427 \[physics.ins-det\]](#).
- [249] **CHARM** Collaboration, F. Bergsma *et al.*, “A Search for Decays of Heavy Neutrinos in the Mass Range 0.5-GeV to 2.8-GeV,” *Phys. Lett. B* **166** (1986) 473–478.
- [250] **CHARM II** Collaboration, P. Vilain *et al.*, “Search for heavy isosinglet neutrinos,” *Phys. Lett. B* **343** (1995) 453–458.
- [251] J. Orloff, A. N. Rozanov, and C. Santoni, “Limits on the mixing of tau neutrino to heavy neutrinos,” *Phys. Lett. B* **550** (2002) 8–15, [arXiv:hep-ph/0208075](#).
- [252] S. A. Baranov *et al.*, “Search for heavy neutrinos at the IHEP-JINR neutrino detector,” *Phys. Lett. B* **302** (1993) 336–340.
- [253] G. Bernardi *et al.*, “FURTHER LIMITS ON HEAVY NEUTRINO COUPLINGS,” *Phys. Lett. B* **203** (1988) 332–334.
- [254] A. Boyarsky, O. Ruchayskiy, and M. Shaposhnikov, “The Role of sterile neutrinos in cosmology and astrophysics,” *Ann. Rev. Nucl. Part. Sci.* **59** (2009) 191–214, [arXiv:0901.0011 \[hep-ph\]](#).
- [255] O. Ruchayskiy and A. Ivashko, “Restrictions on the lifetime of sterile neutrinos from primordial nucleosynthesis,” *JCAP* **10** (2012) 014, [arXiv:1202.2841 \[hep-ph\]](#).
- [256] A. de Gouvea, W.-C. Huang, and J. Jenkins, “Pseudo-Dirac Neutrinos in the New Standard Model,” *Phys. Rev. D* **80** (2009) 073007, [arXiv:0906.1611 \[hep-ph\]](#).
- [257] A. de Gouvea, “See-saw energy scale and the LSND anomaly,” *Phys. Rev. D* **72** (2005) 033005, [arXiv:hep-ph/0501039](#).
- [258] M. Cirelli, G. Marandella, A. Strumia, and F. Vissani, “Probing oscillations into sterile neutrinos with cosmology, astrophysics and experiments,” *Nucl. Phys. B* **708** (2005) 215–267, [arXiv:hep-ph/0403158](#).
- [259] Y. L. Dokshitzer, G. D. Leder, S. Moretti, and B. R. Webber, “Better jet clustering algorithms,” *JHEP* **08** (1997) 001, [arXiv:hep-ph/9707323](#).
- [260] M. Wobisch and T. Wengler, “Hadronization corrections to jet cross-sections in deep inelastic scattering,” in *Workshop on Monte Carlo Generators for HERA Physics (Plenary Starting Meeting)*, pp. 270–279. 4, 1998. [arXiv:hep-ph/9907280](#).
- [261] M. Cacciari and G. P. Salam, “Dispelling the N^3 myth for the k_t jet-finder,” *Phys. Lett. B* **641** (2006) 57–61, [arXiv:hep-ph/0512210](#).
- [262] M. Cacciari, G. P. Salam, and G. Soyez, “FastJet User Manual,” *Eur. Phys. J. C* **72** (2012) 1896, [arXiv:1111.6097 \[hep-ph\]](#).