

---

# Strategic Behavior is Bliss: Iterative Voting Improves Social Welfare

---

**Joshua Kavner**

Department of Computer Science  
Rensselaer Polytechnic Institute  
Troy, NY 12180  
kavnej@rpi.edu

**Lirong Xia**

Department of Computer Science  
Rensselaer Polytechnic Institute  
Troy, NY 12180  
xialirong@gmail.com

## Abstract

Recent work in iterative voting has defined the additive dynamic price of anarchy (ADPoA) as the difference in social welfare between the truthful and worst-case equilibrium profiles resulting from repeated strategic manipulations. While iterative plurality has been shown to only return alternatives with at most one less initial votes than the truthful winner, it is less understood how agents' welfare changes in equilibrium. To this end, we differentiate agents' utility from their manipulation mechanism and determine iterative plurality's ADPoA in the worst- and average-cases. We first prove that the worst-case ADPoA is linear in the number of agents. To overcome this negative result, we study the average-case ADPoA and prove that equilibrium winners have a constant order welfare advantage over the truthful winner in expectation. Our positive results illustrate the prospect for social welfare to increase due to strategic manipulation.

## 1 Introduction

Voting is one of the most popular methods for a group of agents to make a collective decision based on their preferences. Whether a decision is for a high-stakes presidential election or a routine luncheon, agents submit their preferences and a voting rule is applied to select a winning alternative.

One critical flaw of voting is its susceptibility to strategic manipulations. That is, agents may have an incentive to misreport their preferences (i.e. votes) to obtain a more favorable outcome. Unfortunately, manipulation is inevitable under any non-dictatorial single-round voting systems when there are three or more alternatives, as recognized by the celebrated Gibbard-Satterthwaite theorem [Gibbard, 1973, Satterthwaite, 1975]. Consequently, decades of research sought to deter manipulation, especially by high computational barriers [Bartholdi et al., 1989, Faliszewski et al., 2010, Faliszewski and Procaccia, 2010]; see [Conitzer and Walsh, 2016] for a recent survey of the field.

While there is a large body of literature on manipulation of single-round voting systems, sequential and iterative voting procedures are less understood. Indeed, these procedures occur in a variety of applications, such as Doodle or presidential election polls, where people finalize their votes after previewing others' responses [Meir et al., 2010, Desmedt and Elkind, 2010, Xia and Conitzer, 2010, Reijngoud and Endriss, 2012, Zou et al., 2015]. Our key question is:

*What is the effect of strategic behavior in sequential and iterative voting?*

A series of work initiated by Meir et al. [2010] characterizes the dynamics and equilibria of *iterative voting*, where agents sequentially and myopically improve their reported preferences based on other agents' reports [Reyhani and Wilson, 2012, Lev and Rosenschein, 2012, Brânzei et al., 2013, Grandi et al., 2013, Obratsova et al., 2013, Meir et al., 2014, Rabinovich et al., 2015, Obratsova et al.,

2015, Endriss et al., 2016, Meir, 2016, Tsang and Larson, 2016, Koolyk et al., 2017]. While the convergence of iterative voting has been investigated for many commonly studied voting rules, the effect of strategic behavior, in terms of aggregate social welfare, remains largely unclear.

A notable exception is Brânzei et al. [2013]’s work that introduced and characterized the *additive dynamic price of anarchy* (ADPoA) of iterative voting with respect to the plurality, veto, and Borda social choice functions. The (additive) DPoA measures the social welfare (difference) ratio between the truthful winner and an iterative policy’s equilibrium winners when an adversary minimizes aggregate social welfare by controlling both the order in which agents make their strategic manipulations and agents’ truthful preferences altogether. In particular, Brânzei et al. [2013] proved that under iterative plurality, the number of agents whose top preference is an equilibrium winner is at most one less than that of the truthful plurality winner. Therefore, strategic behavior does not have a significant negative impact on the social welfare measured by the sum plurality score of the winner. Nevertheless, it is unclear whether this observation holds for other notions of social welfare.

## 1.1 Our Contributions

We address the key question discussed above in the iterative voting framework, first proposed by Meir et al. [2010], by characterizing Brânzei et al. [2013]’s ADPoA under plurality dynamics and *rank-based utility functions* that differ from the iteration method. Given  $m \geq 3$  alternatives, a ranked-based utility function is characterized by a utility vector  $\vec{u}$  such that each agent receives  $u_i$  utility if their  $i$ -th ranked alternative wins, although this alternative may differ for each agent. We study iterative plurality due to its simplicity and popularity in practice. Moreover, our results absolve the need for the mechanism’s center to know  $\vec{u}$  exactly, thus conserving agents’ privacy. Still, we assume this is constant for all agents.

Our first main result (Theorem 1) states that, unfortunately, for any fixed  $m \geq 3$  and utility vector  $\vec{u}$ , the ADPoA is  $\Theta(n)$  for  $n$  agents. Therefore, the positive result achieved by Brânzei et al. [2013] is not upheld if  $\vec{u}$  differs from plurality utility under the iterative plurality mechanism.

To overcome this negative worst-case result, we introduce the notion of *expected additive dynamic price of anarchy* (EADPoA), which presumes agents’ truthful preferences to be generated from a probability distribution. Our second main result (Theorem 2) is positive and surprises us: for any fixed  $m \geq 3$  and utility vector  $\vec{u}$ , the EADPoA is  $-\Omega(1)$  when agents’ preferences are i.i.d. uniformly at random, known as *Impartial Culture (IC)* in social choice. In particular, our result suggests that *strategic behavior is bliss* because iterative voting helps agents choose an alternative with higher expected social welfare, regardless of the order of agents’ strategic manipulations.

**Techniques.** We compute the EADPoA by partitioning the (randomly generated) profiles according to their *potential winners* – the alternatives that can be made to win by incrementing their plurality scores by at most one. Conditioned on profiles with two potential winners, we show that iterative plurality returns the alternative that beats the other in a head-to-head competition (Lemma 1). This type of “self selection” improves the expected social welfare over truthful plurality winner by  $\Omega(1)$  (Lemma 2). When there are three or more potential winners, we further show that the expected welfare loss is  $o(1)$  (Lemmas 3 and 4). Since the likelihood of  $k$ -way ties is exponentially small (in fact,  $\Theta\left(n^{-\frac{k-1}{2}}\right)$  [Xia, 2021]), the overall social welfare is improved in expectation. We provide an experimental justification of our second main result in Appendix B.

## 1.2 Related Work and Discussions

**Sequential and iterative voting.** Since iterative voting’s inception in 2010, many researchers have studied its convergence properties under differing assumptions and iteration protocols. Meir et al. [2010] first established the convergence of iterative plurality with deterministic tie-breaking from any initial preference profile or with randomized tie-breaking from the truthful profile. However, this result appears quite sensitive to its assumptions, since the authors found counter-examples when allowing agents to manipulate simultaneously, using better- instead of best-replies, or weighing agents’ votes unequally. Lev and Rosenschein [2012] and Reyhani and Wilson [2012] independently showed that no other scoring rule besides veto necessarily converges, while Koolyk et al. [2017] demonstrated the same for common non-scoring rules, such as Maximin, Copeland, and Bucklin.

Similarly, [Obratzsova et al. \[2013, 2015\]](#) and [Rabinovich et al. \[2015\]](#) each analyze the conditions for Nash equilibrium for iterative voting rules and their truth-biased or lazy voting counterparts [[Thompson et al., 2013](#)]. [Rabinovich et al. \[2015\]](#) conclude that determining whether a given profile is a reachable Nash equilibrium is NP-complete.

Most iterative voting rules require agents to have full information about each others' votes in order to compute their best-responses. To relax this strong assumption, [Rejingoud and Endriss \[2012\]](#) and [Endriss et al. \[2016\]](#), inspired by [Chopra et al. \[2004\]](#), introduce communication graphs and poll information functions that restricts the amount information each agent receives and better respects voter privacy. The researchers subsequently provide susceptibility, immunity, and convergence results according to different voting rules. [Tsang and Larson \[2016\]](#) use these concepts to simulate iterative plurality on a social network and allow agents to infer their best-responses based on their neighbors' reports. The authors demonstrate how correlating agents' preferences affects the PoA and DPoA of strategic outcomes.

Sequential but non-iterative voting games have also been investigated in the literature. [Desmedt and Elkind \[2010\]](#) characterized the subgame perfect Nash equilibrium of a voting game where agents vote sequentially and are allowed to abstain from voting. [Xia and Conitzer \[2010\]](#) characterized the subgame perfect Nash equilibrium of a similar voting game where agents are not allowed to abstain, and proved that the equilibrium winner is highly unfavorable in the worst case, which can be viewed as an ordinal PoA. Our paper focuses on iterative voting setting proposed by [Meir et al. \[2010\]](#) and therefore differs from these works.

**Best-response mechanisms.** A separate line of research from iterative voting has studied the convergence and acyclicity properties of best-response mechanisms. [Monderer and Shapley \[1996\]](#) first introduced the finite improvement property applied to games with agents that sequentially change their actions. [Apt and Simon \[2015\]](#) and [Fabrikant et al. \[2010\]](#) subsequently characterized better-response dynamics in weakly acyclic games, which encapsulate potential and dominance-solvable games, and demonstrate bounds on finding their Nash equilibrium. The relationship between iterative voting and best-response mechanisms was explored by [Meir et al. \[2014\]](#) and [Meir \[2016\]](#), who fully characterized the acyclicity and local dominance properties of iterative voting rules.

**Implications of our main results.** Our results provide completeness and explanatory power to the empirical studies of [Grandi et al. \[2013\]](#) and [Tsang and Larson \[2016\]](#). The former work shows an increase in additive social welfare using the Borda welfare vector due to plurality dynamics when agents have restricted manipulations and independent or correlated preferences [[Berg, 1985](#)]. The latter work shows a similar gain when agents have single-peaked preferences, are embedded on a social network, and make their manipulations based on estimates of their neighbors' reports. Put together, iterative voting provides a social welfare benefit that serves as an additional defense of strategic manipulation to those presented by [Dowding and Hees \[2008\]](#). We believe our results will benefit a further study of non-strategyproof mechanisms in other social choice domains, such multi-issue voting [[Bowman et al., 2014](#), [Grandi et al., 2020](#)].

## 2 Preliminaries

**Basic setting.** Let  $\mathcal{A} = [m] \triangleq \{1, \dots, m\}$  denote the set of  $m \geq 3$  alternatives and  $n \in \mathbb{N}$  denote the number of agents. We denote by  $\mathcal{L}(\mathcal{A})$  the set of all strict linear orders over  $\mathcal{A}$  and use  $R_j \in \mathcal{L}(\mathcal{A})$ ,  $j \leq n$  to represent agents' preference rankings. Preferences are aggregated into profiles  $P = (R_1, \dots, R_n)$ , and we use  $\text{top}(R_j) \in \mathcal{A}$  to denote agent  $j$ 's top preferred alternative. For any pair of alternatives  $a, b \in \mathcal{A}$ , we use  $P[a \succ b]$  to denote the number of agents that prefer  $a$  to  $b$  in  $P$ .

**Integer positional scoring rules.** An (integer) positional scoring rule  $r_{\vec{s}}$  is characterized by an integer scoring vector  $\vec{s} = (s_1, \dots, s_m) \in \mathbb{Z}_{\geq 0}^m$  with  $s_1 \geq s_2 \geq \dots \geq s_m \geq 0$  and  $s_1 > s_m$ . For example, plurality uses the vector  $\vec{s}_{plu} = (1, 0, \dots, 0)$ , veto uses  $(1, \dots, 1, 0)$ , and Borda uses  $(m-1, m-2, \dots, 0)$ . In this work we focus on the plurality rule  $r_{plu} = r_{\vec{s}_{plu}}$  and define the score of  $a \in \mathcal{A}$  according to profile  $P$  as  $s_P(a) = \sum_{R \in P} \mathbb{1}\{\text{top}(R) = a\}$ . We use the resolute function  $r_{plu}(P) = \arg \max_{a \in \mathcal{A}} s_P(a)$  to select a single winning alternative, breaking ties lexicographically and favoring that with the smallest index. Assume  $r = r_{plu}$  unless stated otherwise.

**Rank-based utility and additive social welfare.** We assume that agents have additive utilities characterized by a *rank-based utility vector*  $\vec{u} = (u_1, \dots, u_m) \in \mathbb{R}_{\geq 0}^m$  with  $u_1 \geq \dots \geq u_m \geq 0$  and  $u_1 > u_m$ . Like the scoring rule, each agent  $j$  gets  $\vec{u}(R_j, a) = u_i$  utility for the alternative  $a \in \mathcal{A}$  ranked  $i^{\text{th}}$  in  $R_j$ . Unlike prior work, however, we do not presume that  $\vec{u}$  is the same as the scoring vector  $\vec{s}$ . We define the additive *social welfare* of  $a$  according to  $P$  as  $\text{SW}_{\vec{u}}(P, a) = \sum_{j=1}^n \vec{u}(R_j, a)$ .

**Iterative plurality voting.** Given agents' truthful preferences  $P$ , we consider an iterative process of profiles  $(P^t)_{t \geq 0}$  that describe agents' *reported preferences* (i.e. votes)  $(R_1^t, \dots, R_n^t)_{t \geq 0}$  over time. For each round  $t$ , one agent  $j$  is chosen by a *scheduler*  $\phi$  to make a myopic *improvement step*, denoted by  $R_j^t \xrightarrow{j} R_j'$ , to their report. This step is called a *better-response* if  $j$  prefers the new outcome  $r(R_j', R_{-j}^t)$  to the prior one  $r(R_j^t, R_{-j}^t)$ , whereas it is a *best-response* (BR) if, additionally,  $j$  could not have achieved a more preferred outcome than manipulating to  $R_j'$  from  $P^t$ .<sup>1</sup>

Following Brânzei et al. [2013], we limit our discussion to strategic manipulations beginning from the truthful profile  $P^0 = P$ . This guarantees that all improvement steps  $R_j^t \xrightarrow{j} R_j'$  from profile  $P'$  to  $P''$  are best-responses that change the iterative winner:  $r(P') \neq \text{top}(R_j') \wedge r(P'') = \text{top}(R_j')$ .<sup>2</sup> As a result, any sequence of BR steps converges in  $\mathcal{O}(nm)$  rounds [Reyhani and Wilson, 2012]. The profiles  $\{P^*\}$  with no further improvement steps are therefore *Nash equilibrium* (NE) with respect to  $P$ . We define  $\text{EW}(P)$  as the set of *equilibrium winning* alternatives corresponding to all NE reachable from  $P$  via some BR sequence. That is,

$$\text{EW}(P) = \{r(P^*) : \exists \text{ a BR sequence from } P \text{ leading to the NE profile } P^*\}$$

Lastly, we'll define the set of *potential winning* alternatives of any profile  $P$  as those who could become a winner if their plurality score were to increment by one, including the current winner. That is, some agent could make these alternatives win by taking a BR step that increases their plurality score, if the agent's ranking permits. Following [Rabinovich et al., 2015], we have:

$$\text{PW}(P) = \left\{ a \in \mathcal{A} : \begin{cases} s_P(a) = s_P(r(P)) - 1, & a \text{ is ordered before } r(P) \\ s_P(a) = s_P(r(P)), & a \text{ is ordered after } r(P) \end{cases} \right\} \cup \{r(P)\}$$

where the ordering is lexicographical for tie-breaking. Reyhani and Wilson [2012] proved that the potential winning set is monotonic in  $t$ :  $\forall t \geq 0, \text{PW}(P^{t+1}) \subseteq \text{PW}(P^t)$ , which implies  $\text{EW}(P) \subseteq \text{PW}(P^0)$ . As a result, iterative plurality voting acts like a sequential tie-breaking mechanism whose outcome follows from the scheduler  $\phi$ . The following example demonstrates this section's concepts.

**Example 1.** Let  $n = 9, m = 3$ , and consider the truthful profile  $P$  defined with  $R_1 = R_2 = R_3 = [1 \succ 3 \succ 2]$ ,  $R_4 = R_5 = [2 \succ 3 \succ 1]$ ,  $R_6 = [2 \succ 1 \succ 3]$ , and  $R_7 = R_8 = R_9 = [3 \succ 2 \succ 1]$ . We observe from the plurality scores  $(s_P(1), s_P(2), s_P(3)) = (3, 3, 3)$  that  $r(P) = 1$  and  $\text{PW}(P) = \{1, 2, 3\}$ , representing a three-way tie. Next, Figure 1 describes the five BR sequences from  $P$ :

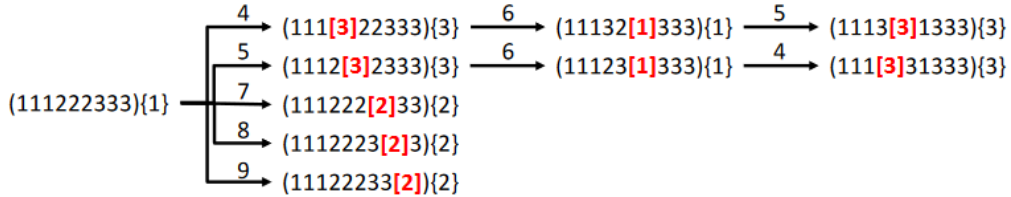


Figure 1: Five BR sequences in Example 1. The tuples denote agents' reported top alternatives; the winner appears in curly brackets; arrows denote which agent makes each BR step and the updated report is emphasized.

We therefore conclude  $\text{EW}(P) = \{2, 3\}$ . Moreover, consider the utility vector  $\vec{u} = (u_1, u_2, u_3)$ . Then the social welfare for each alternative is  $(\text{SW}_{\vec{u}}(P, 1), \text{SW}_{\vec{u}}(P, 2), \text{SW}_{\vec{u}}(P, 3)) = (3u_1 + 1u_2 + 5u_3, 3u_1 + 3u_2 + 3u_3, 3u_1 + 5u_2 + 1u_3)$ .  $\square$

<sup>1</sup>Note that  $\phi$  must select a BR step if one exists [Apt and Simon, 2015].

<sup>2</sup>These are characterized as *Type 1* or *direct best replies* in the literature [Meir, 2016]. Conversely, *Type 3* best-responses ( $r(P') = \text{top}(R_j') \wedge r(P'') = \text{top}(R_j')$ ) do not occur in improvement sequences from the truthful profile. Note that no BR step is of *Type 2* ( $r(P') = \text{top}(R_j') \wedge r(P'') \neq \text{top}(R_j')$ ).

### 3 Additive Dynamic PoA under General Utility Vectors

How bad are equilibrium outcomes, given that strategic manipulations inevitably occur by the Gibbard-Satterthwaite theorem [Gibbard, 1973, Satterthwaite, 1975]? Brânzei et al. [2013] sought to answer this question by defining the *additive dynamic price of anarchy (ADPoA)* as the *adversarial loss* – the difference in welfare between the truthful winner  $r(P)$  and its worst-case equilibrium winner in  $EW(P)$  – according to the worst-case  $P$ . To motivate this concept, consider users of a website that can regularly log in and update their preferences for an election. Then the ADPoA bounds the welfare loss if a virtual assistant can recommend when users should make their changes.

Brânzei et al. originally defined the ADPoA for a given positional scoring rule  $r_{\vec{s}}$  and an additive social welfare function respecting  $\vec{u} = \vec{s}$ . In this case, the ADPoA of plurality was found to be 1, while the (multiplicative) DPoA of veto is  $\Omega(m)$  and Borda is  $\Omega(n)$  for  $m \geq 4$  [Brânzei et al., 2013]. Although these results answer the authors' question and appear optimistic for plurality, they suggest more about the iteration mechanism than agents' collective welfare. For example, an ADPoA for plurality of 1 means that for any truthful profile, the difference in initial plurality scores of any equilibrium winner is at most one less than that of the truthful winner. However, when we relax the utility vector  $\vec{u}$  to differ from  $\vec{s}$ , we find in Theorem 1 that the ADPoA is quite poor at  $\Theta(n)$ .

First we recall Brânzei et al.'s definition of ADPoA using our notation and explicitly define the adversarial loss  $D^+$  for a particular truthful profile  $P$  before proceeding to our first main result.

**Definition 1 (Additive Dynamic Price of Anarchy (ADPoA) [Brânzei et al., 2013]).** *Given a positional scoring rule  $r_{\vec{s}}$ , utility vector  $\vec{u} = (u_1, \dots, u_m)$  over  $m \geq 3$  alternatives, and truthful profile  $P$ , the adversarial loss starting from  $P$  is defined as*

$$D_{r_{\vec{s}}, \vec{u}}^+(P) = SW_{\vec{u}}(P, r_{\vec{s}}(P)) - \min_{a \in EW(P)} SW_{\vec{u}}(P, a)$$

The additive dynamic price of anarchy (ADPoA) of  $r_{\vec{s}}$  and  $\vec{u}$  under  $n$  agents is defined as

$$ADPoA(r_{\vec{s}}, \vec{u}, n) = \max_{P \in \mathcal{L}(\mathcal{A})^n} D_{r_{\vec{s}}, \vec{u}}^+(P)$$

We will use ADPoA and  $D^+$  to denote  $ADPoA(r_{plu}, \vec{u}, n)$  and  $D_{r_{plu}, \vec{u}}^+$  when the context is clear.<sup>3</sup> For example, we saw in Example 1 that  $r(P) = 1$  and  $EW(P) = \{2, 3\}$ . Then

$$\begin{aligned} D^+(P) &= \max\{ SW_{\vec{u}}(P, 1) - SW_{\vec{u}}(P, 2), SW_{\vec{u}}(P, 1) - SW_{\vec{u}}(P, 3) \} \\ &= \max\{ (3u_1 + 1u_2 + 5u_3) - (3u_1 + 3u_2 + 3u_3), \\ &\quad (3u_1 + 1u_2 + 5u_3) - (3u_1 + 5u_2 + 1u_3) \} \\ &= -2(u_2 - u_3) \leq 0 \end{aligned}$$

Therefore the social welfare of both equilibrium winners is at least that of the truthful winner. In Theorem 2 below we'll see this conclusion hold in expectation. For the worst case profile  $P$ , however, the following theorem proves that this is not the case – rather, the worst-case equilibrium winner of  $P$  has a social welfare linearly worse than the truthful winner.

**Theorem 1.** *Fix  $m \geq 3$  and utility vector  $\vec{u} = (u_1, \dots, u_m)$ . Then  $ADPoA(r_{plu}, \vec{u}, n)$  is  $\Theta(n)$ . Specifically,  $\forall n > 2m$ ,*

$$(u_2 - u_m) \left( \frac{n}{m} - 2 \right) \leq ADPoA(r_{plu}, \vec{u}, n) \leq nu_1$$

*Proof.* The ADPoA is trivially upper bounded by the maximum social welfare attainable by any truthful profile  $P$ . For example, if  $P$  is defined with  $R_j = (1, 2, \dots, m) \forall j \leq n$ , then  $\forall \tilde{P} \in \mathcal{L}(\mathcal{A})^n$ ,

$$D^+(\tilde{P}) = SW_{\vec{u}}(\tilde{P}, r(\tilde{P})) - \min_{a \in EW(\tilde{P})} SW_{\vec{u}}(\tilde{P}, a) \leq SW_{\vec{u}}(\tilde{P}, r(\tilde{P})) \leq SW_{\vec{u}}(P, r(P)) = nu_1$$

To lower bound ADPoA, we will construct a profile  $P$  with a two-way tie between alternatives 1, 2  $\in \mathcal{A}$  such that  $D^+(P) = (u_2 - u_m) \left( \frac{n}{m} - 2 \right)$ . This implies the desired lower bound of

$$ADPoA = \max_{\tilde{P} \in \mathcal{L}(\mathcal{A})^n} D^+(\tilde{P}) \geq D^+(P) = (u_2 - u_m) \left( \frac{n}{m} - 2 \right)$$

<sup>3</sup>The superscript '+' denotes an additive measure instead of multiplicative in the classical definition of PoA.



Fix  $m \geq 3$  and let  $n > 2m$  be even. We denote by  $k = \arg \min_{\bar{k} \in [2, m-1]} (u_{\bar{k}} - u_{\bar{k}+1})$  the position in  $\vec{u}$  with the minimal difference in adjacent coordinates. Let  $\alpha = \frac{1}{m}(n + m - 2)$  and  $\beta = (\alpha - 1)(m - 2)$ , such that  $n = 2\alpha + \beta$ . We will then construct  $P$  as follows, with  $\alpha$  agents that prefer 1 first and 2 last,  $\alpha$  agents that prefer 2 first and 1 second,  $(\frac{\beta}{2} - 1)$  agents that prefer 1 second and 2 last, and  $(\frac{\beta}{2} + 1)$  agents that prefer 2 in their ranking's  $k$ -th position and 1 in their ranking's  $(k + 1)$ -th position. We can see here that  $s_P(1) = s_P(2) = \alpha$ , and  $\forall c > 2, s_P(c) = \alpha - 1$ , thus guaranteeing the two-way tie. Therefore  $r(P) = 1$  and  $P[2 \succ 1] = \alpha + \frac{\beta}{2} + 1 > \alpha + \frac{\beta}{2} - 1 = P[1 \succ 2]$ . This implies  $\text{EW}(P) = \{2\}$  by the following lemma.

**Lemma 1.** *Let  $m \geq 2$  and  $a, b \in \mathcal{A}$  such that  $a$  is ordered before  $b$  in tie-breaking. Suppose  $\text{PW}(P) = \{a, b\}$  for some truthful profile  $P$ . Then  $\text{EW}(P) = \{a\}$  if  $P[a \succ b] \geq P[b \succ a]$ ; otherwise  $\text{EW}(P) = \{b\}$ .*

The lemma's proof can be found in Appendix A.1. As a result,

$$\begin{aligned} D^+(P) &= \text{SW}_{\vec{u}}(P, 1) - \text{SW}_{\vec{u}}(P, 2) \\ &= \alpha(u_2 - u_m) + \left(\frac{\beta}{2} - 1\right)(u_2 - u_m) - \left(\frac{\beta}{2} + 1\right)(u_k - u_{k+1}) \\ &\geq (u_2 - u_m)(\alpha - 2) = (u_2 - u_m) \left(\frac{n - m - 2}{m}\right) \geq (u_2 - u_m) \left(\frac{n}{m} - 2\right) \end{aligned}$$

where the first inequality holds because  $(u_k - u_{k+1}) \leq (u_2 - u_m)$ .  $\square$

## 4 Expected Additive DPoA

In this section we extend Brânzei et al.'s ADPoA notion to account for the average-case adversarial loss for a positional scoring rule  $r_{\vec{s}}$ , rather than only the studying worst-case. This *expected additive dynamic price of anarchy* (EADPoA) bounds the adversarial loss of strategic manipulation according to more typical distributions of agents' rankings. Here we distribute profiles i.i.d. uniformly over  $\mathcal{L}(\mathcal{A})^n$ , known as the *Impartial Culture* distribution  $\pi_n = \text{IC}^n$ .

**Definition 2 (Expected Additive DPoA (EADPoA)).** *Given a positional scoring rule  $r_{\vec{s}}$ , a utility vector  $\vec{u}$  over  $m \geq 3$  alternatives,  $n$  agents, and a distribution  $\pi_n$  over  $\mathcal{L}(\mathcal{A})^n$  for agents' preferences, the expected additive dynamic price of anarchy is defined as follows:*

$$\text{EADPoA}(r_{\vec{s}}, \vec{u}, n, \pi_n) = \mathbb{E}_{P \sim \pi_n} \left[ D_{r_{\vec{s}}, \vec{u}}^+(P) \right]$$

Like before, we will use EADPoA and  $D^+$  to denote  $\text{EADPoA}(r_{\text{plu}}, \vec{u}, n, \text{IC}^n)$  and  $D_{r_{\text{plu}}, \vec{u}}^+$  respectively. We similarly fix a rank-based utility vector  $\vec{u}$  that may differ from the scoring rule  $\vec{s}$ , but we will not presume in the following theorem that this is known by the iterative plurality mechanism. In the subsequent proof, we will also drop the subscript " $P \sim \text{IC}^n$ " to simplify notation when the context is clear.

**Theorem 2.** *Fix  $m \geq 3$  and utility vector  $\vec{u} = (u_1, \dots, u_m)$ . For any  $n \in \mathbb{N}$  we have*

$$\text{EADPoA}(r_{\text{plu}}, \vec{u}, n, \text{IC}^n) = -\Omega(1)$$

*Proof.* The key idea is to partition  $\mathcal{L}(\mathcal{A})^n$  according to each profile's potential winner set. More precisely, for every  $W \subseteq \mathcal{A}$  with  $W \neq \emptyset$ , we define:

$$\overline{\text{PoA}}(W) = \Pr(\text{PW}(P) = W) \times \mathbb{E}[D^+(P) \mid \text{PW}(P) = W]$$

By the law of total expectation, then

$$\text{EADPoA} = \mathbb{E}[D^+(P)] = \sum_{\alpha=1}^m \sum_{W \subseteq \mathcal{A}: |W|=\alpha} \overline{\text{PoA}}(W) \quad (1)$$

where  $\alpha$  denotes the number of potential winners in  $P$ . It is straightforward to see that when  $\alpha = 1$ , any profile  $P$  with  $|\text{PW}(P)| = 1$  is already a NE, which implies  $D^+(P) = 0$ . The rest of the proof proceeds as follows. For any  $n \in \mathbb{N}$  we will show in Lemma 2 that for  $\forall W \subseteq \mathcal{A}$  with  $|W| = 2$

$\overline{\text{PoA}}(W) = -\Omega(1)$ . We will then demonstrate that  $\overline{\text{PoA}}(W) = o(1) \forall W \subseteq \mathcal{A}$  with  $|W| = 3$  (Lemma 3) and  $|W| \geq 4$  (if  $m \geq 4$ ; Lemma 4). Recalling that  $m$  is fixed, the total number of subsets of  $\mathcal{A}$  is viewed as a constant. Finally, these results combine to conclude

$$\text{EADPoA} = \underbrace{0}_{\alpha=1} - \underbrace{\Omega(1)}_{\alpha=2} + \underbrace{o(1)}_{\alpha \geq 3} = -\Omega(1)$$

□

Profiles with two tied alternatives drive the EADPoA negative because of the self-selecting property of Lemma 1. For example, consider a truthful  $P$  with  $\text{PW}(P) = \{a, b\}$  and  $r(P) = a$ . When more agents prefer the non-truthful winner  $b$  in this setting, iterative plurality makes this correction by changing the winner to  $b$  and increases agents' social welfare on average. When more agents prefer the truthful winner  $a$ , rather, iterative plurality doesn't change this outcome and the adversarial loss remains zero. Without a sufficient counter-balance to the former  $\alpha = 2$  case by any of the  $\alpha \geq 3$  cases, the adversarial loss overall remains negative in expectation.

The remainder of this section is devoted to detailing the proof behind the  $\alpha = 2$  case (Lemma 2). We declare the  $\alpha = 3$  case without proof (Lemma 3) and briefly prove the  $\alpha \geq 4$  case (Lemma 4).

**Lemma 2 ( $\alpha = 2$ ).** *Given  $m \geq 3$  and a utility vector  $\vec{u}$ , for any  $W \subseteq \mathcal{A}$  with  $|W| = 2$  and any  $n \in \mathbb{N}$ , we have  $\overline{\text{PoA}}(W) = -\Omega(1)$ .*

*Proof.* Without loss of generality let  $W = \{1, 2\}$  and suppose  $u_2 > u_m$ . There are two possible cases of  $\text{PW}(P) = \{1, 2\}$ : either  $s_P(1) = s_P(2)$  or  $s_P(1) + 1 = s_P(2)$ , which we'll denote by  $\mathcal{E}_1$  and  $\mathcal{E}_2$  respectively. This suggests  $\overline{\text{PoA}}(W) = \Pr(\mathcal{E}_1) \times \mathbb{E}[D^+(P) \mid \mathcal{E}_1] + \Pr(\mathcal{E}_2) \times \mathbb{E}[D^+(P) \mid \mathcal{E}_2]$ . We'll focus on the first case where alternatives 1 and 2 are tied, since the latter's proof is similar.

We believe this proof is challenging due to the dependence in agents' rankings once we condition on profiles that satisfy two-way ties (i.e.  $\mathcal{E}_1$ ). As a result, standard approximation techniques that assume independence, such as the Berry-Esseen inequality, no longer apply and may also be too coarse to support our claim. Instead, we will use a Bayesian network to further condition agents' rankings based on two properties: the top ranked-alternative and which of the two tied alternatives the agents prefer. Once we guarantee agents' rankings' conditional independence, we can identify the expected utility they gain for each alternative and then compute  $\mathbb{E}[D^+(P) \mid \mathcal{E}_1]$  efficiently.

At a high level, there are two conditions for a profile  $P$  to satisfy  $\mathcal{E}_1$  and have non-zero adversarial loss. First, the profile must indeed be a two-way tie. This is represented in Step 1 below by identifying each agent  $j$ 's top-ranked alternative  $t_j \in \mathcal{A}$  and conditioning  $D^+(P)$  on a specific vector of top-ranked alternatives  $\vec{t} \in \mathcal{T}_2 \subseteq \mathcal{A}^n$ , a set corresponding to all profiles satisfying  $\mathcal{E}_1$ . Second, by Lemma 1, the profile should satisfy  $P[2 \succ 1] \geq P[1 \succ 2]$ . This is represented in Step 1 by identifying an indicator  $z_j \in \{1, 2\}$  to suggest whether  $1 \succ_j 2$  or  $2 \succ_j 1$  respectively. We further condition  $D^+(P)$  on a specific vector  $\vec{z} \in \mathcal{Z}_{\vec{t}, k}$ , a set corresponding to all profiles in  $\mathcal{E}_1$  with  $k = P[2 \succ 1] \geq P[1 \succ 2] = n - k$ . Once we condition  $D^+(P)$  to satisfy these two conditions, we identify the expected difference in welfare between the alternatives  $\mathbb{E}_{t_j, z_j}$  for each agent  $j$  conditioned on  $t_j, z_j$  in Step 2, which follows from the Impartial Culture assumption. Finally, we compute  $D^+(P)$  by summing over all profiles satisfying the above two conditions and solve in Step 3, making use of Stirling's approximation.

More precisely, for any  $j \leq n$ , we represent agent  $j$ 's ranking distribution (i.i.d. uniform over  $\mathcal{L}(\mathcal{A})$ ) by a Bayesian network of three random variables (see Figure 2). First,  $T_j \in \mathcal{A}$  represents  $j$ 's top-ranked alternative and follows a uniform distribution. Second,  $Z_j \in \{1, 2\}$  indicates whether  $(1 \succ_j 2)$  or  $(2 \succ_j 1)$  conditioned on  $T_j$ , and has probability  $\{0.5, 0.5\}$  if  $T_j \notin \{1, 2\}$ . Third,  $Q_j$  follows the uniform distribution over linear orders that uphold both  $T_j$  and  $Z_j$ . It is not hard to verify that (unconditional)  $Q_j$  follows the uniform distribution over  $\mathcal{L}(\mathcal{A})$ , which implies that  $\vec{Q} = (Q_1, \dots, Q_n)$  follows the same distribution as  $P$ .

**Step 1: Identify profiles that satisfy  $\mathcal{E}_1$ .** Let  $\mathcal{T}_2 \subseteq [m]^n$  denote the set of top-ranked alternative vectors  $\vec{t} = (t_1, \dots, t_n)$  such that alternatives 1 and 2 have the maximum plurality score. Then  $\mathcal{E}_1$  holds for  $\vec{Q}$  if and only if  $\vec{T}$  takes a value in  $\mathcal{T}_2$ .

$$\mathcal{T}_2 = \{\vec{t} \in [m]^n : \forall 3 \leq i \leq m, |\{j : t_j = 1\}| = |\{j : t_j = 2\}| > |\{j : t_j = i\}|\}$$

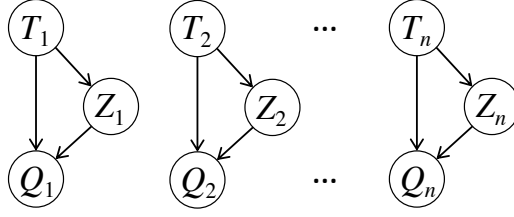


Figure 2: Bayesian network representation of  $P$  as  $\vec{T}$ ,  $\vec{Z}$ , and  $\vec{Q}$  for the  $\alpha = 2$  case.

Conditioned on agents' top-ranked alternatives being  $\vec{t} \in \mathcal{T}_2$ , we have by Lemma 1 that  $D^+(\vec{Q})$  is non-zero if and only if  $\vec{Q}[2 \succ 1] > \vec{Q}[1 \succ 2]$ . Let  $\text{Id}_1(\vec{t}) = \{j \leq n : t_j = 1\}$ ,  $\text{Id}_2(\vec{t}) = \{j \leq n : t_j = 2\}$ , and  $\text{Id}_3(\vec{t}) = \{j \leq n : t_j \notin \{1, 2\}\}$  be the respective set of first-, second-, and third-party agents for  $\vec{t}$ . Since  $\vec{t} \in \mathcal{T}_2$  implies  $|\text{Id}_1(\vec{t})| = |\text{Id}_2(\vec{t})|$ , there must be more third-party agents that prefer  $2 \succ 1$  than those that prefer  $1 \succ 2$ . For every  $\lceil \frac{|\text{Id}_3(\vec{t})|+1}{2} \rceil \leq k \leq |\text{Id}_3(\vec{t})|$ , we thus define  $\mathcal{Z}_{\vec{t},k} \subseteq \{1, 2\}^n$  as the set of all vectors  $\vec{z}$  where the number of 2's in  $\text{Id}_3(\vec{t})$  is exactly  $k$ .

$$\mathcal{Z}_{\vec{t},k} = \{\vec{z} \in \{1, 2\}^n : \forall j \in \text{Id}_1(\vec{t}) \cup \text{Id}_2(\vec{t}), z_j = t_j, \text{ and } |\{j \in \text{Id}_3(\vec{t}) : z_j = (2 \succ 1)\}| = k\}$$

By the law of total expectation and noting the independence of  $\vec{Q}$ 's components, we have

$$\Pr(\mathcal{E}_1) \times \mathbb{E}[D^+(P) \mid \mathcal{E}_1] = \sum_{\vec{t} \in \mathcal{T}} \sum_{k=\lceil \frac{|\text{Id}_3(\vec{t})|+1}{2} \rceil}^{|\text{Id}_3(\vec{t})|} \sum_{\vec{z} \in \mathcal{Z}_{\vec{t},k}} \Pr(\vec{T} = \vec{t}, \vec{Z} = \vec{z}) \sum_{j=1}^n E_{t_j, z_j} \quad (2)$$

where  $E_{t_j, z_j} = \mathbb{E}_{\vec{Q}_j} [\bar{u}(Q_j, 1) - \bar{u}(Q_j, 2) \mid T_j = t_j, Z_j = z_j]$  is the expected difference in welfare between alternatives 1 and 2 for an agent  $j$  with  $T_j = t_j$  and  $Z_j = z_j$ .

**Step 2: Compute expected welfare difference per agent.** We note that  $E_{t_j, z_j}$  only depends on the values of  $t_j$  and  $z_j$ , but not  $j$ . The cases for  $(t_j = z_j = 1)$  and  $(t_j = z_j = 2)$  negate each other with  $E_{1,1} + E_{2,2} = 0$ . If  $t_j \notin \{1, 2\}$  and  $z_j = 1$ , then  $E_{t_j, 1} = \eta > 0$  because  $u_2 > u_m$ . Similarly, it follows that if  $t_j \notin \{1, 2\}$  and  $z_j = 2$ , then  $E_{t_j, 2} = -\eta$ . Therefore Equation (2) becomes

$$\sum_{\vec{t} \in \mathcal{T}} \sum_{k=\lceil \frac{|\text{Id}_3(\vec{t})|+1}{2} \rceil}^{|\text{Id}_3(\vec{t})|} \sum_{\vec{z} \in \mathcal{Z}_{\vec{t},k}} \Pr(\vec{T} = \vec{t}, \vec{Z} = \vec{z}) \times (|\text{Id}_3(\vec{t})| - 2k)\eta \quad (3)$$

where we've inserted  $\sum_{j=1}^n E_{t_j, z_j} = |\text{Id}_1(\vec{t})|E_{1,1} + |\text{Id}_2(\vec{t})|E_{2,2} - k\eta + (|\text{Id}_3(\vec{t})| - k)\eta$ .

**Step 3: Simplify and solve.** Note that  $\text{Id}_3(\vec{T})$  is equivalent to the sum of  $n$  i.i.d. binary random variables, each of which is 1 with probability  $\frac{m-2}{m} \geq \frac{1}{3}$ . By Hoeffding's inequality, with exponentially small probability we have  $\text{Id}_3(\vec{T}) < \frac{1}{6}n$ . Therefore, we can focus on the  $\text{Id}_3(\vec{T}) \geq \frac{1}{6}n$  case in (3), which, by denoting  $\beta = |\text{Id}_3(\vec{t})|$  for ease of notation, becomes:

$$\begin{aligned} &\leq e^{-\Omega(n)} + \sum_{\vec{t} \in \mathcal{T}_2: \beta \geq \frac{1}{6}n} \sum_{k=\lceil \frac{\beta+1}{2} \rceil}^{\beta} \sum_{\vec{z} \in \mathcal{Z}_{\vec{t},k}} \Pr(\vec{T} = \vec{t}, \vec{Z} = \vec{z}) \times (\beta - 2k)\eta \\ &= e^{-\Omega(n)} - \eta \sum_{\vec{t} \in \mathcal{T}_2: \beta \geq \frac{1}{6}n} \left(\frac{1}{2}\right)^\beta \binom{\beta}{\lceil \frac{\beta+1}{2} \rceil} \binom{\beta}{\lfloor \frac{\beta+1}{2} \rfloor} \end{aligned} \quad (4)$$

$$= e^{-\Omega(n)} - \eta \sum_{\vec{t} \in \mathcal{T}_2: \beta \geq \frac{1}{6}n} \Pr(\vec{T} = \vec{t}) \times \Theta(\sqrt{n}) \quad (5)$$

$$= e^{-\Omega(n)} - \eta \Pr\left(\vec{T} \in \mathcal{T}_2, \text{Id}_3(\vec{T}) \geq \frac{1}{6}n\right) \times \Theta(\sqrt{n}) \leq -\Omega(1) \quad (6)$$



where Equation (4) follows from Claim 1 (see Appendix A.3) and Equation (5) follows from Stirling’s approximation (see Appendix A.4). We get Equation (6) since  $\Pr(\vec{T} \in \mathcal{T}_2)$  is equivalent to the probability of two-way ties under plurality w.r.t. IC, which is known to be  $\Theta(n^{-1/2})$  [Gillett, 1977]. This concludes Lemma 2, and a more full proof can be found in Appendix A.2.  $\square$

**Lemma 3 ( $\alpha = 3$ ).** *Given  $m \geq 3$  and a utility vector  $\vec{u}$ , for any  $W \subseteq \mathcal{A}$  with  $|W| = 3$  and any  $n \in \mathbb{N}$ , we have  $\overline{\text{PoA}}(W) = o(1)$ .*

We defer the proof of Lemma 3 to Appendix A.5.

**Lemma 4 ( $\alpha \geq 4$ ).** *Given  $m \geq 4$  and a utility vector  $\vec{u}$ , for any  $W \subseteq \mathcal{A}$  with  $|W| \geq 4$  and any  $n \in \mathbb{N}$ , we have  $\overline{\text{PoA}}(W) = o(1)$ .*

*Proof.* The lemma follows after noticing the following. Firstly, we note that  $\Pr(\text{PW}(P) = W) = \Theta(n^{-1.5})$  following a similar proof using the polyhedron representation as described in the proof of Lemma 3 (see Appendix A.5). Second, for any profile  $P$ ,  $D^+(P) = \mathcal{O}(n)$ .  $\square$

## 5 Conclusions and Future Work

This paper studies the effects of strategic behavior in iterative plurality voting in terms of its adversarial loss – the difference in social welfare between the truthful winner and the worst-case equilibrium winning alternative. Our results naturally extend those of Brânzei et al. [2013] by utilizing rank-based utility functions whose utility vector  $\vec{u}$  differs from the iterative positional scoring rule  $r_{\vec{u}}$ . We prove that iterative plurality has an adversarial loss linear in the number of agents in the worst case (Theorem 1). By distributing agents’ preferences according to the impartial culture, we overcome this negative result and prove a constant order improvement in social welfare regardless of the order of agents’ repeated strategic manipulations (Theorem 2). Even through our main result only works for IC, we are not aware of previous theoretical work on the expected performance of iterative voting under any distribution. Generalizing this study to other dynamics, utility functions, and families of distributions are interesting and important directions for future work.

For example, many iterative voting rules do not necessarily converge, but all games with best-response dynamics have cycles or steady-state equilibrium over agents’ joint pure-strategy action space  $\mathcal{L}(\mathcal{A})^n$  [Young, 1993, Meir, 2016]. Such games may instead be characterized by the worst-case ratio (or difference) between the social welfare of the game’s truthful outcome and the average welfare of a stationary distribution over each cycle – known as the price of sinking [Goemans et al., 2005]. Bounding the welfare in each cycle could plausibly extend the DPoA, left for future work.

A second branch of future work could compare the iterative voting equilibrium winners’ social welfare to that of the optimal winner, rather than the truthful outcome – known as the price of stability [Anshelevich et al., 2004, Tsang and Larson, 2016]. This is related to work in *distortion* which modifies agents’ utility functions to be normalized [Procaccia and Rosenschein, 2006, Caragiannis and Procaccia, 2011] or embedded in a metric space [Anshelevich et al., 2018].

A third branch of future work could generalize the choice of agents’ ranking distribution from IC, for example using smoothed analysis [Xia, 2020]. Determining the robustness of our theoretical results to other preference distributions, especially to those based on real-world data, would provide further insight into the effects of strategic manipulation on electoral outcomes. It would be interesting to see whether a greater proportion of i.i.d. preference distributions yield EADPoA results similar or dissimilar to that of IC.

## Acknowledgements

We thank anonymous reviewers for helpful comments. This work is supported by NSF #1453542, ONR #N00014-17-1-2621, and a giftfund from Google. J. Kavner acknowledges Abigail Jacobs for helpful discussions during the earliest stage of this work.

## References

- Elliot Anshelevich, Anirban Dasgupta, Jon Kleinberg, Éva Tardos, Tom Wexler, and Tim Roughgarden. The price of stability for network design with fair cost allocation. In *Proceedings of the 45th Annual IEEE Symposium on Foundations of Computer Science (FOCS)*, pages 295–304, 2004.
- Elliot Anshelevich, Onkar Bhardwaj, Edith Elkind, John Postl, and Piotr Skowron. Approximating Optimal Social Choice under Metric Preferences. *Artificial Intelligence*, 264(27–51), 2018.
- Krzysztof R Apt and Sunil Simon. A classification of weakly acyclic games. *Theory and Decision*, 78(4):501–524, 2015.
- John Bartholdi, III, Craig Tovey, and Michael Trick. The computational difficulty of manipulating an election. *Social Choice and Welfare*, 6(3):227–241, 1989.
- Sven Berg. Paradox of voting under an urn model: The effect of homogeneity. *Public Choice*, 47(2):377–387, 1985.
- Clark Bowman, Jonathan K Hodge, and Ada Yu. The potential of iterative voting to solve the separability problem in referendum elections. *Theory and decision*, 77(1):111–124, 2014.
- Simina Brânzei, Ioannis Caragiannis, Jamie Morgenstern, and Ariel D. Procaccia. How bad is selfish voting? In *Proceedings of the 27th AAAI Conference on Artificial Intelligence*, pages 138–144, 2013.
- Ioannis Caragiannis and Ariel D. Procaccia. Voting almost maximizes social welfare despite limited communication. *Artificial Intelligence*, 175(9):1655–1671, 2011.
- Samir Chopra, Eric Pacuit, and Rohit Parikh. Knowledge-theoretic properties of strategic voting. In *European Workshop on Logics in Artificial Intelligence*, pages 18–30. Springer, 2004.
- Vincent Conitzer and Toby Walsh. Barriers to Manipulation in Voting. In Felix Brandt, Vincent Conitzer, Ulle Endriss, Jérôme Lang, and Ariel Procaccia, editors, *Handbook of Computational Social Choice*, chapter 6. Cambridge University Press, 2016.
- Yvo Desmedt and Edith Elkind. Equilibria of plurality voting with abstentions. In *Proceedings of the 11th ACM conference on Electronic commerce*, pages 347–356, 2010.
- Keith Dowding and Martin Hees. In praise of manipulation. *British Journal of Political Science*, 38: 1 – 15, 01 2008. doi: 10.1017/S000712340800001X.
- Ulle Endriss, Svetlana Obraztsova, Maria Polukarov, and Jeffrey S. Rosenschein. Strategic voting with incomplete information. In *Proceedings of the Twenty-Fifth International Joint Conference on Artificial Intelligence, IJCAI’16*, page 236–242. AAAI Press, 2016.
- Alex Fabrikant, Aaron D. Jagard, and Michael Schapira. On the structure of weakly acyclic games. In Spyros Kontogiannis, Elias Koutsoupias, and Paul G. Spirakis, editors, *Algorithmic Game Theory*, pages 126–137, Berlin, Heidelberg, 2010. Springer Berlin Heidelberg.
- Piotr Faliszewski and Ariel D. Procaccia. AI’s war on manipulation: Are we winning? *AI Magazine*, 31(4):53–64, 2010.
- Piotr Faliszewski, Edith Hemaspaandra, and Lane A. Hemaspaandra. Using complexity to protect elections. *Communications of the ACM*, 53:74–82, 2010.
- Allan Gibbard. Manipulation of voting schemes: A general result. *Econometrica*, 41:587–601, 1973.
- Raphael Gillett. Collective Indecision. *Behavioral Science*, 22(6):383–390, 1977.
- M. Goemans, Vahab Mirrokni, and A. Vetta. Sink equilibria and convergence. In *46th Annual IEEE Symposium on Foundations of Computer Science (FOCS’05)*, pages 142–151, 11 2005.

- Umberto Grandi, Andrea Loreggia, Francesca Rossi, Kristen Brent Venable, and Toby Walsh. Restricted manipulation in iterative voting: Condorcet efficiency and borda score. In *International Conference on Algorithmic Decision Theory*, pages 181–192. Springer, 2013.
- Umberto Grandi, Jérôme Lang, Ali Ozkes, and Stéphane Airiau. Voting behavior in one-shot and iterative multiple referenda. *Available at SSRN*, 2020.
- Aaron Koolyk, Tyrone Strangway, Omer Lev, and Jeffrey S. Rosenschein. Convergence and quality of iterative voting under non-scoring rules. In *Proceedings of the Twenty-Sixth International Joint Conference on Artificial Intelligence, IJCAI-17*, pages 273–279, 2017.
- Omer Lev and Jeffrey S Rosenschein. Convergence of iterative voting. In *Proceedings of the 11th International Conference on Autonomous Agents and Multiagent Systems-Volume 2*, pages 611–618, 2012.
- Reshef Meir. Strong and weak acyclicity in iterative voting. In Martin Gairing and Rahul Savani, editors, *Algorithmic Game Theory*, pages 182–194, Berlin, Heidelberg, 2016. Springer Berlin Heidelberg.
- Reshef Meir, Maria Polukarov, Jeffrey S. Rosenschein, and Nicholas R. Jennings. Convergence to Equilibria of Plurality Voting. In *Proceedings of the National Conference on Artificial Intelligence (AAAI)*, pages 823–828, Atlanta, GA, USA, 2010.
- Reshef Meir, Omer Lev, and Jeffrey S. Rosenschein. A Local-Dominance Theory of Voting Equilibria. In *Proceedings of the 15th ACM Conference on Electronic Commerce*, pages 313–330, Palo Alto, CA, USA, 2014.
- Dov Monderer and Lloyd S. Shapley. Potential games. *Games and Economic Behavior*, 14(1): 124–143, 1996.
- Svetlana Obraztsova, Evangelos Markakis, and David R. M. Thompson. Plurality voting with truth-biased agents. In Berthold Vöcking, editor, *Algorithmic Game Theory*, pages 26–37, Berlin, Heidelberg, 2013. Springer Berlin Heidelberg.
- Svetlana Obraztsova, Evangelos Markakis, Maria Polukarov, Zinovi Rabinovich, and Nicholas R. Jennings. On the convergence of iterative voting: How restrictive should restricted dynamics be? In *Proceedings of the Twenty-Ninth AAAI Conference on Artificial Intelligence, AAAI’15*, page 993–999, 2015.
- Ariel D. Procaccia and Jeffrey S. Rosenschein. The distortion of cardinal preferences in voting. In *Proceedings of the 10th International Conference on Cooperative Information Agents, CIA’06*, page 317–331, Berlin, Heidelberg, 2006. Springer-Verlag.
- Zinovi Rabinovich, Svetlana Obraztsova, Omer Lev, Evangelos Markakis, and Jeffrey Rosenschein. Analysis of equilibria in iterative voting schemes. In *Proceedings of the 29th AAAI Conference on Artificial Intelligence*. AAAI Press, 2015.
- Annemieke Reijngoud and Ulle Endriss. Voter response to iterated poll information. In *Proceedings of the Eleventh International Joint Conference on Autonomous Agents and Multi-Agent Systems (AAMAS)*, volume 1, pages 635–644, 06 2012.
- Reyhaneh Reyhani and Mark C. Wilson. Best reply dynamics for scoring rules. In *Proceedings of the 20th European Conference on Artificial Intelligence, ECAI’12*, page 672–677, NLD, 2012. IOS Press.
- Mark Satterthwaite. Strategy-proofness and Arrow’s conditions: Existence and correspondence theorems for voting procedures and social welfare functions. *Journal of Economic Theory*, 10: 187–217, 1975.
- David R.M. Thompson, Omer Lev, Kevin Leyton-Brown, and Jeffrey Rosenschein. Empirical analysis of plurality election equilibria. In *Proceedings of the Thirteenth International Joint Conference on Autonomous Agents and Multi-Agent Systems (AAMAS)*, pages 391–398, Paris, France, 2013.

- Alan Tsang and Kate Larson. The echo chamber: Strategic voting and homophily in social networks. In *Proceedings of the 2016 International Conference on Autonomous Agents and Multiagent Systems*, AAMAS '16, page 368–375, 2016.
- Lirong Xia. The Smoothed Possibility of Social Choice. In *Proceedings of NeurIPS*, 2020.
- Lirong Xia. How Likely Are Large Elections Tied? In *Proceedings of the 22nd ACM Conference on Economics and Computation*, Budapest, Hungary, 2021.
- Lirong Xia and Vincent Conitzer. Stackelberg voting games: Computational aspects and paradoxes. In *Proceedings of the National Conference on Artificial Intelligence (AAAI)*, pages 921–926, Atlanta, GA, USA, 2010.
- H Peyton Young. The Evolution of Conventions. *Econometrica*, 61(1):57–84, January 1993.
- James Zou, Reshef Meir, and David Parkes. Strategic voting behavior in doodle polls. In *Proceedings of the 18th ACM Conference on Computer Supported Cooperative Work & Social Computing*, CSCW '15, page 464–472, New York, NY, USA, 2015.

## A Deferred Proofs

### A.1 Proof of Lemma 1

**Lemma 1.** *Let  $m \geq 2$  and  $a, b \in \mathcal{A}$  such that  $a$  is ordered before  $b$  in tie-breaking. Suppose  $PW(P) = \{a, b\}$  for some truthful profile  $P$ . Then  $EW(P) = \{a\}$  if  $P[a \succ b] \geq P[b \succ a]$ ; otherwise  $EW(P) = \{b\}$ .*

*Proof.* Suppose  $PW(P) = \{a, b\}$  for some truthful profile  $P$ . First consider the case where  $a$  and  $b$  are tied with  $s_P(a) = s_P(b)$ . Let

- $\text{Id}^{(a)}(P) = \{j \in [n] : \text{top}(R_j) \neq a, b, \text{ and } a \succ_j b\}$
- $\text{Id}^{(b)}(P) = \{j \in [n] : \text{top}(R_j) \neq a, b, \text{ and } b \succ_j a\}$

denote the indices of agents who don't rank  $a$  or  $b$  highest but prefer ( $a \succ b$ ) or ( $b \succ a$ ) respectively. Since each BR sequence begins at  $P^0 = P$ , all BR steps are of Type 1 and must change the iterative winner each round, starting from  $r(P^0) = a$ . BR steps will therefore alternate whether they are taken by agents represented in  $\text{Id}^{(a)}(P)$  or  $\text{Id}^{(b)}(P)$ . Agents from the former set will best-respond to rankings whose top preference is  $a$ , changing the winner to  $a$ , whereas agents from the latter set will best-respond to rankings whose top preference is  $b$ , changing the winner back to  $b$ . This alternation will continue until round  $t$  when either  $\text{Id}^{(a)}(P^t)$  or  $\text{Id}^{(b)}(P^t)$  are emptied of indices. If  $|\text{Id}^{(a)}(P^0)| \geq |\text{Id}^{(b)}(P^0)|$ , the last BR step will make  $a$  the unique equilibrium winner, whereas if  $|\text{Id}^{(a)}(P^0)| < |\text{Id}^{(b)}(P^0)|$ , the last BR step will make  $b$  the unique equilibrium winner.

Inverse reasoning holds if  $a$  and  $b$  differ by one initial plurality score and  $s_P(a) = s_P(b) - 1$ , implying  $r(P^0) = b$ . In this case, the last BR step will make  $a$  the unique equilibrium winner only if  $|\text{Id}^{(a)}(P^0)| > |\text{Id}^{(b)}(P^0)|$ , since the plurality score of  $a$  is initially disadvantaged by 1. If not, the unique equilibrium winner will be  $b$ . We therefore conclude that if  $P[a \succ b] \geq P[b \succ a]$  across all  $n$  agents, then  $EW(P) = \{a\}$ ; otherwise  $EW(P) = \{b\}$ . □

### A.2 Proof of Lemma 2

**Lemma 2 ( $\alpha = 2$ ).** *Given  $m \geq 3$  and a utility vector  $\vec{u}$ , for any  $W \subseteq \mathcal{A}$  with  $|W| = 2$  and any  $n \in \mathbb{N}$ , we have  $\overline{\text{PoA}}(W) = -\Omega(1)$ .*

*Proof.* Without loss of generality let  $W = \{1, 2\}$  and suppose  $u_2 > u_m$ , since the case where  $u_2 = u_m$  is covered in [Brânzei et al., 2013]. There are two possible cases of  $PW(P) = \{1, 2\}$ :  $\mathcal{E}_1 = \mathbb{1}\{s_P(1) = s_P(2)\}$ , where 1 is the truthful winner, and  $\mathcal{E}_2 = \mathbb{1}\{s_P(1) = s_P(2) - 1\}$ , where 2 is the truthful winner. This suggests the following partition:

$$\overline{\text{PoA}}(W) = \Pr(\mathcal{E}_1) \times \mathbb{E}[D^+(P) \mid \mathcal{E}_1] + \Pr(\mathcal{E}_2) \times \mathbb{E}[D^+(P) \mid \mathcal{E}_2]$$

We'll focus on the former summand where 1 and 2 are tied and prove that  $\Pr(\mathcal{E}_1) \times \mathbb{E}[D^+(P) \mid \mathcal{E}_1] = -\Omega(1)$ . The proof for the latter summand can be done similarly.

We believe this proof is challenging due to the dependence in agents' rankings once we condition on profiles that satisfy two-way ties (i.e.  $\mathcal{E}_1$ ). As a result, standard approximation techniques that assume independence, such as the Berry-Esseen inequality, no longer apply and may also be too coarse to support our claim. Instead, we will use a Bayesian network to further condition agents' rankings based on two properties: the top ranked-alternative and which of the two tied alternatives the agents prefer. Once we guarantee agents' rankings' conditional independence, we can identify the expected utility they gain for each alternative and then compute  $\mathbb{E}[D^+(P) \mid \mathcal{E}_1]$  efficiently.

At a high level, there are two conditions for a profile  $P$  to satisfy  $\mathcal{E}_1$  and have non-zero adversarial loss. First, the profile must indeed be a two-way tie. This is represented in Step 1 below by identifying each agent  $j$ 's top-ranked alternative  $t_j \in \mathcal{A}$  and conditioning  $D^+(P)$  on a specific vector of top-ranked alternatives  $\vec{t} \in \mathcal{T}_2 \subseteq \mathcal{A}^n$ , a set corresponding to all profiles satisfying  $\mathcal{E}_1$ . Second,

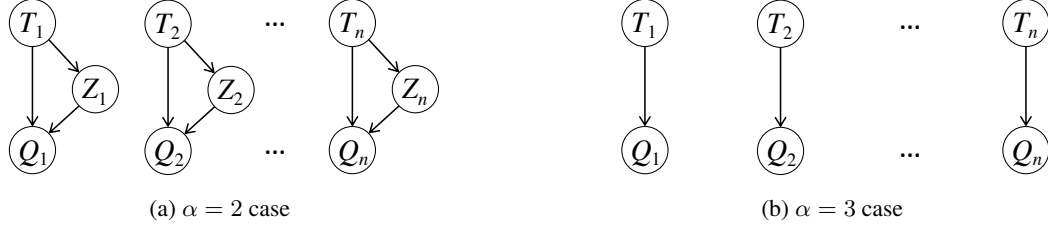


Figure 3: Bayesian network representation of  $P$  as  $\vec{T}$ ,  $\vec{Z}$ , and  $\vec{Q}$

by Lemma 1, the profile should satisfy  $P[2 \succ 1] \geq P[1 \succ 2]$ . This is represented in Step 1 by identifying an indicator  $z_j \in \{1, 2\}$  to suggest whether  $1 \succ_j 2$  or  $2 \succ_j 1$  respectively. We further condition  $D^+(P)$  on a specific vector  $\vec{z} \in \mathcal{Z}_{\vec{t}, k}$ , a set corresponding to all profiles in  $\mathcal{E}_1$  with  $k = P[2 \succ 1] \geq P[1 \succ 2] = n - k$ . Once we condition  $D^+(P)$  to satisfy these two conditions, we identify the expected difference in welfare between the alternatives  $\mathbb{E}_{t_j, z_j}$  for each agent  $j$  conditioned on  $t_j, z_j$  in Step 2, which follows from the Impartial Culture assumption. Finally, we compute  $D^+(P)$  by summing over all profiles satisfying the above two conditions and solve in Step 3, making use of Stirling's approximation.

More precisely, for any  $j \leq n$ , we represent agent  $j$ 's ranking distribution (i.i.d. uniform over  $\mathcal{L}(\mathcal{A})$ ) by a Bayesian network of three random variables:  $T_j$  represents the top-ranked alternative,  $Z_j$  represents whether  $(1 \succ_j 2)$  or  $(2 \succ_j 1)$ , conditioned on  $T_j$ , and  $Q_j$  represents the linear order conditioned on  $T_j$  and  $Z_j$ . Formally, we have the following definition.

**Definition 3.** For any  $j \leq n$ , we define a Bayesian network with three random variables  $T_j \in \mathcal{A}$ ,  $Z_j \in \{1, 2\}$ , and  $Q_j \in \mathcal{L}(\mathcal{A})$ , where  $T_j$  has no parent,  $T_j$  is the parent of  $Z_j$ , and  $T_j$  and  $Z_j$  are  $Q_j$ 's parents (see Figure 3a). Let  $\vec{T} = (T_1, \dots, T_n)$ ,  $\vec{Z} = (Z_1, \dots, Z_n)$ , and  $\vec{Q} = (Q_1, \dots, Q_n)$ . The (conditional) distributions are:

- $T_j$  follows a uniform distribution over  $\mathcal{A}$
- $\Pr(Z_j = 1 \mid T_j = t) = \begin{cases} 1, & t = 1 \\ 0, & t = 2 \\ 0.5, & t \in [3, m] \end{cases}$
- $Q_j$  follows the uniform distribution over linear orders whose top alternative is  $T_j$  and  $(1 \succ_j 2)$  if  $Z_j = 1$ , or  $(2 \succ_j 1)$  if  $Z_j = 2$ .

It is not hard to verify that (unconditional)  $Q_j$  follows the uniform distribution over  $\mathcal{L}(\mathcal{A})$ , which implies that  $\vec{Q}$  follows the same distribution as  $P$ , namely  $IC^n$ . Notice that if alternative 1 or 2 is ranked at the top, then  $Z_j$  is deterministic and equals to  $T_j$ . Furthermore, if  $T_j \in \{1, 2\}$ , then  $Q_j$  follows the uniform distribution over  $(m-1)!$  linear orders; otherwise  $Q_j$  follows the uniform distribution over  $(m-1)!/2$  linear orders.

**Example 2.** Let  $m = 4$  and  $W = \{1, 2\}$ . For every  $j \leq n$ ,  $T_j$  is the uniform distribution over  $[4]$ . We have that  $\Pr(Z_j = 1 \mid T_j = 1) = \Pr(Z_j = 2 \mid T_j = 2) = 1$  and  $\Pr(Z_j = 1 \mid T_j = 3) = \Pr(Z_j = 1 \mid T_j = 4) = 0.5$ . Given  $T_j = Z_j = 1$ ,  $Q_j$  is the uniform distribution over

$$\{[1 \succ 2 \succ 3 \succ 4], [1 \succ 2 \succ 4 \succ 3], [1 \succ 3 \succ 2 \succ 4], [1 \succ 3 \succ 4 \succ 2], [1 \succ 4 \succ 2 \succ 3], [1 \succ 4 \succ 3 \succ 2]\}$$

Given  $T_j = 4$  and  $Z_j = 2$ ,  $Q_j$  is the uniform distribution over

$$\{[4 \succ 2 \succ 1 \succ 3], [4 \succ 2 \succ 3 \succ 1], [4 \succ 3 \succ 2 \succ 1]\}$$

□



**Step 1: Identify profiles that satisfy  $\mathcal{E}_1$ .** Let  $\mathcal{T}_2 \subseteq [m]^n$  denote the set of vectors  $\vec{t} = (t_1, \dots, t_n)$  such that alternatives 1 and 2 have the maximum plurality score:

$$\mathcal{T}_2 = \{\vec{t} \in [m]^n : \forall 3 \leq i \leq m, |\{j : t_j = 1\}| = |\{j : t_j = 2\}| > |\{j : t_j = i\}|\}$$

$\mathcal{E}_1$  holds for  $\vec{Q}$  if and only if  $\vec{T}$  takes a value in  $\mathcal{T}_2$ , implying the following equality.

$$\Pr(\mathcal{E}_1) \times \mathbb{E}[D^+(P) \mid \mathcal{E}_1] = \sum_{\vec{t} \in \mathcal{T}_2} \Pr(\vec{T} = \vec{t}) \times \mathbb{E}_{\vec{Q}}[D^+(\vec{Q}) \mid \vec{T} = \vec{t}] \quad (7)$$

Conditioned on agents' top-ranked alternatives being  $\vec{t} \in \mathcal{T}_2$ , we have by Lemma 1 that  $D^+(\vec{Q})$  is non-zero if and only if  $\vec{Q}[2 \succ 1] > \vec{Q}[1 \succ 2]$  – thus  $EW(\vec{Q}) = \{2\}$  is unique. For any  $\vec{t} \in \mathcal{T}_2$ , let

- $\text{Id}_1(\vec{t}) \subseteq [n]$  denote the indices  $j$  such that  $t_j = 1$
- $\text{Id}_2(\vec{t}) \subseteq [n]$  denote the indices  $j$  such that  $t_j = 2$
- $\text{Id}_3(\vec{t}) \subseteq [n]$  denote the indices  $j$  such that  $t_j \notin \{1, 2\}$  – we call these *third-party* agents

$\mathcal{E}_1$  implies  $|\text{Id}_1(\vec{t})| = |\text{Id}_2(\vec{t})|$ , so in order to uphold  $\vec{Q}[2 \succ 1] > \vec{Q}[1 \succ 2]$  there must be more third-party agents that prefer  $(2 \succ 1)$  than those that prefer  $(1 \succ 2)$ . Specifically, for every  $\lceil \frac{|\text{Id}_3(\vec{t})|+1}{2} \rceil \leq k \leq |\text{Id}_3(\vec{t})|$ , we define  $\mathcal{Z}_{\vec{t},k} \subseteq \{1, 2\}^n$  as the vectors  $\vec{z}$  where the number of 2's among indices in  $\text{Id}_3(\vec{t})$  is exactly  $k$ :

$$\mathcal{Z}_{\vec{t},k} = \{\vec{z} \in \{1, 2\}^n : \forall j \in \text{Id}_1(\vec{t}) \cup \text{Id}_2(\vec{t}), z_j = t_j, \text{ and } |\{j \in \text{Id}_3(\vec{t}) : z_j = 2\}| = k\}$$

**Example 3.** Suppose  $m = 4$ ,  $n = 9$ , and  $\vec{t} = (1, 1, 2, 2, 3, 2, 4, 1, 3)$ . Then,  $\text{Id}_1(\vec{t}) = \{1, 2, 8\}$ ,  $\text{Id}_2(\vec{t}) = \{3, 4, 6\}$ ,  $\text{Id}_3(\vec{t}) = \{5, 7, 9\}$ . Moreover, for  $k = 2$ , we have

$$\mathcal{Z}_{\vec{t},2} = \left\{ \begin{array}{l} (1, 1, 2, 2, 1, 2, 2, 1, 2) \\ (1, 1, 2, 2, 2, 2, 1, 1, 2) \\ (1, 1, 2, 2, 2, 2, 2, 1, 1) \end{array} \right\}$$

where exactly two reports from agents 5, 7, or 9 are 2's:  $|\{z_j = 2 : j \in \{5, 7, 9\}\}| = 2$ .  $\square$

Continuing (7), we have

$$\begin{aligned} & \Pr(\mathcal{E}_1) \times \mathbb{E}[D^+(P) \mid \mathcal{E}_1] \\ &= \sum_{\vec{t} \in \mathcal{T}_2} \sum_{k=\lceil \frac{|\text{Id}_3(\vec{t})|+1}{2} \rceil}^{|\text{Id}_3(\vec{t})|} \sum_{\vec{z} \in \mathcal{Z}_{\vec{t},k}} \Pr(\vec{T} = \vec{t}, \vec{Z} = \vec{z}) \times \mathbb{E}_{\vec{Q}}[D^+(\vec{Q}) \mid \vec{T} = \vec{t}, \vec{Z} = \vec{z}] \\ &= \sum_{\vec{t} \in \mathcal{T}_2} \sum_{k=\lceil \frac{|\text{Id}_3(\vec{t})|+1}{2} \rceil}^{|\text{Id}_3(\vec{t})|} \sum_{\vec{z} \in \mathcal{Z}_{\vec{t},k}} \Pr(\vec{T} = \vec{t}, \vec{Z} = \vec{z}) \sum_{j=1}^n \mathbb{E}_{\vec{Q}_j}[\bar{u}(Q_j, 1) - \bar{u}(Q_j, 2) \mid \vec{T} = \vec{t}, \vec{Z} = \vec{z}] \\ &= \sum_{\vec{t} \in \mathcal{T}_2} \sum_{k=\lceil \frac{|\text{Id}_3(\vec{t})|+1}{2} \rceil}^{|\text{Id}_3(\vec{t})|} \sum_{\vec{z} \in \mathcal{Z}_{\vec{t},k}} \Pr(\vec{T} = \vec{t}, \vec{Z} = \vec{z}) \sum_{j=1}^n E_{t_j, z_j} \end{aligned} \quad (8)$$

where

$$E_{t_j, z_j} = \mathbb{E}_{\vec{Q}_j}[\bar{u}(Q_j, 1) - \bar{u}(Q_j, 2) \mid T_j = t_j, Z_j = z_j]$$

The last equation holds because of the Bayesian network structure: for any  $j \leq n$ , given  $T_j$  and  $Z_j$ ,  $Q_j$  is independent of other  $Q$ 's.

**Step 2: Computer expected welfare difference per agent.**  $E_{t_j, z_j}$  only depends on the values of  $t_j, z_j$  but not  $j$ :

- If  $t_j = z_j = 1$ , then  $E_{t_j, z_j} = u_1 - \frac{u_2 + \dots + u_m}{m-1}$ , the expected utility of alternative 2.
- If  $t_j = z_j = 2$ , then  $E_{t_j, z_j}$  is the expected utility of alternative 1, which is  $\frac{u_2 + \dots + u_m}{m-1}$ , minus  $u_1$ . Notice that  $E_{2,2} + E_{1,1} = 0$ .
- If  $t_j \notin \{1, 2\}$  and  $z_j = 1$ , then  $\eta = E_{t_j, 1}$  is the expected utility difference of alternatives 1 minus 2, conditioned on third-party agents and  $(1 \succ 2)$ . Note that  $\eta > 0$  since  $u_2 > u_m$ .
- If  $t_j \notin \{1, 2\}$  and  $z_j = 2$ , then  $E_{t_j, 2}$  is the expected utility difference of alternative 1 minus 2, conditioned on third-party agents and  $(2 \succ 1)$ . It follows that  $E_{t_j, 2} = -\eta$ .

As a result, equation (8) becomes

$$\sum_{\vec{t} \in \mathcal{T}_2} \sum_{k=\lceil \frac{|\text{Id}_3(\vec{t})|+1}{2} \rceil}^{|\text{Id}_3(\vec{t})|} \sum_{\vec{z} \in \mathcal{Z}_{\vec{t}, k}} \Pr(\vec{T} = \vec{t}, \vec{Z} = \vec{z}) \times (|\text{Id}_3(\vec{t})| - 2k)\eta \quad (9)$$

where we've inserted

$$\sum_{j=1}^n E_{t_j, z_j} = |\text{Id}_1(\vec{t})|E_{1,1} + |\text{Id}_2(\vec{t})|E_{2,2} - k\eta + (|\text{Id}_3(\vec{t})| - k)\eta$$

**Step 3: Simplify and solve.** Note that  $\text{Id}_3(\vec{T})$  is equivalent to the sum of  $n$  i.i.d. binary random variables, each of which is 1 with probability  $\frac{m-2}{m} \geq \frac{1}{3}$ . By Hoeffding's inequality, with exponentially small probability we have  $\text{Id}_3(\vec{T}) < \frac{1}{6}n$ . Therefore, we can focus on the  $\text{Id}_3(\vec{T}) \geq \frac{1}{6}n$  case in (9), which, by denoting  $\beta = |\text{Id}_3(\vec{t})|$  for ease of notation, becomes:

$$\begin{aligned} &\leq \exp^{-\Omega(n)} + \sum_{\vec{t} \in \mathcal{T}_2: \beta \geq \frac{1}{6}n} \sum_{k=\lceil \frac{\beta+1}{2} \rceil}^{\beta} \sum_{\vec{z} \in \mathcal{Z}_{\vec{t}, k}} \Pr(\vec{T} = \vec{t}, \vec{Z} = \vec{z}) \times (\beta - 2k)\eta \\ &= \exp^{-\Omega(n)} + \sum_{\vec{t} \in \mathcal{T}_2: \beta \geq \frac{1}{6}n} \sum_{k=\lceil \frac{\beta+1}{2} \rceil}^{\beta} (\beta - 2k)\eta \sum_{\vec{z} \in \mathcal{Z}_{\vec{t}, k}} \Pr(\vec{Z} = \vec{z} | \vec{T} = \vec{t}) \Pr(\vec{T} = \vec{t}) \\ &= \exp^{-\Omega(n)} + \sum_{\vec{t} \in \mathcal{T}_2: \beta \geq \frac{1}{6}n} \sum_{k=\lceil \frac{\beta+1}{2} \rceil}^{\beta} (\beta - 2k)\eta \left(\frac{1}{2}\right)^\beta \binom{\beta}{k} \Pr(\vec{T} = \vec{t}) \end{aligned} \quad (10)$$

$$\begin{aligned} &= \exp^{-\Omega(n)} + \sum_{\vec{t} \in \mathcal{T}_2: \beta \geq \frac{1}{6}n} \left(\frac{1}{2}\right)^\beta \eta \Pr(\vec{T} = \vec{t}) \sum_{k=\lceil \frac{\beta+1}{2} \rceil}^{\beta} \binom{\beta}{k} (\beta - 2k) \\ &= \exp^{-\Omega(n)} - \eta \sum_{\vec{t} \in \mathcal{T}_2: \beta \geq \frac{1}{6}n} \left(\frac{1}{2}\right)^\beta \binom{\beta+1}{\lceil \frac{\beta+1}{2} \rceil} \binom{\beta}{\lceil \frac{\beta+1}{2} \rceil} \Pr(\vec{T} = \vec{t}) \end{aligned} \quad (11)$$

where Equation (10) follows from  $\Pr(Z_j = 1 | T_j \notin \{1, 2\}) = 0.5$  and Equation (11) follows from the following claim (Claim 1), plugging in  $n \leftarrow \beta$  and  $p \leftarrow \lceil \frac{\beta+1}{2} \rceil$ .

**Claim 1.** For any  $n \in \mathbb{N}$  and any  $p \in [0, n]$ , we have

$$\sum_{k=p}^n \binom{n}{k} (n - 2k) = -p \binom{n}{p}$$

The proof of Claim 1 can be found in Appendix A.3. We now apply Stirling's approximation to simplify Equation (11) as follows. See Appendix A.4, plugging in  $u \leftarrow \beta$  which we recall is  $\Theta(n)$ .

$$\begin{aligned}
& e^{-\Omega(n)} - \eta \sum_{\vec{t} \in \mathcal{T}_2: \beta \geq \frac{1}{6}n} \Pr(\vec{T} = \vec{t}) \times \Theta(\sqrt{n}) \\
&= e^{-\Omega(n)} - \eta \Pr\left(\vec{T} \in \mathcal{T}_2, \text{Id}_3(\vec{T}) \geq \frac{1}{6}n\right) \times \Theta(\sqrt{n}) \\
&= e^{-\Omega(n)} - \eta \left( \Pr(\vec{T} \in \mathcal{T}_2) - \Pr\left(\vec{T} \in \mathcal{T}_2, \text{Id}_3(\vec{T}) < \frac{1}{6}n\right) \right) \times \Theta(\sqrt{n}) \\
&\leq e^{-\Omega(n)} - \eta \left( \Pr(\vec{T} \in \mathcal{T}_2) - \Pr\left(\text{Id}_3(\vec{T}) < \frac{1}{6}n\right) \right) \times \Theta(\sqrt{n}) \\
&\leq e^{-\Omega(n)} - \eta \left( \Theta(n^{-1/2}) - e^{-\Omega(n)} \right) \times \Theta(\sqrt{n}) \\
&= -\Omega(1)
\end{aligned}$$

where  $\Pr(\vec{T} \in \mathcal{T}_2)$  is equivalent to the probability of two-way ties under plurality w.r.t. IC, which is known to be  $\Theta(n^{-1/2})$  [Gillett, 1977]. This proves Lemma 2.  $\square$

### A.3 Proof of Claim 1

**Claim 1.** For any  $n \in \mathbb{N}$  and any  $p \in [0, n]$ , we have

$$\sum_{k=p}^n \binom{n}{k} (n-2k) = -p \binom{n}{p}$$

*Proof.*

$$\begin{aligned}
\sum_{k=p}^n \binom{n}{k} (n-2k) &= \sum_{k=0}^n \binom{n}{k} (n-2k) - \sum_{k=0}^{p-1} \binom{n}{k} (n-2k) \\
&= n2^n - 2(n2^{n-1}) - \sum_{k=0}^{p-1} \binom{n}{k} (n-2k) \\
&= -\sum_{k=0}^{p-1} \binom{n}{k} (n-2k)
\end{aligned}$$

The proof shall be continued by induction. We want to show that for all  $p \in [0, n]$ ,

$$\sum_{k=0}^{p-1} \binom{n}{k} (n-2k) = p \binom{n}{p} \quad (12)$$

**(Base step)** Substituting  $p = 1$  into Equation (12) yields

$$\binom{n}{0} (n-0) = n = 1 \binom{n}{1}$$

**(Inductive step)** Suppose Equation (12) holds for all  $p \in [0, n']$  for some  $n' < n$ . We want to show this holds for  $p+1$ , or equivalently that:

$$\sum_{k=0}^p \binom{n}{k} (n-2k) = p \binom{n}{p} + \binom{n}{p} (n-2p) = (p+1) \binom{n}{p+1}$$

where we've used the induction hypothesis in the first term's substitution. The middle term thus becomes

$$(n-p) \binom{n}{p} = \frac{n!(n-p)}{p!(n-p)!} = \frac{n!(p+1)}{(p+1)!(n-p-1)!} = (p+1) \binom{n}{p+1}$$

as desired.  $\square$

#### A.4 Application of Stirling's Approximation for Lemma 2

Let  $u \in \mathbb{N}$  and set  $v = \lfloor \frac{u}{2} \rfloor$ . We can immediately see that  $\lceil \frac{u+1}{2} \rceil = v+1$ , and from Equation (11) in Lemma 2, we want to simplify the term  $(v+1) \binom{u}{v+1}$ . Stirling's approximation states that for every  $n \in \mathbb{N}$ ,

$$n! \sim \sqrt{2\pi n} \left(\frac{n}{e}\right)^n$$

If  $u$  is odd, then  $u = 2v + 1$  and we have

$$\begin{aligned} \binom{u}{v+1} (v+1) &= \frac{u!}{v!2} \sim \frac{(\sqrt{2\pi u} u^u e^{-u})}{(\sqrt{2\pi v} v^{(v+0.5)} e^{-v})^2} = \frac{\sqrt{u}}{\sqrt{2\pi}} \frac{(u^u e^{-u})}{(v^{(2v+1)} e^{-2v})} \\ &= \frac{\sqrt{u}}{e\sqrt{2\pi}} \left(\frac{u}{v}\right)^u = \frac{\sqrt{u}}{e\sqrt{2\pi}} \left(2 + \frac{1}{v}\right)^u \end{aligned}$$

If  $u$  is even, then  $u = 2v$  and we have

$$\binom{u}{v+1} (v+1) = \frac{u!v}{v!2} \sim \frac{(\sqrt{2\pi u} u^u e^{-u}) v}{(\sqrt{2\pi v} v^{(v+0.5)} e^{-v})^2} = \frac{\sqrt{u}}{\sqrt{2\pi}} \frac{(u^u e^{-u}) v}{(v^{(2v+1)} e^{-2v})} = \frac{\sqrt{u} 2^u}{e\sqrt{2\pi}}$$

In both cases the objective scales as  $\Theta(\sqrt{u} 2^u)$ .

#### A.5 Proof of Lemma 3

**Lemma 3** ( $\alpha = 3$ ). *Given  $m \geq 3$  and a utility vector  $\vec{u}$ , for any  $W \subseteq \mathcal{A}$  with  $|W| = 3$  and any  $n \in \mathbb{N}$ , we have  $\overline{PoA}(W) = o(1)$ .*

*Proof.* The proof uses a similar and simpler technique than that of Lemma 2. Without loss of generality, suppose  $W = \{1, 2, 3\}$  and consider the case where the plurality scores for 1, 2, and 3 are equal, denoted  $\mathcal{E}$ . The proofs for cases with alternatives 2 or 3 being truthful winners are similar. We first prove that conditioned on the vector  $\vec{t}$  of all agents' top preferences that satisfy  $\mathcal{E}$ , the maximum score difference between any pair of alternatives in  $\{1, 2, 3\}$  is  $o(n)$  with high probability that is close to 1. Secondly, we prove that  $\text{PW}(P) = W$  with probability  $\mathcal{O}(n^{-1})$ .

More precisely, for every  $j \leq n$ , we represent agent  $j$ 's ranking distribution (i.i.d. uniform over  $\mathcal{L}(\mathcal{A})$ ) by a Bayesian network of two random variables:  $T_j$  represents agent  $j$ 's top-ranked alternative, and  $Q_j$  represents  $j$ 's ranking conditioned on  $T_j$ . Formally, we have the following definition.

**Definition 4.** *For any  $j \leq n$ , we define a Bayesian network with two random variables  $T_j \in \mathcal{A}$  and  $Q_j \in \mathcal{L}(\mathcal{A})$ , where  $T_j$  has no parent and is the parent of  $Q_j$  (see Figure 3b). Let  $\vec{T} = (T_1, \dots, T_n)$  and  $\vec{Q} = (Q_1, \dots, Q_n)$ . The (conditional) distributions are:*

- $T_j$  follows a uniform distribution over  $\mathcal{A}$
- $Q_j$  follows the uniform distribution over linear orders whose top alternative is  $T_j$

It is not hard to verify that (unconditional)  $Q_j$  follows the uniform distribution over  $\mathcal{L}(\mathcal{A})$ . Therefore,  $\vec{Q}$  follows the same distribution as  $P$ , which is  $\text{IC}^n$ .

**Example 4.** *Let  $m = 4$  and  $W = \{1, 2, 3\}$ . For every  $j \leq n$ ,  $T_j$  is the uniform distribution over [4]. Given  $T_j = 1$ ,  $Q_j$  is the uniform distribution over*

$$\begin{aligned} &\{[1 \succ 2 \succ 3 \succ 4], [1 \succ 2 \succ 4 \succ 3], [1 \succ 3 \succ 2 \succ 4], \\ &[1 \succ 3 \succ 4 \succ 2], [1 \succ 4 \succ 2 \succ 3], [1 \succ 4 \succ 3 \succ 2]\} \end{aligned}$$

*Given  $T_j = 4$ ,  $Q_j$  is the uniform distribution over*

$$\begin{aligned} &\{[4 \succ 1 \succ 2 \succ 3], [4 \succ 1 \succ 3 \succ 2], [4 \succ 3 \succ 1 \succ 2], \\ &[4 \succ 2 \succ 1 \succ 3], [4 \succ 2 \succ 3 \succ 1], [4 \succ 3 \succ 2 \succ 1]\} \end{aligned}$$

□

**Step 1: Identify  $\mathcal{E}$ .** Let  $\mathcal{T}_3 \subseteq [m]^n$  denote the set of vectors  $\vec{t} = (t_1, \dots, t_n)$  such that alternatives 1, 2, and 3 have the maximum plurality score. Formally,

$$\mathcal{T}_3 = \{\vec{t} \in [m]^n : \forall 4 \leq i \leq m, |\{j : t_j = 1\}| = |\{j : t_j = 2\}| = |\{j : t_j = 3\}| > |\{j : t_j = i\}|\}$$

$\mathcal{E}$  holds for  $\vec{Q}$  if and only if  $\vec{T}$  takes a value in  $\mathcal{T}_3$ , implying the following equality.

$$\begin{aligned} \overline{\text{PoA}}(\{1, 2, 3\}) &= \Pr(\text{PW}(\vec{Q}) = \{1, 2, 3\}) \times \mathbb{E}[\text{D}^+(\vec{Q}) \mid \text{PW}(\vec{Q}) = \{1, 2, 3\}] \\ &= \sum_{\vec{t} \in \mathcal{T}_3} \Pr(\vec{T} = \vec{t}) \times \mathbb{E}[\text{D}^+(\vec{Q}) \mid \vec{T} = \vec{t}] \end{aligned} \quad (13)$$

**Step 2: Upper-bound the conditional adversarial loss.** We next employ the law of total expectation on Equation (13) by further conditioning on  $\mathbb{1}\{D^+(\vec{Q}) > n^{0.6}\}$ . This event represents whether the adversarial loss scales positively and at least sub-linearly in  $n$ . We will show this holds with high probability and establish the following conditional expectation to be  $o(n)$ , term-by-term:

$$\begin{aligned} \mathbb{E}[\text{D}^+(\vec{Q}) \mid \vec{T} = \vec{t}] &= \mathbb{E}[\text{D}^+(\vec{Q}) \mid \vec{T} = \vec{t}, \text{D}^+(\vec{Q}) > n^{0.6}] \times \Pr(\text{D}^+(\vec{Q}) > n^{0.6} \mid \vec{T} = \vec{t}) \\ &\quad + \mathbb{E}[\text{D}^+(\vec{Q}) \mid \vec{T} = \vec{t}, \text{D}^+(\vec{Q}) \leq n^{0.6}] \times \Pr(\text{D}^+(\vec{Q}) \leq n^{0.6} \mid \vec{T} = \vec{t}) \end{aligned}$$

Trivially, we note that

$$\mathbb{E}[\text{D}^+(\vec{Q}) \mid \vec{T} = \vec{t}, \text{D}^+(\vec{Q}) \leq n^{0.6}] \leq n^{0.6} \quad (14)$$

Second, for any  $t \in [m]$  and  $i_1, i_2 \in \{1, 2, 3\}$  with  $i_1 \neq i_2$ , we denote by  $D_{i_1, i_2}^t$  the random variable representing the utility difference between alternatives  $i_1$  and  $i_2$  in  $Q_j$ , conditioned on  $T_j = t$ :

$$D_{i_1, i_2}^t = \vec{u}(Q_j, i_1) - \vec{u}(Q_j, i_2)$$

Notice that  $D_{i_1, i_2}^t$  does not depend on  $j$ . For any  $\vec{t} \in [m]^n$  and  $j \leq n$ ,  $D_{i_1, i_2}^{t_j} \in [u_m - u_1, u_1 - u_m]$ , which implies  $\text{D}^+(\vec{Q}) \leq (u_1 - u_m)n$ , and henceforth

$$\mathbb{E}[\text{D}^+(\vec{Q}) \mid \vec{T} = \vec{t}, \text{D}^+(\vec{Q}) > n^{0.6}] \leq (u_1 - u_m)n \quad (15)$$

Thirdly, we observe that  $\mathbb{E}[D_{i_1, i_2}^{t_j}] > 0$  if  $t_j = i_1$ ,  $\mathbb{E}[D_{i_1, i_2}^{t_j}] = -\mathbb{E}[D_{i_1, i_2}^{i_1}] < 0$  if  $t_j = i_2$ , and  $\mathbb{E}[D_{i_1, i_2}^{t_j}] = 0$  otherwise. Let  $D_{i_1, i_2}^{\vec{t}} = \sum_{j=1}^n D_{i_1, i_2}^{t_j}$ . It follows that for any  $\vec{t} \in \mathcal{T}_3$  we have  $\mathbb{E}[D_{i_1, i_2}^{\vec{t}}] = 0$ , since  $\mathcal{E}$  implies  $|\{j : t_j = i_1\}| = |\{j : t_j = i_2\}|$ . Recalling that  $D_{i_1, i_2}^{t_j}$  is bounded, it follows from Hoeffding's inequality that

$$\Pr(|D_{i_1, i_2}^{\vec{t}}| > n^{0.6}) = \exp(-\Theta(n^{0.2}))$$

Recall that as a result of only having Type 1 BR steps, the equilibrium winner must be among the initial potential winners of any truthful profile [Reyhani and Wilson, 2012]. Therefore, for any  $\vec{t} \in \mathcal{T}_3$ , following the law of total probability, we have

$$\Pr(\text{D}^+(\vec{Q}) > n^{0.6} \mid \vec{T} = \vec{t}) \leq 6 \exp(-\Theta(n^{0.2})) \quad (16)$$

Combining Equations (14), (15), and (16) with Equation (13) yields our claim:

$$\begin{aligned} \overline{\text{PoA}}(\{1, 2, 3\}) &= \sum_{\vec{t} \in \mathcal{T}_3} \Pr(\vec{T} = \vec{t}) \times \mathbb{E}[\text{D}^+(\vec{Q}) \mid \vec{T} = \vec{t}] \\ &\leq \sum_{\vec{t} \in \mathcal{T}_3} \Pr(\vec{T} = \vec{t}) [6n(u_1 - u_m) \exp(-\Theta(n^{0.2})) + n^{0.6}(1 - 6 \exp(-\Theta(n^{0.2})))] \\ &= \Pr(\vec{T} \in \mathcal{T}_3) o(n) \end{aligned}$$

**Step 3. Determine the probability of three-way ties.** Notice that  $\Pr(\vec{T} \in \mathcal{T}_3)$  is equivalent to the probability of three-way ties under plurality w.r.t. IC, which is known to be  $\Theta(n^{-1})$  [Gillett, 1977]. Alternatively, it can be proved by representing  $\Pr(\vec{T} \in \mathcal{T}_3)$  as a polyhedra in  $\mathbb{R}^{m!}$ , which can be equivalently described by a system of linear inequalities, and then applying [Xia, 2021, Theorem 1], as in the proof of [Xia, 2021, Theorem 3]. This method can be easily extended to other cases where  $\{1, 2, 3\}$  are potential winners and not exactly tied, which is not covered by previous studies on the likelihood of ties [Gillett, 1977, Xia, 2021].

For completeness, we recall from [Xia, 2021] the system of linear inequalities used to represent the winners being  $W$  under any integer positional scoring rule  $r_{\vec{s}}$ .

**Definition 5 (Score difference vector).** For any scoring vector  $\vec{s}$  and pair  $a, b \in \mathcal{A}$ , let  $\text{Score}_{a,b}^{\vec{s}}$  denote the  $m!$ -dimensional vector indexed by rankings in  $\mathcal{L}(\mathcal{A})$ :  $\forall R \in \mathcal{L}(\mathcal{A})$ , the  $R$ -element of  $\text{Score}_{a,b}^{\vec{s}}$  is  $\vec{s}(R, a) - \vec{s}(R, b)$ .

Let  $\vec{x}_{\mathcal{A}} = (x_R : R \in \mathcal{L}(\mathcal{A}))$  denote the vector of  $m!$  variables, each of which represents the multiplicity of a linear order in a profile. Therefore,  $\text{Score}_{a,b}^{\vec{s}} \cdot \vec{x}_{\mathcal{A}}$  represents the score difference between  $a$  and  $b$  in the profile whose histogram is  $\vec{x}_{\mathcal{A}}$ . For any  $W \subseteq \mathcal{A}$ , we define the polyhedron  $\mathcal{H}^{\vec{s}, W}$  as follows.

**Definition 6.** For any integer scoring vector  $\vec{s}$  and any  $W \subseteq \mathcal{A}$ , we let  $\mathbf{E}^{\vec{s}, W}$  denote the matrix whose row vectors are  $\{\text{Score}_{a,b}^{\vec{s}} : a \in W, b \in W, a \neq b\}$ . Let  $\mathbf{S}^{\vec{s}, W}$  denote the matrix whose row vectors are  $\{\text{Score}_{a,b}^{\vec{s}} : a \notin W, b \in W\}$ . Let  $\mathbf{A}^{\vec{s}, W} = \begin{bmatrix} \mathbf{E}^{\vec{s}, W} \\ \mathbf{S}^{\vec{s}, W} \end{bmatrix}$ ,  $\vec{b} = (\vec{0}, -\vec{1})$ , and let  $\mathcal{H}^{\vec{s}, W}$  denote the corresponding polyhedron.

For example, for  $W = \{1, 2, 3\}$ ,  $\mathcal{H}^{\vec{s}^{plu}, W}$  is represented by the following inequalities.

$$\begin{aligned} \forall \{i_1, i_2\} \subseteq [3] \text{ s.t. } i_1 \neq i_2, \sum_{R:\text{top}(R)=i_1} x_R - \sum_{R:\text{top}(R)=i_2} x_R &\leq 0 \\ \forall i_1 \in [3], i_2 \in [4, m], \sum_{R:\text{top}(R)=i_2} x_R - \sum_{R:\text{top}(R)=i_1} x_R &\leq -1 \end{aligned}$$

Other cases of  $\text{PW}(P) = \{1, 2, 3\}$  can be characterized by modifying  $\vec{b}$  accordingly. For example,  $s_P(1) + 1 = s_P(2) = s_P(3)$  is represented by the following inequalities.

$$\begin{aligned} \sum_{R:\text{top}(R)=1} x_R - \sum_{R:\text{top}(R)=2} x_R &\leq -1 \\ \sum_{R:\text{top}(R)=2} x_R - \sum_{R:\text{top}(R)=1} x_R &\leq 1 \\ \sum_{R:\text{top}(R)=2} x_R - \sum_{R:\text{top}(R)=3} x_R &\leq 0 \\ \sum_{R:\text{top}(R)=3} x_R - \sum_{R:\text{top}(R)=2} x_R &\leq 0 \\ \forall i \in [4, m], \sum_{R:\text{top}(R)=i} x_R - \sum_{R:\text{top}(R)=2} x_R &\leq -1 \end{aligned}$$

□

## B Experiments

Figures 4 and 5 were generated by fixing  $m = 4$  alternatives with the Borda utility vector  $\vec{u}_{Borda} = (3, 2, 1, 0)$ , and varying the number of agents. For each  $n \in \{100, 200, \dots, 1000\}$ , we sampled 10 million profiles uniformly at random and determined, for each  $P \sim IC^m$ , its equilibrium winning set  $\text{EW}(P)$ . We then computed each profile's adversarial loss  $D^+(P)$  and averaged their values across all profiles with the same  $n$ . Experiments were run on an Intel Core i7-7700 CPU running Windows with 16.0 GB of RAM.

Figure 4 demonstrates the sample average adversarial loss using these parameters. Figure 5 partitions the loss based on  $\alpha$ -way ties,  $\alpha \in \{2, 3, 4\}$ . We note the average adversarial loss decreases as



$n$  increases and takes the trend of the two-way tie case complexity. Since a significant proportion of profiles have no BR dynamics, the overall trend keeps close to zero. Therefore these results support our main theorem in this paper, that the welfare of the worst-case strategic equilibrium winner is greater than that of the truthful winner when agents' preferences are distributed according to IC.

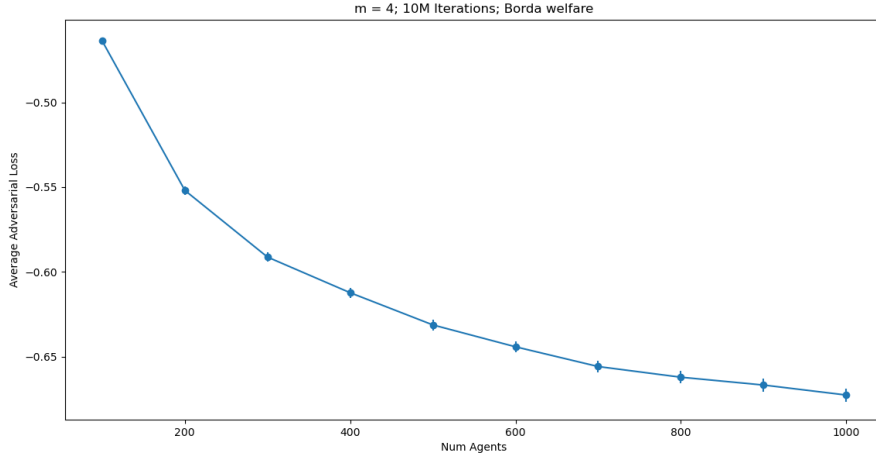


Figure 4: Average adversarial loss with  $m = 4$ ,  $\vec{u}_{Borda}$ , and 10M samples. Error bars represent 95% confidence intervals, too small to see.

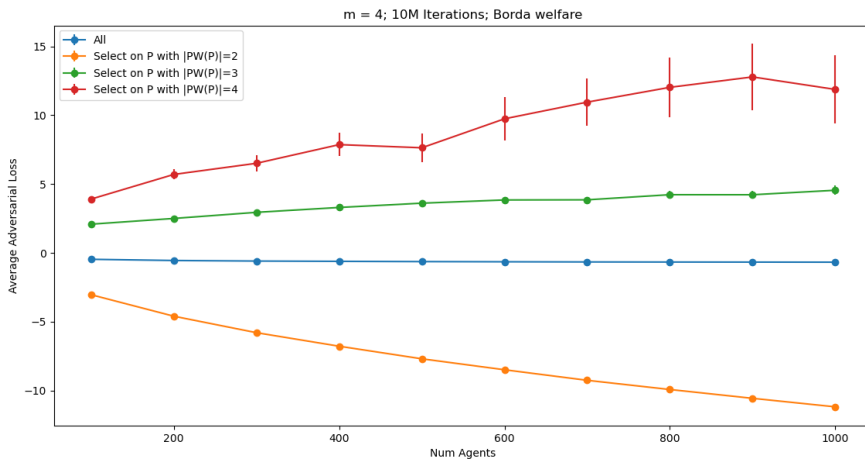


Figure 5: Average adversarial loss partitioned by  $\alpha$ -way ties,  $\alpha \in \{2, 3, 4\}$ . Error bars represent 95% confidence intervals.