

Next to leading order analysis of DVCS and TCS

J. Wagner^{1,a}, H. Moutarde², B. Pire³, F. Sabatié², and L. Szymanowski¹

¹National Center for Nuclear Research (NCBJ), Warsaw, Poland

²Irfu-SPhN, CEA, Saclay, France

³CPHT, École Polytechnique, CNRS, 91128 Palaiseau, France

Abstract. The study of $O(\alpha_s)$ QCD contributions to the timelike and spacelike virtual Compton scattering amplitudes in the generalized Bjorken scaling regime demonstrates that gluonic contributions are by no means negligible even in the medium energy range which will be studied intensely at JLab12 and in the COMPASS-II experiment at CERN.

1 Introduction

A necessary step to extract information on gluon GPDs is to study [1] $O(\alpha_s)$ QCD contributions to spacelike Deeply Virtual Compton Scattering (DVCS) :

$$\gamma^*(q_{in})N(P) \rightarrow \gamma(q_{out})N'(P' = P + \Delta), \quad q_{in}^2 = -Q^2, \quad q_{out}^2 = 0, \quad t = \Delta^2, \quad \xi = \frac{Q^2}{(P + P') \cdot (q_{in} + q_{out})}, \quad (1)$$

and to its crossed reaction, timelike Compton scattering (TCS) :

$$\gamma(q_{in})N(P) \rightarrow \gamma^*(q_{out})N'(P' = P + \Delta), \quad q_{in}^2 = 0, \quad q_{out}^2 = Q^2, \quad t = \Delta^2, \quad \eta = \frac{Q^2}{(P + P') \cdot (q_{in} + q_{out})}, \quad (2)$$

which are the simplest reactions to study generalized parton distributions (GPDs). After factorization, the DVCS (and similarly TCS) amplitudes are written in terms of Compton form factors (CFF) \mathcal{H} , \mathcal{E} and $\tilde{\mathcal{H}}$, $\tilde{\mathcal{E}}$, as :

$$\mathcal{A}^{\mu\nu}(\xi, t) = \frac{-e^2}{(P + P')^+} \bar{u}(P') \left[g_T^{\mu\nu} \left(\mathcal{H}(\xi, t) \gamma^+ + \mathcal{E}(\xi, t) \frac{i\sigma^{+\rho} \Delta_\rho}{2M} \right) + i\epsilon_T^{\mu\nu} \left(\tilde{\mathcal{H}}(\xi, t) \gamma^+ \gamma_5 + \tilde{\mathcal{E}}(\xi, t) \frac{\Delta^+ \gamma_5}{2M} \right) \right] u(P), \quad (3)$$

with the CFFs defined, for instance in the case of $\mathcal{H}(\xi, t)$, as :

$$\mathcal{H}(\xi, t) = + \int_{-1}^1 dx \left(\sum_q T^q(x, \xi) H^q(x, \xi, t) + T^g(x, \xi) H^g(x, \xi, t) \right). \quad (4)$$

^ae-mail: jwagner@fuw.edu.pl

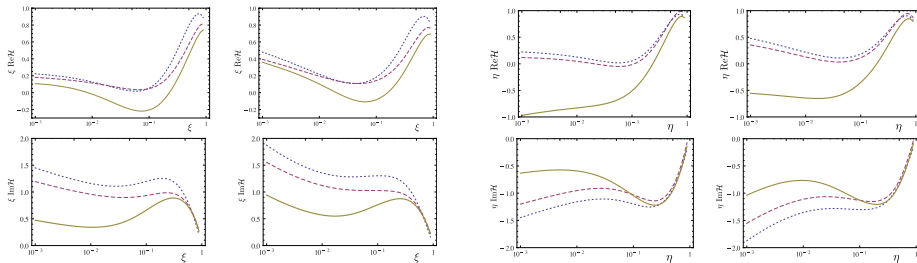


Figure 1. The real and imaginary parts of the *spacelike* $\mathcal{H}(\xi)$ (left) and *timelike* $\mathcal{H}(\eta)$ (right) Compton Form Factor multiplied by ξ , as a function of ξ (or η) in the double distribution model based on GK (column 1 and 3) and MSTW08 (column 2 and 4) parametrizations, for $\mu_F^2 = Q^2 = 4 \text{ GeV}^2$ and $t = -0.1 \text{ GeV}^2$. In all plots, the LO result is shown as the dotted line, the full NLO result by the solid line and the NLO result without the gluonic contribution as the dashed line.

2 Gluonic effects to Compton form factors and to DVCS / TCS observables

To estimate Compton Form Factors (CFF), we use the NLO calculations of the coefficient functions which have been calculated in the DVCS case in the early days of GPD studies and more recently for the TCS case [2], the two results being simply related thanks to the analyticity (in Q^2) properties of the amplitude [3]:

$${}^{TCS}T(x, \eta) = \pm \left({}^{DVCS}T(x, \xi = \eta) + i\pi C_{coll}(x, \xi = \eta) \right)^* , \quad (5)$$

where $+$ ($-$) sign corresponds to vector (axial) case. Using two GPD models based on Double Distributions (DDs), as discussed in detail in Ref. [1]: the Goloskokov-Kroll (GK) model [4] and a model based on the MSTW08 PDF parametrization [5], we get the results shown in Fig. 1 for the real and imaginary parts of the spacelike and timelike dominant CFF $\mathcal{H}(\xi, t)$ and $\mathcal{H}(\eta, t)$. Comparing dashed and solid lines in the upper panels, one sees that gluonic contributions are so important that they even change the sign of the real part of the CFF, and are dominant for almost all values of the skewness parameter. A milder conclusion arises from a similar comparison of the lower panels; the gluonic contribution to the imaginary part of the CFF remains sizeable for values of the skewness parameter up to 0.3.

Let us now show the effects of the gluonic contributions to some of the DVCS and TCS observables at moderate energies. Fig. 2 shows the difference and asymmetry for the lepton helicity dependent observables measured at JLab. The difference between the dotted and solid lines demonstrates that NLO contributions are important, whereas the difference between the dashed and solid lines shows that gluon contributions should not be forgotten even at low energy when a precise data set is analyzed. Fig. 3, which shows mixed charge spin observables in COMPASS kinematics, magnifies the importance of gluonic contributions.

With respect to TCS, since the integrated cross section is dominated by the Bethe-Heitler process at low and medium energies, one needs to analyze differential observables to get information on the TCS amplitude. We show on Fig. 4a the azimuthal dependence for JLab kinematics; the difference between the dotted and solid lines demonstrates the importance of NLO effects on the TCS amplitude.

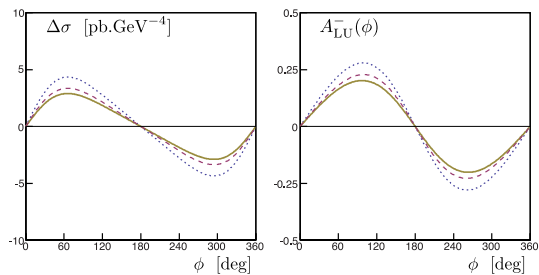


Figure 2. The difference of DVCS cross sections for opposite lepton helicities in pb/GeV^4 (left) and the corresponding asymmetry (right), as a function of ϕ for $E_e = 11 \text{ GeV}$, $\mu_F^2 = Q^2 = 4 \text{ GeV}^2$ and $t = -0.2 \text{ GeV}^2$. The GPD $H(x, \xi, t)$ is parametrized by the GK model. The contributions from other GPDs are not included.

On Fig. 4b we plot the ratio R , defined by

$$R(\eta) = \frac{2 \int_0^{2\pi} d\varphi \cos \varphi \frac{dS}{dQ^2 dt d\varphi}}{\int_0^{2\pi} d\varphi \frac{dS}{dQ^2 dt d\varphi}}, \quad (6)$$

where S is a weighted cross section given by Eq. (43) of Ref. [6]. It is plotted as a function of the skewness η for $Q^2 = \mu^2 = 4 \text{ GeV}^2$, and $t = -0.2 \text{ GeV}^2$. In the leading twist the numerator is linear in the real part of the CFFs, and the denominator, for the kinematics we consider, is dominated by the Bethe - Heitler contribution. The inclusion of NLO corrections to the TCS amplitude is indeed dramatic for such an observable and induces also a change of sign. As shown on Fig. 4b those corrections are dominated by the gluon contribution.

In conclusion, let us stress that our results point to the importance of understanding higher order effects, and maybe of resumming series of large contributions [7]. On the basis of the related study [8] on scale fixing procedure in exclusive meson electroproduction, we do not expect that these gluonic contributions can be significantly reduced by a judicious choice of the factorization scale, simultaneously in the timelike and spacelike cases, and for both the real and imaginary parts of the Compton

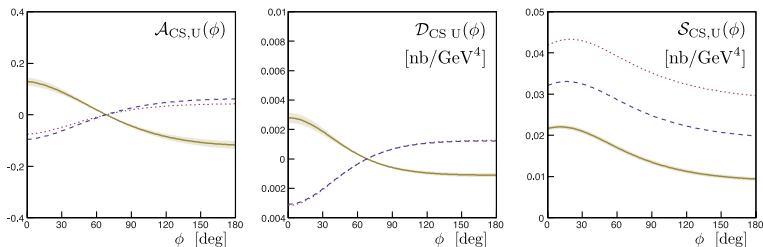


Figure 3. The DVCS observables for the COMPASS experiment, from left to right, mixed charge-spin asymmetry, mixed charge-spin difference and mixed charge-spin sum (in nb/GeV^4). The kinematical point is chosen as $\xi = 0.05$, $Q^2 = 4 \text{ GeV}^2$, $t = -0.2 \text{ GeV}^2$. The GPD $H(x, \xi, t)$ is parametrized in the double distribution model based on the MSTW08 parametrization. The contributions from other GPDs are not included.

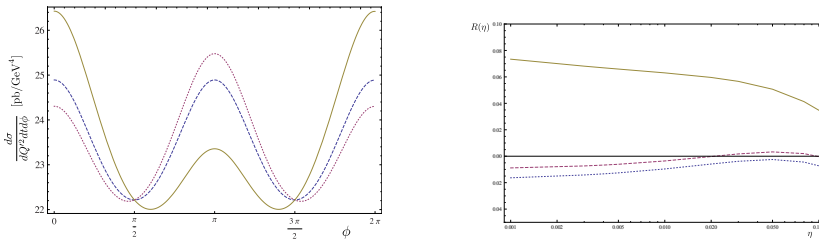


Figure 4. (Left) The ϕ dependence of the cross-section at $E_\gamma = 10$ GeV, $Q^2 = \mu^2 = 4$ GeV², and $t = -0.1$ GeV² integrated over $\theta \in (\pi/4, 3\pi/4)$: pure Bethe-Heitler contribution (dashed), Bethe-Heitler plus interference contribution at LO (dotted) and NLO (solid). (Right) The ratio R defined by Eq. (6) as a function of η .

form factors. This indicates that current attempts [9–13] to extract physics from DVCS data are but a first step in a long range program which will include data analysis from low to very high energy [14].

Acknowledgements

This work is partly supported by the Polish Grants NCN No DEC-2011/01/D/ST2/02069, by the Joint Research Activity "Study of Strongly Interacting Matter" (acronym HadronPhysics3, Grant Agreement n.283286) under the Seventh Framework Programme of the European Community, by the GDR 3034 PH-QCD, the ANR-12-MONU-0008-01 and the COPIN-IN2P3 Agreement.

References

- [1] H. Moutarde, B. Pire, F. Sabatie, L. Szymanowski and J. Wagner, *Phys. Rev. D* **87** (2013) 054029.
- [2] B. Pire, L. Szymanowski and J. Wagner, *Phys. Rev. D* **83** (2011) 034009; *Few Body Syst.* **53** (2012) 125.
- [3] D. Mueller, B. Pire, L. Szymanowski and J. Wagner, *Phys. Rev. D* **86** (2012) 031502.
- [4] S. V. Goloskokov and P. Kroll, *Eur. Phys. J. C* **53**, 367 (2008).
- [5] A. D. Martin, W. J. Stirling, R. S. Thorne and G. Watt, *Eur. Phys. J. C* **63**, 189 (2009).
- [6] E. R. Berger, M. Diehl and B. Pire, *Eur. Phys. J. C* **23** (2002) 675.
- [7] T. Altinoluk, B. Pire, L. Szymanowski and S. Wallon, *JHEP* **1210** (2012) 049.
- [8] I. V. Anikin *et al.*, *Eur. Phys. J. C* **42**, 163 (2005).
- [9] M. Guidal and H. Moutarde, *Eur. Phys. J. A* **42** (2009) 71.
- [10] P. Kroll, H. Moutarde and F. Sabatie, *Eur. Phys. J. C* **73** (2013) 2278.
- [11] M. Guidal, H. Moutarde and M. Vanderhaeghen, *Rept. Prog. Phys.* **76** (2013) 066202.
- [12] K. Kumericki and D. Mueller, *Nucl. Phys. B* **841**, 1 (2010).
- [13] K. Kumericki, D. Mueller and M. Murray, arXiv:1301.1230 [hep-ph].
- [14] B. Pire, L. Szymanowski and J. Wagner, *Phys. Rev. D* **79** (2009) 014010; D. Boer *et al.*, arXiv:1108.1713 [nucl-th]; J. L. Abelleira Fernandez *et al.*, *J. Phys. G* **39** (2012) 075001.