

# *WISE* Detection of the Circumstellar Disk Associated with 2MASS J0820-8003 in the $\eta$ Cha Cluster

M. Simon<sup>1</sup>, Joshua E. Schlieder<sup>2</sup>, Ana-Maria Constantin<sup>3</sup>, and Michele Silverstein<sup>4</sup>

Received \_\_\_\_\_; accepted \_\_\_\_\_

---

<sup>1</sup>Department of Physics and Astronomy, Stony Brook University, Stony Brook, NY 11794-3800, USA [michal.simon@stonybrook.edu](mailto:michal.simon@stonybrook.edu)

<sup>2</sup>Max Planck Institute für Astronomie, Königstuhl, 69117 Heidelberg, Germany

<sup>3</sup>International Computer High School of Bucharest, Bucharest 030328, Romania

<sup>4</sup>Cornell University, Ithaca, NY 14850, USA

## ABSTRACT

The Nearby Young Moving Groups (NYMGs) of stars are ideal for the study of evolution circumstellar disks in which planets may form because their ages range from a few Myr to  $\sim 100$  Myr, about the same as the interval over which planets are thought to form. Their stars are distributed over large regions of the sky. Hence, the *Wide Field Infrared Survey Explorer (WISE)* which scanned the entire sky in four bands from 3.4 to 22.1  $\mu\text{m}$  provides a database well-suited for the study of members of the NYMGs, particularly those identified after the eras of the *IRAS* and *Spitzer* observatories. Here we report our study of the stars in the  $\epsilon$  and  $\eta$  Cha, TW Hya,  $\beta$  Pic, Tuc-Hor, and AB Dor NYMGs. The *WISE Preliminary Release Source Catalog*, which covers 57% of the sky, contains data for 64% of the stars in our search lists. *WISE* detected the 11.6 and 22.1  $\mu\text{m}$  emission of all the previously known disks except for the coldest one, AU Mic. *WISE* detected no disks in the Tuc-Hor and AB Dor groups, the two oldest in our sample; the frequency of disks detected by *WISE* decreases rapidly with age of the group. *WISE* detected a circumstellar disk associated with 2M J0820-8003, a pre-main sequence star with episodic accretion in the  $\sim 6$ Myr old  $\eta$  Cha cluster. The inner radius of the disk extends close to the star,  $\sim 0.02$  AU and its luminosity is about a tenth that of the star. The episodic accretion is probably powered by the circumstellar disk discussed here.

*Subject headings:* stars: Pre-Main Sequence— stars: Open Clusters and Associations: individual ( $\eta$  Chamaeleontis)—planetary systems:protoplanetary disks—infrared:stars

## 1. Introduction

Planet formation is thought to occur 5 to 100 Myr following the birth of a star (Armitage 2010). Stars in the Nearby Young Moving Groups (NYMGs) span a similar range of ages, from the very young  $\eta$  Cha cluster at  $\sim 6$  Myr, to the relatively old AB Dor group at  $\sim 70$  Myr (Torres et al 2008, T08)<sup>1</sup>. This suggests that the NYMGs are ideal for a time-ordered study of the stages of disk evolution and planet formation. Indeed, astronomers already know that the  $\beta$  Pic Moving Group, with stars at median distance 35 pc and age  $\sim 10$  Myr (T08) hosts at least two debris disks,  $\beta$  Pic's and AU Mic's, one exoplanet,  $\beta$  Pic's, and a brown dwarf orbiting PZ Tel (Smith and Terrile, 1984; Lagrange et al. 2010; Liu et al. 2004; Biller et al. 2010).

Members of a given NYMG are distributed over large regions of the sky. *The Wide-Field Infrared Survey Explorer (WISE)* Mission surveyed the entire sky at at 3.4, 4.6, 11.6, and 22.1 $\mu$ m (Wright et al. 2010); thus it provides an excellent database to search for emission of circumstellar disks that may be associated with planet formation. However, the *WISE Preliminary Release Source Catalog*<sup>2</sup> (henceforth *WPRSC*) contains data for only  $\sim 57\%$  of the sky (Wright et al. 2010). Thus, a search of the catalog for members of the NYMGs will find that data is not yet available for the entire sample. We selected the  $\eta$  Cha cluster and the  $\epsilon$  Cha, TW Hya,  $\beta$  Pic, Tuc-Hor, and AB Dor Associations for our study because their ages span the interval believed to mark the epoch of planet formation. We consider the  $\eta$  Cha cluster and  $\epsilon$  Cha Association together for convenience. Their location,

---

<sup>1</sup>For consistency we use group memberships, ages, and mean distances as given by T08 in their Table 2 and tables specific to the groups. As techniques improve some of the memberships and values may change. Therefore the values cannot be accepted uncritically and the reader is referred to T08 for a discussion of the issues.

<sup>2</sup><http://wise2.ipac.caltech.edu/docs/release/prelim/>

ages, and kinematics are similar but distinct; T08 discuss the issues involved in the possible connection of the two groups.

The study of the content, structure, and evolution of planet forming circumstellar disks is a very active field of research at the present time. Debris disks associated with stars in the NYMGs have been identified by *IRAS*, imaged with the *Hubble Space Telescope* and studied with the *Spitzer Observatory*. Warmer circumstellar disks have been studied from the ground by their near-infrared emission and mm-wavelength molecular line emission. Of the stars in our study and in the *WPRSC*, *WISE* detected all the previously known debris disks except one, AU Mic, in the  $\beta$  Pic Moving Group and identified one new disk in the  $\eta$  Cha cluster. We describe our results here.

## 2. Sample Selection and *WISE* Detections

To compile the source lists we used the membership lists of T08 in their entirety and supplemented them with members proposed after the publication of T08’s review. Table 1 summarizes our samples in each NYMG. The ages and average distances (columns 2 and 3) are from T08 (but, see footnote 1 and particularly §3.2). Column 4 gives the numbers of members entering our search and column 5 gives the number of detections in the *WPRSC*. The ratio of the *WISE* detections to stars searched is 0.64, close to the value expected. Column 6 provides references for the source lists.

The properties of *WISE* data affect our survey in 3 ways. First, the angular resolution is  $\sim 6''$  at the shorter wavelengths and  $\sim 12''$  at  $22.1 \mu\text{m}$ . Thus, *WISE* may not resolve small separation visual binaries among the NYMG members. The flux of a NYMG member may also suffer confusion with a nearby unrelated star. Second, the detectors enter a non-linear

response regime for stars brighter than  $\sim 8.0, 6.7, 3.8,$  and  $-0.4$  mag<sup>3</sup> at  $3.4, 4.6, 12,$  and  $22$   $\mu\text{m}$ , respectively<sup>4</sup>. The *Explanatory Supplement* indicates that for  $6.0 < [3.4\mu\text{m}] < 8.0$  mag the  $3.4\mu\text{m}$  magnitudes<sup>5</sup> are still reliable to better than  $0.1$  mag which is sufficient for this work. No star in our sample was bright enough at  $11.6$  and  $22.1\mu\text{m}$  to place its flux in the non-linear response regime. Third, *WISE* sensitivity limits were an issue only at  $22.1\mu\text{m}$  at which the flux of some stars fell below the  $5\sigma$  detection threshold (Wright et al. 2010). We could not use these stars because our search for circumstellar material depends on the reliability of the  $22.1\mu\text{m}$  fluxes.

### 3. Results

#### 3.1. *WISE* color-color diagram

Figure 1 is a color-color diagram of *WISE* magnitudes,  $([3.4] - [4.6])$  vs  $([11.6] - [22.1])$ , for the NYMG members in our study and, for comparison, main sequence (MS) stars without disks. We selected MS stars in the spectral type range O6V to M5V subject to the constraints that they have *WISE* detections, are fainter than  $6.0$  mag at  $3.4\mu\text{m}$ , and the SNR of their  $22.1 \mu\text{m}$  detection exceeds  $5.0$ . The extinctions to these stars, as measured by their  $E_{B-V}$  color excess are small, the largest is  $A_V \sim 0.8$  mag toward the O6V star. Stars sufficiently hot that their long wavelength IR spectra are described by the Rayleigh-Jeans approximation lie near the origin. The cooler late K and M spectral type stars have slightly positive  $([3.4] - [4.6])$  color and  $([11.6] - [22.1])$  color still close to zero.

In Fig. 1, HD 191089 and V4046 Sgr are in the  $\beta$  Pic Moving Group (BPMG). HD

---

<sup>3</sup> *WISE* magnitudes are on the Vega scale.

<sup>4</sup>Explanatory Supplement, §VI.4.d

<sup>5</sup>The notation [wavelength] indicates a magnitude.

191089 is a classic debris disk (DD) star (Mannings and Barlow, 1998, M08) and V 4046 Sgr is a T Tauri binary with a circumbinary molecular disk (Kastner et al. 2008). That their disks are cold is indicated by their red  $[11.6] - [22.1]$  color, but a  $[3.4]-[4.6]$  color indistinguishable from that of the MS stars. Other well known DDs such as  $\beta$  Pic’s are missing from Fig. 1 usually because they are too bright at  $3.4\mu\text{m}$ ,  $[3.4] < 6.0$  mag. This is the case for many disks discovered by *IRAS*. The debris disk of AU Mic, also in the BPMG, does not show an excess at any of the *WISE* wavelengths. Its debris disk, first detected by imaging its scattered light (Liu et al., 2004) is so cold that its emission in excess of photospheric appears finally at  $70\mu\text{m}$  (Rebull et al., 2008). Very cold debris disks such as AU Mic’s escape *WISE* detection.

All the other stars in Fig. 1 lying away from the region populated by the MS stars are members of the  $\epsilon$  Cha Association and  $\eta$  Cha Cluster. Table 2 summarizes the *WISE* detections of the members. Columns 1 and 2 give the stars’ names and spectral types, columns 3, 4, 5, and 6 give their magnitudes at 3.4, 4.6, 11.6 and 22.1  $\mu\text{m}$ . Column 7 lists the 22.1  $\mu\text{m}$  SNR, and columns 8 and 9 show the warning flags for the 3.4 and 22.1  $\mu\text{m}$  magnitudes (too bright at 3.4  $\mu\text{m}$ ?, SNR too low at 22  $\mu\text{m}$ ?). Column 9 provides a reference to the star’s source, if not T08, and prior designation of its associated disk, DD indicating a debris disk, PDD a primordial/debris disk (eg. Rh07b), and TT a T Tauri disk. The  $([3.4]-[4.6])$  color of the stars plotted indicates that their disks are not as cold as, for example, HD 191089’s. DZ Cha and MP Mus belong to the  $\epsilon$  Cha Association. DZ Cha is associated with a DD (Wahhaj et al. 2010, W10) and MP Mus with a PDD by Rhee et al (2007b; Rh07b). These disks have been thoroughly studied and we will not discuss them further. The remaining 7 stars are in the  $\eta$  Cha cluster; we will discuss them in the following subsection. Stars in  $\epsilon$  Cha Association and  $\eta$  Cha cluster without color excesses in the *WISE* bands lie among the MS stars in Fig.1.

To identify the disks with  $22.1 \mu\text{m}$  emission detected by *WISE* but that cannot be analyzed in a color-color diagram because their host stars are too bright at  $3.4\mu\text{m}$ , we plot in Fig. 2 the  $([11.6]-[22.1])$  color of all the stars in our study that are reported in the *WPRSC*. Their color lies along the ordinate. The groups are separated along the abscissa. Of the 168 stars plotted, 19 have  $([11.6]-[22.1])$  color  $\geq 1.0$ , a color distinct from that of MS stars (see Fig. 1) and indicates the presence of cool material<sup>6</sup>. Table 3 lists the 19 stars. *WISE* detected no stars with  $([11.6]-[22.1])$  color  $\geq 1.0$  in the two oldest NYMGs, the Tuc-Hor and AB Dor Associations, even though our input list for AB Dor was by far the largest. The two stars closest to the  $([11.6]-[22.1]) = 1.0$  cutoff are  $\eta$  Cham in the  $\eta$  Cha cluster and HD 164249 in the  $\beta$  Pic Group with  $([11.6]-[22.1]) = 0.84$  and  $0.85$ , respectively; both are known to be associated with debris disks (Rh07b; Zuckerman & Song, 2004).

Fig. 3 plots the ratio of the number having  $([11.6]-[22.1])$  color  $\geq 1.0$  to total number plotted in Fig. 2 *vs.* group age. The fraction of stars hosting circumstellar disks decreases with age and none remain later than the  $\sim 30$  Myr age of the Tuc-Hor Association. The example of the AU Mic disk in the  $\beta$  Pic moving group suggests that circumstellar disks start evolve to colder disks at around 10 Myr age and that AU Mic’s disk is among the first in the BPMG to do so. This result is entirely consistent with Rebull et al’s (2008) finding from their analysis of the cold disks in the BPMG detected at  $24$  and  $70 \mu\text{m}$  that the cold disk fraction decreases with age.

---

<sup>6</sup>The number plotted, 168, is less than the total number of stars detected, 192 (see Table 1), because the others have  $22.1 \mu\text{m}$  detections at  $\text{SNR} < 5$

### 3.2. Disks in the $\eta$ Cha Cluster

The stars ET Cha, RECX 16, ES Cha, EN Cha, EP Cha, and EK Cha plotted in Fig. 1 are members of the compact  $\eta$  Cha cluster at distance  $\sim 97$ pc identified by Mamajek et al. (1999). 2M J0820-8003, identified as an outlying member by Murphy et al. (2010) is located  $\sim 1.5^\circ$  distant from the center of the cluster. All except for 2M J0820-8003 are X-ray sources. The cluster has been studied extensively from the ground (eg Luhman, 2008; Murphy et al. 2010) and the *Spitzer Observatory*. Megeath et al. (2005) reported *IRAC* photometry at 3.6, 4.5, 5.8, and 8.0  $\mu\text{m}$ , Sicilia-Aguilar et al. (2009) obtained IRS 7.5 to 30 $\mu\text{m}$  spectroscopy, and Gautier et al. (2010) presented *MIPS* photometry at 24, 70, and 160  $\mu\text{m}$ . Sicilia-Aguilar et al. and Gautier et al. show spectral energy distributions of the cluster members in Fig. 1, except for 2M J0820-8003, from the visible to *MIPS* wavelengths. For stars observed by *IRAC* and *MIPS*, *WISE* photometry is completely consistent with theirs in regions of wavelength overlap. Interestingly, EK, EN, and EP Cha (RECX 5, 9, and 11, respectively) show silicate emission and evidence for significant grain processing from ISM size and structure (Sicilia-Aguilar et al, 2009).

Fig. 4 shows the SED of 2MASS J0820-8003 using its *WISE* fluxes (Table 2) and 2MASS photometry at J, H, and K. Murphy et al. (2010) give its spectral type as M 4.3. The solid line is the photospheric spectrum of one of the main sequence M4 stars plotted in Fig. 1 normalized to 2M J0820-8003 at J. The IR spectrum of 2M J0820-8003 is similar to those of EN Cha and RECX 16 (see Gautier et al 2010, Fig. 5) in that the excess emission associated with a disk is already evident at 3.4 $\mu\text{m}$  but the spectrum is not rising beyond 11 $\mu\text{m}$  as steeply as that of EK Cha.



### 3.3. Properties of the Disk Associated with 2MASS J0820-8003

We calculated the total disk luminosity of 2M J0820-8003,  $L_D$ , relative to that of the star,  $L_*$ , by subtracting the spectrum of the stellar photosphere from the total spectrum in Fig. 4 and numerically integrating the difference. We found that  $L_D/L_* \sim 0.12$ , about twice the values calculated similarly by Gautier et al (2010) for disk spectra in the  $\eta$  Cha group to  $70\mu\text{m}$ . It is however smaller than the greatest fractional luminosity they reported, 0.19, for ET Cha (see Table 4). Our value is a lower bound because the disk spectrum of 2M J0820-8003 at wavelengths  $> 22\mu\text{m}$  is unknown. The broad IR spectrum of 2M J0820-8003 (Fig. 4) suggests that the disk temperatures vary with distance from the star. We fitted the disk spectrum with two components radiating as black bodies. We found that  $T_w = 825\text{K}$  for a warm presumably inner disk component and  $T_c = 220\text{K}$  for cooler, outer component provided the best fits (Fig. 4). Integrating the luminosities of the two components (we integrated the cold component to  $100\mu\text{m}$ ), we obtain  $L_w/L_* = 0.058$  and  $L_c/L_* = 0.041$  for the warm and cold components. It is difficult to decide whether their sum  $(L_w + L_c)/L_* \sim 0.10$  or  $L_D/L_* \sim 0.12$  provides a more accurate measure of the fractional disk luminosity. The former estimate is limited by the unrealistic simplicity of a two-component model and the latter by our ignorance of the spectrum beyond  $22\mu\text{m}$ . Regardless, the values are relatively large compared to the fractional luminosities of other members of the  $\eta$  Cha group and also of debris disks in older NYMGs. If the disk particles radiate as black bodies, those in the warm and cold components lie at radial distances 0.022 AU and 0.082 AU, respectively, corresponding to  $\sim 5$  and  $18 R_\odot$ . These radial distances are lower bounds; if the particle emissivity were less than 1 the distances would be greater.

#### 4. Discussion

Murphy et al’s (2011) spectroscopic observations of 2MASS J0820-8003 over 6-months showed that most of the time its line emission originates in the chromosphere and mass accretion at low level. They also detected one instance of strong line emission attributable to a hundred-fold increase in its accretion rate. The circumstellar disk detected by *WISE* extends close to the star (§3.3) and is the probable the source of the episode of accretion. Table 4 compares 2MASS J0820 to other stars in the  $\eta$  Cha cluster for which the fractional disk luminosity  $L_D/L_*$  (Col. 2) and mass accretion rate,  $\dot{M}$  (Col. 3), have been estimated. We include ET Cha in Table 4 even though its accretion rate is not known because its fractional disk luminosity is the highest of the stars observed by G08. 2MASS J0820 is noteworthy because its variable accretion rate can be the largest of the 4 stars and the optical depth of its disk, estimated by  $\tau \sim L_D/L_*$ , is particularly large. It appears that, of the stars in Table 4, 2MASS J0820 is the last to start clearing its circumstellar disk. 2MASS J0820 provides evidence that the initiation of disk clearing can spread over the  $\sim 6$  Myr estimated age of the  $\eta$  Cha cluster. This implies that the start of planet formation in the group also spans a comparable range of times.

#### 5. Summary

We searched the *WISE Preliminary Release Source Catalog* for evidence of circumstellar disks in the  $\epsilon$  and  $\eta$  Cha, TW Hya,  $\beta$  Pic, Tuc-Hor, and AB Dor Nearby Young Moving Groups. For the  $\sim 64\%$  of group members included in the catalog, our results are:

1) *WISE* detected all the previously known disks except for the coldest one, AU Mic.

Detection of cold disks such as AU Mic’s requires observations at  $\lambda > 20\mu\text{m}$ .

2) Consistent with earlier findings, the fraction of stars with circumstellar disks decreases

rapidly with age; we found none in the Tuc-Hor and AB Dor moving groups.

3) *WISE* detected a new circumstellar disk associated with 2MASS J0820-8003 in the  $\eta$  Cha group (M10; Murphy et al. 2011). The star and disk are noteworthy for their episodic accretion, large disk luminosity relative to the star, and start of disk clearing delayed to  $\sim 6$  Myr.

We are grateful to Davy Kirkpatrick and Stan Metchev for advice at an early stage of this project. MS thanks C. Chen, L. Ingleby, J. Kastner, and S.T. Megeath for helpful conversations. A-M. Constantin’s participation was enabled by the support of the Simons Foundation and M. Silverstein’s contribution as an REU visitor was supported by NSF Grant PHY-0851594. Our work was also supported in part by NSF Grant AST-09-08406. We used data products from the *WISE* Mission and Two Micron All Sky Survey assembled and maintained at the Infrared Processing and Analysis Center/California Institute of Technology, funded by NASA and the NSF. Our research has also used of the SIMBAD database operated at CDS, Strasbourg, France.

### References

- Biller, B.A. et al. 2010, ApJ, 720, L82
- Carpenter, J.M., Mamajek, E.E., Hillenbrand, L.A., and Meyer, M.R. 2009, ApJ, 705, 1646 (C09)
- Cieza, L.P. et al. 2011, ApJ, 741, L25 (C11)
- Gautier III, T.N., Rebull, L.M., Stapelfeldt, K.R, and Mainzer, A. 2008, ApJ, 683, 813 (G08)
- Ingleby, L. et al. 2011, ApJ, 743, 105 (In11)

- Kastner, H.H., Zuckerman, B., and Bessel, M 2008, *A&A*, 491, 829
- Kastner, J.H., Zuckerman, B., Hily-Blant, P.,& Forveille, T. 2008, *A&A*, 492, 469
- Kiss, L.L., et al., 2011, *MNRAS*, 411, 117 (K11)
- Lagrange, A.-M. et al. 2010, *Science*, 329, 57
- Lépine, S. and Simon, M. 2009, *AJ*, 137, 3632 (LS09)
- Looper, D.L., et al., 2010, *AJ*, 140, 1486 (L10)
- Liu, M. 2004, *Science*, 305, 1442
- Mamajek, E.E., Lawson, W.A., and Feigelson, E.D. 1999, *ApJ*, 516, L77
- Mannings, V. & Barlow, M.J. 1998, *MNRAS* 497, 330 (M98)
- Megeath, S.T., Hartmann, L., Luhman, K.L. and Fazio, G.G. 2005, *ApJ*, 634, L113
- Murphy, S.J, Lawson, W.A. and Bessell, M.S., 2010, *MNRAS*, 406, L50 (M10)
- Murphy, S.J, Lawson, W.A., Bessell, M.S., and Bayliss, D.R. 2011, *MNRAS*, 411, L51
- Rebull,L.M. et al. 2008 *ApJ*, 681, 1484
- Rhee, J.H., Song, I., Zuckerman, B.,& McElwain, M., 2007, *ApJ*, 660, 1556 (Rh07a)
- Rhee, J.H., Song, I., & Zuckerman, B., 2007, *ApJ*, 671, 616 (Rh07b)
- Rodriguez, D.R., Bessell, M.S., Zuckerman, B., & Koestner, J.H., 2011, *ApJ*, 727, 62 (R11)
- Schlieder, J.E., Lépine, S., & Simon, M. 2010, *AJ*, 140, 119, (SLS10)
- Schlieder, J.E., Lépine, S., & Simon, M. 2012, *AJ*, 143, 80 (SLS12)
- Shkolnik, E.L. et al., 2011, *ApJ*, 727, 6 (S11)
- Sicilia-Aguilar, A., et al. 2009, *ApJ*, 701,1188

Smith, B.A. and Terrile, R.J. 1984, 226, 1421

Torres, C. A. O., Quast, G. R., Melo, C. H. F., and Sterzik, M. 2008, in *Handbook of Star Forming Regions, Vol. II*, (Astron.Soc.Pacific:San Francisco), B. Reipurth, ed. (T08)

van Leeuwen, F. et al. 1997, A&A, 323, L61

Wahhaj, Z. et al. 2010, ApJ, 724, 835 (W10)

Zuckerman, B. & Song, I. 2004, ApJ. 603, 738

Zuckerman, B. et al., 2011, ApJ, 732, 61

Table 1. Selected Nearby Young Moving Groups

Group	Age (Myr)	Mean Distance (pc)	Number input	Number <i>WISE</i> Detections	Source List
$\epsilon$ and $\eta$ Cha	6	$108 \pm 9$	38	36	T08, Tables 8 and 9
			1	1	K11
			7	6	M10
TW Hya	8	$48 \pm 13$	22	5	T08
			2	0	L10
			4	0	R11
			2	0	S11
$\beta$ Pic	10	$31 \pm 21$	50	41	T08
			6	5	K11
			11	7	LS09, SLS10, SLS12
Tuc-Hor	30	$48 \pm 7$	44	20	T08
			2	1	K11
			8	7	Z11
AB Dor	70	$34 \pm 26$	89	56	T08
			7	3	Z11
			9	4	SLS10, SLS12
Total			302	192	

References: Kiss et al. 2011, K11; Lépine and Simon 2009, LS09; Looper et al. 2010, L10; Murphy et al. 2010, M10  
Rodriguez et al. 2011, R11; Schlieder, Lépine, and Simon 2010, SLS10, 2011, SLS12; Shkolnik et al. 2011, S11  
Torres et al 2008 (T08); Zuckerman et al. 2011, Z11

Table 2. *WISE* Detections in the  $\epsilon$  Cha Association and  $\eta$  Cha Cluster

Star	SpTy	[3.4]	[4.6]	[11.6]	[22.1]	[22.1] SNR	[3.4] $\leq$ 6.0	SNR $\leq$ 5.0	Comments, Refs.
EG Cha	K4Ve	7.163	7.153	7.034	6.981	17.8	N	N	
$\eta$ Cha	B8V	5.746	5.606	5.269	4.425	42.3	Y	N	DD, Rh07b
RS Cha	A7V+A8V	5.454	5.288	5.475	5.486	28.4	Y	N	
EQ Cha	M3e	8.303	8.156	7.995	8.042	8.3	N	N	
HD 82879	F6V	7.793	7.814	7.755	7.704	8.5	N	N	
CP-68 1388	K1V	7.741	7.765	7.656	7.607	10.6	N	N	
DZ Cha	M0Ve	8.209	7.674	4.507	1.861	81.2	N	N	DD, W10
T Cha	K0Ve	5.899	4.974	4.631	2.601	62.6	Y	N	TD, C11
GSC9415-2676	M3e	9.364	9.218	9.052	8.660	4.1	N	Y	
EE Cha	A7V	6.109	6.089	6.108	6.094	27.2	N	N	
$\epsilon$ Cha	B9V	5.814	5.118	5.097	4.952	26.9	Y	N	
HIP 58490	K4Ve	8.172	8.200	8.077	7.947	8.0	N	N	
DX Cha	A8Ve	4.012	3.026	0.806	-0.707	116.0	Y	N	PMS, Rh07a
HD 104467	G3V	6.825	6.814	6.751	6.727	17.3	N	N	
GSC9420-0948	M0e	8.112	8.045	7.884	7.815	9.2	N	N	
GSC9416-1029	M2e	8.746	8.592	8.445	8.649	4.1	N	Y	
HD 105923	G8 V	7.080	7.087	7.022	6.978	18.0	N	N	
GSC9239-1495	M0e	8.759	8.678	8.514	8.347	5.2	N	N	
GSC9239-1572	K7e	8.275	8.158	8.008	8.009	7.7	N	N	
CD-74 712	K3e	7.730	7.760	7.683	7.520	10.8	N	N	
CD-69 1055	K0Ve	7.447	7.475	7.372	7.241	14.4	N	N	
MP Mus	K1Ve	6.592	6.185	4.031	1.63	63.9	N	N	PDD, Rh07b
RECX 18	M5e	10.658	10.421	10.254	9.357	0.5	N	Y	
RECX 17	M5e	9.975	9.912	9.744	9.503	2.7	N	Y	
ES Cha	M5e	10.727	10.356	8.968	7.390	12.7	N	N	
EH Cha	M3e	9.345	9.213	9.070	8.939	4.0	N	Y	
HD 75505	A1V	6.935	6.959	6.950	7.019	19.0	N	N	
EI Cha	M1e	8.534	8.462	8.292	7.843	7.6	N	N	
EK Cha	M4e	9.721	9.483	7.835	5.218	35.2	N	N	PDD, Rh07b
EL Cha	M3e	9.251	9.113	8.929	8.837	4.8	N	Y	
EM Cha	K6e	7.532	7.534	7.399	7.423	8.2	N	N	

Table 2—Continued

Star	SpTy	[3.4]	[4.6]	[11.6]	[22.1]	[22.1] SNR	[3.4] ≤ 6.0	SNR ≤ 5.0	Comments, Refs.
ET Cha	M3e	8.563	7.849	5.490	3.431	47.2	N	N	
RECX 16	M5e	11.209	10.680	9.018	7.224	16.5	N	N	
EN Cha	M4e	9.120	8.755	7.210	5.497	39.1	N	N	PDD, Rh07b
EO Cha	M0e	8.615	8.586	8.430	8.335	6.4	N	N	
EP Cha	K6e	7.240	6.902	5.362	3.751	51.9	N	N	PDD,Rh07b
RAVEJ1221-7116	K7	8.200	8.172	8.035	8.043	7.6	N	N	K11
2MJ0801-8058	M4.4	10.096	9.888	9.625	9.023	3.4	N	Y	M10
2MJ0820-8003	M4.3	10.062	9.646	7.732	5.878	32.0	N	N	M10
2MJ0905-8134	M4.9	11.116	10.859	10.642	9.284	0.9	N	Y	M10
2MJ0913-7550	M4.8	10.823	10.553	10.381	9.026	1.8	N	Y	M10
2MJ0955-7622	M4.1	10.288	10.081	9.864	9.033	0.8	N	Y	M10
RXJ0902.9-7759	M3	9.162	9.038	8.882	9.001	3.6	N	Y	M10



Table 3. Stars with  $[11.6] - [22.1] \geq 1.0$  mag

Group	Number	Star	$[11.6] - [22.1]$ mag	Comments
$\epsilon$ and $\eta$ Cha	12	$\eta$ Cha	0.84	DD
		DZ Cha	2.64	DD
		T Cha	2.03	TT
		DX Cha	1.51	DD
		MP Mus	2.40	PDD
		ES Cha	1.58	PDD
		EK Cha	2.62	PDD
		ET Cha	2.06	PDD
		RECX 16	1.79	PDD
		EN Cha	1.71	PDD
		EP Cha	1.61	PDD
		2M J0820-8003	1.85	
TW Hya	1	TWA11A	3.89	HR 4796A, DD
$\beta$ Pic	7	$\beta$ Pic	2.43	DD
		V4046 Sgr	2.98	DD
		HD 17255	1.20	DD
		$\eta$ Tel	1.41	DD
		HD 164249	0.85	DD
		HD 181327	1.88	DD
		HD 191089	1.88	DD
Tuc-Hor	0			
AB Dor	0			

Table 4. Comparison of T Tauris in the  $\eta$  Cha Cluster

Star	$L_D/L_*$	$\dot{M}$ $10^{-11}M_\odot y^{-1}$	Refs
2MASS J0820	0.10	2.5 - 620	This work, M11
EK Cha (RECX 5)	0.06	5	G08
EN Cha (RECX 9)	0.04	4	G08
EP Cha (RECX 11)	0.04	4	G08
		$\leq 30$	In11
ET Cha (RECX 15)	0.19		G08

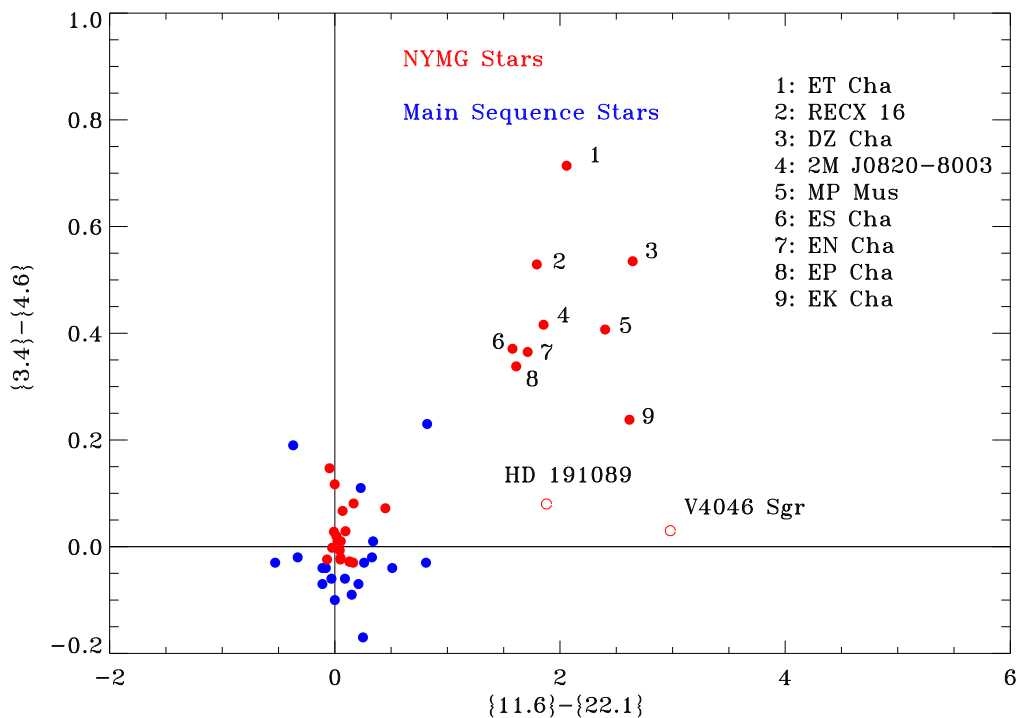


Fig. 1.— The figure shows a  $([3.4] - [4.6])$  vs  $([11.6] - [22.1])$  color-color diagram of the stars in our survey. It includes only stars with reliable 3.4 and 22.1  $\mu\text{m}$  *WISE* magnitudes (see §3.1). Filled red circles indicate *WISE* detections of stars in the  $\epsilon$  Cha Association and  $\eta$  Cha Cluster and open circles indicate known debris disks in the  $\beta$  Pic group. Disk identification in stars with reliable  $([11.6] - [22.1])$  colors are listed in Table 3. The filled blue symbols indicate randomly selected main sequence stars of spectral type O8V to M4V

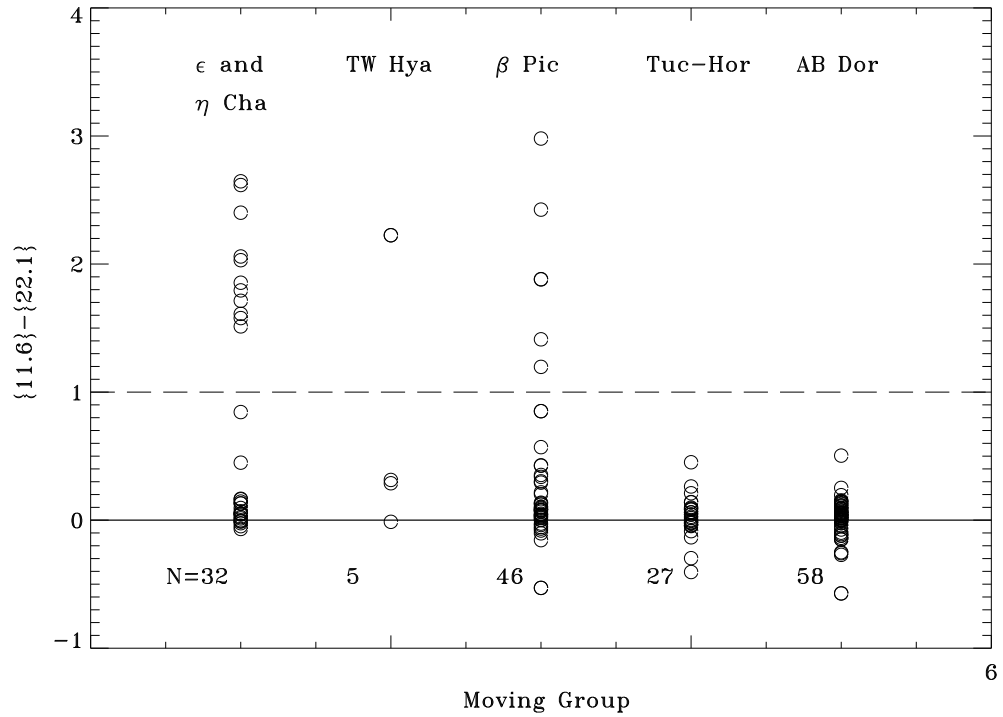


Fig. 2.— Distribution of  $[11.6] - [22.1]$  color for all the stars in the groups we studied that are in the *WISE Preliminary Release Catalog*.  $N$  gives the number by group, and the dashed line at  $[11.6] - [22.1] = 1.0$  indicates an approximate threshold for identification of stars with circumstellar disks (see Fig. 1).

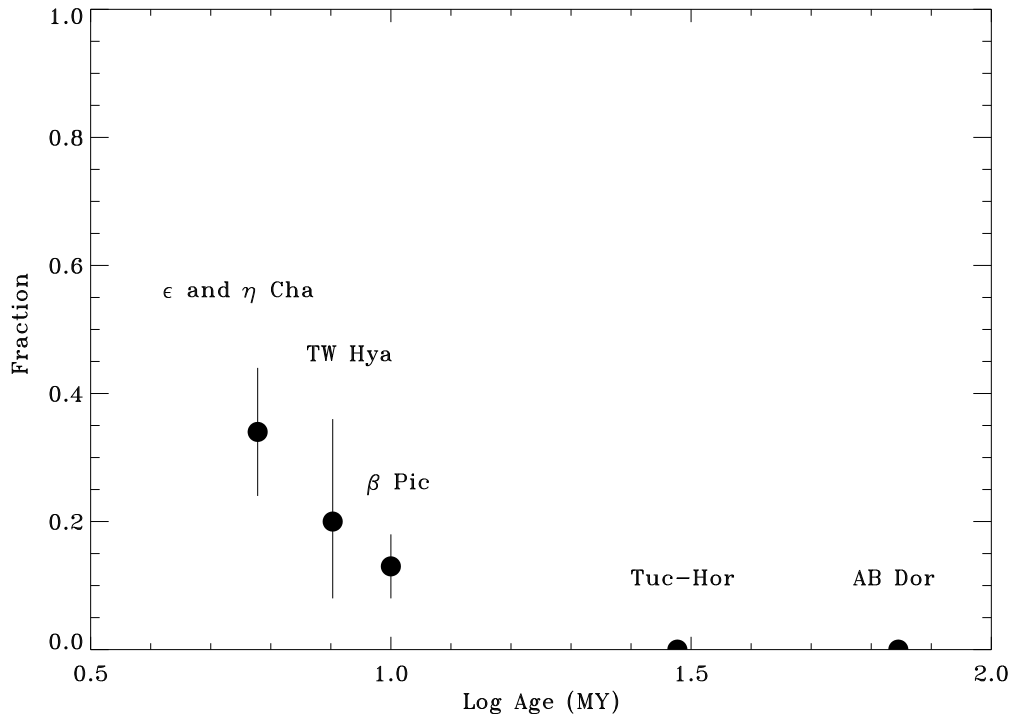


Fig. 3.— Ratio of the number of stars with  $[11.6] - [22.1] \geq 1.0$  to total number *vs* log group age.

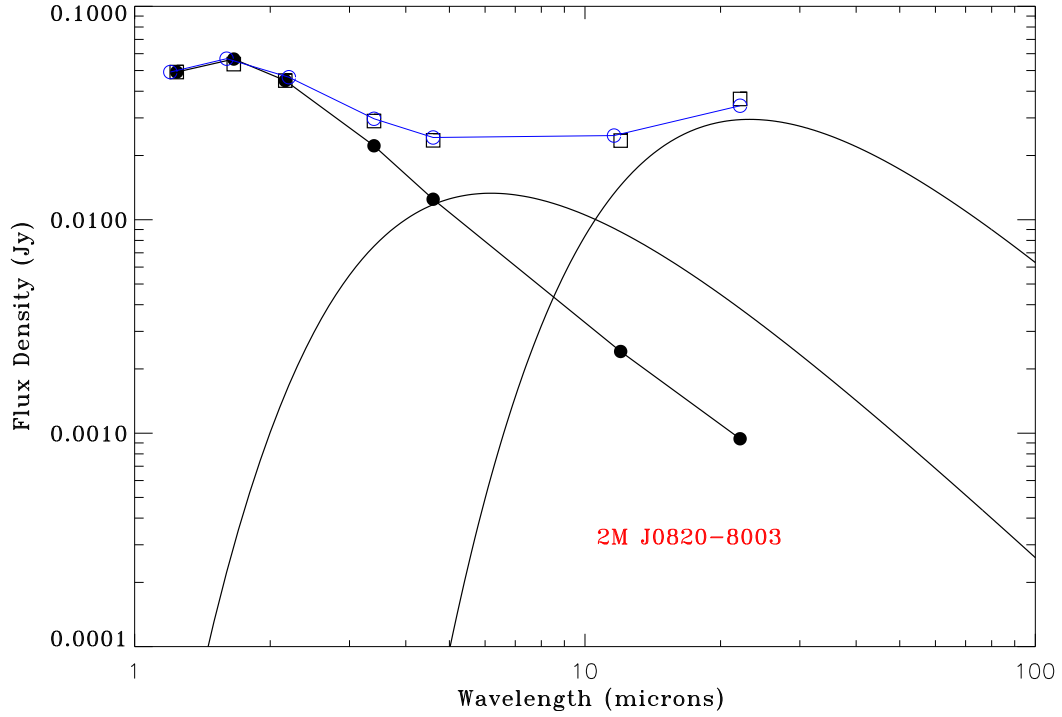


Fig. 4.— Open squares are the J, H, and K (2MASS) fluxes of 2M J0820-8003 and the *WISE* fluxes at 3.4, 4.6, 11.6, and 22.1  $\mu\text{m}$ . The filled black symbols are the fluxes in the same bands of a field M4V star normalized to 2MASS J0820-8003 at J. The solid black lines are dilute black bodies at temperatures 220 and 825 K. The solid blue line is the sum of the stellar SED and the two black bodies. It represents a fit to the spectrum of the star and its disk.