

Tau trigger at the ATLAS experiment

K. Benslama and A. Kalinowski *

University of Regina, Regina, Canada

C. Belanger-Champagne and R. Brenner

University of Uppsala, Uppsala, Sweeden

M. Bosman, P. Casado, C. Osuna, E. Perez, and V. Vorwerk

The Institute for High Energy Physics (IFAE), Barcelona, Spain

Z. Czychula, M. Dam, and S. Xella

University of Copenhagen, Copenhagen, Denmark

S. Demers

Stanford Linear Accelerator Center (SLAC), USA

S. Farrington

University of Oxford, Oxford, UK

O. Igonkina

NIKHEF, Amsterdam, The Netherlands

N. Kanaya and S. Tsuno

University of Tokyo, Tokyo, Japan

E. Ptacek, A. Reinsch, D. Strom, and E. Torrence

University of Oregon, Eugene, USA

A. Saavedra

University of Sydney, Sydney, Australia

A. Sfyrla

University of Illinois, Urbana-Champaign, USA

A. Sopczak

Lancaster University, Lancaster, UK

A. Watson

University of Birmingham, Birmingham, UK

Many theoretical models, like the Standard Model or SUSY at large $\tan(\beta)$, predict Higgs bosons or new particles which decay more abundantly to final states including tau leptons than to other leptons. At the energy scale of the LHC, the identification of tau leptons, in particular in the hadronic decay mode, will be a challenging task due to an overwhelming QCD background which gives rise to jets of particles that can be hard to distinguish from hadronic tau decays. Equipped with excellent tracking and calorimetry, the ATLAS experiment has developed tau identification tools capable of working at the trigger level. This contribution presents tau trigger algorithms which exploit the main features of hadronic tau decays and describes the current tau trigger commissioning activities.

1. THE ATLAS TAU TRIGGER

The ATLAS trigger system is divided into two main parts: the Level 1 (LVL1) [1], hardware-based trigger, and the High Level Trigger (HLT) [2], using software selection algorithms. The hardware implementation of the LVL1 trigger is determined by very strong constraints in the processing time due to the high bunch-crossing rate of 40 MHz. Only a few μs are available for the decision making at this level. Due to the rate reduction achieved at LVL1 more decision time is allowed in the two stages of selection at the HLT: a few tens of milliseconds at the Level 2 Trigger (LVL2), and a few seconds at the Event Filter (EF). In this section a brief description of the tau trigger will be presented.

*Corresponding author

1.1. Level 1 tau trigger

The LVL1 trigger [3] uses trigger towers $\Delta\eta \times \Delta\phi = 0.1 \times 0.1$ within the electromagnetic and hadronic calorimeter to identify Regions of Interest (RoI) to be investigated further in the HLT. The following quantities are used to select LVL1 features giving rise to a RoI, see Fig. 1: a) energy in 2×1 pairs of EM towers within a 2×2 core region; b) energy in a 2×2 group of hadronic towers behind the EM core; c) energy in a 12 tower EM isolation ring surrounding the central 2×2 core; d) energy in a similar ring in the Hadronic calorimeter. Relatively low thresholds are applied at LVL1 and are subsequently refined at the HLT. Triggers can be defined with and without an isolation requirement.

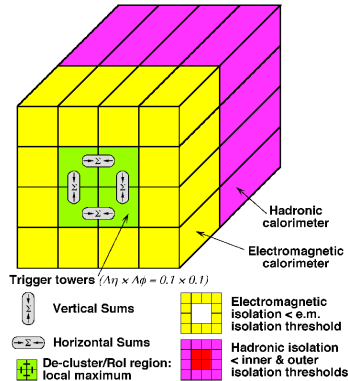


Figure 1: Trigger towers used in the level 1 tau trigger.

1.2. High Level Trigger

Due to the greater time available for decisions at the HLT, the cluster information can be refined using the full granularity of the calorimeter in conjunction with a cell energy calibration and tracking information from the inner detector can be included [4]. The characteristics used to distinguish tau decays from particle jets are: low charged

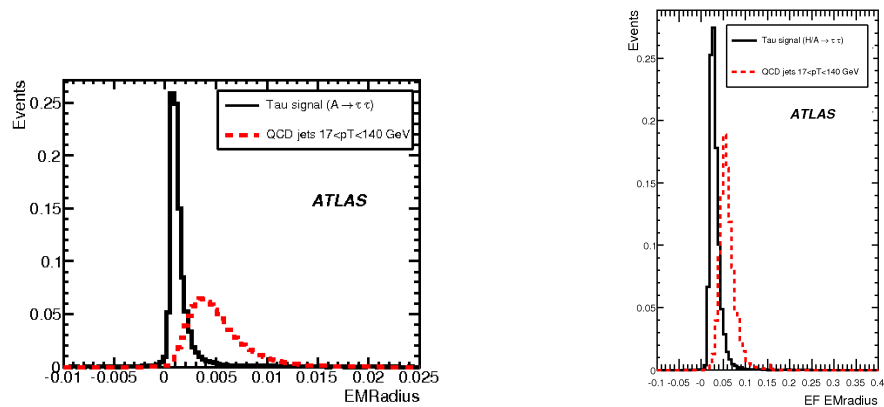


Figure 2: Distribution of the energy-weighted mean squared cluster radius in the EM calorimeter. Left plot shows the quantity calculated at the LVL2, and right plot presents the same quantity calculated at the EF. The taus from $A \rightarrow \tau\tau$ (with $m_A = 800 \text{ GeV}/c^2$) were used as signal events, and QCD dijets with hard scattering p_T in range of 17 – 140 GeV were used as background events.

track multiplicity, calorimeter cluster isolation and narrowness of the jet. The narrowness can be estimated using several different variables, Figure 2 shows the electromagnetic radius (EMRadius), which is the energy-weighted mean squared cluster radius in the EM calorimeter. Figure 2 (left) shows the EMRadius calculated at LVL2, where only

information from a limited region around the LVL1 cluster is used, and Figure 2 (right) shows the same quantity calculated at EF, where the information from the whole detector is available and slower and more precise algorithms can be used. Typical rejections against jets of the order of 20 are achieved at the HLT (LVL2 + EF).

The HLT tau slice algorithms have been commissioned within the ATLAS online environment at the LHC Point 1. Here the full execution time, including data access and unpacking can be measured. Routine online tests using simulated data and a complete trigger menu, which includes a full set of tau signatures, show that the timing meets the online requirements.

1.3. Tau trigger online monitoring

The trigger performance will be monitored online with the ATLAS Data Quality Monitoring Framework. All the variables used to identify the tau candidates will be histogrammed, and an automatic check of the histogram validity will be performed. The tests include fitting known distribution shapes and comparison with the reference histogram. Figure 3 presents a screen-shot of the monitoring application, showing one of the monitoring histograms. The system is already in use at the ATLAS online environment, and has been tested with the first single beam LHC data.

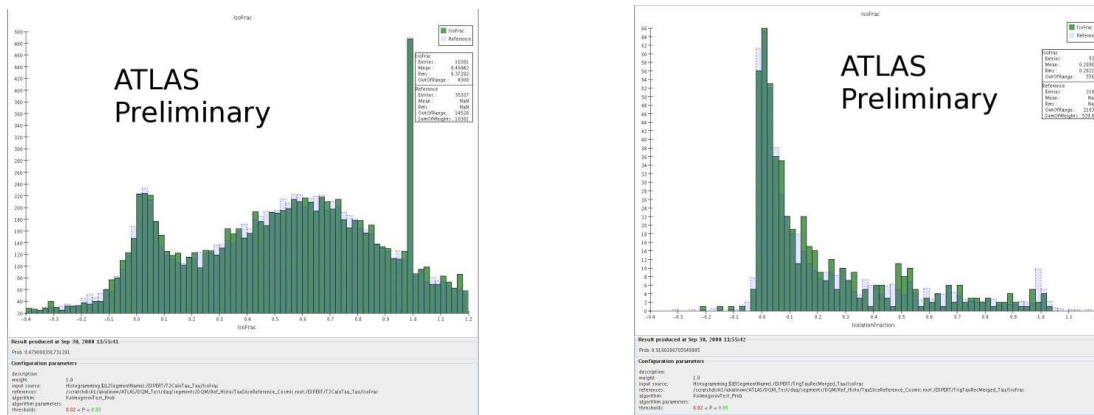


Figure 3: Screen-shot of the online data quality monitoring display application. Left plot presents the isolation fraction variable monitored at the LVL2, and right plot presents the same variable monitored at the EF. The histograms are made for the ATLAS runs with cosmic muons.

In early running the performance of the tau trigger will be determined from data using events that feature QCD interactions where some jets closely mimic tau leptons and from a sample of $Z \rightarrow \tau\tau$ decays. In the latter case, a tag & probe method will be used to measure the tau trigger efficiency using a clean sample of events containing hadronically decayed τ leptons. Figure 4 (left) shows the tau20i LVL1 trigger signature efficiency with respect

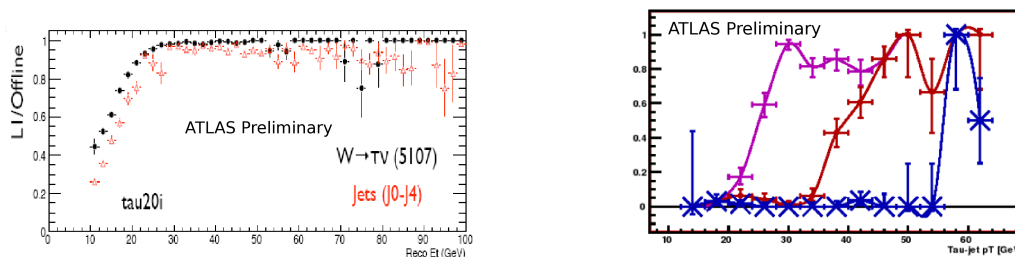


Figure 4: LVL1 tau trigger efficiency with respect to offline reconstructed taus estimated from the QCD jets events and compared with result for $W \rightarrow \tau\nu$ (left). Full trigger efficiency with respect to offline reconstructed taus estimated from from $Z \rightarrow \tau\tau \rightarrow \mu + \text{hadrons} + X$ events for the tau_25i, tau_40 and tau_60 trigger signatures (right).

to the offline selection for the QCD jets selected by a minimum bias trigger and passing the tau offline selection. A comparison with the LVL1 trigger efficiency for $W \rightarrow \tau\nu$ is also shown. Figure 4 (right) shows the full trigger efficiency using a tag & probe method. The Z sample is selected via single electron or muon triggers. After offline selection, the trigger lepton is used as a tag and the other side of the event is probed for a tau trigger candidate, and the efficiency of the tau trigger relative to offline reconstruction is measured. Both methods reproduce the shape and threshold of the trigger turn-on curves, but further work is needed to improve the background estimation and to gain a better understanding of the bias introduced by the event selection.

2. CONCLUSIONS

Many of the SM processes being investigated at ATLAS, as well as numerous BSM searches, contain tau leptons in their final states. Being able to trigger effectively on the tau leptons in these events will contribute to the success of the ATLAS experiment. The tau trigger algorithms and monitoring infrastructure are ready for the first data, and are being tested with the data collected with cosmic muons. The development of efficiency measurements methods using QCD and $Z \rightarrow \tau\tau$ events is well advanced.

References

- [1] ATLAS Collaboration, “ATLAS first-level trigger: Technical design report”, CERN-LHCC-98-14
- [2] ATLAS Collaboration, “ATLAS high-level trigger, data acquisition and controls: Technical design report”, CERN/LHCC/2003-022
- [3] R. Achenbach et al., “The ATLAS Level-1 Calorimeter Trigger”, J. Instrum. 3 (2008) P03001 (ATL-DAQ-PUB-2008-001)
- [4] ATLAS Collaboration, “Expected Performance of the ATLAS Experiment, Detector, Trigger and Physics”, CERN-OPEN-2008-020, Geneva, 2008, to appear.