

Spectroscopic distances of 28 nearby star candidates[★] (Research Note)

H. Jahreiß¹, H. Meusinger², R.-D. Scholz³, and B. Stecklum²

¹ Astronomisches Rechen-Institut am Zentrum für Astronomie der Universität Heidelberg, Mönchhofstraße 12-14, 69120 Heidelberg, Germany

² Thüringer Landessternwarte Tautenburg, Sternwarte 5, 07778 Tautenburg, Germany,

³ Astrophysikalisches Institut Potsdam, An der Sternwarte 16, 14482 Potsdam, Germany

Printed: November 16, 2018

ABSTRACT

Aims. 28 hitherto neglected candidates for the Catalogue of Nearby Stars (CNS) were investigated to verify their classification and to improve their distance estimates. All targets had at least a preliminary status of being nearby dwarf stars based on their large proper motions and relatively faint magnitudes. Better photometric and/or spectroscopic distances were required for selecting stars which are worth the effort of trigonometric parallax measurements.

Methods. Low-resolution spectra were obtained with NASPEC at the Tautenburg 2m telescope and with CAFOS at the Calar Alto 2.2m telescope. The spectral types of M-type stars were determined by direct comparison of the target's spectra with those of comparison stars of known spectral types observed with the same instrument. The classification of earlier types was done based on comparison with published spectral libraries.

Results. For most of the target stars reliable spectral types could be determined and in combination with 2MASS photometry new improved distance estimates became available. The majority were classified as M dwarfs including 11 stars within 25 pc. The fainter component of LDS 1365, previously thought to form a nearby common proper motion pair, is according to our results an unrelated high-velocity background star. For several other nearby common proper motion pairs our distance estimates of the fainter components are in good agreement with Hipparcos distances of the brighter components. The three stars in our sample which were previously thought to be white dwarfs (GJ 2091, GJ 2094, GJ 2098) turned out to be in fact more distant high-velocity F- to K-type (sub)dwarfs. For the star with the largest tangential velocity (GJ 2091; $v_{\text{tan}} > 500$ km/s) we have additional evidence for its probable Galactic halo membership from a measured large radial velocity of 266 ± 25 km/s and from its *UBV* photometry indicating a low metallicity.

Key words. Galaxy: solar neighbourhood – Galaxy: kinematics and dynamics

1. Introduction

In our efforts to complete our knowledge on nearby stars another sample of nearby star candidates could be successfully observed at Tautenburg observatory in the time span between spring 2006 and 2007. The candidate list contains without exception high-proper motion stars that were as far as we know hitherto not yet observed spectroscopically. Spectra for these stars were desired not only to complete the CNS (Catalogue of Nearby Stars) data sets but also to obtain first or improved distance estimates.

Most of the candidates were in the CNS data base managed by one of us (H.J.) since long ago. For example, the three white dwarf candidates originating from Eggen (1968) were already published in the GJ supplement (Gliese and Jahreiß 1979). Presumably without further notice by observers, at least no information about the physical properties of these objects could be found in the literature since then.

Furthermore, some faint components of wide common proper motion binaries were included in the observing list.

Send offprint requests to: H. Jahreiß

[★] Based on observations with the 2m telescope of the Thüringer Landessternwarte Tautenburg and with the 2.2m telescope of the German-Spanish Astronomical Center, Calar Alto, jointly operated by the Max-Planck-Institut für Astronomie Heidelberg and the Instituto de Astrofísica de Andalucía (CSIC).

Correspondence to: jahreiss@ari.uni-heidelberg.de

Rather often the distance information for such stars is taken from the brighter component. Yet, it is desirable to obtain independent distance information for the fainter component.

The remaining late type dwarfs, which were selected practically all from LHS, were included in the CNS data base only after publication of the preliminary version of the Third Catalogue of Nearby Stars (pCNS3; Gliese and Jahreiß 1991). They were mostly border line cases near or just beyond the present search limit of 25 pc for the CNS sample.

2. Observations and reduction

Optical spectroscopic data were collected with the Nasmyth Focal Reducer Spectrograph (NASPEC) at the 2 m telescope of the Thüringer Landessternwarte (TLS) Tautenburg. The V 200 grism was used which yields a dispersion of 3.4 \AA per pixel, or 12 \AA FWHM for a slit width of 1 arcsec. The wavelength coverage was from about 4000 \AA to 8500 \AA . For one star (GJ 2091), the Tautenburg spectrum, taken under poor weather conditions, had not enough signal-to-noise for a proper classification. Therefore, we applied for director's discretionary time with the 2.2m telescope at Calar Alto. The Calar Alto focal reducer and faint object spectrograph CAFOS was used with the grism B 200 giving a wavelength coverage from about 3500 \AA to 7000 \AA and a dispersion of 4.7 \AA per pixel. All spectra were

reduced with standard routines from the ESO MIDAS data reduction package. For details of the data reduction we refer to our previous paper (Scholz et al. (2005)).

The list of nearby star candidates observed in Tautenburg during four runs between February 2006 and February 2007 is presented in Table 1, with an internal CNS designation in column 1, the 2MASS right ascension and declination for equinox J2000.0 in col 2 and 3, respectively, and the epoch of the 2MASS observation in column 4. The annual proper motion and its direction is given in columns 5 and 6. These proper motions were practically all new determinations making use of the available new digitized sky surveys like DSS and 2MASS. All our objects are at northern declinations, therefore epoch differences of up to 50 years and more became available with the USNO A2 positions from the first Palomar Observatory Sky Survey (POSS-I) leading to proper motion errors well below 10 mas/yr. In column 7 the previously known information about spectral characteristics is given, i.e. listed are mostly spectral classes from Luyten’s proper motion surveys. In column 8 visual or photographic (followed by a P) magnitudes are listed. In column 9 and 10 the previously known parallax and its standard error are given, and in column 11 the source code for this parallax. An additional identifier given in the last column should allow easier access to the Simbad data base for further information.

Additional spectra of nine stars with known spectral types from M0 to M6.5 (see Figure 1) were taken to allow a direct comparison of our target spectra. Unfortunately, it turned out only later on that we could not make use of the spectrum taken for the M2 dwarf GJ 38. Therefore a comparison spectrum for M2 dwarfs is missing in our sequence. For the M dwarf stars the spectral type then was estimated by comparing the spectra in question directly with the sequence of comparison spectra. Hereby all spectra were normalized at 7500 Å. Figure 1 shows as an example the spectrum of GJ 1167B compared to the spectra of eight comparison stars. The visual impression allows a rather accurate determination of the spectral type. Yet, it must be taken into account that the calibration of the spectra below 5000 Å and above 8000 Å is less certain.

In addition to the visual estimate an automatic classification method was applied. The difference between the spectrum of the object and every comparison spectrum was calculated and the variance was used as a measure of agreement. The best fit spectral type was then obtained by searching the minimum of the variance as a function of spectral type using a quadratic regression. Generally, the automatic method provided results in good agreement with the visual classification. Nevertheless, we preferred the results of the latter.

3. Object classification and distance estimates

In Table 2 the finally adopted spectral types are given in column 2. For all the M dwarfs, these spectral types were obtained by visual inspection comparing the target spectra with the sequence of comparison spectra. Whereas column 3 lists spectral types obtained by the automatic method described above in section 2. The adopted spectral types in column 2 are extended by the letter “e” if an $H\alpha$ emission line was detected. It is interesting that all emission line M dwarfs were also identified as X-ray sources according to the VizieR Catalogue Service (<http://vizier.u-strasbg.fr/>). The 2MASS magnitude J in column 4 was used to compute the spectroscopic parallaxes listed in column 5 with the recently calibrated spectral type vs. M_J relation for late type dwarf stars given in Table 2 of Scholz et al. (2005).

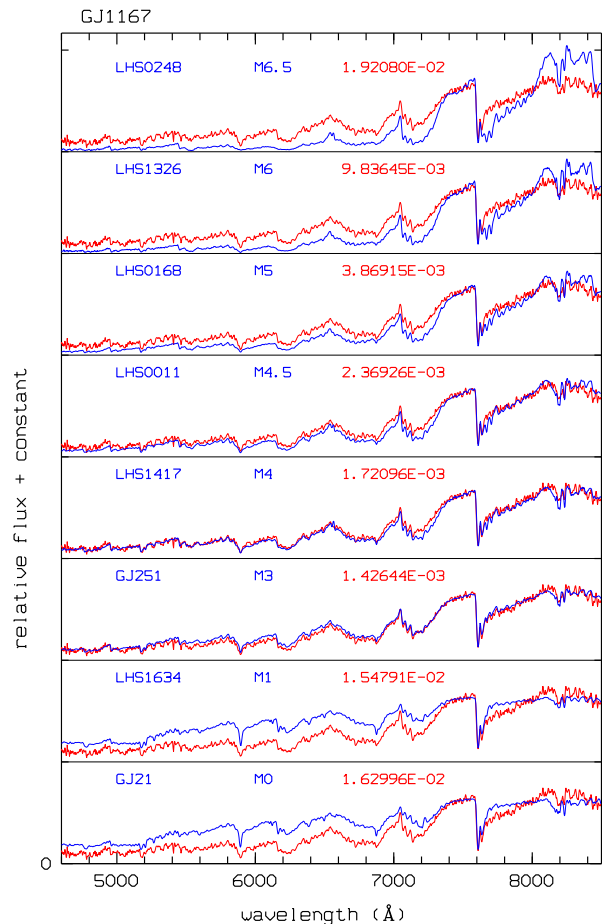


Fig. 1. Spectrum of GJ 1167B in comparison to a sequence of M dwarfs with known spectral types. The numbers give the variance between the target spectrum and a given comparison spectrum. The signal-to-noise of the NASPEC spectra shown here are typical of all our M-type targets.

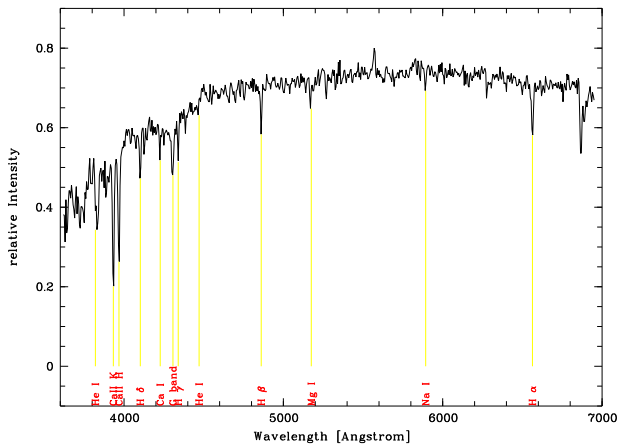
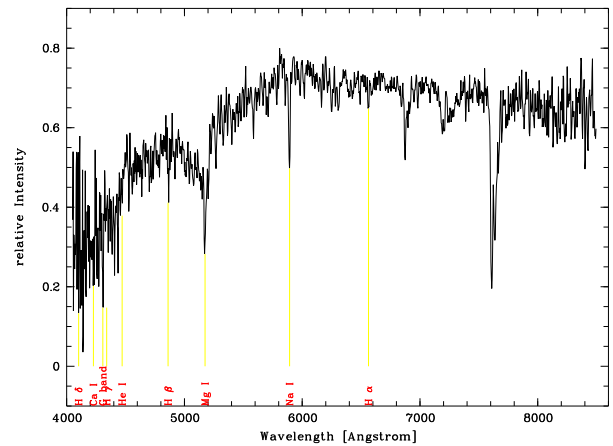
The spectra of the three previously suspected white dwarfs GJ 2091, GJ 2094, and GJ 2098 are shown in Figure 2, 3, and 4, respectively. These are clearly no white dwarf spectra but rather typical for F- to K-type dwarfs although in the case of GJ 2091 we were initially not sure. The NASPEC spectrum of this object (not shown here) was very noisy allowing only the identification of the $H\alpha$ and $H\beta$ lines. But no other, even broad stellar features could be seen. However, the higher-quality CAFOS spectrum (Figure 2) ruled out a white dwarf nature. The signal-to-noise ratio of the NASPEC spectrum of GJ 2094 (Figure 3) is as low as in the poor NASPEC spectrum of GJ 2091, but broad absorption to the blue side of the MgI line (due to MgH) and a strong NaI line are clearly seen in addition to $H\alpha$ and $H\beta$.

For our objects of earlier spectral types ($<M$) we had no comparison objects observed with the same instrument. In order to classify them we searched for similar spectra in the spectral libraries of Torres-Dodgen & Weaver (1993) and Jacoby et al. (1984). Based on the strong NaI and weak $H\alpha$ we classify GJ 2094 as a mid-K dwarf. It could well be a subdwarf since the spectrum looks very similar to that of the high-proper motion star SSSPM J1549–3544 classified as sdK5 by Farihi et al. (2005). In the case of GJ 2098 the NaI line is much weaker compared to $H\alpha$, which is typical for G dwarfs. The strong Balmer

Table 1. Nearby candidates with new proper motions and previously known spectral characteristics and parallaxes

cns	RA	J2000.0	Dec	epoch	μ	Θ	SpT	mag	π	s.e.	source*	other
	h	m	s	'	"	"/yr			mas			
GJ 1167B	13	09	41.96	+29	01	56.9	2000.277	0.292	234.9	m	17.6 P	LDS 1365B
GJ 2091	12	04	56.32	+04	19	56.0	2000.137	0.199	221.9	WD?	15.03	83. 27. a G13-6
GJ 2094	12	37	52.87	+37	30	31.5	1999.247	0.140	208.2	WD?	15.62	60. 20. a GD 266
GJ 2098	13	08	28.67	+40	27	10.7	1999.274	0.263	242.2	WD?	14.00	160. 52. a G 164-46
NN 817	09	53	33.53	+50	45	03.8	1999.860	0.530	272.0	m	12.02	39.8 3.3 h LHS 2205
NN 953	11	22	36.29	+35	46	19.0	1998.189	0.185	7.3	m	14.62	41.3 9.3 p LP 264-44
NN 991	11	47	52.45	+17	42	39.9	1998.025	0.217	130.2	m	14.73	41.2 9.1 p LP 433-54
NN 1047A	12	21	27.05	+30	38	35.7	2000.263	0.331	216.9	m	15.31:	81.7 31.3 p G148-47
NN 1047B	12	21	26.73	+30	38	37.6	2000.263	0.331	216.9	m	15.4 :	81.7 31.3 p G148-48
NN 1073	12	38	36.21	+05	21	38.5	2000.184	0.542	266.8	k-m	15.2 :	38.4 10.8 p LHS 2593
NN 1083	12	43	47.59	+00	03	20.4	1999.063	0.691	224.8	m	14.67	33.0 7.6 p LHS 2616
NN 1169	13	39	15.27	+15	40	59.5	1998.077	0.980	142.3	m	14.16:	34.4 5.0 t LHS 2774
NN 1246A	14	28	21.52	+05	19	01.4	2000.263	0.376	260.6	g-k	12.54	70.4 51.5 p G 65-54
NN 1246B	14	28	17.58	+05	18	45.9	2000.263	0.378	259.3	g-k	13.13	70.4 51.5 p G 65-53
NN 1342B	15	35	25.67	+60	05	07.7	1999.348	0.231	132.9	m	13.46	52.4 .7 h LP 99-392
NN 1356	15	49	36.74	+00	17	48.9	2000.326	0.599	216.9	m	13.20	35.9 10.5 p LHS 3123
NN 1361A	15	50	18.62	+34	37	11.5	1998.255	0.195	222.6	m	13.04:	37.1 8.3 p LP 274-11
NN 1361B	15	50	18.55	+34	37	15.9	1998.255	0.195	222.6	m	16.5 :	37.1 8.3 p LP 274-10
NN 1538B	18	00	45.44	+29	33	56.7	1999.260	0.222	321.2	k	14.5 P	34.6 .7 h LP 333-29
nn 40	08	12	26.57	+43	09	29.0	1998.852	0.558	165.2	k-m	14.26	38.3 8.7 p LHS 1988
nn 44	09	08	50.79	+54	07	18.3	1999.948	0.553	221.4	m	15.04	42.3 9.1 p LHS 2109
nn 51	11	00	35.69	+37	28	50.8	1998.271	0.724	251.8	k-m	15.36	42.9 9.1 p LHS 2340
nn 76	13	32	00.07	+66	36	00.5	1999.263	0.567	300.5	m	14.05	40.6 9.4 p LHS 2748
nn 77	14	07	48.03	+57	11	45.3	1999.123	0.693	285.4	m	14.20	47.1 10.5 p LHS 2864
nn 78	14	16	42.11	+36	00	50.8	2000.186	0.542	146.1	k-m	12.59	33.9 9.2 p LHS 2886
nn 79	14	20	39.46	+46	02	34.2	1998.395	0.645	253.6	m	15.10	45.4 9.6 p LHS 2897
nn 87	15	03	35.01	+84	38	26.7	1999.296	0.578	221.0	m	14.15	33.7 7.6 p LHS 3017
nn 90	16	34	13.72	+54	23	39.8	1999.356	0.569	337.5	k	11.86	33.9 9.1 p LHS 3214

* a: WD by Eggen(1968), p: photometric parallax, h: Hipparcos (ESA 1997) parallax, and t: ground-based trigonometric parallax.

**Fig. 2.** CAFOS B200 spectrum of GJ 2091.**Fig. 3.** NASPEC V200 spectrum of GJ 2094.

lines together with rather weak MgI and NaI lines suggest an even earlier, F-type classification for GJ 2091.

If we assume all three stars GJ 2094, GJ 2098, and GJ 2091 to be on the main sequence and adopt a rough classification as \sim K5, $<$ K0, and $<$ G0, we obtain very large distances of 680 pc, $>$ 410 pc, and $>$ 1100 pc, respectively, by using again the absolute J magnitudes for K5 and K0 stars from Scholz et al. (2005) and an $M_J = 3.4$ for a G0 star (Boccaletti et al. 2003). Consequently, these distances lead to extremely large tangential velocities of 450 km/s, $>$ 500 km/s, and $>$ 1000 km/s, respectively. If all three objects were subdwarfs, their distances and tangential velocities would be reduced by roughly 50% (Scholz et al. 2005). In any

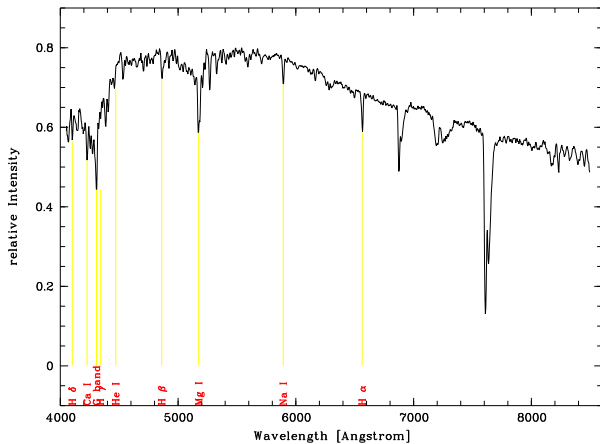
case, all three objects are far beyond the Solar neighbourhood and possess very high velocities typical for the Galactic halo population.

4. Individual objects

In the following some of the most interesting objects are discussed in more detail.

Table 2. New spectral types, 2MASS photometry, and resulting spectroscopic parallaxes

cns	SpT	SpT _c	<i>J</i>	π_{sp}	other
GJ 1167B	M3.5	M3.4	13.733	6.5	LDS 1365B
GJ 2091	<(sd)G0		13.667	<1.8	G13-6
GJ 2094	~(sd)K5		14.406	<2.9	GD 266
GJ 2098	<(sd)K0		12.405	<4.9	G 164-46
NN 817	M1.5	M1.5	8.733	37.8	LHS 2205
NN 953	M4.0	M3.7	10.243	42.2	LP 264-44
NN 991	M3.0	M2.8	10.406	24.7	LP 433-54
NN 1047A	M4.5e	M3.9	9.987	59.2	G148-47
NN 1047B	M5.0e	M6.1	10.057	70.6	G148-48
NN 1073	M4.5	M4.5	10.768	41.3	LHS 2593
NN 1083	M4.0	M3.2	10.420	38.9	LHS 2616
NN 1169	M3.5	M3.4	10.333	31.3	LHS 2774
NN 1246A	M3.5	M3.3	8.724	65.6	G 65-54
NN 1246B	M3.0	M2.4	8.932	48.7	G 65-53
NN 1342B	M4.0e	M3.4	9.270	66.1	LP 99-392
NN 1356	M3.0	M2.6	9.464	38.1	LHS 3123
NN 1361A	M3.0	M2.8	9.414	39.0	LP 274-11
NN 1361B	M4.5e	M4.4	11.025	36.7	LP 274-10
NN 1538B	M2.0	M1.9	9.058	36.8	LP 333-29
nn 40	M3.5	M2.6	9.994	36.6	LHS 1988
nn 44	M4.0	M3.0	10.530	37.0	LHS 2109
nn 51	M4.5	M4.4	10.659	43.5	LHS 2340
nn 76	M3.5	M3.6	9.916	37.9	LHS 2748
nn 77	M4.0	M3.2	9.875	50.0	LHS 2864
nn 78	M2.0	M2.0	9.183	34.8	LHS 2886
nn 79	M4.5	M4.3	10.455	47.8	LHS 2897
nn 87	M4.0	M3.2	10.071	45.7	LHS 3017
nn 90	M0.0	M1.1	8.720	29.0	LHS 3214

**Fig. 4.** NASPEC V200 spectrum of GJ 2098

4.1. GJ 1167B

In his second list of common proper motion pairs W. J. Luyten (1969) published LDS 1365 with a common proper motion of $0.39''/\text{yr}$ in 240° and a large separation of $190''$ in 26° . A spectral class "m" was assigned to both components. In a subsequent publication Luyten (1973) designated the brighter component with LP 322-836 and the fainter one with LP 322-835. The couple was included in the GJ-supplement as GJ 1167A and B on the basis of a photometric parallax of 54 mas for the brighter star LP 322-836. A first trigonometric parallax from Sproul Observatory (Heintz 1994) $\pi = 86 \pm 12.5$ mas moved it even closer to the Sun. This value was recently confirmed by

Smart et al. (2007) who determined the trigonometric parallax of LP 322-836 to $\pi = 83.1 \pm 6.2$ mas.

Sanduleak's (1976) remark (see star No. 224) that he found a much brighter non-M star at Luyten's position for LP 322-835 may have caused Luyten to omit LP 322-835 from his NLTT-catalog, and so it was also excluded from the pCNS3.

New proper motion determinations based on the modern DSS etc. yield $\mu = 0.398''/\text{yr}$ in $239^\circ.1$ for LP 322-836 and $\mu = 0.291''/\text{yr}$ in $234^\circ.8$ for LP 322-835, and first doubts about a physical connection appeared. Now our spectral type M3 for LP 322-835 allowed a first direct distance determination for component B to 190 pc. This is in close agreement with a distance of 175 pc which we derived simultaneously from Sloan colours *i-z* applying the calibration given in Hawley et al. (2002). In other words LDS 1365 does not form a common proper motion pair. LP 322-836 – henceforth GJ 1167 – is a nearby slow moving young M4 dwarf showing X-ray emission. On the other hand the formerly supposed common proper motion companion LP 322-835 is a far away M3 dwarf with a rather high (~ 250 km/s) tangential velocity.

4.2. GJ 2091

In an investigation of faint blue stars Eggen (1968) suspected this high-proper motion star to be a white dwarf. On the basis of his *UBV* photometry he deduced a parallax of 83 mas in applying an *U-V*, M_V relation. With this information G 13-6 was included in Table 2 (Suspected Nearby Stars) of the GJ-supplement Gliese and Jahreiß (1979). Since then not any notice was taken of this object in the literature. This applies also to the two stars GJ 2094 and GJ 2098, with a similar history.

The NASPEC spectrum of GJ 2091 was obtained under poor weather conditions, and led us to a preliminary classification of this object as a cool DA white dwarf with a clear indication of $H\alpha$ and $H\beta$ absorption lines and no further significant features. In this case GJ 2091 would have a distance close to 10 parsec.

Yet, for a definitive decision a better spectrum was required, and we applied for DDT service observation with CAFOS at the 2.2m telescope at Calar Alto. Such an observation was successfully carried out on April 23, 2007. The analysis of this spectrum (Figure 2) shows clearly that GJ 2091 is not a white dwarf but rather a F-G dwarf star so that it can definitively be excluded from the CNS. Nevertheless we determined a radial velocity for this object, based on measurements of the four Balmer lines $H\alpha, \dots, H\delta$ with respect to the spectrum of the standard star, Feige 66, observed during the same night. The radial velocity turned out to be with $+266 \pm 25$ km/s rather large, i.e. GJ 2091 is really a fast moving high velocity star, probably a member of the Galactic halo. The available *UBV* photometry of GJ 2091 points at a low metallicity $[\text{Fe}/\text{H}] = -2.4$ according to Carney (1979), which is also an indication of a membership in the Galactic halo.

4.3. LHS 2205 = NN 817

With a Hipparcos parallax of 39.75 ± 3.27 mas LHS 2205 is just very close to the search limit of CNS. It was missed by former spectroscopic surveys due to its slightly smaller photometric parallax of 38 mas, the reason that it was excluded from the pCNS3. Its new spectral type M1.5 yields a spectroscopic parallax of 38 mas in full agreement with the photometric value and the trigonometric parallax measured by Hipparcos.

4.4. LP 433-54 = NN 991

Optical photometry yields a distance of 24 pc, whereas infrared photometry as well as the new M3.0 spectral type predict a considerably larger distance up to 40 pc.

4.5. G 148-47/48 = NN 1047AB

A first distance of 14 pc for this close pair (separation $4.5''$) was determined by Pesch and Dahn (1982) calling it Sanduleak 57+58. The authors used for their estimate *VI* photometry $V = 14.51$, $V - I = 3.40$ where the $V - I$ was measured in the Kron-Mayall system. Transforming this value to the Kron-Cousins system according to Leggett (1992) yields only a minor change to $V - I = 3.39$. Fleming (1998) published an independent distance estimate of 11.2 pc from his slightly different *VI* photometry (in the Kron-Cousins system) $V = 14.709$, $V - I = 3.465$ without being aware that it is a close pair. The latter was recently discussed by Reid et al. (2004), who obtained a revised distance estimate for the system of ~ 12.5 pc.

Averaging our independent spectroscopic distance estimates for the two components we obtain a mean distance of 17 pc for the system. This is close to a corrected value of 15.8 pc which one gets from the original estimate of Fleming (1998) assuming a system of almost equal brightness components, which is supported by several observers.

4.6. G 65-54/53 = NN 1246AB

This common proper motion pair separated by 61 arcsec had up to now only *UBV*-photometry with $B - V > 1.50$ for both components. Because a value of $B - V \geq 1.30$ doesn't allow a reasonable distance estimate this couple was excluded from the pCNS3. Now with the new spectral types and 2MASS photometry a distance of 17.5 pc seems to be indicated.

4.7. LP 99-392 = NN 1342B

LP 99-392 is the fainter common proper motion companion (separation $43''$) to HD 139 477. Here we had the curious case that a *VRI*-photometric parallax of 55 mas was available for the fainter component, whereas for the brighter component only the HD-type K5 was known. Therefore the pair wasn't included in the pCNS3 though it was already then taken into consideration.

Only in 1997 Hipparcos determined a distance of 19 pc for HD 139 477, and almost simultaneously a MK spectral type of K3 V was published for it (Loth and Bidelman 1998). The combination of photometric and spectroscopic parallaxes yields a distance of 18 pc for LP 99-392, and also its proper motion of $\mu = 0.231''/\text{yr}$ in $132^\circ 9$ is in good agreement with the Hipparcos value $\mu = 0.2370''/\text{yr}$ in $133^\circ 4$ for HD 139 477. In other words the physical connection of this common proper motion pair is now well established.

4.8. LP 333-29 = NN 1538B

Already the newly determined proper motion $\mu = 0.222''/\text{yr}$ in $321^\circ 8$ for LP 333-29 allowed little doubts about the physical connection to the G2 V primary HD 164595 about $88''$ away having a Hipparcos proper motion of $\mu = 0.2224''/\text{yr}$ in $321^\circ 2$. Now our spectral type of M2.0 provides a direct distance estimate for LP 333-29 to 27.2 pc, which is in almost perfect agreement with the Hipparcos parallax of 34.57 mas for the primary, and

the metallicity $[Fe/H] = -0.07$ determined for the primary in Bonfils et al. (2005) applies also to the M2 dwarf LP 333-39.

4.9. LHS 1988 = nn 44

VRI photometry provides consistently a parallax of 42 mas. Whereas $V - K_s$ with 38 mas and the new spectral type M4.0 with 37 mas yield slightly smaller values.

5. Conclusions

With the spectroscopic distances determined in this paper, we were able to solve several doubtful distance estimates for nearby star candidates. Among these it turned out that Eggen's white dwarf suspects contained in the GJ-supplement are all far away F-K dwarf stars. From their extremely large tangential velocities we suspect them to be in fact subdwarfs. With this classification they would still have large velocities typical for Galactic halo stars. Our measured radial velocity for the star with the largest tangential velocity, GJ 2091, confirms this assumption.

All other stars in our sample were classified as M dwarfs. According to our new distance estimates all but one of these 25 stars lie within 40 pc, including 11 objects falling within the 25 pc horizon of the CNS.

We could further proof that Luyten's common proper motion pair LDS 1365 consists in reality of two M dwarf stars with similar proper motions but completely different distances and space velocities.

On the other hand our spectroscopy in combination with 2MASS colours provided a first reliable distance estimate for the common proper motion pair G 65-54/53, which is probably within 20 pc.

Acknowledgments

We thank the Calar Alto Observatory for allocation of director's discretionary time to this programme. We acknowledge the use of the Simbad database, the Vizier Catalogue Service operated at the CDS, and the use of the 2MASS All-Sky Survey.

References

- Boccaletti, A., Chauvin, G., Lagrange, A.-M., Marchis, F. 2003, A&A 410, 283
- Bonfils, X., Delfosse, X., Udry, S. et al. 2005, A&A 442, 635
- Carney, B. W. 1979, ApJ 233, 211
- Eggen, O. J. 1969, ApJS 16, 97
- ESA, 1997, The Hipparcos and Tycho Catalogues, ESA SP-1200
- Farihi, J., Wood, P. R., Stalder, B. 2005, ApJ 627, L41
- Fleming, Th. A. 1998, ApJ 504, 461
- Gliese, W., Jahreiß, H. 1979, A&AS 38, 423
- Gliese, W., Jahreiß, H., 1991, Preliminary Version of the Third Catalogue of Nearby Stars, on ADS CD-ROM Vol. 1
- Hawley, S. L., Covey, K. R., Knapp, G. R., et al. 2002, AJ 123, 3409
- Heintz, W. D., 1994, AJ 108, 2338
- Jacoby, G. H., Hunter, D. A., Christian, C. A. 1984, ApJSS 56, 257
- Leggett, S.K. 1992, ApJS 82, 351
- Lot, A. L., Bidelman, W. P. 1998, PASP 110, 268
- Luyten, W. J., 1969, Proper motion survey with the 48-inch Schmidt telescope, Vol. XXI, Univ. of Minnesota, Minneapolis
- Luyten, W. J., 1973, Proper motion survey with the 48-inch Schmidt telescope, Vol. XXXV, Univ. of Minnesota, Minneapolis
- Pesch, P., Dahn, C. 1982, AJ 87, 122
- Reid, I. N., Cruz, K. L., Allen, P., et al. 2004, AJ 128, 463
- Sanduleak, N. 1976, AJ 81, 350
- Scholz, R.-D., Meusinger, H., Jahreiß, H. 2005, A&A 442, 211
- Smart, R. L., Lattanzi, M. G., Jahreiß, H. et al. 2007, A&A 464, 787
- Torres-Dodgen, A. V., & Weaver, W. B. 1993, PASP 105, 693