





Digitized by the Internet Archive  
in 2008 with funding from  
Microsoft Corporation









291

ILLUSTRATIONS  
OF  
TYPICAL SPECIMENS  
OF  
LEPIDOPTERA HETEROCERA  
IN  
THE COLLECTION  
OF  
THE BRITISH MUSEUM.

PART VIII.—THE LEPIDOPTERA HETEROCERA OF THE  
NILGIRI DISTRICT.

By GEORGE FRANCIS HAMPSON.

LONDON:

PRINTED BY ORDER OF THE TRUSTEES.

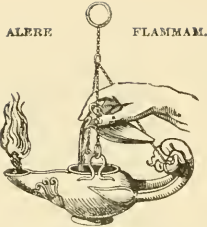
SOLD BY

LONGMANS & Co., 39 PATERNOSTER ROW; B. QUARITCH, 15 PICCADILLY;  
REGAN PAUL, TRÜBNER, TRENCH, & Co., 57 LUDGATE HILL;

AND AT THE

BRITISH MUSEUM (NATURAL HISTORY), CROMWELL ROAD, S.W.

1891.



PRINTED BY TAYLOR AND FRANCIS,  
RED LION COURT, FLEET STREET.

17026  
22/10/91  
6



QL  
543  
B87  
pt. 8



## P R E F A C E.

---

THE present part of the 'Illustrations' is a faunistic monograph, containing a systematic list of all the Lepidoptera Heterocera hitherto recorded from the Nilgiri district of S. India, and descriptions and figures of the numerous new species in the collection in the British Museum. It has been prepared by Mr. G. F. Hampson, who has kindly supplied me with the following particulars as regards the physical features of this district :—

“The Nilgiri district consists of a wedge-shaped spur of mountains, with a base of 30 miles, and an extreme length of 60 miles, running out from the Western Ghâts and forming the commencement of the Eastern Ghâts. The plains at the foot of the hills have an average temperature of some 80° F., whilst the plateau, with a mean temperature of but little over 60° F., is subject to sharp frosts in December and January; its elevation is from 6000 to 7000 feet, peaks running up to nearly 9000 feet: from the plateau precipitous slopes descend on the west to the plains of Malabar, but little above sea-level; on the south to the Palghât Gap, 1000 feet; and on the north to the Mysore plateau, 3000 feet. The western slopes forming part of the face of the Ghâts get a rainfall of 300 inches, while on the lower slopes at the eastern end the rainfall does not exceed 30 inches, so that the most diverse conditions obtain; consequently, while the Western slopes have a tropical Ceylonese fauna, the Eastern have that characteristic of the arid plains of India; whilst on the plateau many outlying members of the Palearctic fauna occur.”

The materials on which this Monograph has been based are as follows :—1. A collection of about 1000 species made by the Author in various parts of the district during the year 1888 and now transferred to the British Museum; to each specimen of this collection the

exact locality and date of capture were affixed. 2. A collection of about 700 species made on the southern slopes by Mr. Alfred Lindsay during the last fifteen years, of which a selection has been retained for the British Museum. 3. The numerous species of Nilgiri Moths in Col. C. Swinhoe's Collection ; supplemented by a few species from Mr. F. Moore's and the old British Museum Collections.

References and synonymy are only given when they in any way differ from those in Cotes and Swinhoe's 'Catalogue of the Moths of India,' and the arrangement of that work has been followed, except in the Pyrales, in which the order of the genera is that adopted in the British Museum. Mr. Warren, who has recently arranged this part of the Museum Collection, has kindly placed his Manuscript Notes on the synonymy, so far as they affect Nilgiri species, at my disposal.

Our best thanks are due to Mr. Hampson for the care and time which he has devoted to the preparation of this part ; to Mr. Moore and Col. Swinhoe, who have given to him much assistance during the progress of the work ; and to Prof. Westwood, who has allowed him free access to the Hope Collection in the Oxford Museum.

ALBERT GÜNTHER,  
*Keeper of the Department of Zoology.*

ILLUSTRATIONS  
OF  
TYPE SPECIMENS  
OF  
LEPIDOPTERA HETEROCERA.

---

SYSTEMATIC LIST

OF  
SPECIES COLLECTED BY Mr. G. F. HAMPSON  
IN, OR RECORDED FROM, THE NILGIRI DISTRICT OF SOUTHERN INDIA.

---

SPHINGIDÆ.

MACROGLOSSINÆ.

1. *Hemaris hylas*, *Linn.*  
N. slopes, 3500 feet. May.
2. *Hemaris cunninghami*, *Walk.*  
*Hemaris hylas* (part.), Cotes & Swinh. M. I. p. 2.  
S. slopes, 3000-6000 feet. Apr.\*
3. *Rhopalopsyche bifasciata*, *Bull.*  
The plateau, 6000-7000 feet. Jan., Feb., June.
4. *Macroglossa insipida*, *Bull.*  
The plateau, 6000 feet.
5. *Macroglossa afflictitia*, *Bull.*  
The plateau and slopes, 3000-7000 feet. May-Aug.
6. *Macroglossa vialis*, *Bull.*  
The plateau, 6000 feet.
7. *Macroglossa gyrans*, *Walk.*  
The plateau, 6000 feet. Aug.
8. *Macroglossa fervens*, *Bull.*  
The slopes, 3000-4000 feet. March-Aug.
9. *Macroglossa belis*, *Cram.*  
The plateau and slopes, 3000-7000 feet. May.
10. *Macroglossa taxicolor*, *Moore.*  
The plateau, 6000 feet. Aug.
11. *Macroglossa sitiene*, *Boisd.*  
The plateau, 6000 feet.
12. *Macroglossa gilia*, *Herr.-Schäff.*  
The plateau, 6000-8000 feet. May-Aug.
13. *Macroglossa imperator*, *Feld.*  
The plateau, 6000 feet.
14. *Macroglossa rectifascia*, *Feld.*  
The plateau, 6000 feet. Apr.-Aug.

CHÆROCAMPINÆ.

15. *Panacra vigil*, *Guér.*  
The plateau, 6000 feet. Aug.
16. *Panacra testacea*, *Walk.*  
The plateau, 6000 feet.
17. *Chærocampa alecto*, *Linn.*  
S. slopes, 3000 feet.
18. *Chærocampa elegans*, *Bull.*  
W. slopes, 300 feet. Sept.

---

\* This species has the fourth segment of abdomen red and the anal segments green, while *H. hylas* has the third and fourth segments red and anal segments yellow, and the markings of underside of abdomen different.

19. *Chærocampa theylia*, *Linn.*  
*Chærocampa rafflesii*, *Butl.* (var.), *C. & Sw. M. I. p. 15.*  
 The plateau and slopes, 1000-8000 feet. Jan.-Dec.
20. *Chærocampa celerio*, *Linn.*  
 The plateau, 6000-7000 feet. March-Aug.
21. *Chærocampa oldenlandiæ*, *Fabr.*  
 The plateau, 6700 feet. Oct.
22. *Chærocampa clotho*, *Drury.*  
 The plateau and slopes, 3000-6000 feet.
23. *Chærocampa gonograpta*, *Bull.*  
 The plateau and slopes, 3000-7000 feet. March.
24. *Chærocampa nessus*, *Drury.*  
 The plateau, 6000 feet.
25. *Daphnis nerii*, *Linn.*  
 The plateau, 6000 feet.
26. *Daphnis hypothoüs*, *Cram.*  
 The plateau, 6700 feet. July.

## SMERINTHINÆ.

27. *Leucophebia rosacea*, *Bull.*  
 W. slopes, 3000 feet. Sept.

## ACHERONTINÆ.

28. *Acherontia styx*, *Westw.*  
 The plateau, 6000 feet.
29. *Acherontia morta*, *Hüb.*  
 The plateau, 6000 feet.

## SPHINGINÆ.

30. *Protoparce orientalis*, *Bull.*  
 The plateau and slopes, 3000-7000 feet. Jan.-Dec.
31. *Diludia discistriga*, *Walk.*  
 S. slopes, 3000 feet.
32. *Diludia vates*, *Bull.*
33. *Nephele hespera*, *Fabr.*  
 The plateau and slopes, 3000-7000 feet. Jan.-Dec.
34. *Calymnia panopus*, *Cram.*

## BOMBYCES.

## ÆGERIIDÆ.

35. *Melititia dorsatiformis*, *Hmps.* p. 43, Pl. CXXXIX.  
 f. 21.  
 N. slopes, 3500 feet. May.

## ZYGÆNIDÆ.

36. *Syntomis approximata*, *Walk.*  
*Syntomis approximata*, *Walk. L. H. B.M. xxxi. p. 79.*  
 N. slopes, 3500 feet. May.
37. *Syntomis aperiens*, *Walk.*  
 S. slopes, 3000 feet; N. slopes, 3500 feet. Mar., June.
- 37 a. *Syntomis lydia*, *Swinh.*  
*Syntomis lydia*, *Swinh. Trans. Ent. Soc. Lond. 1891,*  
 ined.  
 The plateau, 6700 feet.
38. *Syntomis artina*, *Bull.*  
 S. slopes, 3000 feet.
39. *Syntomis gelatina*, *Hmps.* p. 43, Pl. CXXXIX.  
 f. 1.  
 The plateau, 6000-7000 feet. June-Aug.
40. *Syntomis godartii*, *Boisd.*  
 The plateau, 6700 feet. July.
41. *Syntomis cyssea*, *Cram.*  
 S. slopes, 3000 feet.
42. *Syntomis cupreipennis*, *Bull.*  
 S. slopes, 3000 feet.
43. *Syntomis libera*, *Walk.*  
 S. slopes, 3000 feet.
- 43 a. *Syntomis mota*, *Swinh.*  
*Syntomis mota*, *Swinh. Trans. Ent. Soc. Lond. 1891,*  
 ined.  
 N. slopes, 3500 feet.
44. *Syntomis cysseoides*, *Bull.*
45. *Syntomis georgina*, *Bull.*  
 The slopes, 3000 feet. July, August.
46. *Syntomis extensa*, *Walk.* Pl. CXLIII. f. 14.  
 The plateau, 6000-7000 feet. Mar.-Sept.
47. *Eressa confinis*, *Walk.*  
 S. slopes, 3000 feet.

48. *Debos iratus*, *Swinh.*  
W. slopes, 3000 feet. Sept.
49. *Tricholepis erubescens*, *Hmps.* p. 44, Pl. CXXXIX.  
f. 3, 12.  
The plateau, 6700 feet. May-Sept.
50. *Thyrassia aurodisca*, *Hmps.* p. 44, Pl. CXXXIX.  
f. 10.  
W. slopes, 2500 feet. Sept.
51. *Euchromia polymena*, *Linn.*  
The plateau, 6700 feet. Apr.
52. *Brachartona purpurascens*, *Hmps.* p. 44,  
Pl. CXXXIX. f. 4.  
S. slopes, 2500 feet. Aug.

## AGARISTIDÆ.

53. *Eusemia adulatrix*, *Koll.*  
*Eusemia bellatrix*, Westv. Cotes & Swinh. M. I. p. 57.  
The slopes, 3000-4000 feet. Apr.-July.
54. *Eusemia afflicta*, *Bull.*  
The slopes, 3000-4000 feet.
55. *Eusemia contracta*, *Bull.*  
The slopes, 3000-4000 feet. Apr.  
The above three forms are, I believe, varieties of one species.
56. *Eusemia latimargo*, *Hmps.* p. 45, Pl. CXXXIX.  
f. 24.  
W. slopes, 1000-3000 feet. Sept.
57. *Ægocera bimacula*, *Walk.*  
N. slopes, 3500 feet. May.
58. *Ægocera venulia*, *Cram.*  
S. slopes, 3000 feet.

## CHALCOSIIDÆ.

59. *Heterusia virescens*, *Bull.*  
The plateau, 6000 feet. Aug. W. slopes, 3000 feet.  
Sept.
60. *Pintia latipennis*, *Hmps.* p. 45, Pl. CXXXIX. f. 22.  
W. slopes, 3000 feet. Sept.
61. *Gynantocera nilgira*, *Moore.*  
*Hestia nilgira*, Cotes & Swinh. M. I. p. 69.  
The slopes, 2000-3000 feet. May-Sept.

62. *Chalcosia affinis*, *Guér.*  
The plateau, 6000 feet. May-Aug.
63. *Epyrgis australinda*, *Hmps.* p. 45, Pl. CXXXIX.  
f. 23.  
W. slopes, 1000-3000 feet. Sept.
64. *Thymara caudata*, *Moore.*  
The slopes, 3000-4000 feet. Sept.

## NYCTEMERIDÆ.

65. *Nyctemera lactinia*, *Cram.*  
The slopes, 3000-4000 feet. Apr., Sept.
66. *Trypheromera plagifera*, *Walk.*  
The slopes, 3000-4000 feet. Jan.-Dec.
67. *Leptosoma latistriga*, *Walk.*  
W. slopes, 3000 feet. Sept.
68. *Secusio parvipuncta*, *Hmps.* p. 46, Pl. CXXXIX.  
f. 6.  
S. slopes, 3000 feet. From Mr. Lindsay's collection.
69. *Curoba sangarida*, *Cram.*  
*Alope sangarida*, Cotes & Swinh. M. I. p. 123.  
The slopes, 3000-5000 feet. Jan., Aug.

## NYCTEOLIDÆ.

70. *Earias sulphuraria*, *Moore.*  
*Earias sulphuraria*, Cotes & Swinh. M. I. p. 731.  
The slopes, 3000-4000 feet. June-Sept.
71. *Earias chromataria*, *Walk.*  
*Earias fervida*, Walk. L. H. B.M. xxxv. p. 1772.  
S. slopes, 3000 feet.
72. *Earias annulifera*, *Walk.*  
*Earias annulifera*, Walk. L. H. B.M. xxxv. p. 1774.  
S. slopes, 3000 feet.
73. *Earias luteolaria*, *Hmps.* p. 46, Pl. CXXXIX.  
f. 16.  
N. slopes, 3500 feet. June.
74. *Earias frondosana*, *Walk.*  
*Earias frondosana*, Walk. L. H. B.M. xxvii. p. 204.  
*Earias frondosana*, Butl. Ill. Typ. L. H. vii. p. 7.  
S. slopes, 3000 feet.
75. *Paracrama dulcissima*, *Walk.*  
*Paracrama dulcissima*, Cotes & Swinh. M. I. p. 297.  
The plateau and slopes, 3000-7000 feet. June-Sept.

76. *Paracrama rectomarginata*, p. 46, Pl. CXXXIX.  
f. 7.  
N. slopes, 3500 feet. June.
- LITHOSIIDÆ.
- HYPSINÆ.
77. *Neochera dominia*, *Cram.*  
*Phalæna chione*, Fabr. Spec. Ins. ii. p. 213 (1781).  
The plateau, 7000 feet. Apr.
78. *Neochera marmorea*, *Walk.*  
S. slopes, 1000 feet.
79. *Hypsa canaraica*, *Moore.*  
S. slopes, 3000 feet. Aug.
80. *Hypsa persecta*, *Butl.*  
*Hypsa lacteata*, *Butl.*, *Cotes & Swinh. M. I. p. 88.*  
S. slopes, 3000 feet. Aug.
81. *Damalis alciphron*, *Cram.*  
S. slopes, 3000 feet.
82. *Damalis concana*, *Moore.*  
S. slopes, 3000 feet.
83. *Damalis producta*, *Butl.*  
The slopes, 3000-4000 feet. Jan., Apr.
84. *Damalis sericea*, *Moore.*  
S. slopes, 3000 feet.
85. *Migoplastis hamptoni*, *Swinh.*  
*Migoplastis hamptoni*, *Swinh. P. Z. S. 1889, p. 402.*  
The plateau, 6000-7000 feet. Apr.-Aug.
86. *Digama marchalii*, *Guér.*  
*Digama marchalii*, var. *intermedia*, *Hmps. p. 47.*  
*Digama figurata*, *Moore (var.).*  
N. slopes, 3500 feet. *D. marchalii*, Jan. Var. *inter-*  
*media*, May, June. Var. *figurata*, June.
87. *Digama hearseyana*, *Moore.*  
N. slopes, 3500 feet. Jan., Feb.
88. *Digama insulana*, *Feld.*  
The slopes, 3000-4000 feet. Feb.
- LITHOSIINÆ.
89. *Eligma narcissus*, *Cram.*  
The slopes, 3000-6000 feet. Jan.
90. *Ænista entella*, *Cram.*  
S. slopes, 3000 feet.
91. *Katha brevipennis*, *Walk.* p. 47, Pl. CXXXIX.  
ff. 2, 11.  
S. slopes, 3000 feet.
92. *Katha intermixta*, *Walk.*  
S. slopes, 3000 feet. Apr.
93. *Dolgoma angulifera*, *Feld.*  
The plateau and slopes, 3000-7000 feet. Jan., Aug.
94. *Notata parva*, *Hmps. p. 48, Pl. CXXXIX. f. 5.*  
The plateau, 6700 feet. Feb.
95. *Cossa inducta*, *Walk.* Pl. CXLIII. ff. 1, 15.  
*Cossa basigera*, *Walk. ♀. Cotes & Swinh. M. I. p. 99.*  
The plateau, 6700 feet. Feb., May.
96. *Cossa ruma*, *Swinh.* Pl. CXLIII. f. 8.  
*Cossa ruma*, *Swinh. P. Z. S. 1889, p. 403.*  
The plateau, 6000-6700 feet. Sept., Oct.
97. *Teulisma tetragona*, *Walk.*  
*Teulisma tenuisigna*, *Moore, Cotes & Swinh. M. I. p. 100.*  
W. slopes, 3000 feet. Sept.
98. *Macotasa tortricoides*, *Walk.* Pl. CXLIII. f. 16.  
*Lithosia tortricoides*, *Walk. Journ. Linn. Soc. vi. p. 107.*  
*Lithosia tortricoides*, *Walk. L. H. B.M. xxxi. p. 228.*  
*Teulisma tortricoides*, *Butl. Trans. Ent. Soc. 1877,*  
p. 355.  
S. slopes, 3000 feet. Aug.
99. *Nola angulata*, *Moore.*  
*Roeselia angulata*, *Moore, Cotes & Swinh. M. I. p. 732.*  
*Lebena angulata*, *Butl. Ill. Typ. L. H. vii. pp. 4, 34,*  
pl. cxxii. f. 14.  
*Roeselia fraternata*, *Moore, Cotes & Swinh. M. I. p. 732.*  
The plateau, 6000 feet.
100. *Nola pascua*, *Swinh.*  
*Roeselia pascua*, *Cotes & Swinh. M. I. p. 104.*  
S. & W. slopes, 3000 feet. Apr., Sept.
101. *Nola major*, *Hmps. p. 48, Pl. CXXXIX. t. 13.*  
W. slopes, 3000 feet. Sept.
102. *Nola minuta*, *Hmps. p. 48, Pl. CXXXIX. f. 14.*  
The plateau, 6700 feet. Jan.
- 102 a. *Nola culaca*, *Swinh.*  
*Roeselia culaca*, *Swinh. Trans. Ent. Soc. Lond. 1891,*  
ined.  
S. slopes, 3000 feet.

103. *Nola nigrifascia*, *Hmps.* p. 48, Pl. CXXXIX. f. 15.  
W. slopes, 3000 feet. From Mr. Lindsay's collection.
104. *Padenia basipuncta*, *Hmps.* p. 49, Pl. CXXXIX.  
f. 8.  
W. slopes, 3000 feet. Sept.
105. *Padenia transversa*, *Walk.*  
W. slopes, 3000 feet. Sept.
106. *Nepita anila*, *Moore.*
107. *Nepita ochracea*, *Butl.*
108. *Nepita conferta*, *Walk.*  
S. & W. slopes, 3000-4000 feet. Aug., Sept.
109. *Bizone peregrina*, *Walk.*  
The slopes, 3000-4000 feet. Sept.
110. *Bizone puella*, *Drury.*  
N. slopes, 3500 feet. Jan.
111. *Lyclene curvifascia*, *Hmps.* p. 49, Pl. CXXXIX.  
f. 17.  
N. slopes, 3500 feet. July.
112. *Lyclene suffusa*, *Hmps.* p. 49, Pl. CXXXIX. f. 18.  
W. slopes, 3000 feet. Sept.
113. *Lyclene rubricosa*, *Moore.*  
*Barsine rubricosa*, Cotes & Swinh. M. I. p. 112.  
The plateau, 6000-7000 feet.
114. *Lyclene fuscalis*, *Hmps.* p. 50, Pl. CXXXIX. f. 9.  
The plateau, 6700 feet. May, July.
115. *Lyclene rosea*, *Hmps.* p. 50, Pl. CXXXIX. f. 19.  
W. slopes, 300-3000 feet. Sept. S. slopes, 3000 feet.
116. *Lyclene aurora*, *Hmps.* p. 50, Pl. CXXXIX. f. 20.  
S. slopes, 3000 feet. Apr.
117. *Lyclene ochracea*, *Hmps.* p. 51, Pl. CXXXIX. f. 20.  
The plateau, 6700 feet. March, May, June.
- 117 a. *Lyclene chromatica*, *Swinh.*  
*Barsine chromatica*, Swinh. Trans. Ent. Soc. Lond.  
1891, ined.  
S. slopes, 3000 feet.
118. *Lyclene obliqua*, *Hmps.* p. 51, Pl. CXXXIX. f. 25.  
The plateau, 6000 feet. June.
119. *Lyclene dasara*, *Moore.*  
*Setina dasara*, Horsf. & Moore, Lep. E.I.C. ii. p. 303.  
The plateau, 6000 feet. Apr.
120. *Lyclene semifascia*, *Walk.*  
*Nepita semifascia*, Cotes & Swinh. M. I. p. 105.  
The slopes, 3000-4000 feet. Jan., Sept.
121. *Barsine gratiosa*, *Guér.*  
The plateau and slopes, 3000-7000 feet. June, Aug.
122. *Æmene guttulosa*, *Walk.*  
N. slopes, 3500 feet; S. slopes, 3000 feet. Jan.
123. *Æmene sordida*, *Butl.*  
N. slopes, 3500 feet.
124. *Æmene taprobanis*, *Walk.*  
N. slopes, 3500 feet; S. slopes, 3000 feet.
125. *Æmene nilgirica*, *Hmps.* p. 51, Pl. CXL. f. 1.  
The plateau, 6700 feet. March, July.
126. *Æmene cinereicolor*, *Hmps.* p. 51, Pl. CXL. f. 8.  
N. slopes, 3500 feet. Jan.
127. *Æmene quinquefascia*, *Hmps.* p. 52, Pl. CXL.  
f. 15.  
The plateau, 7000 feet.
128. *Paidia fumipennis*, *Hmps.* p. 52, Pl. CXL. f. 7.  
The plateau, 6700 feet. Mar., June.
129. *Diduga fulvicosta*, *Hmps.* p. 52, Pl. CXL. f. 16.  
The plateau, 6700 feet; Anamalai Hills, 4300 feet.  
Feb.
130. *Diduga albicosta*, *Hmps.* p. 53, Pl. CXL. f. 17.  
The plateau, 6700 feet. Feb.
131. *Costarcha indistincta*, *Hmps.* p. 53, Pl. CXL. f. 22.  
The plateau, 6700 feet. Mar.
132. *Schistophleps bipuncta*, *Hmps.* p. 54, Pl. CXL.  
f. 23.  
The plateau and slopes, 3500-7000 feet. Jan., Feb.,  
Aug.
133. *Deiopeia pulchella*, *Linn.*  
The plateau and slopes, 3000-7000 feet. Dec.-May.
134. *Argina argus*, *Koll.*  
The slopes, 3000-4000 feet. June.
135. *Argina syringa*, *Cram.*  
The plateau and slopes, 2000-7000 feet. Jan.-Dec.
136. *Argina dulcis*, *Walk.*  
The slopes, 3000-4000 feet.

137. *Argina cribraria*, *Clerck*.  
*Argina astrea*, Drury, Cotes & Swinh. M. I. p. 117.  
*Argina guttata*, Ramb., Cotes & Swinh. M. I. p. 118.  
*Argina pilotis*, Fabr., Cotes & Swinh. M. I. p. 118.  
*Argina notata*, Butl., Cotes & Swinh. M. I. p. 118.  
 The slopes, 2000–4000 feet. Jan., Feb.
- ARCTIID.E.
138. *Phissama transiens*, *Walk.*  
*Phissama vacillans*, Walk. (var.), Cotes & Swinh. M.  
 I. p. 120.  
 S. & W. slopes, 3000 feet. Apr., Aug., Sept.
139. *Rhodogastria rhodopa*, *Walk.*  
 S. slopes, 3000 feet.
140. *Thygorina indica*, *Guér.*  
*Spilarctia indica*, Cotes & Swinh. M. I. p. 130.  
 S. slopes, 3000 feet. Apr., Aug.
141. *Thygorina subjecta*, *Walk.*  
*Echlida subjecta*, Cotes & Swinh. M. I. p. 161.  
 The plateau, 6000 feet.
142. *Tinoleus eburneigutta*, *Walk.*  
 N. & S. slopes, 3000–4000 feet. May.
143. *Pangora rubelliana*, *Swinh.* Pl. CXLIII. f. 18.  
*Pangora rubelliana*, Swinh. P. Z. S. 1889, p. 403.  
 W. slopes, 300 feet. Sept.
144. *Pangora erosa*, *Walk.*  
 S. slopes, 3500 feet.
145. *Alope ricini*, *Fabr.*  
 The slopes, 3000–4000 feet. Apr.–Sept.
146. *Phragmatobia ? fumipennis*, *Hmps.* p. 54,  
 Pl. CXL. f. 24.  
 W. slopes, 3000 feet. Sept.
147. *Creatonotos interrupta*, *Linn.*  
 W. slopes, 3000 feet. Sept.
148. *Rajendra biguttata*, *Walk.*  
*Rajendra lativitta*, Moore, Cotes & Swinh. M. I. p. 124.  
 W. slopes, 3000 feet. Sept.
149. *Rajendra dentata*, *Walk.*  
*Aloa dentata*, Walk. L. H. B. M. iii. p. 708.  
*Rajendra khandalla*, Moore, Cotes & Swinh. M. I.  
 p. 124.  
 W. slopes, 3000 feet. Sept.
150. *Rajendra vittata*, *Moore.*  
 The plateau, 6000–8000 feet. May–Oct.
151. *Aloa lactinea*, *Cram.*  
 S. slopes, 3000 feet.
152. *Aloa ccllaris*, *Hmps.* p. 54, Pl. CXL. f. 18.  
 W. slopes, 3000 feet. Sept.
153. *Spilarctia montana*, *Guér.*  
*Phragmatobia montana*, Cotes & Swinh. M. I. p. 123.  
 The plateau, 6700 feet. Jan., May.
154. *Spilarctia todara*, *Moore.*  
*Spilarctia casigneta* (Nilgiris), Cotes & Swinh. M. I.  
 p. 734.  
 The plateau, 6000–8000 feet. May, Oct.
155. *Spilarctia confusa*, *Butl.*  
 N. slopes, 3500 feet.
156. *Spilarctia bifascia*, *Hmps.* p. 55, Pl. CXL. f. 21.  
 S. slopes, 3000 feet. From Mr. Lindsay's collection.
- LIPARID.E.
157. *Orgyria postica*, *Walk.*  
 S. slopes, 3000 feet.
158. *Aroa plana*, *Walk.*  
*Charnidas plana*, Cotes & Swinh. M. I. p. 136.  
 The slopes, 3000–4000 feet. Jan.–Dec.  
 The male is rather paler than the type from N. India.
159. *Aroa ochracea*, *Moore.*  
*Charnidas ochracea*, Cotes & Swinh. M. I. p. 136.  
 W. slopes, 3000 feet. Sept.
160. *Aroa sienna*, *Hmps.* p. 55, Pl. CXL. fl. 2, 9.  
 S. slopes, 3000 feet. Apr. W. slopes, 1000 feet. Sept.
161. *Aroa subnotata*, *Walk.*  
*Charnidas subnotata*, Cotes & Swinh. M. I. p. 137.  
 S. slopes, 3000 feet. Aug.
162. *Aroa simplex*, *Walk.* Pl. CXLIII. f. 17.  
*Orgyria simplex*, Cotes & Swinh. M. I. p. 136.  
 N. slopes, 5000 feet. Sept.
163. *Charnidas exclamationis*, *Koll.*  
*Phragmatobia exclamationis*, Cotes & Swinh. M. I.  
 p. 123.  
*Charnidas rotundata*, Walk., Cotes & Swinh. M. I.  
 p. 136.  
 S. slopes, 3000 feet. Aug.



164. *Charnidas colon*, *Hmps.* p. 56, Pl. CXL. ff. 3, 19.  
The plateau, 6000–7000 feet. May, June, Oct. W.  
slopes, 3000 feet. Sept.
165. *Charnidas pallida*, *Hmps.* p. 56, Pl. CXL. f. 10.  
S. slopes, 3000 feet. From Mr. Lindsay's collection.
166. *Lælia lilacina*, *Moore*.  
S. slopes, 3000 feet.
167. *Lælia uniformis*, *Hmps.* p. 56, Pl. CXL. ff. 4, 20.  
The plateau and slopes, 3000–6000 feet. From Mr.  
Lindsay's collection.
168. *Artaxa guttata*, *Walk.*  
*Artaxa fraterna*, Moore, Cotes & Swinh. M. I. p. 140.  
*Artaxa digramma* (part.), Cotes & Swinh. M. I. p. 140.  
N. slopes, 3500 feet. Feb. S. slopes, 3000 feet.
169. *Artaxa subfasciata*, *Walk.*  
The plateau, 6700 feet. May, Oct. S. slopes, 3000  
feet. Apr.
- 169 a. *Artaxa pelona*, *Swinh.*  
*Artaxa pelona*, Swinh. Trans. Ent. Soc. Lond. 1891,  
ined.  
S. slopes, 3000 feet.
170. *Artaxa sulphurescens*, *Moore*.  
*Artaxa sulphurescens*, Cotes & Swinh. M. I. p. 736.  
*Charotriche sulphurescens*, Butl. Ill. Typ. L. H. vii.  
p. 35.  
S. slopes, 3000 feet.
171. *Artaxa varians*, *Walk.*  
The slopes, 3000–4000 feet. June.
172. *Artaxa subfuscula*, *Hmps.* p. 56, Pl. CXL. ff. 5, 11.  
The plateau, 6000 feet. Apr. S. slopes, 3000 feet.  
Apr., Aug.
173. *Artaxa variegata*, *Hmps.* p. 56, Pl. CXL. f. 6.  
W. slopes, 3000 feet. Sept.
174. *Artaxa leithiana*, *Moore*.  
*Charotriche leithiana*, Cotes & Swinh. M. I. p. 148.  
The plateau and slopes, 3000–7000 feet. Apr., Oct.
175. *Artaxa obsoleta*, *Hmps.* p. 57, Pl. CXL. f. 12.  
S. slopes, 3000 feet. From Mr. Lindsay's collection.
176. *Artaxa luteifascia*, *Hmps.* p. 57, Pl. CXL. f. 2.  
The plateau, 6000 feet. From Mr. Lindsay's collection.
177. *Somena scintillans*, *Walk.*  
*Somena justiceir*, Moore, Cotes & Swinh. M. I. p. 140.  
N. slopes, 3500 feet. June, July.
178. *Somena bipunctatipes*, *Hmps.* p. 57, Pl. CXL. f. 13.  
The plateau, 6000 feet.
179. *Somena atomaria*, *Walk.*  
*Artaxa atomaria*, Cotes & Swinh. M. I. p. 139.  
N. slopes, 3500 feet.
180. *Somena sagroides*, *Hmps.* p. 57, Pl. CXL. f. 14.  
The plateau, 6000 feet. May.
181. *Euproctis postica*, *Walk.*  
The plateau and slopes, 3000–6000 feet.
182. *Euproctis bifascia*, *Hmps.* p. 58, Pl. CXL. f. 8.  
The plateau, 6000 feet. From Mr. Lindsay's collection.
183. *Chærotriche icilia*, *Stoll.*  
*Euproctis icilia*, Cotes & Swinh. M. I. p. 144.
184. *Chærotriche decussata*, *Moore*.  
S. slopes, 3000 feet.
185. *Casama vilis*, *Walk.* Pl. CXLIII. ff. 2, 9.  
*Euproctis vilis* (♂), Cotes & Swinh. M. I. p. 146.  
*Casama indeterminata*, Walk. (♀), Cotes & Swinh.  
M. I. p. 279.  
S. slopes, 1000 feet. Feb.
186. *Mardara femiula*, *Hmps.* p. 58, Pl. CXL. ff. 1, 7.  
The plateau, 6000–8000 feet. Mar., Oct.
187. *Dasychira nilgirica*, *Hmps.* p. 58, Pl. CXL. ff. 13, 14.  
The plateau, 6000 feet. Oct.
188. *Lymantria todara*, *Moore*. p. 59, Pl. CXL. f. 15.  
The plateau, 6000 feet; W. slopes, 3000 feet. Sept.
189. *Lymantria obsoleta*, *Walk.*
190. *Enome aryama*, *Moore*.  
*Lymantria aryama*, Cotes & Swinh. M. I. p. 152.  
W. slopes, 3000 feet. Sept.
191. *Enome incerta*, *Walk.*  
The plateau, 6700 feet; slopes, 3000–4000 feet.  
Feb.–Oct.
192. *Enome ampla*, *Walk.*  
S. slopes, 3000 feet.

193. *Enome xerampelina*, Swinh.  
*Gynaphora xerampelina*, Cotes & Swinh. M. I. p. 135.  
S. slopes, 3000 feet. Apr.
194. *Olene olearia*, Swinh.  
The plateau and slopes, 3000-7000 feet. June-Sept.
195. *Olene mendosa*, Hüb.  
S. slopes, 3000 feet.
196. *Redoa comma*, Hutton.  
*Ocinara comma*, Cotes & Swinh. M. I. p. 167.  
The plateau, 6000 feet.
197. *Kanchia subvitrea*, Walk.  
The plateau and slopes, 3000-7000 feet. Feb., Sept.
198. *Psalis securis*, Hüb.  
S. slopes, 3000 feet.

## BOMBYCIDÆ.

199. *Trilocha varians*, Walk.  
S. slopes, 3000 feet.
200. *Ocinara lactea*, Hutton.  
N. slopes, 3500 feet: S. slopes, 3000 feet. June.

## NOTODONTIDÆ.

## CAREINÆ.

201. *Brada truncata*, Walk.  
N. slopes, 3500 feet. Jan. July.
202. *Carea purpurea*, Hmps. p. 59, Pl. CXLI. ff. 4, 9.  
The slopes, 3000-5000 feet. July-Oct.
203. *Carea obsolescens*, Moore.  
S. slopes, 3500 feet.
204. *Carea varipes*, Walk.  
S. slopes, 3000 feet.

## DICRANURINÆ.

205. *Stauropus griseus*, Hmps. p. 59, Pl. CXLI. f. 16.  
S. slopes, 3000 feet. From Mr. Lindsay's collection.
206. *Stauropus dentilinea*, Hmps. p. 60, Pl. CXLI. f. 10.  
The plateau, 6000 feet. From Mr. Lindsay's collection.

## NOTODONTINÆ.

207. *Antheua servula*, Drury.  
*Odonestis servula*, Cotes & Swinh. M. I. p. 218.  
*Antheua discalis*, Walk., Cotes & Swinh. M. I. p. 171.  
*Antheua exanthemata*, Moore, Cotes & Swinh. M. I. p. 171.
208. *Sphetta apicalis*, Walk.  
S. slopes, 3000 feet.
209. *Bireta nana*, Swinh. Pl. CXLIII. f. 3.  
*Bireta nana*, Swinh. P. Z. S. 1889, p. 407.  
W. slopes, 3000 feet. Sept.
210. *Ichthyura fulgurita*, Walk.  
N. slopes, 3500 feet. Jan., Mar. The plateau, 6700 feet.
211. *Ichthyura undulata*, Hmps. p. 60, Pl. CXLI. f. 3.  
N. slopes, 3500 feet. July.
212. *Ichthyura submarginalis*, Hmps. p. 60, Pl. CXLI. f. 5.  
S. slopes, 3000 feet. Aug.
213. *Ingura cristatrix*, Guén.  
N. slopes, 3500 feet. Feb.
214. *Ingura cornucopia*, Hmps. p. 61, Pl. CXLI. f. 12.  
W. slopes, 3000 feet. Sept.
215. *Ingura subapicalis*, Walk.  
The plateau, 6000 feet.
216. *Beara dichromella*, Walk.  
W. slopes, 3000 feet. Sept.
217. *Moma champa*, Moore.  
The plateau, 6000 feet.

## CALPINÆ.

218. *Calpe bifasciata*, Hmps. p. 61, Pl. CXLI. f. 11.  
N. slopes, 3500 feet. May, June.
219. *Calpe minuticornis*, Guén.  
S. slopes, 3000 feet. Apr.
220. *Oræsia argyrosigna*, Moore.  
N. & S. slopes, 3000-4000 feet.
221. *Oræsia emarginata*, Fabr.  
The slopes, 3000-4000 feet. Jan., Apr., Sept.
222. *Arsacia saturalis*, Walk.  
S. slopes, 3000 feet. Aug.

## PHALERINÆ.

223. *Phalera parivala*, Moore.  
*Phalera parivala*, Cotes & Swinh. M. I. p. 221.
224. *Phalera raya*, Moore.  
*Phalera raya*, Cotes & Swinh. M. I. p. 221.
- DREPANULIDÆ.
225. *Drepana albonotata*, Moore.  
S. slopes, 3000 feet. Apr.
226. *Oreta extensa*, Walk.  
W. slopes, 3000 feet. Sept.
227. *Oreta rotundipex*, Hmps. p. 61, Pl. CXLI. f. 6.  
N. slopes, 3500 feet. June.
228. *Oreta castanea*, Hmps. p. 62, Pl. CXLI. f. 17.  
N. slopes, 3500 feet. July.
229. *Oreta violacea*, Hmps. p. 62, Pl. CXLI. f. 18.  
S. slopes, 3000 feet. Apr.
230. *Problepsis deliaria*, Walk.  
*Argyris deliaria*, Cotes & Swinh. M. I. p. 187.  
N. slopes, 3500 feet. Jan.
231. *Problepsis vulgaris*, Butl.  
*Problepsis vulgaris*, Butl. Ill. Typ. L. H. vii. pp. 7, 43.  
N. slopes, 3000 feet. Sept.
232. *Problepsis extrusata*, Walk.  
*Argyris extrusata*, Cotes & Swinh. M. I. p. 187.
233. *Somatina anthophilata*, Guén.  
*Somatina anthophilata*, Cotes & Swinh. M. I. p. 585.  
*Somatina purpurascens*, Moore, Cotes & Swinh. M. I. p. 585.  
N. slopes, 3500 feet. Feb., July.
234. *Somatina plynusaria*, Walk.  
*Somatina plynusaria*, Cotes & Swinh. M. I. p. 585.  
N. slopes, 3500 feet. May, June.
235. *Somatina lunuliferata*, Walk. p. 62, Pl. CXLII. f. 1, 5.  
*Decetia lunuliferata*, Cotes & Swinh. M. I. p. 488.  
N. slopes, 3500 feet. May. S. slopes, 3000 feet. Aug.
236. *Phalacra vidhisara*, Walk.  
*Phalacra vidhisara*, Cotes & Swinh. M. I. p. 587.  
W. slopes, 3000 feet. Sept. S. slopes, 3000 feet.

## LIMACODIDÆ.

237. *Contheyla vestita*, Walk. Pl. CXLIII. f. 10.  
The plateau, 6700 feet. June.
238. *Natada nilgirica*, Hmps. p. 63, Pl. CXLII. f. 13.  
The plateau, 6700 feet. May, July.
239. *Parasa læta*, Westw.  
W. slopes, 3000 feet. Sept.
240. *Parasa fumosa*, Swinh.  
*Parasa fumosa*, Swinh. P. Z. S. 1889, p. 408.  
W. slopes, 3000 feet. Sept. S. slopes, 3000 feet.
241. *Aphendala cana*, Walk.  
N. slopes, 3500 feet. May.
242. *Miresa albipuncta*, Herr.-Schäff.  
W. slopes, 3000 feet. Sept.
243. *Miresa argentifera*, Walk.  
W. slopes, 3000 feet. Sept. S. slopes, 3000 feet.
244. *Narosa contaminata*, Hmps. p. 63, Pl. CXLII. f. 3.  
*Narosa adala*, Cotes & Swinh. (Ceylon, Nilgiris), M. I. pp. 194, 741.  
The plateau, 6000-8000 feet. May-Oct.
245. *Narosa conspersa*, Walk.  
S. slopes, 3000 feet.
246. *Candyba punctata*, Walk.  
The plateau, 6700 feet. May.
247. *Limacodes grisea*, Hmps. p. 63, Pl. CXLII. f. 7.  
W. slopes, 3000 feet. Sept.
248. *Cilix olivacea*, Hmps. p. 63, Pl. CXLII. f. 9.  
W. slopes, 3000 feet. Sept.
249. *Cania suffusa*, Moore.  
*Miresa suffusa*, Moore, P. Z. S. 1888, p. 403.  
*Cania suffusa*, Butl. Ill. Typ. L. H. vii. p. 41, pl. exxiv. f. 5.  
N. slopes, 3500 feet. Feb.
- LASIOCAMPIDÆ.
250. *Apha flava*, Moore.
251. *Apona plumosa*, Moore. p. 64, Pl. CXLII. f. 12.  
The plateau, 6000-8000 feet. Feb.-Oct.
252. *Apona shevaroyensis*, Moore.  
The plateau, 6000 feet.

253. *Dreata undans*, *Walk.*  
*Eupterote undans*, Cotes & Swinh. M. I. p. 206.  
The plateau, 6000 feet. May.
254. *Eupterote canaraica*, *Moore.*  
The plateau, 6000 feet. Aug.
255. *Eupterote mollis*, *Moore.*  
The plateau, 6700 feet. May-July.
256. *Eupterote flavia*, *Hmps.* p. 64, Pl. CXLII. f. 10.  
The plateau, 6000 feet. From Mr. Lindsay's collection.
257. *Eupterote rufodisca*, *Hmps.* p. 64, Pl. CXLII.  
f. 11.  
W. slopes, 2000 feet. Sept.
258. *Eupterote mollifera*, *Walk.*  
The plateau, 6000-7000 feet. May-Sept.
259. *Eupterote nilgirica*, *Moore.*
260. *Eupterote todara*, *Moore.*
261. *Eupterote rectifascia*, *Hmps.* p. 65, Pl. CXLII.  
f. 4.  
S. slopes, 3000 feet. Aug.
262. *Eupterote unicolor*, *Hmps.* p. 65, Pl. CXLII. f. 8.  
The plateau, 6000 feet. Aug.
263. *Spalyria adolphei*, *Guér.* p. 65, Pl. CXLII. f. 2.  
The plateau, 6700 feet. June-Aug.
264. *Spalyria collaris*, *Guér.*  
The plateau, 6000 feet. Aug.
265. *Spalyria flavicollis*, *Guér.*  
The plateau, 6700 feet. May-Sept.
266. *Murlida lineosa*, *Walk.*  
The plateau, 7000 feet.
267. *Brachytera primularis*, *Moore.*  
S. slopes, 3000 feet. Aug.
268. *Sangatissa subcurvifera*, *Walk.*  
*Sangatissa citrinula*, *Walk.*, Cotes & Swinh. M. I.  
p. 208.  
*Sangatissa triseriata*, *Butl.*, Cotes & Swinh. M. I.  
p. 209.  
The plateau, 6000 feet. May-Aug.
269. *Messata fraterna*, *Moore.*  
*Messata castanoptera*, *Moore*, Cotes & Swinh. M. I.  
p. 209.  
S. slopes, 3000 feet.
270. *Messata translata*, *Swinh.*
271. *Nisaga simplex*, *Walk.*  
*Nisaga modesta*, *Moore*, Cotes & Swinh. M. I. p. 210.  
W. slopes, 3000 feet. Sept.
272. *Lenodora fasciata*, *Moore.* p. 65, Pl. CXLII. f. 6.  
The plateau, 6000-8000 feet. Jan.-Dec.
273. *Lenodora vittata*, *Walk.*  
The plateau, 6000-8000 feet. Apr., May.
274. *Trabala vishnu*, *Lefebvre.*  
*Trabala maharanda*, *Moore*, Cotes & Swinh. M. I.  
p. 212.  
The plateau and slopes, 3000-7000 feet. Apr.-Aug.
275. *Radhica rosea*, *Hmps.* p. 65, Pl. CXLIV. f. 18.  
The plateau, 6000 feet. Feb.
276. *Suana bimaculata*, *Walk.*  
*Suana concolor*, *Walk.*, Cotes & Swinh. M. I. p. 220.  
S. slopes, 3000 feet.
- SATURNIIDÆ.
277. *Actias selene*, *Hüb.*  
The plateau and slopes, 3000-7000 feet. Apr.-Sept.
278. *Attacus atlas*, *Linna.*  
The plateau and slopes, 3000-6000 feet. Apr.-Sept.
279. *Attacus cynthia*, *Druy.*
280. *Loepa sivalica*, *Moore.*  
The plateau, 6000 feet.
- PSYCHIDÆ.
281. *Eurukuttarus pileatus*, *Hmps.* p. 66, Pl. CXLIV.  
f. 13.  
S. slopes, 3000 feet. Apr.
- 281 a. *Bijugis sikkimensis*, *Heyl.*  
*Bijugis sikkimensis*, *Heyl.* *Compte Ent. Soc. Belg.*  
1890, p. 11,  
The plateau, 7000 feet.
- COSSIDÆ.
282. *Zenzera? acronyctoides*, *Moore.*  
The plateau, 6700 feet.

283. *Zenzera coffea*, *Nietner*.  
The slopes, 2000–6000 feet.
284. *Phragmataecia castaneæ*, *Hüb.*  
*Bombyx cantanca*, *Hüb.* Btr. 11. 11 c (1790).  
*Bombyx arundinis*, *Hüb.* Bomb. 151, pl. 47. ff. 200,  
201 (1803).  
W. slopes, 3000 feet. Sept.
285. *Phragmataecia minima*. p. 66, Pl. CXLIV. f. 14.  
The plateau, 6000 feet. From Mr. Lindsay's collection.
286. *Phragmataecia impura*. p. 66, Pl. CXLIV. f. 7.  
S. slopes, 3000 feet. Aug.

## HEPIALIDÆ.

287. *Brachylia stigmata*, *Hmps.* p. 66, Pl. CXLIV.  
f. 1.  
N. slopes, 3500 feet. May.
288. *Phassus albofasciatus*, *Moore*. p. 67.  
The plateau, 6000–7000 feet. May.
289. *Phassus malabaricus*, *Moore*.  
The plateau, 6000–7000 feet. Apr., May.

## NOCTUES.

## CYMATOPHORIDÆ.

290. *Risoba literata*, *Moore*.
291. *Risoba obstructa*, *Walk.*  
S. slopes, 3000 feet.
292. *Risoba repugnans*, *Walk.*

## LEUCANIIDÆ.

293. *Auchmis sikkimensis*, *Moore*.  
The plateau, 6000–7000 feet. May, June, Oct.
294. *Leucania micacea*, *Hmps.* p. 67, Pl. CXLIV. f. 8.  
The plateau and slopes, 3000–6700 feet. Jan., Feb.,  
June.
295. *Leucania curvilinea*, *Hmps.* p. 67, Pl. CXLIV. f. 3.  
S. & W. slopes. Aug., Sept.
296. *Leucania mediofusca*, *Hmps.* p. 68, Pl. CXLIV.  
f. 9.  
The plateau, 6700 feet. May.

297. *Leucania decisissima*, *Walk.*  
The plateau and slopes, 3000–7000 feet. Jan.–Aug.
298. *Leucania unipuncta*, *Haw.*  
*Leucania unipuncta*, *Haw.* L. Brit. p. 174 (1803).  
*Leucania extranea*, *Guén.*, *Cotes & Swinh.* M. I. p. 263.  
The plateau, 6700 feet. Jan., Oct.
299. *Leucania exempta*, *Walk.*  
S. slopes, 3000 feet.
300. *Leucania loreyi*, *Dup.*  
*Leucania collecta*, *Cotes & Swinh.* M. I. p. 262.  
The plateau and slopes, 3000–7000 feet. Feb., Mar.,  
Aug.
301. *Leucania l-album*, *Gmel.*  
*Leucania penicillata*, *Moore*, *Cotes & Swinh.* M. I.  
p. 265.  
*Leucania bistrigata*, *Moore*, *Cotes & Swinh.* l. c. p. 262.
302. *Leucania percisa*, *Moore*.  
*Leucania percisa*, *Cotes & Swinh.* M. I. p. 745.  
The plateau, 6000 feet.
303. *Leucania proscripta*, *Walk.*  
*Leucania proscripta*, *Walk.* L. H. B.M. ix. p. 106.  
The plateau, 6000 feet.
304. *Leucania stramen*, *Hmps.* p. 68, Pl. CXLIV. f. 2.  
N. slopes, 3500 feet. Jan.
305. *Leucania albivitta*, *Hmps.* p. 68, Pl. CXLIV. f. 16.  
The plateau, 6700 feet. May.
306. *Leucania semiusta*, *Hmps.* p. 69, Pl. CXLIV. f. 17.  
S. slopes, 3000 feet. Apr.
307. *Leucania vittata*, *Hmps.* p. 69, Pl. CXLIV. f. 4.  
W. slopes, 3000 feet. Sept.
308. *Leucania v-album*, *Hmps.* p. 69, Pl. CXLIV. f. 10.  
The plateau, 6700 feet. Mar., Sept.
309. *Aletia reversa*, *Moore*.  
N. slopes, 3500 feet. Jan.
310. *Axylia albicosta*, *Hmps.* p. 70, Pl. CXLIV. f. 20.  
*Axylia fuscata* (*Nilgiris*), *Cotes & Swinh.* M. I. p. 746.  
W. slopes, 3000 feet. Sept.

## HELIOTHIDÆ.

311. *Dorika ignea*, *Hmps.* p. 70, Pl. CXLIV. f. 21.  
*Dorika sanguinolenta* (*Nilgiris*), *Cotes & Swinh.* M. I.  
p. 746.  
W. slopes, 3000 feet. Sept.

312. *Pradatta pallescens*, *Hmps.* p. 70, Pl. CXLIV. f. 5.  
*Pradatta bivittata* (Nilgiris), Cotes & Swinh. M. I.  
p. 746.  
W. slopes, 3000 feet. Sept.
313. *Pradatta pulverulenta*, *Hmps.* p. 71, Pl. CXLIV.  
f. 11.  
The plateau, 6700 feet. Oct.
314. *Heliothis armigera*, *Hüb.*  
*Heliothis rubrescens* (♀), Walk., Cotes & Swinh. M. I.  
p. 273.  
The plateau and slopes, 3000–7000 feet. Jan., Mar.,  
Aug.
315. *Heliothis juncea*, *Swinh.*  
S. slopes, 3000 feet.
316. *Heliothis succinea*, *Moore.*  
S. slopes, 3000 feet.
317. *Curubasa lanceolata*, *Walk.*
318. *Adisura leucanioides*, *Moore.*  
N. slopes, 3500 feet. Jan. W. slopes, 3000 feet. Sept.
319. *Masalia terracotta*, *Hmps.* p. 71, Pl. CXLIV. f. 22.  
S. & W. slopes, 3000 feet. Sept.
320. *Masalia rosacea*, *Hmps.* p. 71, Pl. CXLIV. f. 23.  
W. slopes, 3000 feet. Sept.
- BOMBYCOIDÆ.
321. *Momaphana sinens*, *Walk.* p. 71, Pl. CXLIV. f. 6.  
*Orthosia sinens*, Cotes & Swinh. M. I. p. 298.  
S. slopes, 3000 feet.
322. *Hyboma nigrivitta*, *Hmps.* p. 72, Pl. CXLIV.  
f. 19.  
S. slopes, 3000 feet. From Mr. Lindsay's collection.
323. *Karana decorata*, *Moore.*
- BRYOPHILIDÆ.
324. *Bryophila nilgiria*, *Moore.*  
N. slopes, 3500 feet; the plateau, 6000–7000 feet.  
Feb.–Apr.
325. *Bryophila lichenea*, *Hmps.* p. 72, Pl. CXLIV.  
f. 12.  
The plateau, 6000–7000 feet. Mar., Aug.
326. *Bryophila muscosa*, *Hmps.* p. 72, Pl. CXLIV.  
f. 15.  
W. slopes, 3000 feet. Sept.
- GLETTULIDÆ.
327. *Chasmina cygnus*, *Walk.*  
N. slopes, 3500 feet. May.
328. *Chasmina linea*, *Hmps.* p. 73, Pl. CXLIV. f. 3.  
N. slopes, 3500 feet. Oct.
329. *Chasmina stigmata*, *Hmps.* p. 73, Pl. CXLIV. f. 10.  
S. slopes, 3000 feet. Apr.
330. *Polytela gloriosæ*, *Fabr.*  
S. slopes, 3000 feet.
- ERASTRIDÆ.
331. *Erastria miasma*, *Hmps.* p. 73, Pl. CXLIV. f. 16.  
N. slopes, 3500 feet. Feb. W. slopes, 3000 feet.  
Sept.
- ACONTIIDÆ.
332. *Ariola dilectissima*, *Walk.*  
*Ariola dilectissima*, Walk. L. H. B.M. xv. p. 751.  
*Pachylepis timacodina*, Feld. Reis. N. L. p. 7, pl. 83.  
f. 12.  
W. slopes, 3000 feet. Sept.
333. *Naranga diffusa*, *Walk.*
334. *Acontia flava*, *Fabr.*  
*Xanthodes flava*, Cotes & Swinh. M. I. p. 283.  
The slopes, 3000–4000 feet. Apr., Sept.
335. *Acontia innocens*, *Walk.*  
*Xanthodes innocens*, Cotes & Swinh. M. I. p. 283.  
The plateau, 7000 feet.
336. *Acontia stramen*, *Guén.*  
*Xanthodes stramen*, Cotes & Swinh. M. I. p. 284.
337. *Acontia firina*, *Swinh.*  
N. slopes, 3500 feet. May.
338. *Acontia pulla*, *Swinh.*  
N. slopes, 3500 feet. May.
339. *Acontia brunea*, *Hmps.* p. 74, Pl. CXLIV. f. 11.  
N. slopes, 3500 feet. Feb.

340. *Acontia trigona*, *Hmps.* p. 74, Pl. CXLV. f. 4.  
S. slopes, 3000 feet. Aug.
341. *Acontia umbrina*, *Hmps.* p. 74, Pl. CXLV. f. 15.  
W. slopes, 3000 feet. Sept.
342. *Acontia fuscicilia*, *Hmps.* p. 75, Pl. CXLV. f. 17.  
W. slopes, 3000 feet. Sept.
343. *Acontia laminata*, *Hmps.* p. 75, Pl. CXLV. f. 5.  
W. slopes, 3000 feet. Sept.
344. *Acontia quadripartita*, *Walk.*  
W. slopes, 3000 feet. Sept.
345. *Acontia signifera*, *Walk.* Pl. CXLIII. f. 22.  
*Tarache signifera*, Cotes & Swinh. M. I. p. 291.  
N. slopes, 3500 feet. May. W. slopes, 3000 feet.  
Sept.
346. *Acontia vialis*, *Moore.*
347. *Acontia ruptifascia*, *Hmps.* p. 75, Pl. CXLV.  
f. 12.  
W. slopes, 3000 feet. Sept.
348. *Acontia tegulata*, *Butl.*  
*Acontia tegulata*, *Butl.* Ill. Typ. L. H. vii. p. 63,  
pl. cxxix. f. 1.  
N. slopes, 3500 feet. June. S. slopes, 3000 feet.  
Aug.
349. *Acontia erecta*, *Moore.*  
*Bankia erecta*, Cotes & Swinh. M. I. p. 290.  
W. slopes, 3000 feet. Sept.
350. *Acontia lativitta*, *Moore.*  
*Hyela lativitta*, Cotes & Swinh. M. I. p. 296.  
S. slopes, 3000 feet. Aug. W. slopes, 3000 feet.  
Sept.
351. *Acontia marginata*, *Walk.* Pl. CXLIII. f. 21.  
*Earias marginata*, *Walk.* L. H. B.M. xxxv. p. 1775.  
W. slopes, 3000 feet. Sept.
352. *Acontia costalis*, *Walk.*  
S. slopes, 3000 feet.
353. *Tarache postica*, *Walk.*  
N. slopes, 3500 feet.
354. *Tarache tropica*, *Guén.*  
*Acontia maculosa*, *Walk.*, Cotes & Swinh. M. I. p. 288.  
*Acontia bipunctata*, *Walk.* L. H. B.M. xii. p. 798.  
The slopes, 3000-4000 feet. Apr.-Sept.
355. *Tarache inda*, *Feld.*  
N. slopes, 3500 feet. May.
356. *Tarache imbuta*, *Walk.*  
*Erastria imbuta*, *Walk.*, Cotes & Swinh. M. I. p. 282.  
*Acontia imbuta*, *Butl.* Ill. Typ. L. H. vii. p. 11.  
*Acontia acerba*, *Feld.*, Cotes & Swinh. M. I. p. 286.  
N. slopes, 3500 feet. May.
357. *Marimatha subflavalis*, *Walk.*  
N. slopes, 3500 feet. Feb.
- 357 a. *Marimatha freda*, *Swinh.*  
*Marimatha freda*, *Swinh.* Trans. Ent. Soc. Lond.  
1891, ined.  
S. slopes, 3000 feet.
358. *Churia maculata*, *Moore.*  
S. & N. slopes, 3500 feet. Feb., May.
359. *Bagada pyrochroma*, *Walk.*  
S. slopes, 3000 feet.
360. *Ozarba itwarra*, *Swinh.*  
S. & N. slopes, 3000-4000 feet. Jan., May, June.
361. *Ozarba punctigera*, *Walk.* Pl. CXLIII. f. 6.  
*Acontia badia*, *Swinh.*, Cotes & Swinh. M. I. p. 286.  
The plateau, 6700 feet. Feb., Sept.
362. *Ozarba bipars*, *Hmps.* p. 75, Pl. CXLV. f. 2.  
N. slopes, 3500 feet. Feb., July.
363. *Ozarba? emarginata*, *Hmps.* p. 76, Pl. CXLV.  
f. 22.  
The slopes, 3000-4000 feet. Apr., May, June.
364. *Ozarba excisa*, *Hmps.* p. 76, Pl. CXLV. f. 21.  
S. slopes, 3000 feet. From Mr. Lindsay's collection.
365. *Ozarba? curvifascia*, *Hmps.* p. 76, Pl. CXLV.  
f. 23.  
S. & W. slopes, 3000 feet. Sept.
- ANTHOPHILID.E.
366. *Thalpochares rivula*, *Moore.*  
N. slopes, 3500 feet. March.
367. *Thalpochares roseana*, *Van M. de Ring.*  
S. & W. slopes, 3000 feet. Sept.
- ORTHOSSID.E.
368. *Orthosia rubicilia*, *Moore.*  
*Graphiphora rubicilia*, Cotes & Swinh. M. I. p. 312.  
*Orthosia erubescens*, *Butl.*, Cotes & Swinh. M. I. p. 297.  
S. slopes, 3000 feet.

369. *Orthosia bicornis*, *Hmps.* p. 77, Pl. CXLV. f. 18.  
N. slopes, 3500 feet. Feb. The plateau, 6000 feet.

## HADENIDÆ.

370. *Eurois auriplena*, *Walk.*  
The plateau, 6000-7000 feet. May, Aug.
371. *Hadena indistans*, *Guén.*  
*Hadena distans*, Moore, Cotes & Swinh. M. I. p. 300.  
N. slopes, 3500 feet. Jan. The plateau, 6700 feet.  
Jan.
372. *Hadena sidirifera*, *Moore.*  
*Mamestra sidirifera*, *Butl.*, Ill. Typ. L. II. vii. p. 9.  
N. slopes, 3500 feet. Jan. The plateau, 6000 feet.
373. *Hadena quadrisigna*, *Moore.*  
*Agrotis quadrisigna*, Cotes & Swinh. M. I. p. 308.
374. *Ancara obliterans*, *Walk.* Pl. CXLIII. f. 19.  
*Ancara obliterans*, *Walk.* L. H. B.M. xv. p. 1715.  
The plateau, 6000 feet. Apr.
375. *Berrhæa megastigma*, *Walk.*  
The plateau, 6000 feet.
376. *Dianthecia auroviridis*, *Moore.*  
The plateau, 6700 feet. May.
377. *Euplexia albovittata*, *Moore.*  
The plateau, 6700 feet.
378. *Euplexia pectinata*, *Warr.* Pl. CXLIII. f. 4.  
*Euplexia pectinata*, Cotes & Swinh. M. I. p. 749.  
The plateau, 7000 feet.
379. *Euplexia fasciata*, *Hmps.* p. 77, Pl. CXLV. f. 20.  
The plateau, 6700 feet. Sept.
380. *Euplexia semifascia*, *Walk.* Pl. CXLIII. f. 11.  
*Euplexia cuprea*, Moore, Cotes & Swinh. M. I. p. 303.
381. *Anarta gemifera*, *Walk.*
382. *Radinacra renalis*, *Moore.*  
S. slopes, 3000 feet.
383. *Radinacra mus*, *Hmps.* p. 77, Pl. CXLV. f. 9.  
The plateau, 6700 feet. Feb.
384. *Appana cingalesa*, *Moore.*  
*Appana cingalesa*, Cotes & Swinh. M. I. p. 750.  
The plateau and slopes, 3000-7000 feet. June, Sept.
- NOCTUIDÆ.
385. *Agrotis biconica*, *Koll.*  
*Agrotis biconica*, *Koll.* Hüg. Kasch. iv. p. 480.  
*Agrotis exigua*, *Koll.* l. c. p. 481.  
*Agrotis spiculifera*, *Guén.* Noct. i. p. 266.  
*Agrotis aristifera*, *Guén.*, Cotes & Swinh. M. I. p. 306.  
The plateau and slopes, 3000-7000 feet. Jan., May.
386. *Agrotis segetis*, *Gmel.*  
*Agrotis segetum*, *Schiff.*, Cotes & Swinh. M. I. p. 309.  
*Agrotis marginalis*, *Walk.* L. H. B.M. x. p. 339.  
*Agrotis obliviosa*, *Walk.* l. c. p. 340.  
*Agrotis dividens*, *Walk.* l. c. p. 342.  
*Agrotis aversa*, *Walk.*, Cotes & Swinh. M. I. p. 307.  
*Agrotis conspurcata*, *Walk.*, Cotes & Swinh. M. I.  
p. 307.  
*Agrotis correcta*, *Walk.*, Cotes & Swinh. M. I. p. 307.  
*Agrotis repulsa*, *Walk.*, Cotes & Swinh. M. I. p. 309.  
The plateau, 6000-7000 feet. Feb., March.
387. *Agrotis corticea*, *Schiff.*  
*Noctua corticea*, *Schiff.*, *Wien.* Verz. 81. 13.  
*Agrotis fraterna*, *Moore*, Cotes & Swinh. M. I. p. 307.
388. *Agrotis lassa*, *Swinh.*  
The plateau, 6000 feet.
389. *Agrotis suffusa*, *Fabr.*  
The plateau, 6700 feet.
390. *Chera efflorescens*, *Hmps.* p. 78, Pl. CXLV. f. 7.  
The plateau, 6000-7000 feet. Feb., Mar.
391. *Chera erubescens*, *Hmps.* p. 78, Pl. CXLV. f. 14.  
The plateau, 6000-6700 feet. Mar.
392. *Tiracola plagiata*, *Walk.*  
*Agrotis plagiata*, Cotes & Swinh. M. I. p. 308.  
The plateau, 6000 feet.
393. *Graphiphora cognata*, *Moore.*  
N. slopes, 3500 feet. Feb.
394. *Graphiphora c-nigrum*, *Linn.*  
The plateau, 6700 feet. Jan., Oct.
395. *Ochropleura triangularis*, *Moore.*  
The plateau, 6700 feet.
396. *Epilecta opulenta*, *Butl.*  
*Eliochroca opulenta*, *Butl.* (nec Moore), Ill. Typ. L. H.  
vii. pp. 13, 73.



397. *Metanaxya intaminata*, *Walk.* Pl. CXLIII. f. 5.  
*Agrotis intaminata*, Cotes & Swinh. M. I. p. 308.  
S. slopes, 4800-6000 feet. Feb.
- APAMIID.E.
398. *Berresa natalis*, *Walk.*  
N. slopes, 3500 feet. Feb.
399. *Dipterygia nocturna*, *Hmps.* p. 78, Pl. CXLV. f. 19.  
W. slopes, 3500 feet. Feb.
400. *Sasunaga tenebrosa*, *Moore.*  
The plateau and slopes, 3000-7000 feet. Jan., Aug.
401. *Apamea pannosa*, *Moore.*  
The plateau, 6000-6700 feet. Jan., June. N. slopes,  
3500 feet. Jan.
402. *Apamea consanguis*, *Guén.*  
The plateau, 6000 feet. Feb. N. slopes, 3500 feet. Jan.
403. *Apamea cana*, *Hmps.* p. 79, Pl. CXLV. f. 8.  
The plateau, 6000-7000 feet. Mar., Apr.
404. *Apamea media*, *Walk.* Pl. CXLIII. f. 12.  
*Hadena media*, Swinh. M. I. iii. p. 301.  
*Apamea viriata* (Nilgiris), Cotes & Swinh. M. I.  
p. 318.  
W. slopes, 3000 feet. Sept.
405. *Perigea dolerosa*, *Walk.*  
*Mamestra dolerosa*, Cotes & Swinh. M. I. p. 319.  
The plateau and slopes, 3000-7000 feet. Jan., Feb.
406. *Perigea conducta*, *Walk.*  
*Caradrina conducta*, Walk. L. H. B.M. x. p. 296.  
*Perigea centralis*, Walk., Cotes & Swinh. M. I. p. 322.  
*Perigea inexacta*, Walk. l. c. xxxii. p. 682.  
*Hadena leonina*, Walk. l. c. xxxiii. p. 735.  
*Hadena pauperata*, Walk. l. c. xv. p. 1727.  
*Hadena funesta*, Walk. l. c. xxxiii. p. 740.  
N. slopes, 3500 feet. Jan.
407. *Mamestra opposita*, *Walk.*  
S. slopes, 3000 feet.
408. *Ilattia cephusalis*, *Walk.*  
*Amyna stellata*, Butl. Ann. N. II. (5) i. p. 162, and  
Ill. L. H. ii. p. 26, pl. xxxix. f. 6.  
*Ilattia (Miana) stellata*, Butl. Ill. Typ. L. H. vii. p. 9.  
*Celona flavigutta*, Walk. (var.), L. H. B.M. xv. p. 1688.  
*Ilattia apicalis*, Moore (var.), Cotes & Swinh. M. I.  
p. 321.  
N. slopes, 3500 feet. Jan.
409. *Ilattia renalis*, *Moore.*  
S. & W. slopes, 3000 feet. Sept.
410. *Amyna selenampha*, *Guén.*  
The slopes, 3000-4000 feet. Throughout the year.
411. *Caradrina bremsa*, *Swinh.*  
N. slopes, 3500 feet. Jan., May.
412. *Caradrina obtusa*, *Hmps.* p. 79, Pl. CXLV. f. 6.  
S. slopes, 3000 feet. Apr. N. slopes, 3500 feet. May.
413. *Caradrina euthusa*, *Hmps.* p. 79, Pl. CXLV. f. 1.  
N. slopes, 3500 feet. May.
414. *Caradrina melanosticta*, *Hmps.* p. 79, Pl. CXLV.  
f. 13.  
The plateau, 6000-6700 feet. Feb.
415. *Spodoptera cilium*, *Guén.*  
S. & N. slopes, 3000-4000 feet.
416. *Prodenia littoralis*, *Boisl.*  
The plateau and slopes, 3000-7000 feet. Jan.
417. *Prodenia nubes*, *Guén.*  
*Celona bisignata*, Walk. L. H. B.M. xxxii. p. 679.  
*Agrotis bisignata*, Walk. l. c. p. 702.  
*Hadena obliqua*, Walk. l. c. xxxiii. p. 736.  
The plateau and slopes, 3000-7000 feet. Apr., May,  
Sept.
418. *Laphygma exigua*, *Hüb.*  
The plateau, 6700 feet. Mar.
419. *Rhizogramma inextricata*, *Moore.*
420. *Neuria dissecta*, *Walk.*  
S. slopes, 3000 feet.
- PLUSIID.E.
421. *Westermannia superba*, *Hüb.*  
S. & W. slopes, 3000 feet. Sept.
422. *Westermannia argentea*. p. 80, Pl. CXLVI. f. 19.  
W. slopes, 3000 feet. Sept.
423. *Plusia chrysitina*, *Martyn.*  
The plateau and slopes, 3000-7000 feet. Throughout  
the year.
424. *Plusia confusa*, *Moore.*  
The plateau, 6000-7000 feet. Jan., Mar., Sept.
425. *Plusia furcifera*, *Walk.*  
*Plusia signata* (part.), Cotes & Swinh. M. I. p. 335.  
The plateau, 6000-7000 feet. Jan., Feb.

426. *Plusia ochreata*, *Walk.*  
W. slopes, 3000 feet. Sept. The plateau, 6000 feet.  
Apr.
427. *Plusia verticillata*, *Guén.*  
*Plusia acuta*, *Walk. L. H. B.M. xii. p. 922.*  
*Plusia adjuneta*, *Walk. l. e. xxiii. p. 840.*  
The plateau, 6000-7000 feet. Jan., Feb.
428. *Plusia patefacta*, *Walk. Pl. CXLIX. f. 1.*  
*Plusia patefacta*, *Walk. L. H. B.M. xii. p. 924.*  
The plateau, 6000-6700 feet. Feb., Sept.
429. *Plusia circumflexa*, *Linn.*  
*Plusia gutta*, *Guén. Noct. ii. p. 346. 1173.*  
The plateau, 6700 feet. Feb.
430. *Plusia obtusisigna*, *Walk.*  
The plateau, 6700 feet. May. S. slopes, 3000 feet. Aug.
431. *Plusia fracta*, *Walk.*  
*Plusia fracta*, *Walk. L. H. B.M. xii. p. 920.*  
*Plusia placida*, *Moore, Cotes & Swinh. M. I. p. 334.*  
The plateau, 6000-6700 feet. Jan., July.
432. *Plusia spoliata*, *Walk. Pl. CXLIX. f. 7.*  
*Plusia spoliata*, *Walk. L. H. B.M. xii. p. 923.*  
*Plusia reticulata*, *Moore, Cotes & Swinh. M. I. p. 334.*  
The plateau, 6000-6700 feet. June.
433. *Plusia extrahens*, *Walk.*  
The plateau, 6700 feet.
434. *Plusia lectula*, *Walk.*  
The plateau, 6700 feet.
435. *Plusia limbirena*, *Guén.*  
The plateau, 6700 feet.
436. *Plusia permissa*, *Walk.*  
The plateau, 6700 feet.
437. *Plusiodonta chalytoides*, *Guén.*  
S. slopes, 3000 feet. Apr.
438. *Abrostola subchalybsa*, *Walk.*  
*Abrostola subchalybsa*, *Walk. L. H. B.M. xxxiii. p. 833.*  
The plateau, 6700 feet. Feb.
439. *Abrostola transfixa*, *Walk.*  
The plateau, 6700 feet. June.
- EURHIPIDÆ.
440. *Targalla bifacies*, *Walk.*  
*Targalla repleta*, *Walk., Cotes & Swinh. M. I. p. 337.*  
S. slopes, 3000 feet.
441. *Penicillaria jocosatrix*, *Guén.*  
S. slopes, 3000 feet.
442. *Penicillaria lineatrix*, *Walk.*  
S. & N. slopes, 3000-4000 feet.
443. *Penicillaria nugatrix*, *Guén.*  
N. slopes, 3500 feet.
444. *Penicillaria chalybsa*, *Hmps. p. 80, Pl. CXLVI.*  
f. 1.  
S. slopes, 3000 feet. Apr. W. slopes, 3000 feet. Sept.
445. *Eutelia discistriga*, *Walk.*  
S. slopes, 3000 feet.
446. *Eutelia favillatrix*, *Walk.*  
S. slopes, 3000 feet. Apr.
447. *Anuga deleta*, *Hmps. p. 81, Pl. CXLVI. f. 15.*  
S. slopes, 3000 feet. Apr.
- ERIOPTIDÆ.
448. *Callopietria exotica*, *Guén.*  
N. slopes, 3500 feet.
449. *Callopietria minor*, *Hmps. p. 81, Pl. CXLVI.*  
ff. 16, 17.  
W. slopes, 3000 feet. Sept.
450. *Cotanda recurvata*, *Moore.*  
S. slopes, 3000 feet.
451. *Cotanda yerburii*, *Butl.*  
*Callopietria yerburii*, *Butl. P. Z. S. 1884, p. 496.*  
S. slopes, 3000 feet. Aug.
452. *Cotanda rivularis*, *Walk.*  
S. slopes, 3000 feet.
453. *Cotanda æthiops*, *Butl.*  
W. slopes, 3000 feet. Sept.
454. *Cotanda placodoides*, *Guén.\**  
W. slopes, 3000 feet. Sept.

\* *C. placodoides*, the type of the genus *Cotanda*, has the basal one third of antennæ thickened and flattened, ending in a spike, the distal end simple and twisted: and of the Indian species, *C. placodoides*, *yerburii*, *æthiops*, *recurvata*, and *rivularis* will fall into the genus *Cotanda*: while *C. exotica*, with simple antennæ and mere tufted legs, also *C. minuta*, *minor*, *duplicans*, and *repleta*, belong to the genus *Callopietria*.

455. *Methorasa latreillei*, Dup.  
The plateau, 6700 feet. July. S. slopes, 3000 feet.  
Aug.

456. *Lugana rufula*, Hmps. p. 81, Pl. CXLVI. ff. 22, 23.  
The slopes, 3000-4000 feet. Feb., Ang., Sept.

## HYBLÆIDÆ.

457. *Hyblæa puera*, Gram.  
S. slopes, 3000 feet.

## GONOPTERIDÆ.

458. *Cosmophila xanthindyma*, Boisd.  
N. slopes, 3500 feet. Jan. The plateau, 6700 feet.  
March.

459. *Rusicada albitibia*, Walk.  
*Gonitis lineosa*, Walk. (♀), Cotes & Swinh. M. I.  
p. 344.  
N. slopes, 3500 feet. Jan.

460. *Gonitis fulvida*, Guén.  
*Gonitis metaxantha*, Walk. (var.), Cotes & Swinh. M.  
I. p. 345.  
The slopes, 3000-4000 feet. Jan., July.

461. *Gonitis sabutifera*, Guén.  
*Gonitis sabutifera*, Guén. Noct. ii. 404. 1272.  
*Gonitis propinqua*, Butl. P. Z. S. 1884, p. 497.  
*Gonitis involuta*, Walk. (var.), Cotes & Swinh. M. I.  
p. 344.  
N. slopes, 3500 feet. Jan.

462. *Gonitis mesogona*, Walk.  
S. slopes, 3000 feet. The plateau, 6700 feet. July.

463. *Thalatta precedens*, Walk.  
N. slopes, 3500 feet. Feb. S. slopes, 3000 feet. Aug.

## AMPHIPYRIDÆ.

464. *Blenina donans*, Walk.  
N. slopes, 3500 feet.

## HYPOCALIDÆ.

465. *Hypocala deflorata*, Fabr.  
*Hypocala angulipalpus*, Guén., Cotes & Swinh. M. I.  
p. 350.  
N. slopes, 3500 feet. May.

466. *Hypocala efflorescens*, Guén.  
S. slopes, 3000 feet.

## TOXOCAMPIDÆ.

467. *Toxocampa dorsigera*, Walk.  
S. slopes, 3000 feet. Apr. The plateau, 6700 feet.  
July.

468. *Toxocampa moolla*, Swinh.  
N. slopes, 3500 feet.

## POAPHILIDÆ.

469. *Plecoptera reflexa*, Guén.  
N. slopes, 3500 feet.

470. *Plecoptera quæsita*, Swinh.  
*Renigia quæsita*, Cotes & Swinh. M. I. p. 416.  
N. slopes, 3500 feet. May.

471. *Poaphila fasciata*, Hmps. p. 82, Pl. CXLVI. f. 8.  
The plateau, 6000-7000 feet. Apr., May.

472. *Poaphila melanocephala*, Hmps. p. 82, Pl. CXLVI.  
f. 9.  
N. slopes, 3500 feet. Feb.

473. *Poaphila marmorea*, Hmps. p. 82, Pl. CXLVI. f. 7.  
N. slopes, 3500 feet. June.

474. *Borsippa punctilineata*, Hmps. p. 83, Pl. CXLVI.  
f. 14.  
S. slopes, 3000 feet. From Mr. Lindsay's collection.

475. *Dierna acanthusalis*, Walk.  
The slopes, 3000-4000 feet. Feb.

476. *Dierna multistrigaria*, Moore.  
The plateau and slopes, 3000-7000 feet. Jan.-Dec.

477. *Phurys ochreifascia*, Hmps. p. 83, Pl. CXLVI. f. 2.  
N. slopes, 3500 feet. Jan. S. & W. slopes, 3000 feet.  
Sept.

478. *Phurys leucopos*, Hmps. p. 83, Pl. CXLVI. f. 10.  
N. slopes, 3500 feet. May.

479. *Phurys notata*, Hmps. p. 84, Pl. CXLVI. f. 3.  
*Pasira inscitia* (Nilgiris), Cotes & Swinh. M. I. p. 765.  
W. slopes, 3000 feet. Sept.

480. *Hemipsectra plumipars*, Hmps. p. 84, Pl. CXLVII.  
f. 23.  
The plateau, 6000 feet. From Mr. Lindsay's collection.

## XYLINIDÆ.

481. *Jarasana lativitta*, Moore.  
S. slopes, 3000 feet. Aug.

## CATEPHIDÆ.

482. *Felinia spissa*, Guén.  
*Felinia spissa*, Cotes & Swinh. M. I. p. 416.  
*Briarda decens*, Walk., Cotes & Swinh. l. c. p. 357.  
W. slopes, 3000 feet. Sept.
483. *Arcte cærulea*, Guén.  
*Coccytoles modesta*, Moore (nec V. der Hoev.), P. Z. S. 1867, p. 66.  
*Arcte modesta* (Nilgiris), Cotes & Swinh. M. I. p. 358.  
The slopes, 3000–4000 feet. June.
484. *Audea macula*, Hmps. p. 84, Pl. CXLVI. f. 21.  
S. slopes, 3000 feet. From Mr. Lindsay's collection.
485. *Catephia linteola*, Guén.  
N. slopes, 3500 feet. June, July.
486. *Hyospila bolinoides*, Guén.  
S. & N. slopes, 3000–4000 feet. May, June.
487. *Mosara apicalis*, Walk.  
S. slopes, 3000 feet. Apr.
488. *Anophia olivescens*, Guén.  
*Anophia epundooides*, Walk., Cotes & Swinh. M. I. p. 359.  
S. slopes, 3000 feet. Apr., Aug. W. slopes, 3000 feet. Sept.
489. *Vapara indistincta*, Moore.  
S. slopes, 3000 feet. Apr. The plateau, 6700 feet. June.
490. *Stictoptera subobliqua*, Walk.  
S. slopes, 3000 feet.
491. *Erygia reflectifascia*, Hmps. p. 85, Pl. CXLVI. f. 18.  
N. slopes, 3500 feet. Feb., May.
492. *Odontodes aleuca*, Guén.  
*Odontodes inordinata*, Walk. MS., Butl. Ill. Typ. L. H. vii. p. 14.  
*Nedroma ferruginea*, Walk. (var.), Proc. N. H. Soc. Glasgow, 1869, p. 353.  
*Odontodes balinoides*, Walk. (var.), Cotes & Swinh. M. I. p. 361.  
The slopes, 3000–4000 feet. May, June.
493. *Pilosocruces variegata*, Hmps. p. 85, Pl. CXLVI. f. 20.  
W. slopes, 3000 feet. Sept.
494. *Gyrtona hylusalis*, Walk.  
*Nephoteryx? accisalis*, Walk., Cotes & Swinh. M. I. p. 683.  
*Gyrtona dorsalis* (Nilgiris), Cotes & Swinh. l. c. p. 362.  
N. slopes, 3500 feet. June.
495. *Gyrtona chalybsa*, Hmps. p. 86, Pl. CXLVI. f. 24.  
S. slopes, 3000 feet. Apr.
496. *Clina lapidaria*, Walk. Pl. CXLIII. f. 20.  
*Clina lapidaria*, Cotes & Swinh. M. I. p. 116.  
S. slopes, 3000 feet.
497. *Clina rufina*, Hmps. p. 86, Pl. CXLVI. f. 12.  
N. slopes, 3500 feet. July.
498. *Clina basalis*, Hmps. p. 86, Pl. CXLVI. f. 5.  
N. slopes, 3500 feet. June.
499. *Piada multiplicans*, Walk. Pl. CXLIII. f. 7.  
The plateau, 6000–7000 feet. March.
500. *Lophoptera costata*, Moore.  
S. slopes, 3000 feet.

## HYPOGRAMMIDÆ.

501. *Callyna costiplaga*, Moore.  
S. slopes, 3000 feet. Apr.
502. *Callyna jugaria*, Walk.  
S. slopes, 3000 feet.
503. *Callyna monoleuca*, Walk.  
S. slopes, 3000 feet. Apr.
504. *Dinumma placens*, Walk.  
*Dinumma deponens* (Nilgiris), Cotes & Swinh. M. I. p. 755.  
N. slopes, 3500 feet. May.
505. *Selepa celtis*, Moore.  
N. slopes, 3500 feet. July.
506. *Selepa grisea*, Hmps. p. 87, Pl. CXLVI. f. 13.  
S. slopes, 3000 feet. From Mr. Lindsay's collection.
507. *Selepa nadgani*, Hmps. p. 87, Pl. CXLVI. f. 6.  
W. slopes, 3000 feet. Sept.
508. *Symitha metaspilella*, Walk.  
*Subrita metaspilella*, Walk. L. H. B. M. xxxv. p. 1746.  
S. slopes, 3000 feet. Apr. The plateau, 6700 feet. July.

509. *Symitha nigridisca*, *Hmps.* p. 87, Pl. CXLVI. f. 11.  
The plateau, 6000 feet. From Mr. Lindsay's collection.
510. *Cletthara rabdota*, *Hmps.* p. 88, Pl. CXLVI. f. 4.  
N. slopes, 3500 feet. June.

## POLYDESMID.E.

511. *Banra discalis*, *Moore*.  
S. slopes, 3000 feet.
512. *Donda eurychlora*, *Walk.*  
S. slopes, 3000 feet.
513. *Polydesma hemodi*, *Feld.*  
S. slopes, 3000 feet. Apr.
514. *Pandesma quenavadi*, *Guén.*  
The slopes, 3000-4000 feet. Jan., Aug.
515. *Polydesma boarmoides*, *Guén.*  
S. slopes, 3000 feet. Apr.

## HOMOPTERID.E.

516. *Alamis infligens*, *Walk.*  
*Homoptera antica*, *Walk.* (var.), *Cotes & Swinh. M. I.* p. 373.  
S. slopes, 3000 feet.
517. *Alamis umbrina*, *Guén.*  
*Alamis continua*, *Walk.*, *Cotes & Swinh. M. I.* p. 372.  
S. slopes, 3000 feet.
518. *Homoptera solita*, *Walk.*  
S. slopes, 3000 feet.
519. *Panilla dispila*, *Walk.*  
N. slopes, 3500 feet. Feb.
520. *Girpa eriophora*, *Guén.*  
N. slopes, 3500 feet. Jan., May.
521. *Girpa inangulata*, *Guén.*  
*Girpa fraterna*, *Moore*, *Cotes & Swinh. M. I.* p. 375.  
*Girpa pertendens*, *Walk.*, *Cotes & Swinh. l. c.*  
*Remigia congregata*, *Walk.*, *Cotes & Swinh. l. c.* p. 415.  
*Ericcia sobria*, *Walk. L. II. B.M.* xxii. p. 1059.  
*Remigia compressa*, *Walk. l. c.* xiv. p. 1510.  
*Remigia amanda*, *Walk. l. c.* xiv. p. 1848.  
*Girpa aliena*, *Walk. l. c.* xiv. p. 1849.  
N. slopes, 3500 feet. Jan.-June.

## OPHIDERID.E.

522. *Othreis ancilla*, *Cram.*  
S. slopes, 3000 feet. W. slopes, 3000 feet. Sept.
523. *Othreis fullonica*, *Linn.*  
S. slopes, 3000 feet.
524. *Mænas salaminia*, *Fabr.*  
N. slopes, 3500 feet. May. S. slopes, 3000 feet. Aug.
525. *Rhytia hypermnestra*, *Cram.*  
N. slopes, 3500 feet. Jan.
526. *Ischyja manlia*, *Cram.*  
The slopes, 3000-4000 feet. May.
527. *Ischyja glaucopteron*, *Hmps.* p. 88, Pl. CXLVII. f. 19.  
N. slopes, 3500 feet. May, July.
528. *Lygniodes hypoleuca*, *Guén.*
529. *Lygniodes reducens*, *Walk.*  
N. slopes, 3500 feet. Jan.  
*Lygniodes reducens*, var. *E-antiqua*, *Hmps.* p. 89.  
The plateau, 6700 feet. Oct.

## EREBIID.E.

530. *Oxyodes scrobiculata*, *Fabr.*  
The slopes, 3000-4000 feet. Jan.-Sept.
531. *Sypna ochreicilia*, *Hmps.* p. 89, Pl. CXLVII. f. 1.  
*Sypna submarginata* (*Nilgiris*), *Cotes & Swinh. M. I.* p. 757.  
The plateau, 6000-7000 feet. Feb.-Sept.

## OMMATOPHORID.E.

532. *Patula macrops*, *Linn.*  
*Patula boopis*, *Guén.*, *Cotes & Swinh. M. I.* p. 386.  
The plateau and slopes, 3000-7000 feet. Feb.-Oct.
533. *Argiva caprimulgus*, *Fabr.*  
*Nyctipao exterior*, *Walk.*, *Cotes & Swinh. M. I.* p. 388.  
The plateau and slopes, 3000-7000 feet. Feb.-Oct.
534. *Argiva hieroglyphica*, *Drury.*  
The slopes, 3000-4000 feet. Jan. Oct.
535. *Argiva strigipennis*, *Moore.*  
N. slopes, 3500 feet. Jan.
536. *Argiva albicincta*, *Koll.*  
*Nyctipao albicincta*, *Cotes & Swinh. M. I.* p. 387.

537. *Argiva crepuscularis*, *Linn.*  
*Nyctipao crepuscularis*, Cotes & Swinh. M. I. p. 387.  
The slopes, 3000–4000 feet. Feb.–Sept.
538. *Entomogramma faultrix*, *Guén.*  
N. slopes, 3500 feet. July.
539. *Entomogramma torsa*, *Guén.*  
The slopes, 3000–4000 feet. Jan.–Aug.
540. *Speiredonia feducia*, *Stoll.*  
N. slopes, 3500 feet. March–July.
541. *Speiredonia retrahens*, *Walk.*  
The slopes, 3000–4000 feet.
542. *Sericia anops*, *Guén.*  
N. slopes, 3500 feet. Feb.

## HYPOPYRIDÆ.

543. *Spiramia confusa*, *Butl.*  
*Spiramia confusa*, Butl. Ill. Typ. L. H. vii. p. 78,  
pl. cxxxiii. figs. 6, 8 (1889).  
*Spiramia helicina*, auctorum (nec Hübn.), Cotes &  
Swinh. M. I. p. 391.  
N. slopes, 3500 feet. Feb.
544. *Spiramia cohærens*, *Walk.*  
N. slopes, 3500 feet. Jan., May. S. slopes, 3000  
feet. Aug.
545. *Spiramia triloba*, *Guén.*  
*Spiramia modesta*, Moore, Cotes & Swinh. M. I. p. 392.  
N. slopes, 3500 feet. Jan., Feb.
546. *Spiramia indenta*, *Hmps.* p. 89, Pl. CXLVII.  
ff. 20, 21.  
S. slopes, 3000 feet. Apr.
547. *Spiramia retorta*, *Linn.*  
N. slopes, 3500 feet. May.
548. *Hypopyra vespertilio*, *Fabr.*  
*Hypopyra shiva*, Guén., Cotes & Swinh. M. I. p. 393.  
N. slopes, 3500 feet. May, June, July.

## BENDIDÆ.

549. *Hulodes caranea*, *Cram.*  
The plateau, 6700 feet. March, Sept. N. slopes,  
3000 feet. Jan., June.

## OPHIUSIDÆ.

550. *Melipotis cyllaria*, *Cram.*  
*Melipotis tenebrosa*, Moore, Cotes & Swinh. M. I. p. 396.  
N. slopes, 3500 feet. Jan.
551. *Melipotis diversipennis*, *Walk.*  
N. slopes, 3500 feet. May.
552. *Melipotis fusifera*, *Walk.*  
N. slopes, 3500 feet. Jan. S. & W. slopes, 3000 feet.  
Sept.
553. *Melipotis pannosa*, *Moore.*  
S. slopes, 3000 feet.
554. *Sphingomorpha chlorea*, *Cram.*  
N. slopes, 3500 feet. Feb. The plateau, 6700 feet.  
March.
555. *Thyas coronata*, *Fabr.*  
S. & N. slopes, 3000–4000 feet. July.
556. *Thyas dotata*, *Fabr.*  
S. & N. slopes, 3000–4000 feet. May, June.
557. *Thyas elegans*, *Van der Hoev.*
558. *Minucia prunicolor*, *Moore.*  
S. slopes, 3000 feet.
559. *Minucia tirhæa*, *Cram.*  
*Phalæna Noctua tirhæa*, Cram. Pap. Exot. ii. 15,  
pl. 172. fig. E.  
*Ophiodes tirhæa*, Butl. Ill. Typ. L. H. vii. p. 15.  
*Minucia hottentota*, Guén. Noct. iii. 229. 1635.  
*Minucia separans*, Walk., Cotes & Swinh. M. I. p. 399.  
N. slopes, 3500 feet. June. The plateau, 6700 feet.  
Aug.
560. *Minucia trapezium*, *Guén.*  
S. slopes, 3000 feet.
561. *Minucia expedita*, *Walk.*  
*Minucia expedita*, Walk. L. H. B.M. xiv. p. 1375.  
N. slopes, 3500 feet. Jan.
562. *Pterogonia episcopolis*, *Swinh.*  
*Pterogonia episcopolis*, Swinh. Trans. Ent. Soc. Lond.  
1891, ined.  
S. slopes, 3000 feet.
563. *Ophisma maturata*, *Walk.*  
S. slopes, 3000 feet.
564. *Achæa combuans*, *Walk.*  
W. slopes, 3000 feet. Sept.

565. *Achæa melicerte*, *Drury*.  
The slopes, 3000–4000 feet. Jan., Sept.
566. *Serrodes campana*, *Guén.*  
S. slopes, 3000 feet.
567. *Serrodes inara*, *Cram.*  
S. slopes, 3000 feet. N. slopes, 3500 feet. July.
568. *Caranilla onelia*, *Guén.*  
The slopes, 3000–4000 feet. Apr.–Sept.
569. *Caranilla lageos*, *Walk.*  
*Caranilla lageos*, Walk. L. H. B. M. xiv. p. 1407 (1857).  
*Caranilla obumbrata*, Walk. l. c. xxxiii. p. 969 (1865).  
*Caranilla umbrosa*, Walk. l. c. p. 968 (1865).  
S. slopes, 3000 feet. Aug.
570. *Pasipeda hæmorrhoda*, *Guén.*  
S. slopes, 3000 feet.
571. *Pasipeda phaiosoma*, *Hmps.* p. 90, Pl. CXLVII. f. 2.  
W. slopes, 3000 feet. Sept.
572. *Macaldenia palumba*, *Guén.*  
The plateau, 6000 feet.
573. *Calesia dasyptera*, *Koll.*  
S. slopes, 3000 feet.
574. *Calesia fuscicarpus*, *Hmps.* p. 90, Pl. CXLVII.  
ff. 8, 9.  
*Calesia leucostigma*, Moore (nee Koll.), Lep. Ceyl. iii.  
p. 182, pl. 171. fig. 5 (1885).  
W. slopes, 2000 feet. Sept.
575. *Anerenthina condita*, *Walk.*  
W. slopes, 3000 feet. Sept.
576. *Anerenthina frontalis*, *Walk.*  
S. slopes, 3000 feet.
577. *Anerenthina trigonifera*, *Walk.*  
S. & N. slopes, 3000–4000 feet. July.
578. *Ophiusa albivitta*, *Guén.*  
*Ophiusa olympia*, Swinh., Cotes & Swinh. M. I. p. 410.  
The slopes, 3000–4000 feet. Feb., Aug.
579. *Ophiusa stuposa*, *Fabr.*  
N. slopes, 3500 feet. Feb.
580. *Ophiusa analis*, *Guén.*  
N. slopes, 3500 feet. Feb.–June.
581. *Ophiusa discalis*, *Moore.*  
W. slopes, 3000 feet. Sept.
582. *Ophiusa crameri*, *Moore.*  
N. slopes, 3500 feet. Feb., June.
583. *Ophiusa arcuata*, *Moore.*  
N. slopes, 3500 feet. Feb.
584. *Ophiusa joviana*, *Cram.*  
N. slopes, 3500 feet. Jan.
585. *Ophiusa amygdalis*, *Moore.*  
N. slopes, 3500 feet. Jan.
586. *Ophiusa arctotænia*, *Guén.*  
N. slopes, 3500 feet.
587. *Grammodes ammonia*, *Cram.*  
W. slopes, 3000 feet. Sept.
588. *Grammodes mygdon*, *Cram.*  
The plateau, 6000 feet. Apr. N. slopes, 3500 feet.  
June.
589. *Grammodes stolidia*, *Fabr.*  
S. slopes, 3000 feet.
590. *Fodina notata*, *Fabr.*
591. *Athyrima semilugens*, *Walk.* Pl. CXLIII. f. 13.  
*Hydrelia semilugens*, Cotes & Swinh. M. I. p. 296.  
*Bauhinia lateiceps*, Walk. L. H. B. M. xxxiii. p. 1000.  
W. slopes, 3000 feet. Sept.

## EUCLIDIÆ.

592. *Trigonodes disjuncta*, *Moore.*  
N. slopes, 3000 feet. Sept.
593. *Trigonodes hyppassia*, *Cram.*  
The plateau, 6000 feet. Apr. N. slopes, 3500 feet.  
July.
594. *Trigonodes cuneigera*, *Butl.*  
*Trigonodes cuneigera*, Butl. Ill. Typ. L. H. vii. p. 79.  
pl. cxxxii. fig. 5 (1889).  
S. slopes, 3000 feet. Apr. N. slopes, 3500 feet.  
May.
595. *Euclidia ? captata*, *Butl.*  
*Euclidia captata*, Butl. Ill. Typ. L. H. vii. p. 79.  
pl. cxxxiii. fig. 1 (1889).  
N. slopes, 3000 feet. May.
596. *Acantholipes trajectory*, *Walk.*  
*Euclidia trajectory*, Walk. L. H. B. M. xxxiii. p. 986  
(1865).  
*Acantholipes trifasciata*, Moore, Lep. Ceyl. iii. p. 187,  
pl. 172. fig. 2 (1885).  
N. slopes, 3500 feet. Feb. S. slopes, 3000 feet.  
Apr.

## REMIGIDÆ.

597. **Caunninda archesia**, *Cram.*  
*Remigia pellita*, Walk. L. H. B.M. xiv. p. 1503.  
*Remigia mayeri*, Walk. l. c. p. 1510.  
*Remigia nutuata*, Walk. l. c. p. 1505.  
*Remigia jnyalis*, Walk. l. c. p. 1505.  
*Remigia associata*, Walk. l. c. xxxiii. p. 1010.  
*Remigia inconcisa*, Walk. l. c. p. 1013.  
*Remigia demonstrans*, Walk. xiv. l. c. p. 1512.  
*Hypotra diffundens*, Walk. l. c. xxxiii. p. 963.  
 The plateau and slopes, 3000-7000 feet. Jan.-Dec.
598. **Caunninda gregalis**, *Guén.*  
*Remigia gregalis*, Cotes & Swinh. M. I. p. 415.  
 S. slopes, 3000 feet.
599. **Remigia frugalis**, *Fabr.*  
 N. slopes, 3500 feet. Jan.

## PSEUDO-DELTOIDES.

## FOCILLIDÆ.

600. **Hingula albulumata**, *Moore.*  
 N. slopes, 3500 feet. Jan.
601. **Hingula cervina**, *Moore.*  
 N. slopes, 3500 feet. June.
602. **Hingula figurata**, *Moore.*  
 N. slopes, 3500 feet. Jan.
603. **Zethes cristifera**, *Walk.*  
 N. slopes, 3500 feet. May.
604. **Egnasia ephyrodalis**, *Walk.*  
*Gracillodes ludiana*, Feld., Cotes & Swinh. M. I. p. 420.  
 W. slopes, 3000 feet. Sept.
605. **Egnasia polia**, *Hmps.* p. 90, Pl. CXLVII. f. 4.  
 S. slopes, 3000 feet. Aug.
606. **Egnasia grisangula**, *Hmps.* p. 90, Pl. CXLVII. f. 3.  
 S. slopes, 3000 feet. From Mr. Lindsay's collection.
607. **Matella accingalis**, *Walk.*  
*Matella caduca*, Swinh., Cotes & Swinh. M. I. p. 421.  
 S. slopes, 3000 feet. Aug. N. slopes, 3500 feet.  
 July.
608. **Daxata tantilla**, *Swinh.*  
 N. slopes, 3500 feet. Jan., Feb. S. slopes, 3000 feet.  
 Apr.
609. **Nagadeba indecoralis**, *Walk.*  
 W. slopes, 3000 feet. Sept.

## AMPHIGONIIDÆ.

610. **Lacera alope**, *Cram.*  
*Lacera procellosa*, Butl. Ann. N. H. (5) iv. p. 368.  
 N. slopes, 3000 feet. Jan., June.
611. **Amphigonia comprimens**, *Walk.*  
 S. slopes, 3000 feet. Apr.  
 The larva is brown and Geometer-shaped.
612. **Amphigonia hepatizans**, *Guén.*  
 W. slopes, 3000 feet. Sept.

## THERMESIIDÆ.

613. **Platyja exviola**, *Hmps.* p. 91, Pl. CXLVII. f. 18.  
 S. & W. slopes, 3000 feet. Sept.
614. **Sanys rivulosa**, *Walk.*  
 S. slopes, 3000 feet.
615. **Seneratia præcipua**, *Walk.*  
 N. slopes, 3500 feet. Jan., Feb.
616. **Capnodes fasciata**, *Hmps.* p. 91, Pl. CXLVII. f. 10.  
 The plateau, 6000-6700 feet. May, June.
617. **Raparna ochreipennis**, *Moore.*  
*Asthena quærula*, Swinh. M. I. iv. p. 583.  
 N. slopes, 3500 feet. Jan., March.
618. **Mestleta divisa**, *Walk.*  
*Selenis lauta*, Butl. Ann. N. H. (5) i. p. 294, and III.  
 L. H. ii. p. 44, pl. xxxiv. fig. 1.  
 The plateau, 6700 feet. March. N. slopes, 3500  
 feet. May.
619. **Mestleta irrecta**, *Walk.*  
 S. slopes, 3000 feet. Aug.
620. **Mestleta quadrupex**, *Hmps.* p. 91, Pl. CXLVII.  
 f. 15.  
 N. slopes, 3500 feet. June.
621. **Mestleta rubra**, *Hmps.* p. 92, Pl. CXLVII. f. 16.  
 S. & W. slopes, 3000 feet. Sept.
622. **Azazia rubricans**, *Boisd.*  
 N. slopes, 3500 feet. Jan.
623. **Fascellina chromataria**, *Walk.*  
*Marcala usta*, Walk., Cotes & Swinh. M. I. p. 486.  
 S. slopes, 3000 feet.
624. **Doranaga apicalis**, *Moore.*  
 S. slopes, 3000 feet.
625. **Doranaga straminea**, *Hmps.* p. 92, Pl. CXLVII.  
 f. 17.  
 W. slopes, 3000 feet. Sept.



## DELTOIDES.

## PLATYDIDÆ.

626. *Episparis tortuosalis*, Moore.  
S. slopes, 3000 feet. Aug.

## HYPENIDÆ.

627. *Dichromia orosia*, Cram.  
The plateau and slopes, 3000-7000 feet. Jan.
628. *Dichromia pullata*, Moore.  
S. slopes, 3000 feet.
629. *Anoratha paritalis*, Walk.  
S. slopes, 3000 feet. Aug.
630. *Corcobara angulipennis*, Moore.  
S. slopes, 3000 feet.
631. *Hormisa crambooides*, Butl.  
*Hormisa crambooides*, Cotes & Swinh. M. I. p. 764.  
*Rhynchina crambooides*, Ill. Typ. L. H. vii. p. 16.  
S. slopes, 3000 feet. Apr. N. slopes, 3500 feet.  
June.
632. *Rhynchina sagittata*, Butl.  
*Rhynchina sagittata*, Butl. Ill. Typ. L. H. vii. p. 83,  
pl. cxxxiii, figs. 10, 11 (1889).  
N. slopes, 3500 feet. June.
633. *Rhynchina pallida*, Hmps. p. 92, Pl. CXLVII. f. 5.  
N. slopes, 3500 feet. Jan.
634. *Rhynchina idæoides*, Hmps. p. 93, Pl. CXLVII.  
f. 12.  
W. slopes, 3000 feet. Sept.
635. *Rhynchina tenuipalpis*, Hmps. p. 93, Pl. CXLVII.  
f. 11.  
W. slopes, 3000 feet. Sept.
636. *Hypena abducalis*, Walk.  
*Hypena uvulalis*, Walk., Cotes & Swinh. M. I.  
p. 445.  
S. & N. slopes, 3000-4000 feet.
637. *Hypena assimilis*, Hmps. p. 93, Pl. CXLVII. f. 6.  
*Hypena cognata* (Nilgiris), Cotes & Swinh. M. I.  
p. 763.  
S. & N. slopes, 3000-4000 feet. Feb.
638. *Hypena persimilis*, Hmps. p. 94, Pl. CXLVII.  
f. 13.  
S. slopes, 3000 feet. Apr.
639. *Hypena indicatalis*, Walk.  
*Hypena indicatalis*, Walk. L. H. B.M. xvi. p. 61  
(1858).  
N. slopes, 3500 feet. May. W. slopes, 3000 feet.  
Sept.
640. *Hypena laceratalis*, Walk.  
The plateau, 6700 feet. Jan., March.
641. *Hypena varialis*, Walk.  
*Hypena varialis*, Walk. L. H. B.M. xxxiv. p. 1136.  
The plateau, 6000-6700 feet. Feb.
642. *Hypena griseapex*, Hmps. p. 94, Pl. CXLVII. f. 7.  
The plateau, 6000 feet. From Mr. Lindsay's col-  
lection.
643. *Hypena squamea*, Hmps. p. 94, Pl. CXLVII. f. 22.  
S. & N. slopes, 3000-4000 feet. June.
644. *Hypena strigosa*, Hmps. p. 94, Pl. CXLVII. f. 14.  
The plateau, 6700 feet. Feb., March.
645. *Hypena crassipalpis*, Butl.  
*Hypena crassipalpis*, Butl. Ill. Typ. L. H. vii. p. 85,  
pl. cxxxiii. fig. 16 (1889).  
N. slopes, 3500 feet. Jan. S. & W. slopes, 3000  
feet. Sept.
646. *Hypena nilgirica*, Hmps. p. 95, Pl. CXLVIII. f. 1.  
The plateau, 6700 feet. Jan. N. slopes, 3500 feet.  
Jan.
647. *Hypena minor*, Hmps. p. 95, Pl. CXLVIII. f. 22.  
N. slopes, 3500 feet. Feb.
648. *Hypena jocosalis*, Walk.  
S. slopes, 3000 feet.
649. *Hypena rectifascia*, Hmps. p. 96, Pl. CXLVIII.  
f. 2.  
S. & W. slopes, 3000 feet. Sept.
650. *Hypena labatalis*, Walk.  
N. slopes, 3500 feet. Jan.
651. *Hypena lignealis*, Walk.  
W. slopes, 3000 feet. Sept.
652. *Hypena iconicalis*, Walk.  
S. slopes, 3000 feet. Apr., Aug.
653. *Hypena molpusalis*, Walk.  
The plateau, 6000 feet.
654. *Hypena thermesialis*, Walk.  
*Hypena thermesialis*, Walk. L. H. B.M. xxxiv. p. 1515.  
The plateau, 6700 feet. May, June, Oct.

655. *Hypena griseivitta*, *Hmps.* p. 96, Pl. CXLVIII, f. 8.  
S. slopes, 3000 feet. Apr. W. slopes, 3000 feet.  
Sept. The plateau, 6700 feet. Aug.
656. *Hypena tristis*, *Hmps.* p. 96, Pl. CXLVIII, f. 14.  
The plateau, 6700 feet. Sept.
657. *Hypena uniformis*, *Hmps.* p. 96, Pl. CXLVIII, f. 7.  
S. slopes, 3000 feet. From Mr. Lindsay's collection.
658. *Hypena olivacea*, *Hmps.* p. 97, Pl. CXLVIII, f. 19.  
S. & N. slopes, 3000-4000 feet. June.
659. *Hypena albifusa*, *Hmps.* p. 97, Pl. CXLVIII, f. 9.  
The plateau, 6000 feet. From Mr. Lindsay's collection.
660. *Hypena notata*, *Hmps.* p. 97, Pl. CXLVIII, f. 23.  
*Hypena symethusalis*, ? var., *Butl.* (nec *Walk.*), Ill.  
Typ. L. H. vii, p. 16.  
N. slopes, 3500 feet. Jan. The plateau, 6700 feet.  
March-Oct.
661. *Hypena eurhipoides*, *Hmps.* p. 98, Pl. CXLVIII,  
f. 16.  
The plateau, 6700 feet. Feb., March.
662. *Hypena minna*, *Butl.*  
*Hypena minna*, *Butl.* Ill. Typ. L. H. iii, p. 69,  
pl. xv, fig. 12 (1879).  
*Hypena vceordialis*, *Swinh.*, *Cotes & Swinh.* M. I.  
p. 445.  
*Hypena speculalis*, *Swinh.* (var.), *Cotes & Swinh.* l. c.  
p. 444.  
*Hypena beatulis*, *Feld.* *Reise Nov.*, *Lep.* pl. cxx,  
fig. 19 (1873).  
N. slopes, 3500 feet. Feb., June. The plateau, 6700  
feet. March.
663. *Hypena radicalis*, *Swinh.*  
*Hypena radicalis*, *Swinh.* P. Z. S. 1890, p. 416.  
The plateau, 6000-7000 feet. Throughout the year.
664. *Hypena mandatalis*, *Walk.*  
S. slopes, 3000 feet.
665. *Hypena curvilinea*, *Hmps.* p. 98, Pl. CXLVIII,  
f. 18.  
The plateau, 6000 feet. Apr.
666. *Ophiuche obaceralis*, *Walk.*  
N. slopes, 3000 feet. Jan.
667. *Ophiuche ferriscitalis*, *Walk.*  
*Hypena ferriscitalis*, *Walk.* L. H. B.M. xxxiv, p. 1142  
(1865).  
N. slopes, 3500-4500 feet. Jan.
668. *Ophiuche lividalis*, *Hüb.*  
*Hypena lividalis*, *Hüb.* *Eur. Sch.* v. f. 11. 186.  
*Hypena conscitalis*, *Walk.* L. H. B.M. xxxiv, p. 1509  
(1865).  
*Hypena scissalis*, *Walk.* l. c. xxxiv, p. 1183.  
*Hypena aljuralis*, *Walk.* l. c. xvi, p. 68.  
N. slopes, 3500 feet. Jan.
669. *Ophiuche mistacalis*, *Guén.*  
N. slopes, 3500 feet. Jan.
- HERMINIIDÆ.
670. *Lobocheilus illatitoides*, *Hmps.* p. 98, Pl. CXLVIII,  
f. 10.  
The plateau, 6000 feet. From Mr. Lindsay's col-  
lection.
671. *Chusaris punctilinealis*, *Walk.*  
S. slopes, 3000 feet. Aug.
672. *Dragana pansalis*, *Walk.*  
S. & W. slopes, 3000 feet. Sept.
673. *Apphadana festina*, *Walk.*  
N. slopes, 3500-4500 feet. Jan., Feb.
674. *Apphadana diminutiva*, *Walk.*  
*Homoptera diminutiva*, *Walk.* L. H. B.M. xxxiii,  
p. 890.  
*Magulaba diminutiva*, *Butl.* Ill. Typ. L. H. vii,  
p. 16.  
S. slopes, 3000 feet.
675. *Gabala polyspilalis*, *Walk.*  
N. slopes, 3500 feet. July.
676. *Cacyparis insolita*, *Walk.*  
S. slopes, 2500 feet. Aug.
677. *Echana abavalis*, *Walk.*  
N. slopes, 3500 feet. Feb. W. slopes, 3000 feet.  
Sept.
678. *Zanclognatha innocens*, *Butl.*  
*Zanclognatha innocens*, *Butl.* Ill. Typ. L. H. iii, p. 63,  
pl. lvi, f. 10.  
N. slopes, 3500 feet. Jan. S. slopes, 3000 feet. Aug.
679. *Zanclognatha relata*, *Hmps.* p. 99, Pl. CXLVIII,  
f. 5.  
N. slopes, 3500 feet. Jan.
680. *Zanclognatha undulata*, *Moore.*  
S. slopes, 3000 feet.

681. *Hydrilodes gravatalis*, *Walk.*  
S. slopes, 3000 feet.
682. *Hydrilodes lentalis*, *Guén.*  
*Bleptina morosa*, *Butl.*, *Cotes & Swinh. M. I. p. 446.*  
N. slopes, 3500 feet. Jan. S. slopes, 3000 feet.  
Aug.
683. *Hydrilodes uliginosalis*, *Guén.*  
*Hydrilodes uliginosalis*, *Guén. Delt. et Pyr. pp. 66,*  
*82 (1854).*  
*Gizama cleobisalis*, *Walk. L. H. B.M. xvi. p. 249.*  
N. slopes, 3500 feet. May.
684. *Bertula adjudicalis*, *Walk.*  
W. slopes, 3000 feet. Sept.
685. *Bertula partita*, *Hmps. p. 99, Pl. CXLVIII. f. 13.*  
W. slopes, 3000 feet. Sept.
686. *Bracharthron maculapex* *Hmps. p. 99, Pl.*  
*CXLVIII. ff. 4, 11.*  
S. slopes, 3000 feet. From Mr. Lindsay's collection.
687. *Nodaria externalis*, *Guén.*  
*Bocana asopusalis*, *Walk. L. H. B.M. xvi. p. 185.*  
N. slopes, 3500 feet. Feb. S. slopes, 3000 feet.  
Aug.
688. *Herminia ruptistigma*, *Hmps. p. 100, Pl.*  
*CXLVIII. f. 20.*  
S. slopes, 3000 feet. From Mr. Lindsay's collection.
689. *Bocana fulvipicta*, *Butl.*  
*Pseudaglossa fulvipicta*, *Butl. Ill. Typ. L. H. vii.*  
*p. 87, pl. cxxxiv. f. 5.*  
*Pseudaglossa modesta*, *Swinh. Trans. Ent. Soc. Lond.*  
*1890, p. 261.*  
N. slopes, 3500 feet. Jan.
690. *Bocana despecta*, *Walk.*  
*Thermesia despecta*, *Cotes & Swinh. M. I. p. 425.*  
*Bocana determinata*, *Walk., Cotes & Swinh. l. c.*  
*p. 455.*  
S. slopes, 3000 feet. Aug.
691. *Bocana manifestalis*, *Walk.*  
S. & N. slopes, 3000-4000 feet. Jan.
692. *Bocana marginata*, *Moore.*  
S. slopes, 3000 feet.
693. *Bocana muralis*, *Moore.*  
S. slopes, 3000 feet.
694. *Byturna digramma*, *Walk.*  
*Gesonia scitula*, *Walk., Cotes & Swinh. M. I. p. 432.*  
*Bocana? crubescens*, *Walk., Cotes & Swinh. M. I.*  
*p. 455.*  
S. & N. slopes, 3000-4000 feet. Jan.-March. The  
plateau, 6700 feet. Oct.
695. *Byturna rufifascia*, *Hmps. p. 100, Pl. CXLVIII.*  
*f. 6.*  
The plateau, 6000-7000 feet. May, June.
696. *Avitta cervina*, *Walk.*  
S. slopes, 3000 feet. Aug.
697. *Avitta iconica*, *Walk.*  
*Ruscicada iconica*, *Swinh. M. I. iii. p. 344.*  
N. slopes, 3500 feet. June.
698. *Avitta rufifrons*, *Moore.*  
N. slopes, 3500 feet. May.
699. *Avitta subsignans*, *Walk.*  
N. slopes, 3500 feet. Feb.
700. *Avitta luna*, *Hmps. p. 100, Pl. CXLVIII. f. 21.*  
S. slopes, 3000 feet. Aug.
701. *Labanda saturalis*, *Walk.*  
*Labanda achine*, *Feld., Cotes & Swinh. M. I. p. 457.*  
The plateau and slopes, 3000-7000 feet. Throughout  
the year.
702. *Labanda fasciata*, *Walk.*  
*Lazanda fasciata*, *Walk., Cotes & Swinh. M. I. p. 260.*  
*Labanda muscosa*, *Walk., Cotes & Swinh. l. c. p. 457.*  
N. slopes, 3500 feet.
703. *Labanda semipars*, *Walk.*  
N. slopes, 3500 feet. Jan., May.
704. *Aginna robustalis*, *Guén.*  
S. & N. slopes, 3000-4000 feet. Feb.
705. *Aginna nipbona*, *Butl.*  
*Bocana nipbona*, *Butl. Ill. Typ. L. H. ii. p. 56,*  
*pl. xxxviii. fig. 9.*  
N. slopes, 3500 feet. July. S. & W. slopes, 3000  
feet. Sept.
706. *Sophronia capalis*, *Walk.*  
*Sophronia capalis*, *Walk. L. H. B.M. xvi. p. 95.*  
N. slopes, 3500 feet. Jan.
707. *Rivula biocularis*, *Moore.*  
N. slopes, 3500 feet. Feb.

708. *Rivula punctilicia*, *Hmps.* p. 101, Pl. CXLVIII. f. 17.  
The plateau, 6700 feet. Jan.
709. *Rivula basalis*, *Hmps.* p. 101, Pl. CXLVIII. f. 3.  
N. slopes, 3500 feet. Feb.
710. *Pasira ænigmatica*, *Swinh.*  
S. slopes, 3000 feet. Apr.
711. *Pasira biatomea*, *Moore.*  
N. slopes, 3500 feet. Jan.
712. *Culicula bimarginata*, *Walk.*  
*Culicula bimarginata*, *Walk.* L. H. xxxiii. p. 952.  
*Nabartha marginata*, *Moore, Cotes & Swinh.* M. I. p. 460.  
N. slopes, 3500 feet. Feb.
713. *Helia fuscicosta*, *Hmps.* p. 101, Pl. CXLVIII. f. 15.  
S. slopes, 3000 feet. April. N. slopes, 3500 feet. June.
714. *Helia cidaroides*, *Hmps.* p. 101, Pl. CXLVIII. f. 12.  
S. slopes, 3000 feet. From Mr. Lindsay's collection.
715. *Asta quadrilinea*, *Walk.*  
The plateau, 6000 feet.
- GEOMETRITES.**  
EROSIIDÆ.
716. *Dirades binotata*, *Walk.*  
The plateau, 6700 feet. Oct.
717. *Dirades leucocera*, *Hmps.* p. 102, Pl. CL. f. 13.  
N. slopes, 3500 feet. Jan.
718. *Erosia adjutaria*, *Walk.*  
*Dirades adjutaria*, *Cotes & Swinh.* M. I. p. 464.  
The plateau, 6700 feet. Oct.
719. *Erosia irrorata*, *Moore.*  
*Dirades irrorata*, *Cotes & Swinh.* M. I. p. 465.  
N. slopes, 3500 feet. Jan.
720. *Erosia albida*, *Hmps.* p. 102, Pl. CL. f. 10.  
N. slopes, 3500 feet. Feb.
721. *Erosia lilacina*, *Moore.*  
*Dirades lilacina*, *Cotes & Swinh.* M. I. p. 465.  
The plateau, 6700 feet. June.
722. *Erosia unicauda*, *Hmps.* p. 103, Pl. CL. f. 21.  
S. slopes, 3000 feet. Apr.
723. *Erosia obscuraria*, *Moore.*  
*Dirades obscuraria*, *Cotes & Swinh.* M. I. p. 465.  
N. slopes, 3500 feet. Jan.
724. *Erosia longipennis*, *Hmps.* p. 103, Pl. CL. f. 20.  
N. slopes, 3500 feet. Jan.
725. *Erosia fulvilinea*, *Hmps.* p. 103, Pl. CL. f. 19.  
N. slopes, 3500 feet. May, July.
726. *Gathynia miraria*, *Walk.*  
N. slopes, 3500 feet. Jan.
- URAPTERYGIDÆ.
727. *Urapteryx marginata*, *Hmps.* p. 104, Pl. CL. f. 17.  
N. slopes, 3600 feet. March-July. S. slopes, 3000 feet.
728. *Thinopteryx crocopterata*, *Koll.*  
N. slopes, 3500 feet. Jan. S. slopes, 3000 feet.
- ENNOMIDÆ.
729. *Lagyra talaca*, *Walk.*  
W. slopes, 3000 feet. Sept.
730. *Hypertyra lutea*, *Cram.*  
N. slopes, 3500 feet. June, July. S. slopes, 3000 feet.
731. *Angerona cessaria*, *Walk.*  
S. slopes, 3000 feet. Aug.
732. *Orsonoba rajaca*, *Walk.*  
The slopes, 3000-3500 feet. Jan.
733. *Scardamia metallaria*, *Guën.*  
The slopes, 3000-3500 feet. May-July.
734. *Caberodes erythra*, *Hmps.* p. 104, Pl. CL. f. 2.  
S. slopes, 3000 feet. Apr.
- OXYDIDÆ.
735. *Marcala galbulata*, *Feld.*  
The plateau, 6000 feet. Apr.
736. *Marcala sulphurescens*, *Moore.*  
*Marcala obliquaria*, *Moore, Cotes & Swinh.* M. I. p. 485.  
The plateau, 6000 feet. Apr. W. slopes, 3000 feet. Sept.
737. *Omiza miliaria*, *Swinh.* Pl. CXLIX. f. 4, 10, 14, 15, 16, 17, 18.  
*Omiza miliaria*, *Swinh.* P. Z. S. 1889, p. 425.  
N. slopes, 3500 feet. May-Aug.

## ÆNOCHROMIDÆ.

738. *Decetia subobscurata*, *Walk.*  
S. slopes, 3000 feet.
739. *Noreia inamata*, *Walk.*  
W. slopes, 3000 feet. Sept.

## AMPHIDASYDÆ.

740. *Cusiala disterrinata*, *Walk.* Pl. CXLIX. f. 13.  
N. slopes, 3500 feet. July.

## BOARMIIDÆ.

741. *Medasina plumosa*, *Hmps.* p. 105, Pl. CL. f. 18.  
The plateau, 6700 feet. March. 6000 feet. Oct.
742. *Medasina strixaria*, *Guén.*  
W. slopes, 3000 feet. Sept.
743. *Menophra canidorsata*, *Walk.*  
S. slopes, 3000 feet. Aug.
744. *Menophra perserrata*, *Walk.*  
*Scotosia perserrata*, Cotes & Swinh. M. I. p. 563.  
The plateau, 6700 feet. March, Sept.
745. *Menophra retractaria*, *Moore.*  
*Hemerophila retractaria*, Cotes & Swinh. M. I. p. 495.  
The plateau, 6000 feet.
746. *Menophra nigrifasciata*, *Hmps.* p. 105, Pl. CL. f. 1.  
S. slopes, 3000 feet. From Mr. Lindsay's collection.
747. *Menophra rubridisca*, *Hmps.* p. 106, Pl. CL. f. 8.  
S. slopes, 3000 feet. From Mr. Lindsay's collection.
748. *Cleora indistincta*, *Hmps.* p. 106, Pl. CL. f. 3.  
N. slopes, 3500 feet. Jan.
749. *Cleora latifascia*, *Hmps.* p. 106, Pl. CL. f. 4.  
The plateau, 6700 feet. March.
750. *Narapa breta*, *Swinh.*  
*Narapa breta*, Swinh. P. Z. S. 1889, p. 426.  
The plateau, 6700 feet. Jan. The slopes, 3000-4000  
feet. Aug.
751. *Narapa pallida*, *Hmps.* p. 106, Pl. CL. f. 9.  
N. slopes, 3500 feet. Jan., July. S. slopes, 3000  
feet. Apr.
752. *Alois nilgirica*, *Hmps.* p. 107, Pl. CL. f. 12.  
The plateau, 6000-6700 feet. Jan.

753. *Darisa bhurmitra*, *Walk.*  
*Boarmia bhurmitra*, Cotes & Swinh. M. I. p. 498.  
N. slopes, 3500 feet. Jan., June. S. slopes, 3000  
feet. Aug.
754. *Boarmia diffusaria*, *Walk.*
755. *Catoria procuraria*, *Walk.*  
S. slopes, 3000 feet.
756. *Chogada alienaria*, *Walk.*  
*Boarmia illustraria*, Walk. L. H. B.M. xxvi. p. 1539.  
*Chogada fraterna*, Moore, Cotes & Swinh. M. I.  
p. 503.  
S. slopes, 3000 feet. Aug. W. slopes, 3000 feet.  
Sept.
757. *Serraca transcissa*, *Walk.* p. 107, Pl. CL. f. 6.  
*Boarmia contectaria*, Walk., Cotes & Swinh. M. I.  
p. 499.  
S. slopes, 3000 feet. From Mr. Lindsay's collection.
758. *Tephrosia angulata*, *Hmps.* p. 107, Pl. CL. f. 7.  
S. slopes, 3000 feet. From Mr. Lindsay's collection.
759. *Bylazora pilicostata*, *Walk.* Pl. CXLIX. ff. 2, 3,  
8, 9.  
*Bylazora licheniferata*, ♂, Walk., Cotes & Swinh.  
M. I. p. 504.  
The plateau, 6000-6700 feet. Throughout the year.
760. *Racotis boarmiaria*, *Guén.*  
S. slopes, 3000 feet.
761. *Pachyodes ruficosta*, *Hmps.* p. 108, Pl. CL. f. 16.  
S. slopes, 3000 feet. From Mr. Lindsay's collection.
762. *Pingasa commutata*, *Walk.*  
*Hypochroma commutata*, Walk. L. H. B.M. xxi. p. 449.  
*Hypochroma perfectaria*, Walk., Cotes & Swinh. M. I.  
p. 508.  
The slopes, 3000-3500 feet. July.
763. *Pingasa viridaria*, *Moore.*  
*Hypochroma viridaria*, Cotes & Swinh. M. I. p. 509.  
The plateau, 6000 feet.
764. *Petelia medardaria*, *Herr.-Sch.*  
The slopes, 3000-3500 feet. May.
765. *Alana vexillaria*, *Guén.*  
W. slopes, 3000 feet. Sept.
766. *Alana riobearia*, *Walk.*  
*Hyperythra* (?) *riobearia*, Cotes & Swinh. M. I. p. 478.  
S. slopes, 3000 feet. Aug.

767. *Alana spilotelaria*, *Walk.* Pl. CXLIX. ff. 5, 6, 11, 12.  
*Ennomos* (?) *spilotelaria*, *Cotes & Swinh. M. I.* p. 481.  
*Anisodes inaptaria*, *Walk., Cotes & Swinh. l. c.* p. 531.  
The plateau, 6000-6700 feet. Feb.-July.

## GEOMETRIDÆ.

768. *Loxochila mutans*, *Butl.*
769. *Geometra pallescens*, *Hmps.* p. 108, Pl. CLI. f. 3.  
The plateau, 6000-6700 feet. May.
770. *Geometra specularia*, *Guén.*
771. *Thalassodes bifasciata*, *Walk.*  
S. slopes, 3000 feet.
772. *Thalassodes glaucaria*, *Walk.*  
N. slopes, 3500 feet.
773. *Thalassodes macruraria*, *Walk.*  
*Thalassodes sisunaga*, *Walk., Cotes & Swinh. M. I.*  
p. 519.  
S. slopes, 3000 feet. Aug.
774. *Thalassodes pilaria*, *Guén.*  
*Thalassodes pilaria*, *Guén. Phal. i.* p. 361, 567, pl. 15.  
f. 2.  
*Thalassodes opalina*, *Butl., Cotes & Swinh. M. I.* p. 518.  
N. slopes, 3500 feet. May-July.
775. *Thalera aculeata*, *Hmps.* p. 109, Pl. CL. f. 5.  
N. slopes, 3500 feet. July.
776. *Thalera graminea*, *Hmps.* p. 109, Pl. CLI. f. 1.  
S. slopes, 3000 feet. Aug.
777. *Thalera insularia*, *Walk.*  
*Thalera insularia*, *Walk., L. H. B.M. xxii.* p. 598.  
N. slopes, 3500 feet. June.
778. *Thalera undularia*, *Hmps.* p. 109, Pl. CLI. f. 2.  
N. slopes, 3500 feet. June.
779. *Thalera unifascia*, *Hmps.* p. 110, Pl. CLI. f. 7.  
S. slopes, 3000 feet. Aug.
780. *Thalera uniformis*, *Hmps.* p. 110, Pl. CL. f. 11.  
N. slopes, 3500 feet. Feb. S. slopes, 3000 feet. Aug.
781. *Thalera disjuncta*, *Walk.*  
N. slopes, 3500 feet. Mar.-July.
782. *Nemoria aperta*, *Swinh.*  
*Geometra aperta*, *Cotes & Swinh. M. I.* p. 514.
783. *Nemoria carnifrons*, *Butl.*  
W. slopes, 3000 feet. Sept. S. slopes, 3000 feet.
784. *Zamarada excisa*, *Hmps.* p. 110.  
*Zamarada translucida*, ♀, *Moore (nec Walk.)*, *Lep.*  
*Cey. iii.* p. 432, pl. 197. fig. 2.  
N. slopes, 3500 feet. May, June.
785. *Agathia hemithearia*, *Guén.*  
N. slopes, 3500 feet. Jan., July.
786. *Agathia lætata*, *Fabr.*  
*Agathia hilarata*, *Guén., ♀*, *Cotes & Swinh. M. I.*  
p. 524.  
The plateau, 6000 feet. S. slopes, 3000 feet.
787. *Agathia lycænaria*, *Koll.*  
The plateau, 6000 feet.
788. *Iodis thalassica*, *Moore.*  
N. slopes, 3500 feet. Jan.
789. *Eucrostis pyrrogona*, *Walk.* Pl. CLVI. f. 27.  
S. slopes, 3000 feet. Aug.
790. *Eucrostis smaragdus*, *Hmps.* p. 110, Pl. CLI. f. 15.  
N. slopes, 3500 feet. May.
791. *Eucrostis perlepidaria*, *Walk.* Pl. CLVI. f. 28.  
*Eucrostis perlepidaria*, *Walk. L. H. B.M. xxxv.* p. 1616.  
S. slopes, 3000 feet. Apr.

## PALYADÆ.

792. *Eumelia aureliata*, *Guén.*  
The slopes, 3000-4000 feet. June-Sept.
793. *Eumelia ludovicata*, *Guén.*  
N. & S. slopes, 3000-4000 feet. Jan., July.
794. *Eumelia vulperaria*, *Cram.*  
N. slopes, 3500 feet. Jan.
795. *Eumelia olivacea*, *Hmps.* p. 110, Pl. CLI. f. 17.  
N. slopes, 3500 feet. May.

## EPHYRIDÆ.

796. *Ephyra abhadraca*, *Walk.*  
The plateau, 6700 feet. May.
797. *Ephyra rubra*, *Hmps.* p. 111, Pl. CLI. f. 8.  
N. slopes, 3500 feet. May.
798. *Ephyra quieta*, *Swinh.*  
N. slopes, 3500 feet. May.
799. *Ephyra maculifascia*, *Hmps.* p. 111, Pl. CLI. f. 9.  
N. slopes, 3500 feet. Feb., May.

800. *Anisodes absconditaria*, *Walk.* Pl. CLVI. f. 16.  
The plateau, 6700 feet. May.
801. *Anisodes arenosaria*, *Moore.*  
N. slopes, 3500 feet.
802. *Anisodes obrinaria*, *Guén.*  
*Anisodes caligata*, *Walk.*, *Cotes & Swinh.* M. I. p. 530.  
The plateau, 6000-6700 feet. Feb., May, Aug.  
S. slopes, 3000 feet. Apr.
803. *Anisodes obliivaria*, *Walk.*  
*Anisodes obrinaria* (part.), *Cotes & Swinh.* M. I. p. 532.  
N. slopes, 3500 feet. May-June.
804. *Anisodes patruelis*, *Moore.*  
N. slopes, 3500 feet.
805. *Anisodes walkeri*, *Bull.* Pl. CLVI. f. 7.  
*Idaea walkeri*, *Cotes & Swinh.* M. I. p. 579.  
The plateau, 6700 feet. Mar., Sept. N. slopes,  
3500 feet. May.
806. *Borbacha pardaria*, *Guén.*  
N. slopes, 3500 feet.
807. *Synegia imitaria*, *Walk.*  
The plateau, 6000 feet. Aug.
- CABERIDÆ.
808. *Stegania subtessellata*, *Walk.* Pl. CLVI. f. 6.  
*Macaria subtessellata*, *Cotes & Swinh.* M. I. p. 537.  
N. slopes, 3500 feet. Jan., July. S. slopes, 3000 feet.  
Apr.
809. *Stegania urbica*, *Swinh.* Pl. CLVI. f. 14.  
*Asthena urbica*, *Cotes & Swinh.* M. I. p. 584.  
N. slopes, 3500 feet. May. W. slopes, 3000 feet.  
Sept.
- MACARIIDÆ.
810. *Macaria emersaria*, *Walk.*  
N. slopes, 3500 feet. May.
811. *Macaria sufflata*, *Guén.*  
*Gonodela sufflata*, *Cotes & Swinh.* M. I. p. 542.  
N. slopes, 3500 feet. June. S. slopes, 3000 feet. Aug.
812. *Tephрина bolina*, *Swinh.*  
N. slopes, 3500 feet. Jan., Feb.
813. *Tephрина falsaria*, *Walk.*  
The plateau, 6000-6700 feet. Jan., Aug. N. slopes.  
3500 feet. Jan.
814. *Tephрина modesta*, *Moore.*  
S. slopes, 3000 feet.
815. *Tephрина? fumosa*, *Hmps.* p. 112, Pl. CLI. f. 19.  
N. slopes, 3500 feet. May, July.
816. *Gubaria fasciata*, *Fabr.*  
N. & S. slopes, 3000-5000 feet. Throughout the year.
817. *Gubaria nora*, *Walk.*  
S. slopes, 3000 feet. Apr.
818. *Gubaria xanthonora*, *Walk.*  
N. slopes, 3500 feet; W. slopes, 3000 feet. Sept.
819. *Gubaria inchoata*, *Walk.*  
*Gonodela inchoata*, *Cotes & Swinh.* M. I. p. 541.  
N. slopes, 3500 feet. Jan., Feb. S. slopes, 3000 feet.  
Apr.
820. *Gubaria subalbitaria*, *Swinh.*  
*Gubaria subalbitaria*, *Swinh.* P. Z. S. 1890, p. 428.  
S. slopes, 3000 feet. Apr.
821. *Gonodela hebesata*, *Walk.*  
N. slopes, 3500 feet. May. S. slopes, 3000 feet. Apr.
822. *Gonodela horridaria*, *Moore.*  
S. slopes, 3000 feet.
823. *Gonodela triangulata*, *Hmps.* p. 112, Pl. CLI.  
ff. 4, 10.  
N. slopes, 3500 feet. June.
824. *Gonodela vasudeva*, *Walk.*  
*Gonodela placida*, *Moore*, *Cotes & Swinh.* M. I. p. 541.  
N. slopes, 3500 feet.
825. *Zeheba aurata*, *Moore.*  
N. slopes, 3500 feet. June.
826. *Azata ferruginata*, *Moore.*  
N. slopes, 3500 feet. Jan. S. slopes, 3000 feet. Sept.
827. *Azata quadraria*, *Moore.*  
The plateau, 6700 feet. May.
828. *Azata subfasciata*, *Hmps.* p. 112, Pl. CLI. f. 20.  
The plateau, 6000-6700 feet. Apr., May.
829. *Azata? emarginata*, *Hmps.* p. 113, Pl. CLI. f. 14.  
N. slopes, 3500 feet. Jan. Anamallai Hills. 3000 feet.  
Feb.
830. *Azata? palliata*, *Hmps.* p. 113, Pl. CLI. ff. 5, 11.  
The plateau, 6000-6700 feet. Apr., May, Sept.
831. *Azata? excisa*, *Hmps.* p. 114, Pl. CLI. f. 13.  
The plateau, 6700 feet. May.

## FIDONIIDÆ.

832. *Sterria labda*, *Cram.*  
*Phalana labda*, *Cram. Pap. Exot. ii. p. 129, pl. 181.*  
f. D.  
*Sterria labdaria*, *Guén. Phal. ii. p. 176. 1207.*  
N. slopes, 3500 feet. July.
833. *Corymica exiguinota*, *Hmps.* p. 114, Pl. CLI. f. 12.  
The plateau, 6000 feet. From Mr. Lindsay's collection.
834. *Gamoruna nigripuncta*, *Hmps.* p. 114, Pl. CLI. f. 18.  
N. slopes, 3500 feet. June. The plateau, 6000-6700 feet. June.
835. *Ozola microniaria*, *Walk.*  
N. slopes, 3500 feet. Feb.
836. *Prionia squalidaria*, *Hüb.*  
*Inisca cyclogonata*, *Walk. L. H. B.M. xxvi. p. 1765.*  
N. slopes, 3500 feet. Feb. The plateau, 6700 feet. May.
837. *Zomia miscella*, *Swinh.* Pl. CLI. f. 19.  
*Zomia miscella*, *Swinh. Trans. Ent. Soc. Lond. 1891,*  
ined.  
The plateau, 6000-6700 feet. Mar., May, Aug.
838. *Zomia serpentinaria*, *Walk.*  
S. slopes, 3000 feet.
839. *Plutodes nilgirica*, *Hmps.* p. 115, Pl. CLI. f. 6.  
The plateau, 6000 feet. From Mr. Lindsay's collection.

## ZERENIDÆ.

840. *Abraxas detritaria*, *Walk.* Pl. CLII. f. 21.  
The plateau, 6700. Jan., May.
841. *Abraxas poliaria*, *Swinh.* Pl. CLII. f. 5.  
*Abraxas poliaria*, *Swinh. P. Z. S. 1889, p. 431.*  
N. slopes, 3500 feet. Jan. The plateau, 6700 feet. Jan.-Sept.
842. *Abraxas irrula*, *Hmps.* p. 115, Pl. CLII. f. 1.  
The plateau, 6000 feet. From Mr. Lindsay's collection.
843. *Abraxas adusta*, *Hmps.* p. 115, Pl. CLII. ff. 6, 14.  
The plateau, 6000 feet. From Mr. Lindsay's collection.

844. *Abraxas ostrina*, *Swinh.* Pl. CLII. f. 18.  
*Abraxas ostrina*, *Swinh. P. Z. S. 1889, p. 431.*  
The plateau, 6700 feet. May-Sept.
845. *Abraxas fasciaria*, *Guér.*  
The plateau, 6000 feet. Apr.
846. *Abraxas todara*, *Swinh.* Pl. CLII. f. 10.  
*Abraxas todara*, *Swinh. P. Z. S. 1889, p. 431.*  
The plateau, 6000-6700 feet. June-Aug.
847. *Abraxas martaria*, *Guén.*  
S. slopes, 3000 feet. Aug.
848. *Abraxas luteolaria*, *Swinh.* Pl. CLII. f. 3.  
*Abraxas luteolaria*, *Swinh. P. Z. S. 1889, p. 430.*  
The plateau, 6700 feet. Mar., May, Sept.
- 848a. *Abraxas germana*, *Swinh.*  
*Abraxas germana*, *Swinh. Trans. Ent. Soc. Lond.*  
1891, ined.  
The plateau, 6000-7000 feet.
849. *Abraxas crocearia*, *Hmps.* p. 116, Pl. CLII. ff. 8, 17.  
The plateau, 6700 feet. Mar.
850. *Naxa textilis*, *Walk.*  
*Naxa puncticilia*, *Moore, Cotes & Swinh. M. I. p. 554.*  
*Orthostixis hügeli*, *Feld., Cotes & Swinh. l. c. p. 555.*  
S. slopes, 3000 feet.
851. *Hybernia hybernaria*, *Swinh.*  
N. slopes, 3500 feet. June.
852. *Onellaba botydata*, *Walk.* Pl. CLVI. f. 29.  
The plateau, 7000 feet. May.

## LARENTIIDÆ.

853. *Lycauges lactea*, *Butl.*  
*Lycauges lactea*, *Butl. Ann. N. H. (5) iv. p. 373*  
(1879).  
*Lycauges lactea*, *Butl. Ill. Typ. L. H. B.M. vii. p. 21.*  
The plateau, 6000-6700 feet. Jan., Mar.
854. *Lycauges defamataria*, *Walk.*  
W. slopes, 3000 feet. Sept.
855. *Lycauges anaitisaria*, *Walk.*  
*Idea anaitisaria*, *Cotes & Swinh. M. I. p. 575.*  
The plateau, 6700 feet. May.
856. *Lycauges postvittata*, *Moore.*  
S. slopes, 3000 feet.
857. *Larentia exlitrata*, *Walk.*  
The plateau, 6700 feet. Jan.



858. *Larentia fissiferata*, *Walk.*  
*Larentia intermixta*, *Walk.*, *Cotes & Swinh. M. I.*  
p. 557.  
The plateau, 6700 feet. Jan.-Oct.
859. *Larentia indicaria*, *Guén.*
860. *Larentia perficita*, *Walk.*  
The plateau, 6000 feet.
861. *Larentia variegata*, *Moore.*
862. *Eupithecia excisa*, *Butl.*  
*Eupithecia excisa*, *Butl. Ill. Typ. L. H. iii. p. 52,*  
pl. liii. f. 11.  
The plateau, 6700 feet. Aug.
863. *Eupithecia palpata*, *Walk.*  
The plateau, 6700 feet. Jan.-May.
864. *Eupithecia annulata*, *Hmps. p. 116, Pl. CLII. f. 11.*  
The plateau, 6000 feet. Apr. W. slopes, 3000 feet.  
Sept.
865. *Eupithecia signigera*, *Butl.*  
*Eupithecia signigera*, *Butl. Ann. N. H. (5) iv. p. 442.*  
*Eupithecia infestata*, *Swinh. P. Z. S. 1889, p. 430.*  
The plateau, 6000 feet. Jan., Sept.
866. *Eupithecia variegata*, *Hmps. p. 117, Pl. CLII. f. 24.*  
The plateau, 6000 feet. Jan.
867. *Eupithecia dentifascia*, *Hmps. p. 117, Pl. CLII.*  
f. 12.  
The plateau, 6700 feet. Jan., Mar.
868. *Eupithecia asema*, *Hmps. p. 117, Pl. CLII. f. 23.*  
The plateau, 6700 feet. Oct.
869. *Eupithecia fasciata*, *Hmps. p. 118, Pl. CLII. f. 22.*  
S. slopes, 3000 feet. Apr.
870. *Eupithecia deleta*, *Hmps. p. 118, Pl. CLII. f. 20.*  
S. slopes, 3000 feet. From Mr. Lindsay's collection.
871. *Eupithecia ectochloros*, *Hmps. p. 118, Pl. CLII.*  
f. 19.  
The plateau, 6000 feet. From Mr. Lindsay's collection.
872. *Eupithecia bifasciata*, *Hmps. p. 118, Pl. CLII.*  
f. 13.  
S. slopes, 3000 feet. From Mr. Lindsay's collection.
873. *Andragrupus violacea*, *Hmps. p. 119, Pl. CLII.*  
ff. 15, 16.  
N. slopes, 3500 feet. Jan., Aug.
874. *Ardonis chlorophilata*, *Walk.*  
The plateau, 6700 feet. Aug.
875. *Iramba recensitaria*, *Walk.*  
S. slopes, 3000 feet. Apr.
876. *Iramba tibialis*, *Moore.*  
N. slopes, 3500 feet. Jan. The plateau, 6700 feet.  
Oct.
877. *Remodes decussata*, *Moore.*  
The plateau, 6000-6700 feet. Mar., Aug.
878. *Remodes hirudinata*, *Guén.*  
N. slopes, 3500 feet.
879. *Remodes ignobilis*, *Butl.*  
N. slopes, 5000 feet. June. The plateau, 6700 feet.  
May.
880. *Remodes proboscidiaria*, *Walk.*  
N. slopes, 3500 feet.
881. *Remodes remediesaria*, *Walk.*  
N. slopes, 3500 feet. Feb., June, July. S. slopes,  
3000 feet. Aug.
882. *Remodes melanocera*, *Hmps. p. 119, Pl. CLII. f. 10.*  
N. slopes, 3500 feet. May.
883. *Anticlea multilinea*, *Hmps. p. 120, Pl. CLII. f. 2.*  
The plateau, 6700 feet. Sept. S. slopes, 3000 feet.  
Aug.
884. *Anticlea oclusata*, *Feld.*  
The plateau, 6000 feet. Apr.
885. *Coremia magnificata*, *Walk.*
886. *Scotosia conturbata*, *Walk.*  
*Larentia conturbata*, *Cotes & Swinh. M. I. p. 556.*
887. *Scotosia dubiosata*, *Walk.*
888. *Scotosia fuliginea*, *Hmps. p. 120, Pl. CLII. f. 4.*  
S. slopes, 3000 feet. From Mr. Lindsay's collection.
889. *Cidaria fumipennis*, *Hmps. p. 120, Pl. CLII. f. 7.*  
The plateau, 6700 feet. June.
890. *Cidaria albilinea*, *Hmps. p. 120, Pl. CLII. f. 9.*  
The plateau, 6700 feet. Oct.
891. *Cidaria subapicalis*, *Hmps. p. 121, Pl. CLIII. f. 1.*  
The plateau, 6700 feet. May, June.
892. *Cidaria multilinea*, *Hmps. p. 121, Pl. CLIII.*  
f. 8.  
S. slopes, 3000 feet. From Mr. Lindsay's collection.
893. *Eustroma dissecta*, *Moore.*  
W. slopes, 3000 feet. Sept.
894. *Nadagara vigaia*, *Walk. Pl. CLVI. f. 15.*  
S. slopes, 3000 feet. Aug.

895. *Collix ghosha*, *Walk.*  
The plateau, 6700 feet. May, June. Anamalai Hills,  
4300 feet. Feb.
896. *Collix suffusa*, *Hmps.* p. 122, Pl. CLIII. f. 15, 23.  
The plateau, 6700 feet. Aug., Oct.
897. *Collix leprosa*, *Hmps.* p. 122, Pl. CLIII. f. 2, 9.  
S. slopes, 3000 feet. Apr., Aug.
898. *Collix hypospilata*, *Guén.*  
The plateau, 6000 feet. Anamalai Hills, 4300 feet.  
Feb.
899. *Plemyria baccata*, *Guén.*  
The plateau, 6700 feet. Jan.—Dec.
900. *Lampropteryx molata*, *Feld.*  
The plateau, 6000–6700 feet. Jan.—Dec.
- IDEID.E.
901. *Idœa actiosaria*, *Walk.*  
The plateau, 6700 feet. Mar., May, Oct.
902. *Idœa acutaria*, *Walk.*  
S. slopes, 3000 feet. Apr. N. slopes, 3500 feet. July.
903. *Idœa attentata*, *Walk.*  
The plateau, 6700 feet. Jan. N. slopes, 3500 feet.  
Feb.
904. *Idœa bekeraria*, *Led.*  
*Idœa bekeraria*, *Led. Geom. Eur.* 94.  
*Idœa bekeraria*, *Batl. Ill. L. H. vii.* p. 22.  
N. slopes, 3500 feet. Jan.
905. *Idœa cæsaria*, *Walk.*  
The plateau, 6700 feet. Mar.
906. *Idœa obturbata*, *Walk.*  
*Idœa cæsaria* (part.), *Cotes & Swinh. M. I.* p. 576.  
N. slopes, 3500 feet. Jan.
907. *Idœa celebraria*, *Walk.*  
The plateau, 6700 feet. Mar.
908. *Idœa fibulata*, *Guén.*  
S. slopes, 3000 feet. Apr.
909. *Idœa holoseriata*, *Dup.*  
*Idœa holoseriata*, *Dup. Léop. Sup. iv.* p. 109. pl. 59.  
fig. 7.  
The plateau, 6000 feet. Jan.
910. *Idœa intensata*, *Moore.*  
W. slopes, 3000 feet. Sept.
911. *Idœa ligataria*, *Walk.*  
N. slopes, 3500 feet.
912. *Idœa nesciaria*, *Walk.*  
S. slopes, 3000 feet. Aug.
913. *Idœa ocheracea*, *Hmps.* p. 122, Pl. CLIII. f. 3.  
N. slopes, 3500 feet. Jan.
914. *Idœa profanaria*, *Walk.*  
The plateau, 6700 feet. Mar., May, June. W. slopes,  
3000 feet. Sept.
915. *Idœa remotata*, *Guén.*  
N. slopes, 3500 feet.
916. *Craspedia addictaria*, *Walk.*  
*Idœa metaspilaria*, *Walk., Cotes & Swinh. M. I.* p. 573.  
N. slopes, 3500 feet. June. S. slopes, 3000 feet. Apr.
917. *Craspedia linearia*, *Hmps.* p. 123, Pl. CLIII. f. 13.  
N. slopes, 3500 feet. May. S. slopes, 3000 feet.  
Apr. W. slopes, 3000 feet. Sept.
918. *Craspedia latimarginaria*, *Hmps.* p. 123, Pl.  
CLIII. f. 6.  
N. slopes, 3500 feet. Feb. S. slopes, 3000 feet. Apr.
919. *Craspedia deliciosaria*, *Walk.*  
*Craspedia ornata* (*Nilgiris*), *Cotes & Swinh. M. I.*  
p. 580.  
N. slopes, 3500 feet. Jan.
920. *Pseudasthena permutans*, *Hmps.* p. 123, Pl.  
CLIII. ff. 17, 18, 19, 20, 21.  
*Pseudasthena grataria* (*Nilgiris*), *Cotes & Swinh.*  
*M. I.* p. 776.  
The plateau, 6700 feet. Mar., May, June.
921. *Pseudasthena deviaria*, *Walk.*  
*Hyria deviaria*, *Cotes & Swinh. M. I.* p. 582.  
S. slopes, 3000 feet. The plateau, 6000 feet.
922. *Hyria vinacea*, *Hmps.* p. 124, Pl. CLIII. f. 4.  
The plateau, 6000 feet. From Mr. Lindsay's col-  
lection.
923. *Hyria griseipennis*, *Hmps.* p. 124, Pl. CLIII. f. 11.  
The plateau, 6000 feet. From Mr. Lindsay's col-  
lection.
924. *Hyria pulchella*, *Hmps.* p. 124, Pl. CLIII. f. 22.  
S. slopes, 3000 feet. From Mr. Lindsay's collection.
925. *Venusia chrysoclia*, *Hmps.* p. 124, Pl. CLIII.  
f. 16.  
The plateau, 6700 feet. Feb.

926. *Lophophleps purpurea*, *Hmps.* p. 125, Pl. CLIII. f. 12.  
W. slopes, 3000 feet. Sept.
927. *Asthena maculifascia*, *Hmps.* p. 125, Pl. CLIII. f. 5.  
S. slopes, 3000 feet. Apr. N. slopes, 3500 feet. June.
928. *Timandra aventiaria*, *Guén.*  
N. slopes, 3500 feet. May. S. slopes, 3000 feet. Apr., Aug.
929. *Timandra comptaria*, *Walk.*  
*Timandra convectaria* (part.), *Cotes & Swinh. M. I.* p. 584.  
The plateau, 6000-6700 feet. June-Dec. N. slopes, 3500 feet. May.
930. *Timandra responsaria*, *Moore.*  
W. slopes, 3000 feet. Sept.
931. *Timandra mundissima*, *Walk.*  
*Idea mundissima*, *Cotes & Swinh. M. I.* p. 578.  
*Timandra semicompleta*, *Walk., Cotes & Swinh. l. c.* p. 585.  
*Thalera diatomata*, *Walk., Cotes & Swinh. l. c.* p. 519.  
N. slopes, 3500 feet. May. S. slopes, 3000 feet. Apr.
932. *Luxiaria contigaria*, *Walk.* Pl. CLVI. f. 8.  
*Idea contigaria*, *Cotes & Swinh. M. I.* p. 576.  
*Craspedia turpisaria*, *Walk., Cotes & Swinh. l. c.* p. 581.  
W. slopes, 3000 feet. Sept.
933. *Luxiaria hypaphanes*, *Hmps.* p. 125, Pl. CLIII. ff. 7, 14.  
S. slopes, 3000 feet. From Mr. Lindsay's collection.

## MICRONIDÆ.

934. *Micronia aculeata*, *Guén.*  
N. slopes, 3500 feet. Apr. S. slopes, 3000 feet. Aug.
935. *Pseudomicronia cœlata*, *Moore.*  
N. slopes, 3500 feet.
936. *Pigia infantularia*, *Guén.*  
S. slopes, 3000 feet. W. slopes, 3000 feet. Sept.

## PYRALES.

## NICULIDÆ.

937. *Microsca striatalis*, *Swinh.*  
S. slopes, 3000 feet. Apr.

938. *Microsca striativena*, *Hmps.* p. 126, Pl. CLIV. f. 1.  
S. slopes, 3000 feet. From Mr. Lindsay's collection.
939. *Microsca nitens*, *Butl.*  
*Microsca nitens*, *Butl. Ann. N. H. ii.* p. 116.  
S. slopes, 3000 feet. Aug.
940. *Addæa trimeronalis*, *Walk.*  
*Microsca trimeronalis*, *Cotes & Swinh. M. I.* p. 647.  
N. slopes, 3500 feet. July.
941. *Durdara myrsusalis*, *Walk.*  
*Pyralis myrsusalis*, *Walk. L. H. B.M. xix.* p. 892.  
*Letchena elaralis*, *Walk., Cotes & Swinh. M. I.* p. 661.  
S. slopes, 3000 feet. Apr.
942. *Striglina scitaria*, *Walk.*  
*Sonagara reticulata*, *Walk., Cotes & Swinh. M. I.* p. 430.  
N. slopes, 3000 feet. June.

## PYRALIDÆ.

943. *Koptoplax lindsayi*, *Hmps.* p. 127, Pl. CLIV. f. 17.  
S. slopes, 3000 feet. From Mr. Lindsay's collection.
944. *Balanotis exvinacea*, *Hmps.* p. 127, Pl. CLIV. f. 9.  
W. slopes, 3000 feet. Sept.
945. *Parasarama cuprovidralis*, *Moore.*  
*Locastra margarita*, *Butl. Ill. L. H. iii.* p. 66, pl. 57. fig. 4.  
W. slopes, 3000 feet. Sept.
946. *Locastra rudis*, *Walk.*  
S. slopes, 3000 feet. Apr.
947. *Cœnodonus rotundinidus*, *Hmps.* p. 127, Pl. CLIV. f. 16.  
The plateau, 6000 feet. May.
948. *Catamola vitalis*, *Walk.*  
*Stericta vitalis*, *Cotes & Swinh. M. I.* p. 659.  
S. slopes, 3000 feet. From Mr. Lindsay's collection.
949. *Stenmatophora tactilis*, *Swinh.*  
*Stenmatophora tactilis*, *Swinh. Trans. Ent. Soc. Lond.* 1890, p. 290.
950. *Stenmatophora vibicalis*, *Led.*  
*Pyralis roborealis*, *Swinh., Cotes & Swinh. M. I.* p. 657.  
*Euclita fortis*, *Butl. Ill. L. H. vii.* p. 92, pl. 134. f. 14.  
The plateau, 6000-6700 feet. May, Aug.

951. **Stemmatophora marginata**, *Walk.*  
*Poaphila marginata*, Walk. L. H. B.M. xxxiii. p. 991.  
*Pyralis assamica*, Moore, Cotes & Swinh. M. I. p. 654.  
 The plateau, 6000 feet.
952. **Stemmatophora foliata**, *Swinh.* Pl. CLVI. f. 26.  
*Stemmatophora foliata*, Swinh. P. Z. S. 1890, p. 418.  
 The plateau, 6700 feet. May.
953. **Stemmatophora salmo**, *Hmps.* p. 128, Pl. CLIV.  
 f. 18.  
 The plateau, 6000-6700 feet. March, Apr.
954. **Stemmatophora ? longipennis**, *Hmps.* p. 128,  
 Pl. CLIV. f. 20.  
 W. slopes, 3000 feet. Sept.
955. **Stemmatophora mucidalis**, *Guén.*  
*Stemmatophora mucidalis*, Guén. Delt. et Pyr. p. 130.  
*Aglossa harpygialis*, Walk. L. H. B.M. xvii. p. 276.  
*Scopula cleoalis*, Walk. L. H. B.M. xviii. p. 789.  
*Nephoptyx rubiginalis*, Walk. L. H. B.M. xxvii.  
 p. 62.  
 S. slopes, 3000 feet. Apr.
956. **Actenioides fuscalis**, *Hmps.* p. 128, Pl. CLIV. f. 5.  
 S. slopes, 3000 feet. Apr., Aug. The plateau, 6700  
 feet. May.
957. **Aglossa dimidiatus**, *Haw.*  
*Aglossa dimidiatis*, Guén., Cotes & Swinh. M. I.  
 p. 662.  
*Aglossa micatialis*, Walk. L. H. B.M. xvii. p. 277.  
*Pyralis circularis*, Motsch. Etudes, 1860, p. 37.  
*Aglossa achatina*, Butl. Ill. L. H. iii. p. 72, pl. 58. f. 6.  
 S. slopes, 3000 feet. Apr.
958. **Koremalepis scopula**, *Hmps.* p. 129, Pl. CLIV.  
 ff. 2, 15.  
 S. slopes, 3000 feet. From Mr. Lindsay's collection.
959. **Pyralis manihotalis**, *Guén.*  
*Pyralis gerontesalis*, Walk., Cotes & Swinh. M. I.  
 p. 655.  
*Pyralis vetusalis*, Walk. L. H. B.M. xix. p. 891.  
*Asopia gerontialis*, Led. W. e. M. vii. p. 343.  
 S. slopes, 3000 feet. Apr.
960. **Pyralis platymitris**, *Butl.* Pl. CLVI. f. 5.  
*Pyralis pallivittata*, Moore, Cotes & Swinh. M. I.  
 p. 656.  
 The plateau, 6700 feet. May.
961. **Pyralis dulciculalis**, *Swinh.* Pl. CLVI. f. 13.  
*Pyralis dulciculalis*, Swinh. P. Z. S. 1889, p. 418.  
 The plateau, 6700 feet. March.
962. **Pyralis latisfascia**, *Hmps.* p. 129, Pl. CLIV. f. 8.  
 S. slopes, 3000 feet. Apr.
963. **Pyralis albolinealis**, *Hmps.* p. 130, Pl. CLIV.  
 f. 10.  
 S. slopes, 3000 feet. Aug.
964. **Euclita imbecilis**, *Moore.*  
*Pyralis imbecilis*, Cotes & Swinh. M. I. p. 656.  
*Pyralis incongrua*, Butl., Cotes & Swinh. l. c. p. 656.  
 N. slopes, 3500 feet. June.
965. **Herculia ignifualis**, *Walk.*  
 N. slopes, 3500 feet. June.
966. **Herculia bractealis**, *Walk.*  
 The plateau, 6000 feet.
967. **Herculia aurocilia**, *Hmps.* p. 130, Pl. CLIV.  
 f. 19.  
 The plateau, 6000 feet. Apr.
968. **Herculia ochreicilia**, *Hmps.* p. 130, Pl. CLIV. f. 3.  
 S. slopes, 3000 feet. Apr.
969. **Endotricha albicilia**, *Hmps.* p. 130, Pl. CLIV.  
 f. 22.  
 W. slopes, 3000 feet. Sept.
970. **Doththa mesenterialis**, *Walk.*  
*Doththa suffusalis*, Walk., Cotes & Swinh. M. I.  
 p. 661.  
 W. slopes, 3000 feet. Sept.
971. **Oëbia undalis**, *Fabr.*  
*Hellula undalis*, Cotes & Swinh. M. I. p. 664.  
*Leucinodes ? exemptalis*, Walk. L. H. B.M. xxxiv.  
 p. 1313.  
 The plateau, 6700 feet. May.

## SCOPARIIDÆ.

972. **Scoparia delicatalis**, *Walk.* Pl. CLVI. f. 24.  
 The plateau, 6700 feet. Jan., March.
973. **Scoparia rufostigma**, *Hmps.* p. 131, Pl. CLIV.  
 f. 4.  
 The plateau, 6700 feet. March, May.
974. **Scoparia olivaris**, *Hmps.* p. 131, Pl. CLIV. f. 11.  
 The plateau, 6700 feet. Jan.

## BOTYDIDÆ.

975. *Hæmatia panopealis*, *Walk.*  
*Rhodaria panopealis*, Walk. L. H. B.M. xvii. p. 318.  
*Rhodaria concatenalis*, Walk., Cotes & Swinh. M. I.  
 p. 642.  
*Rhodaria juncturalis*, Walk., Cotes & Swinh. l. c.  
 p. 642.  
*Botys cœciliæ*, Walk. L. H. B.M. xviii. p. 581.  
*Rhodaria ocellusalis*, Walk. L. H. B.M. xix. p. 923.  
*Rhodaria noraxalis*, Walk. L. H. B.M. xix. p. 926.  
*Myriostephes heliamma*, Meyr. Tr. Ent. Soc. Lond.  
 1885, p. 448.  
*Myriostephes phœnicæ*, Meyr. Tr. Ent. Soc. Lond.  
 1887, p. 235 (nec Hüb.).  
 N. slopes, 3500 feet. Feb.
976. *Opsibotys incoloralis*, *Guén.*  
*Botys incoloralis*, Cotes & Swinh. M. I. p. 595.  
*Botys ruficostalis*, Led. Verh. z.-b. Ges. Wien. 1855,  
 p. 217.  
*Spilodes melonalis*, Walk., Cotes & Swinh. l. c. p. 607.  
*Botys albidalis*, Walk., Cotes & Swinh. l. c. p. 593.  
 S. slopes, 3000 feet.
977. *Opsibotys crocalis*, *Hmps.* p. 131, Pl. CLIV. f. 7.  
 S. slopes, 3000 feet. From Mr. Lindsay's collection.
978. *Opsibotys nubilalis*, *Hmps.* p. 132, Pl. CLIV.  
 f. 12.  
 The plateau, 6700 feet. March.
979. *Opsibotys tinctalis*, *Hmps.* p. 132, Pl. CLIV. f. 6.  
 The plateau, 6700 feet. Jan., March.
980. *Opsibotys coorumba*, *Hmps.* p. 132, Pl. CLIV.  
 f. 13.  
 W. slopes, 3000 feet. Sept.
981. *Rhethothyris gratiosalis*, *Walk.*  
*Samea gratiosalis*, Cotes & Swinh. M. I. p. 625.  
*Samea roridalis*, Walk., Cotes & Swinh. l. c. p. 626.  
 N. slopes, 3500 feet. July. S. slopes, 3000 feet. Aug.
982. *Isocentris undilinea*, *Hmps.* p. 132, Pl. CLIV.  
 f. 21.  
 W. slopes, 3500 feet. March.
983. *Meroctena tullalis*, *Walk.*  
*Botys tullalis*, Cotes & Swinh. M. I. p. 597.  
*Meroctena staintoni*, Led. W. e. M. vii. p. 392, pl. 13.  
 f. 4.  
 N. slopes, 3500 feet. May.
984. *Circobotys marginalis*, *Hmps.* p. 133, Pl. CLV.  
 ff. 1, 9.  
 N. slopes, 3500 feet. July. W. slopes, 3000 feet.  
 Sept.
985. *Circobotys fuscalis*, *Hmps.* p. 133, Pl. CLV.  
 f. 14.  
 W. slopes, 3000 feet. Sept.
986. *Thliptoceras variabilis*, *Warr.* Pl. CLVI. ff. 2, 10.  
*Thliptoceras variabilis*, Warr. Trans. Ent. Soc. Lond.  
 1890, p. 274.  
 S. slopes, 3000 feet. Aug. W. slopes, 3000 feet.  
 Sept.
987. *Archernis octoguttalis*, *Feld.*  
*Circobotys octoguttalis*, Cotes & Swinh. M. I. p. 604.  
 N. slopes, 3500 feet. Jan.
988. *Archernis purpurascens*, *Moore.*  
*Samea purpurascens*, Cotes & Swinh. M. I. p. 625.  
 S. slopes, 3000 feet. Apr.
989. *Cotachena histricalis*, *Walk.*  
 N. slopes, 3500 feet. May.
990. *Crocidophora griseifusa*, *Swinh.*  
*Crocidophora griseifusa*, Swinh. Trans. Ent. Soc.  
 Lond. 1891, ined.  
 S. slopes, 3000 feet.
991. *Sciorista signatalis*, *Walk.*  
*Hapalia signatalis*, Cotes & Swinh. M. I. p. 600.  
 The plateau, 6000 feet.
992. *Sameodes cancellalis*, *Zell.*  
*Botys cancellalis*, Zell. Caffr. p. 34.  
*Cacographis cancellalis*, Led. W. e. M. xxi. p. 202.  
*Sameodes pipileisalis*, Walk., Cotes & Swinh. M. I.  
 p. 624.  
*Lepyrodes? lepidalis*, Walk., Cotes & Swinh. l. c.  
 p. 645.  
 The plateau, 6700 feet. Jan. W. slopes, 3000 feet.  
 Sept.
993. *Pessocosma peritalis*, *Walk.*  
 The plateau, 6700 feet. May.
994. *Omphisa anastomosalis*, *Guén.*  
*Pionea? anastomosalis*, Guén. Delt. et Pyr. p. 373.  
*Omphisa illisalis*, Walk., Cotes & Swinh. M. I. p. 601.  
 S. slopes, 3000 feet. Apr.
995. *Pachynoa fuscilalis*, *Hmps.* p. 133, Pl. CLV. f. 2.  
 S. slopes, 3000 feet. Aug.
996. *Pitacanda spilosomoides*, *Moore.*  
 W. slopes, 3000 feet. Sept.

997. *Mecyna aversalis*, Guén.  
*Mecyna aversalis*, Guén. Delt. et Pyr. p. 409, pl. 4. fig. 2.  
*Mecyna consanguinalis*, Guén. Delt. et Pyr. p. 409.  
*Mecyna terialalis*, Guén. Delt. et Pyr. p. 409.  
*Mecyna deprivalis*, Walk., Cotes & Swinh. M. I. p. 606.  
 The plateau, 6700 feet. Jan.
998. *Udea renalis*, Moore.  
 The plateau, 6700 feet. Jan.
999. *Nomophila noctuella*, Schiff.  
 The plateau, 6700 feet. Jan.
1000. *Amaurosema brevisalis*, Walk.  
*Pionea brevisalis*, Cotes & Swinh. M. I. p. 611.  
*Botys divisalis*, Led., Cotes & Swinh. l. c. p. 594.  
*Udea eximialis*, Walk., Cotes & Swinh. l. c. p. 608.  
 N. slopes, 3500 feet. June.
1001. *Leucocraspeda ablactalis*, Walk.  
*Hapalia ablactalis*, Cotes & Swinh. M. I. p. 598.  
 S. slopes, 3000 feet. Apr. N. slopes, 3500 feet. May.
1002. *Leucocraspeda udeoides*, Hmps. p. 134, Pl. CLV.  
 f. 17.  
 S. slopes, 3000 feet. From Mr. Lindsay's collection.
1003. *Leucocraspeda opheltesalis*, Walk.  
*Hedylepta? illectalis* (part.), Cotes & Swinh. M. I.  
 p. 641.  
 N. slopes, 3500 feet. June. W. slopes, 3000 feet. Sept.
1004. *Paliga miniosalis*, Guén.  
*Paliga miniosalis*, Guén. Delt. et Pyr. p. 362.  
*Ebulca orseisalis*, Walk. L. H. B.M. xviii. p. 749.  
*Ebulca europalis*, Walk., Cotes & Swinh. M. I. p. 606.  
 S. slopes, 3000 feet. Aug.
1005. *Paliga suavalis*, Walk.  
*Botys suavalis*, Walk. L. H. B.M. xxxiv. p. 1448.  
*Asopia rufipicta*, Butl. P. Z. S. 1880, p. 682.  
*Muesictenu celatialis*, Meyr. Tr. Ent. Soc. 1887, p. 235.  
*Paliga damastesalis* (Nilgiris), Cotes & Swinh. M. I.  
 p. 608.  
 S. slopes, 3000 feet. Apr., Aug. N. slopes, 3500  
 feet. May, July.
1006. *Phlyctania verbascalis*, Schiff.  
*Pyralis verbascalis*, Schiff. Wein. Verz. p. 121.  
*Botys verbascalis*, Led. W. e. M. vii. p. 373.  
*Ebulca verbascalis*, Guén. Delt. et Pyr. p. 373.  
*Phalona verbascata*, Fab. E. S. 309.  
*Pyralis arcualis*, Hüb. Pyr. fig. 89.  
*Pyralis ochrealis*, Wood, 820.  
 N. slopes, 3500 feet. May.
1007. *Phlyctania luteomarginalis*, Hmps. p. 134,  
 Pl. CLV. f. 18.  
 N. slopes, 3500 feet. Jan.
1008. *Protonoceras tropicalis*, Walk.  
*Coptobasis tropicalis*, Cotes & Swinh. M. I. p. 629.  
 N. slopes, 3500 feet. July.
1009. *Protonoceras fuscilunalis*, Hmps. p. 134, Pl. CLV.  
 f. 22.  
 N. slopes, 3500 feet. June, July.
1010. *Pleonectoides vinacea*, Hmps. p. 134, Pl. CLV.  
 f. 19.  
 The plateau, 6700 feet. Jan.
1011. *Hemiscopsis suffusalis*, Walk.  
*Udea? suffusalis*, Cotes & Swinh. M. I. p. 609.  
*Botys suffusalis*, Snell. Midd.-Sum., Lep. iv. p. 61.  
 The plateau, 6000 feet.
1012. *Cirrhochrista brizoalis*, Walk.  
 S. slopes, 3000 feet. Apr.
1013. *Cirrhochrista bracteolalis*, Hmps. p. 135,  
 Pl. CLV. f. 3.  
 S. slopes, 3000 feet. Apr.
1014. *Cirrhochrista diaphana*, Hmps. p. 135, Pl. CLV.  
 f. 11.  
 S. slopes, 3000 feet. From Mr. Lindsay's collection.
1015. *Godara comalis*, Guén.  
 S. slopes, 3000 feet. Apr. N. slopes, 3500 feet. Feb.
1016. *Godara suffusalis*, Hmps. p. 135, Pl. CLV.  
 ff. 4, 12.  
 S. slopes, 3000 feet. Apr., Aug. N. slopes, 3500  
 feet. Feb., June, July.
1017. *Acharana otreusalis*, Walk.  
 N. slopes, 3500 feet. Jan.
1018. *Rehimena phrynealis*, Walk.  
 S. slopes, 3000 feet.
1019. *Pachyzancla basistrigalis*, Walk.  
*Botys basistrigalis*, Walk. L. H. B.M. xxxiv. p. 1443.  
*Botys retractalis*, Walk. L. H. B.M. xxxiv. p. 1447.  
 N. slopes, 3500 feet. Jan.
1020. *Pachyzancla stultalis*, Walk.  
*Pachyzancla mutialis* (part.), Cotes & Swinh. M. I.  
 p. 638.  
 N. slopes, 3500 feet. Jan. W. slopes, 3000 feet.  
 Sept. The plateau, 6700 feet. Oct.
1021. *Pygospila tyres*, Cram.  
 S. slopes, 3000 feet. Apr. The plateau, 6700 feet.  
 Oct.

1022. *Pinacia fulvidorsalis*, *Hüb.*  
*Filodes fulvidorsalis*, Cotes & Swinh. M. I. p. 621.  
 N. slopes, 3500 feet. Feb. S. slopes, 3000 feet.  
 Aug.
1023. *Auxomitia exathesalis*, *Walk.*  
*Euglyphis exathesalis*, Walk. L. H. B.M. xix. p. 978.  
*Filodes mirificalis*, Led., Cotes & Swinh. M. I. p. 621.  
 The plateau, 6000 feet.
1024. *Cydalima conchyalis*, *Guén.*  
 W. slopes, 300 feet. Sept. The plateau, 6700 feet.  
 Oct.
1025. *Margaronia celsalis*, *Walk.*  
*Botys partialis*, Led. W. e. M. vii. pp. 371, 465,  
 pl. 9. fig. 8.  
*Margaronia usitata*, Butl. Ann. N. H. 1879, ii.  
 p. 454.  
*Margaronia inusitata*, Zool. Rec. 1879, Ins. p. 181.  
 N. slopes, 3500-5000 feet. Jan., Feb. W. slopes,  
 3000 feet. Sept.
1026. *Margaronia unionalis*, *Hüb.*  
*Palpita normalis unionalis*, *Hüb.*, Samm. exot.  
 Schmett. i. Lep. vi. pp. 1-4.  
 N. slopes, 3500 feet. July.
1027. *Margaronia transvisalis*, *Guén.*  
*Margaronia clavalis*, Walk. L. H. B.M. xxxiv.  
 p. 1362.  
*Botys intactalis*, Walk. L. H. B.M. xxxiv. p. 1402.
1028. *Margaronia nigropunctalis*, *Brem.*  
*Margarodes nigropunctalis*, Brem. Lep. E. S. B.  
 p. 67, pl. 6. f. 5.  
*Margaronia neomera*, Butl. Ill. L. H. ii. p. 57, pl. 39.  
 f. 5.  
*Cydalina submarginalis*, Walk., Cotes & Swinh. M.  
 I. p. 617.  
 The plateau, 6700 feet. Jan., Feb.
1029. *Echnocnemidia phryneusalis*, *Walk.*  
*Margaronia melanuralis*, Walk. L. H. B.M. xxxiv.  
 p. 1363.  
*Margaronia proximalis*, Walk. L. H. B.M. xxxiv.  
 p. 1364.  
*Margaronia herbidalis*, Walk. L. H. B.M. xxxiv.  
 p. 1365.  
 N. slopes, 3500 feet. June.
1030. *Parotis psittacalis*, *Hüb.*  
*Pachyarches psittacalis*, Cotes & Swinh. M. I.  
 p. 619.  
 S. slopes, 3000 feet. Apr.
1031. *Eudioptis indica*, *Saunders.*  
*Phakellura indica*, Cotes & Swinh. M. I. p. 616.  
*Eudioptis capensis*, Zell. Caffr. p. 52.  
*Phakellura zyganealis*, Guén. Delt. et Pyr. p. 297.  
 N. slopes, 3500 feet. Jan., May. S. slopes, 3000  
 feet. Aug. The plateau, 6700 feet. Oct.
1032. *Glyphodes bivitralis*, *Guén.*  
 S. slopes, 3000 feet. Aug.
1033. *Glyphodes itysalis*, *Walk.*  
 W. slopes, 3000 feet. Sept.
1034. *Glyphodes opalalis*, *Hmps.* p. 135, Pl. CLV. f. 20.  
 N. slopes, 3500 feet. Feb.
1035. *Glyphodes zelimalis*, *Walk.*  
 S. slopes, 3000 feet.
1036. *Glyphodes conclusalis*, *Walk.* Pl. CLVI. f. 12.  
*Glyphodes conclusalis*, Cotes & Swinh. M. I. p. 614  
 (part.).  
*Glyphodes diurnalis*, Walk. L. H. B.M. xvii. p. 498  
 (part.).  
 N. slopes, 3500 feet. June.
1037. *Glyphodes cæsalis*, *Walk.*  
*Synclera cæsalis*, Cotes & Swinh. M. I. p. 633.  
 S. slopes, 3000 feet.
1038. *Agathodes ostentalis*, *Geyer.*  
*Stenurges ostentalis*, Led. W. e. M. vii. p. 417.  
 W. slopes, 3000 feet. Sept.
1039. *Dysallacta negatalis*, *Walk.*  
 S. slopes, 3000 feet.
1040. *Synclera onychinalis*, *Guén.*  
*Asopia onychinalis*, Cotes & Swinh. M. I. p. 626.  
*Synclera braucealis*, Walk., Cotes & Swinh. l.c. p. 635.  
*Lepyrodes astomalis*, Feld. Reis. Nov. pl. 135. f. 22.  
*Glyphodes astomalis*, Meyr. Tr. E. S. Lond. 1886,  
 p. 224.  
 N. slopes, 3500 feet. June.
1041. *Pagyda salvalis*, *Walk.*  
 W. slopes, 3000 feet. Sept.
1042. *Botyodes asialis*, *Guén.*  
 W. slopes, 3000 feet. Sept.

1043. *Loxoscia fraterna*, Moore.  
*Botyodes fraterna*, Cotes & Swinh. M. I. p. 592.  
N. slopes, 3500 feet. Feb.
1044. *Dodanga cristata*, Hmps. p. 136, Pl. CLVI. f. 7.  
S. slopes, 3000 feet. From Mr. Lindsay's collection.
1045. *Sylepta plagiatalis*, Walk.  
*Hapalia plagiatalis*, Cotes & Swinh. M. I. p. 600.
1046. *Sylepta iopasalis*, Walk.  
*Hapalia iopasalis*, Cotes & Swinh. M. I. p. 599.  
*Botyodes leopardalis*, Moore, Cotes & Swinh. l. c. p. 592.  
N. slopes, 3500 feet. May, June. S. slopes, 3000 feet. Aug. W. slopes, 3000 feet. Sept.
1047. *Mimorista artificialis*, Led.  
*Botys artificialis*, Led. W. e. M. vii. pp. 370, 463, pl. S. f. 16.  
*Sanea inscitalis*, Walk., Cotes & Swinh. M. I. p. 625.
1048. *Haritalodes multilinealis*, Guén.  
*Synclera multilinealis*, Cotes & Swinh. M. I. p. 634.  
*Botys otysalis*, Walk. L. H. B.M. xviii. p. 723.  
*Botys basipunctalis*, Brem. Lep. E. Sib. p. 68, pl. 6. f. 8.  
W. slopes, 3000 feet. Sept.
1049. *Notarcha dubia*, Warr. p. 136, Pl. CLV. f. 16.
1050. *Notarcha mysialis*, Walk.  
*Botys mysialis*, Walk. L. H. B.M. xviii. p. 634.  
N. slopes, 3500 feet. Jan. S. slopes, 3000 feet. Apr., Aug.
1051. *Notarcha aurantiacalis*, Frey.  
*Botys aurantiacalis*, Fr. p. 213, pl. 75 f. 3.  
*Botys aurea*, Butl., Cotes & Swinh. M. I. p. 593.  
*Hapalia fraterna*, Moore, Cotes & Swinh. l. c. p. 599.  
*Botys crocealis*, Dup. Lep. Fr. viii. p. 365, pl. 235. f. 6.  
The plateau, 6700 feet. Oct.
1052. *Conogethes punctiferalis*, Guén.  
S. slopes, 3000 feet. Apr.
1053. *Phædopsis molusalis*, Walk.  
*Xistra? molusalis*, Cotes & Swinh. M. I. p. 644.  
S. slopes, 4000 feet.
1054. *Phædopsis chlorophanta*, Butl.  
*Phædopsis chlorophanta*, Butl. Ill. L. H. ii. pp. 10, 58, pl. 39. f. 8.  
S. slopes, 3000 feet. Apr.
1055. *Orthospila plutusalis*, Walk.  
*Haritala plutusalis*, Cotes & Swinh. M. I. p. 637.
1056. *Orthospila tigrina*, Moore.  
*Haritala tigrina*, Cotes & Swinh. M. I. p. 637.  
N. slopes, 3500 feet. June, July.
1057. *Orthospila angulifascia*, Hmps. p. 136, Pl. CLV. f. 10.  
W. slopes, 3000 feet. Sept.
1058. *Haritala cassusalis*, Walk.  
N. slopes, 3500 feet. May.
1059. *Haritala delicatalis*, Warr. p. 137, Pl. CLV. f. 5.  
N. slopes, 3500 feet. June.
1060. *Haritala obrinusalis*, Walk. Pl. CLVI. f. 3.  
S. slopes, 3000 feet. Aug.
1061. *Ravanoa tibialis*, Moore.  
*Synclera tibialis*, Cotes & Swinh. M. I. p. 634.  
W. slopes, 3000 feet. Sept.
1062. *Aripana caberalis*, Guén.  
*Aripana caberalis* (part.), Cotes & Swinh. M. I. p. 635.  
N. slopes, 3500 feet. Jan.
1063. *Aripana abdicalis*, Walk.  
*Aripana caberalis* (part.), Cotes & Swinh. M. I. p. 635.  
*Cochylodes caberalis*, Meyr. Tr. E. S. Lond. 1886, p. 257.  
N. slopes, 3500 feet. Jan.
1064. *Aripana lactiferalis*, Walk.  
The plateau, 6700 feet. June. N. slopes, 3500 feet. July.
1065. *Spanista ornatalis*, Dup.  
N. slopes, 3500 feet. Jan. S. slopes, 3000 feet. Apr., Aug.
1066. *Charema unitalis*, Guén.  
*Botys unitalis*, Cotes & Swinh. M. I. p. 597.  
*Botys megapteralis*, Walk. L. H. B.M. xxiv. p. 1407.  
S. slopes, 3000 feet.
1067. *Lotanga milvinalis*, Swinh.  
N. slopes, 3500 feet. June.
1068. *Tetridia vinacealis*, Moore.  
*Charema vinacealis*, Cotes & Swinh. M. I. p. 623.  
The plateau, 6000 feet.
1069. *Pseudanalthes idyalis*, Walk.  
*Analthes disjunctalis*, Walk., Cotes & Swinh. M. I. p. 602.  
*Analthes idyalis*, Cotes & Swinh. l. c. p. 603.  
N. slopes, 3500 feet. Feb.



1070. *Pardomima distorta*, Moore.  
*Pelecynis distorta*, Cotes & Swinh. M. I. p. 640.  
N. slopes, 3500 feet. June.
1071. *Pardomima plagiferalis*, Walk.  
*Botys plagiferalis*, Walk. L. H. B.M. xxxiv. p. 1452.  
W. slopes, 3000 feet. Sept.
1072. *Coptobasis lunalis*, Guén.  
W. slopes, 3000 feet. Sept.
1073. *Coptobasis adductalis*, Walk.  
The plateau, 6000 feet.
1074. *Coptobasis textalis*, Led.  
*Coptobasis textalis*, Led. W. e. M. vii. pp. 429, 482,  
pl. xxii. f. 9.  
*Coptobasis ænealis*, Swinh., Cotes & Swinh. M. I.  
p. 628.  
N. & S. slopes, 3000 feet.
1075. *Hymenia recurvalis*, Fabr.  
N. slopes, 3500 feet. Jan., June. W. slopes, 3000  
feet. Sept.
1076. *Bocchoris inpersalis*, Zell.  
N. slopes, 3500 feet. Jan.
1077. *Danaga concisalis*, Walk.  
W. slopes, 3000 feet. Sept.
1078. *Thysanodesma præteritalis*, Walk.  
*Nacoleia præteritalis*, Cotes & Swinh. M. I. p. 642.  
N. slopes, 3500 feet. Feb. S. slopes, 3000 feet. Apr.
1079. *Thysanodesma commixta*, Butl.  
*Samea commixta*, Butl. Ann. N. H. 1879, ii. p. 453.  
*Nacoleia costisignalis*, Moore, Cotes & Swinh. M. I.  
p. 642.  
N. slopes, 3500 feet. June.
1080. *Hedylepta vulgalis*, Guén.  
N. slopes, 3500 feet. Jan.
1081. *Orphanostigma vibiusalis*, Walk.  
*Botys vibiusalis*, Walk. L. H. B.M. p. 634.  
N. slopes, 3500 feet. Feb.
1082. *Orphanostigma falsidicalis*, Walk.  
*Hedylepta falsidicalis*, Cotes & Swinh. M. I. p. 640.  
W. slopes, 3000 feet. Sept.
1083. *Orphanostigma latimarginalis*, Walk.  
*Hedylepta latimarginalis*, Cotes & Swinh. M. I.  
p. 641.  
*Botys jucundalis*, Led., Cotes & Swinh. l. c. p. 595.  
N. slopes, 3500 feet. Jan., Feb.
1084. *Agrotera scissalis*, Walk.  
*Ædiodes scissalis*, Walk. L. H. B.M. xxxiv. p. 1526.  
The plateau, 6000 feet.
1085. *Agrotera basinotata*, Warr. p. 137, Pl. CLV. f. 13.  
The plateau, 6700 feet. Oct.
1086. *Eurrhynchos bracteolalis*, Zell.  
*Eurrhynchos abnegatalis* (part.), Cotes & Swinh.  
M. I. p. 653.  
*Eurrhynchos accessalis*, Walk., Cotes & Swinh. l. c.  
p. 653.  
*Diasemia bracteolalis*, Led. W. e. M. vii. p. 419.  
*Molybdanthe bracteolalis*, Meyr. Tr. E. S. Lond.  
1884, p. 309.  
*Isopteryx plumbalis*, Guén. Delt. et Pyr. p. 231.  
N. slopes, 3500 feet. Jan. W. slopes, 3000 feet.  
Sept.
1087. *Eurrhynchos tricoloralis*, Zell.  
*Botys tricoloralis*, Zell. Caffr. p. 31.  
*Diasemia tricoloralis*, Led. W. e. M. vii. p. 419.  
*Eurrhynchos abnegatalis*, Walk., Cotes & Swinh.  
M. I. p. 653.  
N. slopes, 3500 feet. Jan.
1088. *Pseudebulea fentoni*, Butl.  
*Pseudebulea fentoni*, Butl. Tr. Ent. Soc. Lond. 1881,  
p. 587.  
The plateau, 6000 feet.
1089. *Polythlipta distorta*, Moore.  
*Polythlipta macralis*, Moore (nec Led.), Cotes &  
Swinh. M. I. p. 616.  
N. slopes, 3500 feet. June.
1090. *Polythlipta divaricata*, Moore.  
S. slopes, 3000 feet.
1091. *Nausinoë neptis*, Cram.  
N. slopes, 3500 feet. Feb., June. S. slopes, 3000  
feet. Aug.
1092. *Lepyrodes geometralis*, Guén.  
S. slopes, 3000 feet. Apr., Aug.
1093. *Diathrausta profundalis*, Led.  
*Diathrausta profundalis*, Led. W. e. M. vii. p. 438,  
pl. 17. f. 7.  
S. slopes, 3000 feet. Sept.
1094. *Leucinodes orbonalis*, Guén.  
W. slopes, 3000 feet. Sept.

1095. *Crochiphora testulalis*, *Hüb.*  
*Maruca testulalis*, Cotes & Swinh. M. I. p. 622.  
 N. slopes, 3500 feet. Jan. W. slopes, 3000 feet.  
 Sept.
1096. *Crochiphora amboinalis*, *Feld.*  
*Siriocauta amboinalis*, Feld. Reis. Nov. pl. 135, f. 24.  
*Siriocauta simialalis*, Snell. Midd.-Sum. iv. 1. Lep.  
 p. 72.  
 W. slopes, 3000 feet. Sept.
1097. *Euclasta defamatalis*, *Walk.*  
*Euclasta defamatalis*, Cotes & Swinh. M. I. p. 622.
1098. *Aplomastix mimula*, *Warr.* p. 137, Pl. CLV.  
 f. 23.  
 N. slopes, 3500 feet. Jan., Feb.
1099. *Aplomastix ustalis*, *Hmps.* p. 138, Pl. CLV. f. 7.  
 S. slopes, 3000 feet. Apr.
1100. *Cadarena sinuata*, *Fab.*  
 The plateau, 6000 feet. Feb.
1101. *Hymenoptychis sordida*, *Zell.*  
*Hymenoptychis sordida*, Zell. Caffr. p. 65.  
*Hapalia junapalis*, Walk., Cotes & Swinh. M. I.  
 p. 608.  
*Botys pterophoralis*, Walk. L. H. B.M. xxxiv.  
 p. 1413.  
 S. slopes, 3000 feet. Aug.
1102. *Pleonectusa admixtalis*, *Walk.*  
*Pleonectusa sodalis*, Led. W. e. M. vii. p. 426.  
 N. slopes, 3500 feet. Jan., Feb.
1103. *Pleonectusa adhæsalis*, *Walk.*  
 N. slopes, 3500 feet. June.
1104. *Epimima stereogona*, *Meyr.*  
*Epimima stereogona*, Meyr. Tr. E. S. Lond. 1856,  
 p. 236.  
 S. slopes, 3000 feet. Apr.
1105. *Dolichosticha trapezalis*, *Guén.*  
*Dolichosticha trapezalis*, Guén. Delt. et Pyr. p. 200.  
*Ravansoa creonalis*, Walk., Cotes & Swinh. M. I.  
 p. 603.  
*Cnaphalocrocis bifurcalis*, Snell. Tyd. v. Ent. 1880,  
 p. 219, 1883, pl. S. f. 5.  
 N. slopes, 3500 feet. Jan. S. slopes, 3000 feet.  
 Aug. W. slopes, 3000 feet. Sept.
1106. *Dolichosticha latimarginalis*, *Hmps.* p. 138,  
 Pl. CLV. f. 15.  
 N. slopes, 3500 feet. Feb.
1107. *Dolichosticha bilinealis*, *Warr.* p. 139, Pl. CLV.  
 f. 25.  
 S. slopes, 3000 feet. N. slopes, 3500 feet. June.
1108. *Paraponyx votalis*, *Walk.*  
*Paraponyx votalis*, Cotes & Swinh. M. I. p. 649.
1109. *Paraponyx fluctuosalis*, *Zell.*  
*Nymphula fluctuosalis*, Zell. Caffr. p. 27.  
*Oligostigma chrysipusalis*, Walk. L. H. B.M. xvii.  
 p. 432.  
*Paraponyx aptalis*, Led. W. e. M. vii. pp. 452, 485.  
*Oligostigma curta*, Butl. Ent. Month. Mag. xv. p. 270.  
*Paraponyx linealis*, Guén., Cotes & Swinh. M. I.  
 p. 649.  
 N. slopes, 3500 feet. Feb. S. slopes, 3000 feet.  
 Aug. W. slopes, 3000 feet. Sept.
1110. *Paraponyx stagnalis*, *Zell.*  
*Nymphula stagnalis*, Zell. Caffr. p. 26.  
 The plateau, 6000 feet. Jan.
1111. *Oligostigma dominalis*, *Walk.* Pl. CLVI. f. 4.  
*Cataclysta dominalis*, Cotes & Swinh. M. I. p. 651.  
 S. slopes, 3000 feet. Apr.
1112. *Oligostigma peribocalis*, *Walk.*  
*Cataclysta peribocalis*, Cotes & Swinh. M. I. p. 652.  
*Oligostigma sejmatalis*, Snell., Cotes & Swinh. l. c.  
 p. 650.  
*Cataclysta halialis*, Walk. L. H. B.M. xvii. p. 447.  
*Cataclysta sabrina*, Pryer, Cist. Ent. ii. p. 232.
1113. *Oligostigma hamalis*, *Snell.*  
*Cataclysta ochreipicta*, Moore, Cotes & Swinh. M. I.  
 p. 651.  
 N. slopes, 3500 feet. May.
1114. *Oligostigma angulipennis*, *Hmps.* p. 139,  
 Pl. CLV. f. 6.  
 W. slopes, 3000 feet. Sept.
1115. *Opisthedeicta poritialis*, *Walk.*  
*Cymoriza poritialis*, Cotes & Swinh. M. I. p. 648.  
 W. slopes, 3000 feet. Jan.
1116. *Cataclysta trimacula*, *Hmps.* p. 139, Pl. CLV.  
 f. 14.  
 W. slopes, 3000 feet. Sept.

1117. *Cataclysta junctalis*, *Hmps.* p. 140, Pl. CLV. f. 24.  
*Cataclysta cuneifera* (Nilgiris), Cotes & Swinh. M. I. p. 651.  
W. slopes, 3000 feet. Sept.

1118. *Talanga sexpunctalis*, *Moore*.  
S. slopes, 3000 feet.

1119. *Girtexta argentuosalis*, *Swinh.* Pl. CLVI. f. 11.  
*Girtexta argentuosalis*, *Swinh.* Trans. Ent. Soc. Lond. 1890, p. 286.  
W. slopes, 3000 feet. Sept.

1120. *Paracymoriza albifascialis*, *Hmps.* p. 140, Pl. CLVI. ff. 1, 9.  
S. slopes, 3000 feet. Apr. N. slopes, 3500 feet. June.

1121. *Paracymoriza vaginalis*, *Walk.*  
*Paraponyx vaginalis*, Cotes & Swinh. M. I. p. 649.  
S. slopes, 3000 feet. Apr.

1122. *Paracymoriza olivalis*, *Hmps.* p. 140, Pl. CLV. f. 8.  
N. slopes, 3500 feet. July.

1123. *Paracymoriza dentifascialis*, *Hmps.* p. 141, Pl. CLV. f. 21.  
W. slopes, 3000 feet. Sept.

1124. *Musotima acclaralis*, *Walk.*  
*Cymoriza acclaralis*, Cotes & Swinh. M. I. p. 647.  
The plateau, 6700 feet. Jan.

1125. *Trichophysetis duplifascialis*, *Hmps.* p. 141, Pl. CLVI. f. 18.  
N. slopes, 3500 feet. Jan.

1126. *Thysanoidma octalis*, *Hmps.* p. 142, Pl. CLVI. f. 19.  
W. slopes, 3000 feet. Sept.

## PTEROPHORIDÆ.

1127. *Oxyptilus anisodactylus*, *Walk.*  
N. slopes, 3500 feet. Jan.

1128. *Pterophorus oxydactylus*, *Walk.*  
The plateau, 6700 feet. Jan.

1129. *Pterophorus leucodactylus*, *Walk.*  
The plateau, 6700 feet. Jan.

1130. *Koremagua aurantidactylus*, *Hmps.* p. 142, Pl. CLVI. f. 20.  
W. slopes, 3000 feet. Sept.

## CRAMBITES.

## PHYCITIDÆ.

## PHYCITINÆ.

1131. *Canthelia œgnusalis*, *Walk.*  
N. slopes, 3500 feet. Jan.

1132. *Canthelia lateritalis*, *Walk.*  
N. slopes, 3500 feet. Jan.

1133. *Salebria cautella*, *Walk.*  
The plateau, 6700 feet. Jan.

## ANERASTINÆ.

1134. *Talamba tenuinervella*, *Rag.*  
S. slopes, 3000 feet. Aug. W. slopes, 3000 feet. Sept.

1135. *Anerastia virginella*, *Meyr.*  
*Anerastia virginella*, *Meyr.* Proc. Linn. Soc. New S. Wales, iv. p. 233.  
N. slopes, 3500 feet. Feb.

## SCHENOBLIDÆ.

1136. *Eschata ochreipes*, *Hmps.* p. 143, Pl. CLVI. f. 23.  
The plateau, 6700 feet. Sept.

1137. *Schenobius bipunctifera*, *Walk.*  
W. slopes, 3000 feet. Sept.

1138. *Patissa lactealis*, *Feld.*  
W. slopes, 3000 feet. Sept.

## GRAMBIDÆ.

1139. *Chilo bivittellus*, *Moore.*

1140. *Chilo cervinellus*, *Moore.*

1141. *Chilo interruptellus*, Moore.  
The plateau, 6000-6700 feet. Apr., May.
1142. *Crambus abbreviatellus*, Walk.  
The plateau, 6700 feet. May.
1143. *Crambus todarius*, Butl.
1144. *Argyria nigricosta*, Hampson. p. 143, Pl. CLVI.  
f. 22.  
W. slopes, 3000 feet. Sept.
1145. *Jartheza chrysographella*, Koll.  
The plateau, 6700 feet. May. N. slopes, 3500 feet.  
July. W. slopes, 3000 feet. Sept.
1146. *Jartheza xylinella*, Walk.  
The plateau, 6700 feet. May.

### TORTRICES.

#### TORTRICIDÆ.

##### TORTRICINÆ.

1147. *Teras perfectana*, Walk.  
*Cnephasia? perfectana*, Cotes & Swinh. M. I. p. 696.  
The plateau, 6700 feet. May.
1148. *Teras verditer*, Hampson. p. 143, Pl. CLVI. f. 25.  
The plateau, 6700 feet. May.
1149. *Teras subtusnigra*, Hampson. p. 144, Pl. CLVI.  
f. 21.  
W. slopes, 3000 feet. Sept.
1150. *Cacoëcia micaceana*, Walk.  
The plateau, 6700 feet. Jan., Feb. N. slopes, 3500  
feet. Feb.

#### TINEIDÆ.

##### LIPUSINÆ.

1151. *Microcossus mackwoodii*, Moore.  
S. slopes, 3000 feet. Apr.

##### TINEINÆ.

1152. *Hapsifera seclusella*, Walk.  
S. slopes, 3000 feet. Apr.
1153. *Hapsifera spernatella*, Walk.  
*Tinea spernatella*, Cotes & Swinh. M. I. p. 704.  
The plateau, 6700 feet. Mar.
1154. *Blabophanes monachella*, Hüb.  
*Tinea monachella*, Hüb. Tin. 143.  
*Blabophanes longella* (Nilgiris), Cotes & Swinh. M.  
I. p. 702.  
The plateau, 6700 feet. May-Dec.
1155. *Tinea lucidella*, Walk.  
*Tinea lucidella*, Walk. L. H. B.M. xxvii. p. 474.  
*Tinea glabrella*, Walk., Cotes & Swinh. M. I. p. 703.  
The slopes, 3000-4000 feet. Apr., June, Sept.
1156. *Alavona taprobana*, Moore.  
S. slopes, 3000 feet. Apr.

##### ADELINÆ.

1157. *Nemotois indica*, Walk.  
The plateau, 6700 feet. Jan., May, June.

#### PLUTELLIDÆ.

##### GELECHINÆ.

1158. *Gelechia transactella*, Walk.  
The plateau, 6700 feet. Jan.

##### PLUTELLINÆ.

1159. *Plutella cruciferarum*, Zell.  
*Plutella cruciferarum*, Zell. Stett. e. Z. 1843. p. 281.  
The plateau, 6700 feet. May.

## DESCRIPTIONS OF THE NEW SPECIES.

## ÆGERIIDÆ.

*Melittia dorsatiformis*. (Plate CXXXIX. fig. 21.)

Expanse  $1\frac{1}{10}$  inch.

*Male*. Margins and veins black; apical border very narrow, speckled with a few purple-grey scales; apical transparent area very large and nearly round, traversed by four veins and partly by the subcostal upper nervule; basal area traversed by median vein only; cilia of both wings brown; abdominal margin of hind wing fringed with golden hairs: head and antennæ black, the latter golden brown below; palpi white in front, black on sides and behind; thorax black in front, with a steel-blue collar, hind part golden yellow; abdomen black above, with narrow white segmental bands and golden hairs, beneath yellow; fore legs black, coxa white, femur and tibia golden in front; mid-legs black, coxa white in front, femur with two steel-blue bands, tibia clothed with golden hairs behind; hind legs, coxa black, with golden hairs behind, femur golden chestnut with long whitish hairs behind, tibia clothed with long black hairs, a few golden-brown and white ones near the base, and some steel-blue scales at the joint.

Nearest to *M. nepcha*, Moore, from which it differs principally in the larger and rounder apical area and the colour of the legs.

This species is so excellent a mimic of the common Indian Rock-Bee (*Apis dorsata*), that the only difference a close observer can detect when they are feeding at the same flower is the "padding" of the thick hind legs of the moth to steady itself before the flower.

## ZYGÆNIDÆ.

*Syntomis gelatina*. (Plate CXXXIX. fig. 1.)

Expanse 1 inch.

*Female*. Head, thorax, and abdomen brownish black; collar, first and fifth segments of abdomen orange, two lateral spots on pectus and three on each side of abdomen of the same colour; antennæ black, white-tipped above; legs black, mid and hind pairs with a white band on the tibia: wings brownish black, the hyaline areas slightly ochreous with metallic reflections; these areas as in *S. libera*, Walker, but larger in proportion, especially on the hind wing, which has only a narrow black border.

Near *S. cupreipennis*, Butler, from which it chiefly differs in having no white spot on the frons. Also near *S. godarti*, Bois., the apical hyaline spots of the fore wing smaller and placed further from the apex, and also lacking the white frons of that species.

## TRICHOLEPIS, g. n.

Palpi short and directed downwards; antennæ ciliated, rather more strongly in the male than the female; wings clothed with fine hairy scales; fore wing long, narrow, and pointed; cell long and rather narrow; hind wing rather narrow; costal and anal margins nearly straight; outer margin rounded.

*Tricholepis erubescens.* (Plate CXXXIX. figs. 3, 12.)

Expanse  $\frac{2}{3}$  inch.

*Male.* Legs, antennæ, head, thorax, and base of fore wings crimson; a black inwardly oblique antemedial band, the area beyond which is black, the disc very slightly suffused with crimson; a small indistinct black spot at end of cell. Cilia, hind wing, and abdomen black. Anal tuft ochreous.

*Female.* Differs from the male in having the disc of the outer area of the fore wing and the cilia of both wings crimson; the ochreous anal tuft larger than in the male.

*Thyrassia aurodisca.* (Plate CXXXIX. fig. 10.)

Expanse  $\frac{4}{5}$  inch.

*Male.* Fore wing purplish black, with three large hyaline spots, one subapical quadrifid, one near end of cell, the other bifid below it between the median and submedian nervures, and traversed by first median nervule; hind wing golden yellow, with a purple-black spot on the middle of the costa, and a border of the same colour, broad at apex, narrow at outer angle: head and thorax black; collar golden yellow; abdomen black, except third, fourth, and fifth segments, which are golden yellow, each with a black spot above.

Differs from the N.-Indian *T. subcordata*, Walker, in having the whole disc of the hind wing golden yellow, instead of a large spot at the inner margin near the base, and a small subcostal one towards the apex.

## BRACHARTONA, g. n.

Venation, antennæ, and palpi similar to *Artona*, Walk.; fore wings much shorter and broader; costa more arched. Hind wings more ample, with the outer margin rounded.

Type *B.* (*Artona*) *quadrinaculata*.

*Brachartona purpurascens.* (Plate CXXXIX. fig. 4.)

Expanse  $\frac{4}{5}$  inch.

*Male.* Head, palpi, antennæ, legs, and collar golden yellow; thorax and abdomen purplish black, the latter yellow beneath. Fore wing dark purple, with two large triangular golden-yellow

patches on the costa, the first one third from the base and continued to the base as a narrow band, the other two thirds from base. Hind wing brown, with a golden-yellow patch running from the base along the costa for two thirds of its length, then along the outside of the cell, and up the median vein nearly to the base, so as to enclose a large brown patch; a small narrow yellow mark on the submedian nervure near the base. Cilia of both wings dark. Antennæ of female slighter than in *B. quadrimaculata*.

### AGARISTIDÆ.

*Eusemia latimargo*. (Plate CXXXIX. fig. 24.)

Expanse  $2\frac{1}{2}$ – $2\frac{3}{4}$  inches.

*Male and female*. Differs from the N.-Indian and Burmese *E. maculatrix*, Westw., in having the two outer discal yellow spots on the fore wing entirely obsolete or barely traceable and the black border of the hind wing considerably broader.

### CHALCOSIIDÆ.

*Pintia latipennis*. (Plate CXXXIX. fig. 22.)

Expanse 2 inches.

*Female*. Allied to *P. ferrea*, Walk., from which it differs in having both wings broader and squarer, the costa of fore wing more arched, the outer margin straighter. Fore wing dark vinous red, with no metallic green on median and submedian nervures; the subapical series of spots reduced in size and obsolescent. Hind wing dark brown, with scarcely a trace of the series of whitish spots outside the cell, except the upper one, which is fairly prominent; cilia dark, not white as in *P. ferrea*. Underside dark brown, with all the white markings reduced in size and obsolescent; both wings with traces of metallic green at the base, but none along the costa; the series of metallic-blue spots along the outer margin entirely absent. Antennæ and collar metallic blue; head and thorax vinous red; abdomen dark brown, with metallic-green spots at side, white below.

*Epyrgis australinda*. (Plate CXXXIX. fig. 23.)

Expanse, ♂  $2\frac{1}{6}$ , ♀  $2\frac{1}{2}$  inches.

*Male and female*. Fore wing: ground-colour blue, with the usual spots and streaks in the interspaces very pale primrose; costa and veins shot with metallic blue. Hind wing pale primrose; veins slightly black-speckled; outer margin with a broad black band, not

reaching anal angle; a submarginal series of pale primrose spots; the veins of the black band shot with metallic blue. Underside: costa, veins, and outer margin intense metallic blue. Antennæ, head, and collar metallic blue; palpi white below; thorax white and metallic blue; abdomen entirely metallic blue or green above, beneath white with segmental metallic-blue or green bands.

All the other species of this group of the genus have the abdomen white above with metallic bands.

The pupa affixed to branches of trees is like a small, withered, curled-up, red leaf. Also found in Madras and Travancore.

### NYCTEMERIDÆ.

*Secusio parvipuncta.* (Plate CXXXIX. fig. 6.)

Expanse  $1\frac{1}{6}$ – $1\frac{1}{2}$  inch.

*Male and female.* Closely allied to *S. strigata*, Walker, from Natal, but with all the spots of the postmedial band smaller, especially those above and below first median nervule, which are smaller than the others, instead of being considerably larger.

*Male* with antennæ heavily pectinated.

A pair also from S. India in coll. B.M., and two females from the Kilimanjaro district of E. Africa.

### NYCTEOLIDÆ.

*Earias luteolaria.* (Plate CXXXIX. fig. 16.)

Expanse  $\frac{2}{3}$  inch.

*Male and female.* Differs from *E. sulphuraria*, Moore, in having the fore wing of a bright chrome-yellow with a reddish tinge, instead of sulphur-yellow; the outer margin narrowly brown; the cilia yellow, with purplish tips; the head and thorax chrome-yellow; the abdomen paler.

*Paracrama rectomarginata.* (Plate CXXXIX. fig. 7.)

Expanse 1 inch.

*Male and female.* Near *P. dulcissima*, Walk., but differing in having a small v-shaped white spot outlined with purple at the apex of fore wing, and the purple band along the outer margin narrow and quite even.



## LITHOSIIDÆ.

*Digama marchalii*, Guér., var. *intermedia*, nov.

Expanse  $1\frac{1}{2}$  inch.

*Female*. Fore wing cinereous white; two small black spots at the base; another larger on the costa near the base, with a small black streak below it, and a dusky blotch near the inner margin; a round black spot in the cell; a lunulate one at the end of it; the wing crossed by three irregular interrupted dusky bands, one a third from base, the second at end of cell, curving round outside of it, the third submarginal; the apical portion of the costa, the outer margin, and cilia dusky. Hind wing bright yellow, with a small black streak in the centre of the outer margin. Head and thorax cinereous, with dusky blotches, and two black spots on the collar. Abdomen yellow, with a series of black segmental spots above and at each side.

An intermediate variety between *D. marchalii* and *D. figurata*, the former of which has the costal and outer areas of fore wing clouded with fuliginous, the marginal and submarginal bands wanting, and all the other markings less distinct; while the latter has the markings black, and so broad that they cover the greater part of the fore wing, the outer margin of hind wing also has dark markings.

*Katha brevipennis*, Walk. (Plate CXXXIX. figs. 2, 11.)

*Lithosia brevipennis*, Walk. *Cat. Lep. Het. B.M.* ii. p. 509.

Expanse 1 inch.

*Male*. Fore wing broader, and with the inner margin more lobed than in the female and of a much darker colour, a reddish ochreous-brown; two slight longitudinal folds below first and second median nervules. Hind wing similar to that of female. The basal segments of abdomen clothed with long hairs.

Walker's type is a female.

## NOTATA, g. n.

Palpi short, weak, and porrect; antennæ simple: fore wing long, narrow, and pointed at apex; costa slightly and evenly arched. Hind wing ample; costa nearly straight.

*Male*. With a large patch of long brown scales on the underside of fore wing, filling up the outer two thirds of the cell, and extending below the median vein: hind wing with a patch on the upperside, similar in size and position.

**Notata parva.** (Plate CXXXIX. fig. 5.)

Expanse  $\frac{1}{2}$  inch.

*Male.* Fore wing immaculate, of a pale straw-colour, slightly brighter at outer margin; with a large patch of brown scales on the underside, filling the outer two thirds of the cell, and extending below the median nervure. Hind wing paler; with a similar patch of brown scales on the upperside. Antennæ, palpi, legs, head, thorax, and abdomen pale straw-colour.

**Nola major.** (Plate CXXXIX. fig. 13.)

Expanse  $1\frac{1}{2}$  inch.

*Female.* Fore wing pure white or smoky white, with a few scattered pale or dark brown scales; two large distinct smoky-brown triangular patches on the costa, one basal, one at end of cell, the latter with a round blotch of raised dark brown scales at its apex in the cell; two narrow indistinct bands, formed of pale and dark brown scales, from median to submedian nervures, one at middle of cell, one at its end; a narrow waved inwardly oblique dark brown band beyond end of cell; marginal and submarginal indistinct diffused irregular bands, obsolete towards the apex; a series of small dark antecillial spots; cilia white, alternating with brown. Hind wing entire smoky brown; cilia paler at base and tips. Palpi, antennæ, head, and thorax pure white above; abdomen smoky brown, with paler segmental bands. Underside entirely smoky brown.

Nearest to *Nota pascua*, but very distinct.

**Nola minuta.** (Plate CXXXIX. fig. 14.)

Expanse  $\frac{5}{12}$  inch.

*Male.* Fore wing smoky brown, dotted with darker scales; three large indistinct dark triangular blotches on the costa, one basal, one at middle of cell, one at its end, the apices of each of the two latter forming dark marks in the cell; two narrow waved indistinct bands parallel to the outer margin, one just beyond the end of the cell, the other submarginal. Cilia of fore wing smoky, tipped with darker brown. Hind wing and cilia pearly grey, the latter darker towards the tips. Antennæ, head, thorax, and abdomen smoky brown.

Superficially very like *Lebena microphasma*, Butler, from Japan, which has heavily-pectinated antennæ in the male instead of ciliated.

**Nola nigrifascia.** (Plate CXXXIX. fig. 15.)

Expanse  $\frac{2}{3}$  inch.

*Female.* Fore wing white, irrorated with fuscous scales; three raised tufts of scales in the cell, near its base, at middle, and at end; a curved, somewhat maculate, narrow, black postmedial band; the fuscous suffusion deeper just before this band, and forming a waved

submarginal band after it; some minute black striæ along the costa. Hind wing white, suffused with fuscous, which is deepest towards the apex; an antecial fuscous line. Under-side: fore wing fuscous, with the cilia pure white; hind wing white, fuscous towards apex.

**Padenia basipuncta.** (Plate CXXXIX. fig. 8.)

Expanse  $\frac{5}{6}$  inch.

*Female.* Fore wing cinereous grey; a black subbasal spot, with a smoky one on the costa above it; an antemedial, nearly straight fuscous band, outwardly diffused at inner margin; two prominent, black, obliquely-superposed spots at end of cell; a broad, fuscous, postmedial band, outwardly diffused, curving inwards below the cell; a narrow black submarginal band, straight near outer angle, much waved towards the apex. Hind wing pale ochreous, suffused with fuscous towards the apex. Cilia of both wings pale ochreous. Thorax ashy spotted with black. Antennæ, head, and abdomen pale ochreous.

Wings of the same shape as in *P. transversa*, not so square as in *P. trifasciata*, but nearer that species in markings.

**Lyclene curvifascia.** (Plate CXXXIX. fig. 17.)

Expanse  $\frac{5}{6}$  inch.

*Female.* Fore wing pale red; a fuscous spot near the base; three fuscous bands, the first and second inwardly oblique; the first subbasal, irregular, reaching neither the costa nor inner margin; the second broader, irregular, across the middle of the wing from costa to inner margin; a lunulate spot beyond it at end of cell; the third band also irregular, from below the costa near the apex, almost reaching the centre of outer margin, and then curving round and joining the second band below the end of the cell, then narrower and reaching the inner margin near the outer angle; a series of black antecial spots. Hind wing paler. Cilia of both wings ochreous. Antennæ, head, thorax, and abdomen reddish ochreous; thorax with some fuscous spots.

Nearest to *L. rubricosa*, which has no basal spot or series of antecial ones, and the medial band much more regular and inwardly oblique.

**Lyclene suffusa.** (Plate CXXXIX. fig. 18.)

Expanse  $\frac{11}{12}$  inch.

Fore wing pale red, with the following fuscous markings: a spot near the base; a subbasal concave band; an inwardly-oblique antemedial band touching the apex of the curve of the subbasal band; a lunulate spot at end of cell; a broad diffused band beyond it parallel to the second band; three diffused submarginal spots; a series of antecial black spots. Cilia reddish ochreous. Hind wing suffused with fuscous; basal area pale red; an indistinct

antemedial band, followed by a very indistinct reddish band; a lunulate spot at end of cell; the whole exterior area and cilia fuscous, leaving a red anteciliary line.

Nearest to *L. rubricosa*, but with the markings differently placed and formed on fore wing, and hind wing with dark markings.

*Lyclene fuscalis*. (Plate CXXXIX. fig. 9.)

Expanse  $\frac{5}{8}$  to 1 inch.

*Male*. Fore wing: ground-colour brightish red; the basal discal area fuscous, leaving more or less red along the costal and inner margins; a very oblique medial band; exterior area fuscous with a large red spot on the costa, and another on the inner margin outside the medial band, to which it is sometimes joined; an indistinct lunular spot at end of cell. Hind wing pale reddish ochreous, with an indistinct antemedial band; a dark blotch at apex more or less extending along the outer margin. Cilia of both wings yellow. Antennæ, head, and thorax ochreous; head with a fuscous apical spot; thorax with fuscous spots. Abdomen fuscous; anal tuft ochreous.

Nearest to *L. rubricosa*, but larger, redder; the fore wing mostly fuscous; the hind wing with a dark band. Also with a superficial resemblance to *L. fuscescens*, Butler.

*Lyclene rosea*. (Plate CXXXIX. fig. 19.)

Expanse  $\frac{3}{4}$ – $\frac{5}{8}$  inch.

*Female*. Fore wing rosy red; a narrow black basal streak on the costa; four black subbasal spots; a rather narrow inwardly-oblique median band; a small spot at end of cell; a series of small black, more or less diffused submarginal streaks on the veins; an anteciliary series of small streaks on the veins, which are longest at the outer angle, shorter towards the apex. Hind wing paler, with an indistinct antemedial band. Cilia of both wings rosy ochraceous. Head, thorax, and antennæ rosy ochraceous; abdomen fuscous; anal tuft ochreous.

Near *L. inconspicua*, Moore. Fore wing without basal band, and the discal streaks not reaching the margin; hind wing without apical streak, and with a dark band.

*Lyclene aurora*. (Plate CXXXIX. fig. 20.)

Expanse  $\frac{3}{4}$  inch.

*Male*. Fore wing more rounded at apex than in *L. rosea*; rosy red, with a fine black basal streak on the costa; a subbasal black spot; a very narrow inwardly-oblique medial band; a small indistinct spot at end of cell; a series of small indistinct submarginal streaks on the veins, obsolete towards the inner margin; a series of small black anteciliary spots.

Hind wing paler and immaculate. Cilia of both wings ochreous. Head and thorax rosy; abdomen and anal tuft ochreous.

Near *L. inconspicua* and *L. rosea*; fore wing much less marked with black; hind wing without any band.

*Lyclene ochracea*. (Plate CXXXIX. fig. 26.)

Expanse  $\frac{3}{4}$  inch.

*Male* and *female*. Fore wing pale orange; an irregular subbasal fuscous blotch extending to the costa; an inwardly-oblique broad medial band; an indistinct spot at end of cell; a highly irregular, more or less diffused submarginal band, sometimes joined to the medial band at its centre, and reaching the inner margin near the outer angle; a series of anteciliary black spots. Hind wing slightly paler, with an indistinct antemedial band; a fuscous patch at apex. Underside of fore wing with the markings diffused over the greater portion of the wing. Antennæ, head, thorax, and anal tuft ochreous; abdomen fuscous.

Not very near to any of the ochreous groups of *Lyclene*, from all of which it is distinguished by the series of anteciliary spots being combined with broad diffused markings.

*Lyclene obliqua*. (Plate CXXXIX. fig. 25.)

Expanse  $1\frac{1}{2}$  inch.

*Male*. Allied to *L. ochracea*, but larger and pale ochreous instead of orange. Fore wing with the medial band narrower and more inwardly oblique. Hind wing with the medial band more distinct; the apical blotch extending partly along outer margin.

Col. C. Swinhoe has a long series of both sexes.

*Æmene nilgirica*. (Plate CXL. fig. 1.)

Expanse  $1\frac{7}{8}$  inch.

*Male* and *female*. Fore wing grey, with a black basal blotch on the costa; an ante-medial inwardly-oblique maculate band, with a distinct black spot in the cell beyond it, sometimes joined to the second spot of the band; a distinct black spot at end of cell; three less distinct on the costa; a band of small black spots beyond the cell on the veins; a series of small anteciliary spots. Hind wing slightly darker. Cilia of both wings ochreous white. Head, antennæ, and thorax greyish white; abdomen darker.

*Æmene cinereicolor*. (Plate CXL. fig. 8.)

Expanse  $\frac{3}{4}$  inch.

*Male*. Fore wing ashy white; a basal black patch on the costa; a spot on the costa one third from base, with a large black patch below it in the middle of the cell, extending below

the median nervure; a spot on the middle of the costa; a distinct black spot at end of cell, with a small one on the costa above it, and two below it near the submedian nervure; a waved and broken indistinct submarginal band, beginning on the costa as a distinct blotch; a series of antecial specks. Cilia ochreous white, a few of them black. Hind wing slightly darker. Antennæ, head, thorax, and abdomen whitish.

Closely allied to *Æ. nilgirica*, but the ground-colour of the fore wing is whiter, and all the markings are larger and more distinct.

***Æmene quinquefascia.*** (Plate CXL. fig. 15.)

Expanse  $\frac{5}{8}$  inch.

*Male and female.* Fore wing ash-colour, with five irregular waved black bands; a black spot near base, with one above it on costa; the first band subbasal, followed by a spot in centre of cell; the second band, which is diffused, immediately after it; a black lunule at end of cell; with the third band below it, from first median nervule to inner margin, and the fourth across the wing immediately beyond it; followed by the fifth, a diffused band, from costa to second median nervule; a series of antecial black spots. Hind wing whitish in male, fuscous in female. Underside: fore wing suffused with fuscous, the apex and apical portion of costa ochreous.

Allied to *Æ. taprobanis*, but darker, with more numerous and diffused, but less curved, bands.

A very constant species; there is a series from the Nilgiris in Mr. Moore's collection.

***Paidia fumipennis.*** (Plate CXL. fig. 7.)

Expanse, ♂  $\frac{1}{2}$ , ♀  $\frac{1}{3}$  inch.

*Male and female.* Fore wing smoky brown; the margins darker, especially towards the apex; a very indistinct straight band across middle of wing; a small yellow longitudinal patch on the costa two thirds from base, and another on the outer margin at exterior angle. Antennæ, head, collar, and anal tuft of male yellow; thorax and abdomen brown.

Nearest to *P. marginata*, which is larger, and has all the margins and the thorax and abdomen yellow.

***Diduga fulvicosta.*** (Plate CXL. fig. 16.)

Expanse  $\frac{7}{12}$  inch.

*Female.* Fore wing dark brown, the area near the outer angle paler; irregular ochreous costal and exterior bands composed of series of triangular patches, the costal series diminishing in size from the base to the apex, the exterior series from the outer angle to the apex; one

third of costa from base black; cilia ochreous, dark brown in places. Hind wing greyish brown. Antennæ, head, and collar ochreous; thorax and abdomen brown. Underside smoky brown; apex of fore wing narrowly ochreous.

Near *D. costata*, Moore; the bands narrower and differently shaped.

*Diduga albicosta*. (Plate CXL. fig. 17.)

Expanse  $\frac{1}{2}$  inch.

*Female*. Fore wing violaceous grey; a white costal band, constricted near the middle and towards the apex, where it is slightly ochreous; two small white triangular patches on the outer margin, one between the discoidal nervules, the other at the first median nervule, and continued as a narrow line to the outer angle. Hind wing paler grey. Cilia of fore wing, antennæ, head, and collar white; thorax and abdomen grey. Underside grey; the apical half of costa narrowly ochreous.

Near *D. costata* and *D. fulvicosta*.

**COSTARCHA**, gen. nov.

Antennæ of male bipectinated at somewhat wide intervals: palpi weak, directed downwards. Fore wing ample; sparsely covered with scales; pointed at apex; the costa highly arched near the base and towards the apex; outer margin nearly straight. Hind wing very ample.

*Costarcha indistincta*. (Plate CXL. fig. 22.)

Expanse  $\frac{5}{6}$ -1 inch.

*Male*. Fore wing grey, with scattered dark scales; five dark bands from costa to subcostal nervure at regular intervals, the second extending across the cell; two parallel series of indistinct small spots from beyond the lower end of the cell to the inner margin; a waved submarginal line; a series of antecial spots. Hind wing paler, with an indistinct spot at middle, and another at end of cell. Antennæ, head, thorax, and abdomen grey.

**SCHISTOPHLEPS**, gen. nov.

Wings almost denuded of scales. Fore wing: costa and inner margins arched; outer margin nearly straight; costal nervure with three short branches from it to costa; first and second subcostals anastomosed at origin, as also are the second and third, which are given off just before the end of the cell. Hind wing ample; costa nearly straight. Antennæ with the basal joint thickened, but not so long as in *Homopsyche*, to which this genus is allied.

**Schistophleps bipuncta.** (Plate CXL. fig. 23.)

Expanse  $\frac{3}{4}$  inch.

*Male.* Wings almost transparent and slightly ochreous. Fore wing with a very indistinct basal ochreous band; a more distinct band one fourth from base, followed by a black spot in the cell; a band across the end of the cell and extending beyond it, somewhat narrow at costa, widening much on the disk, and contracting a little at inner margin; a small black longitudinal streak in the band at end of cell; a submarginal broken ochreous band reaching the outer margin near the angle; a series of ochreous anteciliary spots.

In some specimens the markings have a tendency to become brown, especially on the disc. Hind wing hyaline, immaculate. Antennæ, head, thorax, and abdomen white.

## ARCTIIDÆ.

**Phragmatobia ? fumipennis.** (Plate CXL. fig. 24.)

Expanse  $1\frac{1}{2}$  inch.

*Male.* Antennæ short, black, and closely bipectinated. Fore wing smoky brown; base and costa olive-brown. Hind wing entirely smoky brown. Palpi black; head and thorax olive-brown; abdomen ringed with smoky and olive-brown, the latter colour predominating on the anal segments. Underside uniform smoky black.

The pectinated antennæ separate this species from typical *Phragmatobia*.

**Aloa collaris.** (Plate CXL. fig. 18.)

Expanse  $1\frac{2}{3}$ – $1\frac{1}{2}$  inch.

*Male and female.* White: fore wing with a broad vivid scarlet band along the costa; two small black spots on the subcostal and median nervures at the termination of the cell; two just above the submedian nervure, one one-third, the other two-thirds from the base; any or all of these spots may, however, be absent. Hind wing with a large lunulate black spot at the end of the cell, and four at regular intervals along the outer margin; the apical one being absent in some specimens. Underside of hind wing with a black spot on the costa near the base. Antennæ black; palpi black above, red below; head white, with a broad red band at junction with thorax; collar white, with a broad red band posteriorly. Abdomen red above, with sides black and broad segmental black bands, a large black patch on the anal segment; white below, with a few black spots and markings. Legs: coxæ and femora red in front, white behind; tibiæ black in front, red behind; tarsi ringed black and white.

The males of this genus have the hook for the frenulum large and black.

The broad red bands on head and collar distinguish this species from the other species with red abdomens.



*Spilarctia bifascia.* (Plate CXL. fig. 21.)

Expanse  $1\frac{7}{2}$  inch.

*Male.* Fore wing greyish white; a black spot at base; an antemedial band of black spots, the one on costa and two towards inner margin largest; a spot at upper extremity of cell; an inwardly-oblique postmedial band of spots, curved out round the end of the cell, where the spots are obsolescent, the spot on costa and those toward inner margin largest; some obsolescent spots towards centre of outer margin. Hind wing rosy, more deeply coloured towards inner margin; a large black spot with a smaller one below it at end of cell; three obsolescent spots near outer margin, one between discoidal nervules, the other two towards anal angle. Underside pale ochreous: fore wing with the basal two thirds suffused with pink; a black patch covering the whole cell except its extremity, and near the base extending down to submedian nervure; two postmedial irregular bands composed of somewhat diffused black spots and streaks: hind wing with a faint rosy tinge; the large black spot at end of cell as on upperside; some minute spots in the area beyond it. Head and thorax ochreous white; abdomen red above, white below; a dorsal series of black spots, and two lateral series on each side. Palpi with basal joint red, terminal joint black; coxæ and femora of fore and hind pairs of legs red.

Nearest to *S. bifrons*, Walker, from China, but with antennæ much more heavily pectinated, the fore wings darker and much more heavily marked with black.

## LIPARIDÆ.

*Aroa sienna.* (Plate CXL. figs. 2, 9.)

Expanse, ♂  $1\frac{1}{2}$ , ♀  $1\frac{1}{3}$  inch.

*Male.* Fore wing red-brown, some specimens darker than others; a small dark brown spot, followed by an ochreous one at end of cell; an indistinct band below the cell from origin of first median nervule to submedian nervure; a narrow curved submarginal band. Hind wing darker than fore wing.

*Female.* Pale red-brown, larger than the male, but with similar markings.

Allied to *A. plana*, but a much redder insect, and without the conspicuous spot at the end of the cell of hind wing. The female is also allied to *A. ochracea*, of which the male has not been described, but is smaller and redder, and without the spot at end of cell of hind wing.

*Charnidas colon.* (Plate CXL. figs. 3, 19.)

Expanse, ♂  $1\frac{1}{3}$ , ♀  $1\frac{1}{4}$ – $1\frac{2}{3}$  inch.

*Male* reddish brown. *Female* ochreous brown. Fore wing irrorated with black scales; two superposed black spots just beyond the cell, the lower one sometimes obsolete, sometimes diffused along the median nervure; a large black subapical patch situated below the lower subcostal nervule, and extending below the first discoidal nervule. Hind wing of the same colour as the fore wing in each sex, but paler and without the black scales. Underside slightly darker. Antennæ, head, thorax, and abdomen of the same colour as the fore wing.

A female from the western slopes is rather darker than specimens from the plateau. Nearest to *C. exclamationis*, but a much browner insect, and with a dark subapical spot to fore wing.

*Charnidas pallida.* (Plate CXL. fig. 10.)

Expanse 1 inch.

*Male.* Ochreous grey, with a slight fuscous suffusion; fore wing with some dark scales below centre of cell; the apical portion of costa and outer margin with some fuscous maculate marks. Underside with the fuscous suffusion rather deeper.

*Lælia uniformis.* (Plate CXL. figs. 4, 20.)

Expanse, ♂  $1\frac{1}{3}$ , ♀  $1\frac{2}{3}$  inch.

*Male.* Fore wing uniform ochreous grey; costa and cilia paler. Hind wing paler than fore wing. Underside: fore wing suffused with fuscous except towards inner margin; hind wing slightly suffused with fuscous towards costa.

*Female.* Fore wing ochreous white, irrorated with black scales, which are thickest just below median nervure. Hind wing and underside paler, and without the black scales.

Not very closely allied to any other species of the genus.

*Artaxa subfuscula* (Plate CXL. figs. 5, 11.)

Expanse, ♂  $1\frac{1}{3}$ , ♀  $1\frac{1}{2}$  inch.

*Male* uniform bright ochraceous. *Female* reddish brown; both sexes with the fore wing crossed by indistinct waved antemedial and postmedial pale bands. *Male* rather darker along the costa of fore wing on the underside. *Female* with anal tuft smoky black.

*Artaxa variegata.* (Plate CXL. fig. 6.)

Expanse  $1\frac{1}{4}$  inch.

*Female.* Fore wing pale brown with pale narrow bands, and dark broad bands formed by the ground-colour being powdered with dark scales; basal area pale brown, followed by a dark band one fourth from base; a narrow pale band, then a broad dark medial band with

ts outer margin arched, occupying one third of the wing, with a prominent orange spot in it at the extremity of the cell; then a narrow pale band, followed by a broken dark one; a broken pale marginal band having patches of the ground-colour at the apex and along the outer margin. Hind wing pale yellow. Underside uniform pale ochreous. Head, thorax, and abdomen pale brown, anal segments ochreous.

*Artaxa obsoleta.* (Plate CXL. fig. 12.)

Expanse  $1\frac{1}{4}$  inch.

*Male.* Head, thorax, and fore wing orange-yellow; the last with an extremely obscure band formed of scattered dark scales from lower end of cell to inner margin. Hind wing pale lemon-yellow. Underside uniform yellowish white. Shaft of antennæ white.

Nearest to *A. anguligera*, but with fore wing darker yellow, and with the band differently shaped and obsolescent.

*Artaxa luteifascia.* (Plate CXLI. fig. 2.)

Expanse  $1\frac{1}{4}$  inch.

*Male.* Fore wing purplish flesh-colour, uniformly irrorated with dark brown scales; a bright orange maculate fascia just before the middle, consisting of two spots in the cell, with an obsolescent one just above it, and one in each interspace below it; cilia yellow, dark at outer angle. Hind wing and underside uniform lemon-yellow. Head, palpi, and shaft of antennæ ochreous white; thorax and abdomen purplish, the latter with some ochreous hairs above on the last three segments,

*Somena bipunctapex.* (Plate CXL. fig. 13.)

Expanse, ♂ 1, ♀  $1\frac{1}{4}$ – $1\frac{5}{12}$  inch.

*Male and female.* Fore wing vinous brown with dark speckles; costa narrowly yellow; a large yellow patch at apex with two prominent superposed black spots on it varying in size; a large yellow patch at outer angle, nearly joining the apical patch. Hind wing vinous brown with brown-yellow marginal band. Underside rather paler. Head, thorax, and abdomen brown; anal tuft of female ochreous.

The yellow markings much wider than in *S. atomaria* and *S. apicalis*.

Also in coll. B. M. from Nankow Pass, N. China, Burma, Penang, Kangra.

*Somena sagroides.* (Plate CXL. fig. 14.)

Expanse  $\frac{2}{3}$  inch.

*Male.* Allied to *S. (Aroa) sagrara*, but smaller; the fore wing narrower, and more pointed at apex; ground-colour darker and less red. Hind wing slightly darker. Cilia of both wings yellow. Head and collar yellowish. Antennæ, thorax, and abdomen brown.

**Euproctis bifascia.** (Plate CXLI. fig. 8.)

Expanse  $1\frac{5}{12}$  inch.

*Female* pure white. Fore wing with two orange-yellow bands, the first antemedial slightly inwardly oblique and waved, the other submarginal and consisting of spots in the interspaces, growing slightly smaller towards costa, and bent inwards a very little at second median nervule. Anal tuft pale brown.

**Mardara feminula.** (Plate CXLI. figs. 1, 7.)

Expanse  $1\frac{3}{4}$  inch.

*Male.* Allied to *M. bhana*, Moore. Fore wing with the markings less distinct; the ochreous spot at end of cell almost obsolete; the series of submarginal black lunules further from the outer margin. Hind wing darker. Underside with the whole disk of fore wing dusky black. Hind wing with the black spot at end of cell larger and lunulate, not round; the parallel submarginal bands wider and nearer the margin. An anteciliary black line to both wings.

*Female.* Much smaller and quite distinct from that sex of *M. bhana*. Fore wing violaceous grey, irrorated with dark scales; three irregular waved brown bands crossing the wing—the first medial, the second beyond the end of cell, and anastomosing with the first at inner margin, the third submarginal; a double lunule at end of cell. Hind wing paler and immaculate; cilia darker. Underside uniform dusky grey. Head and thorax clothed with long iron-grey hairs. Abdomen paler.

**Dasychira nilgirica.** (Plate CXLI. figs. 13, 14.)

Expanse, ♂  $1\frac{3}{4}$ , ♀  $3\frac{1}{2}$  inches.

*Male.* Fore wing: basal area white, powdered with black scales; medial and outer areas pale dusky brown; a subbasal irregular obsolescent black transverse line; two medial inwardly-oblique lines forming an irregular band, the costal portion of which is in the white area, the inner portion in the dusky area; a large reniform spot outlined with black; a waved transverse black line beyond it; a series of obscure white submarginal lunules. Hind wing: basal and abdominal areas tawny, outer and apical areas dusky brown; an indistinct spot at end of cell; an obsolescent submarginal band, more distinct on underside. Antennæ red-brown with white shaft. Head and thorax white; abdomen tawny above, white below. Legs white.

*Female.* Wings white; head, thorax, and fore wing irrorated with black scales, the latter crossed by three indistinct bands—antemedial, postmedial, and submarginal. Tibiæ and tarsi of legs spotted with black above.

A pair bred from larvæ feeding together.

Nearest to *D. horsfieldii* and *D. kasaulia*, the fore wings of which are more uniformly coloured, the bands less distinct and differently situated. The outer area of hind wing of latter species is white.

*Lymantria todara*, Moore. (Plate CXLI. fig. 15.)

*Lymantria todara*, Moore, *Proc. Zool. Soc.* 1879, p. 402, pl. 33. fig. 6.

Expanse, ♀  $3\frac{1}{4}$  inches.

*Female*. Fore wing silky white, with five large black transverse irregular bands at even distances along the costa: the first basal extending to the submedian nervure; the second to just below the middle of the cell; the third to the lower end of the cell; the fourth to the upper discoidal nervule, with a series of obsolescent lunules below it extending to the first median nervule; the fifth to the lower subcostal nervule, with a black spot below it; a series of black ciliary and anteciliary spots, the one between the second and third median nervules being large and comma-shaped; two black spots obliquely superposed near the outer angle; a large irregular V-shaped black mark at the middle of the inner margin. Hind wing dusky white; a series of indistinct dusky submarginal lunules terminating as ciliary and anteciliary spots; the basal and abdominal areas clothed with ochreous hairs. Underside dusky. Palpi and antennæ black. Head white, with yellow above the eyes round the base of antennæ; junction with collar yellow, with a black spot at centre. Collar white, with two large confluent black spots, a smaller one with a small yellow spot on each side of it at junction with thorax. Thorax white, with four black spots forming a square on vertex. Abdomen yellow, with black segmental bands, except below. Legs black, the hind pair with femur white and black spot on it.

## NOTODONTIDÆ.

*Carea purpurea*. (Plate CXLI. figs. 4, 9.)

Expanse, ♂  $1\frac{1}{2}$ – $1\frac{1}{6}$ , ♀  $1\frac{5}{12}$ – $1\frac{1}{2}$  inch.

*Male*. Fore wing bright chestnut suffused with purple; narrow dark antemedial and postmedial bands, the space between them, and also the outer margin, paler; an indistinct dark spot at end of cell. Hind wing rosy, basal area paler.

*Female*. Fore wing darker and more uniform in colour than male; the bands further apart; a series of somewhat indistinct submarginal spots. Hind wing with the area near inner margin dusky.

Underside of both sexes rosy, darkest at apex and costa, palest towards inner margin. Legs and palpi white; antennæ black; head and thorax above purple-chestnut; abdomen dusky, rosy at sides and below.

Nearest to *C. obsolescens*, but darker and brighter coloured, and with different markings.

*Stauropus griseus*. (Plate CXLI. fig. 16.)

Expanse  $2\frac{1}{4}$  inches.

*Female*. Antennæ, the terminal one fourth simple, the remainder bipectinated, most heavily towards base. Head, thorax, and fore wing uniformly covered with dark brown and

white hairs or hair-like scales, which give the insect a grizzled appearance. Hind wing pale brown. Underside pale reddish brown; fore wing suffused with fuscous, except inner margin; hind wing with a faint dark postmedial band. Abdomen reddish brown.

This species at first sight looks like the female of a Liparid allied to *Dasychira*, but an examination of the antennæ and venation places it in the Notodontidæ. *S. apicalis* has similar antennæ in the female, but in shape of wing it is nearer *S. fagi* and *alternus*.

**Stauropus dentilinea.** (Plate CXLI. fig. 10.)

Expanse  $1\frac{1}{2}$  inch.

*Female.* Antennæ simple. Fore wing brownish white, thickly irrorated with dark scales; a less thickly irrorated patch at lower end of cell; a very obscure inwardly-oblique brown submarginal band, with some dark spots on its outer edge in the interspaces from costa to first median nervule; some dark strigæ on costa near apex; a conspicuous denticulate marginal black band. Hind wing and underside uniform smoky purplish brown. Head, thorax, and abdomen grizzled, the last with some ochreous-brown hairs near base and white ones on anal segment.

Nearest to *S. alternus*, from which it differs in its smaller size, the presence of the denticulate band, and absence of the pale waved postmedial and red-brown maculate submarginal bands.

**Ichthyura undulata.** (Plate CXLI. fig. 3.)

Expanse 1 inch.

*Female.* Fore wing pale cinereous brown, with darker patches near the apex, and from below the end of the cell to the inner margin; three transverse lines, one antemedial outwardly oblique, the other two waved, one halfway between the end of cell and outer margin, and joining the antemedial line at inner margin, the other submarginal. Hind wing paler; inner and outer margins slightly darker. Underside paler; hind wing with a lunule at end of cell and postmedial band. Antennæ, head, thorax, and abdomen dusky brown.

Nearest to *I. cupreata*, Butler; the bands very differently placed and shaped.

**Ichthyura submarginalis.** (Plate CXLI. fig. 5.)

Expanse 1 inch.

*Female.* Fore wing smoky brown, irrorated with darker scales; some small indistinct dark marks towards the end of the cell; a diffused pale band from apex to inner margin two thirds from base, bounded outwardly by a narrow dark band with a pale line beyond it; a series of antecilia dark spots; cilia pale and dark brown. Hind wing smoky brown; cilia pale, with cilia and antecilia lines. Underside pale brown; disc of fore wing darker; a dark streak from costa one fourth from apex. Hind wing with indistinct lunule at end of cell and postmedial band. Head and thorax pale brown; abdomen darker.

**Ingura cornucopia.** (Plate CXLI. fig. 12.)

Expanse  $1\frac{1}{6}$  inch.

*Male.* Fore wing brownish grey with a pink tinge, irrorated with a few darker scales; a large chocolate cornucopia-shaped mark, paler at the apex and edged with a pinkish-white line, the mouth of which rests on the outer margin from the apex to near the outer angle, the base on centre of inner margin; in this chocolate-coloured area is a grey patch just outside the cell, bounded exteriorly by a waved silvery-grey line extending across the chocolate area; the portion of the median nervure in this area, and also the discocellulars and first and second median nervules as far as the transverse line, are also silvery grey. Hind wing pale brown, darker exteriorly. Underside pale; a dark patch on fore wing corresponding to the cornucopia-shaped mark. Head, thorax, and abdomen brownish grey with darker scattered scales.

A very distinct and handsome species.

**Calpe bifasciata.** (Plate CXLI. fig. 11.)

Expanse  $1\frac{1}{2}$  inch.

*Male.* Fore wing ochreous brown with darker brown strigæ; a reddish tinge at lobe and end of cell; an inwardly-oblique median ochreous line; another postmedian, outwardly-oblique to first discoidal nervule, then inwardly-oblique to inner margin; a series of indistinct dark submarginal specks, sometimes developed into distinct spots below the apex. In some specimens the fore wing is suffused with purplish and the lineal bands are dark. Hind wing pale opalescent ochreous. Cilia ochreous. Head and thorax ochreous brown; abdomen ochreous white.

Two specimens also from Jubbulpore and one from N.W. India in coll. B.M.

## DREPANULIDÆ.

**Oreta rotundipex.** (Plate CXLI. fig. 6.)

Expanse  $1\frac{1}{6}$  inch.

*Female.* Both wings brown, traversed by numerous indistinct narrow waved lines; costa of fore wing and outer margin darker; the median third being occupied by a band, the costal portion of which is blackish, the portion just beyond the cell reddish; this band is continued across the hind wing, but is diffused inwardly to the base; a reddish tinge from end of cell to outer margin. Apical hook of fore wing rounded. Underside paler, especially the inner margins; the waved lines and reddish patches more distinct. Antennæ, head, thorax, and abdomen reddish brown; the last wide and flattened.

*Oreta castanea.* (Plate CXLI. fig. 7.)

Expanse  $1\frac{1}{2}$  inch.

*Female.* Castaneous brown, the wings crossed by very numerous indistinct wavy lines; costa of fore wing and outer margins darker. Fore wing with a broad medial band, bent inwards near the costa, and occupying one third of the wing, bounded inwardly by an indistinct diffused line, exteriorly by a narrow dark line with a pale one outside it, with a distinct spot on it at the bend; the dark and pale lines continued across the hind wing. Underside pale brick-red; the inner margins and a patch below the apex of fore wing pale; a dark line on fore wing representing the exterior border of the medial band; the wavy lines more distinct than on upperside. Fore wing with a slight rounded hook at apex.

Allied to *O. rotundipex*.

*Oreta violacea.* (Plate CXLI. fig. 18.)

Expanse 1 inch.

*Male.* Thorax and abdomen pale violaceous yellow; antennæ and anal tuft yellow; collar white; head below and fore legs scarlet. Wings less broad than in *O. rotundipex* and *O. castanea*. Fore wing: basal area ochreous, the rest of wing pale violaceous; an ochreous band from apex to inner margin two thirds from base; costa violaceous grey. Hind wing pale violaceous; antemedial and postmedial ochreous bands, which are obsolete towards the costa; an ochreous patch on outer margin. The apical hook long, rather rounded, and white at the tip. Cilia white. Underside paler; band of fore wing yellow; a large patch of yellow on disk and outer margin of hind wing.

Nearest to *O. extensa*.

*Somatina lunuliferata, Walk.* (Plate CXLII. figs. 1, 5.)

*Deetia lunuliferata, Walk. Lep. Het. xxvi. p. 1522.*

Expanse  $1\frac{1}{2}$  inch.

*Male.* Ground-colour pinkish brown or olive-brown. Fore wing with an indistinct wavy antemedial band, sometimes almost obsolete; a pale lunule at end of cell on a chestnut or brown patch; a wavy postmedial indistinct band bent inwards below the cell; followed by a distinct wavy erect blackish line, the area beyond which is greenish olive; a pale wavy submarginal band with dark borders; apical portion of costa reddish. Hind wing with a broad dark medial band, its inner border irregular and bent inwards to include a pale lunule at end of cell, its outer border slightly wavy, followed by a greenish-olive band from third median nervule to anal angle, and outwardly bordered by pale lunules. Both wings with dark anteciliary line; cilia red-brown. Underside fuscous, with indistinct wavy medial and lunulate postmedial bands; costa of fore wing suffused with bright rust-red. Head and antennæ black.

*Female.* Similar to male, but much pinker in colour; the wings broader; the antennæ simple.



## LIMACODIDÆ.

*Natada nilgirica.* (Plate CXLII, fig. 13.)

Expanse  $1\frac{1}{4}$  inch.

*Male.* Nut-brown, with darker hairs and scattered scales. Fore wing with a darker diffused band from apex across the end of cell to inner margin one third from base; the area outside the band tinged with purple; a dark brown nearly straight submarginal band. Abdomen and hind wings darker brown. Underside dark brown; costa of both wings slightly paler.

*Narosa contaminata.* (Plate CXLII, fig. 3.)

*Narosa adala*, *Cotes & Swinh. Cat. Moths Ind.* ii. p. 741 (*nec Moore*).

Expanse, ♂  $\frac{5}{6}$ , ♀  $1\frac{1}{2}$  inch.

*Male and female.* Closely allied to the Javan *N. adala*, but larger; both wings on upper and undersides sullied with fuliginous, with a series of antecial black spots most prominent towards the apices of each wing; the markings of fore wing on upperside more distinct. Thorax white, not reddish yellow; abdomen fuscous.

*Limacodes grisea.* (Plate CXLII, fig. 7.)

Expanse  $1\frac{1}{2}$  inch.

*Male.* Fore wing iron-grey, tinged with rust-red towards outer margin; a dark medial transverse line, bent inwards near the costa; a nearly straight submarginal dark line, with a series of indistinct specks inside it on the nervules; two indistinct superposed rusty spots—one in the cell, one below it. Hind wing fuscous above. Underside with a distinct black spot at end of cell, and less distinct postmedial band. Head, thorax, and abdomen iron-grey.

*Cilix olivacea.* (Plate CXLII, fig. 9.)

Expanse  $\frac{3}{4}$  inch.

*Male.* Fore wing white; a large olive-green patch occupying the exterior and internal areas from one third from base to one third from apex, diffused to the apex and along costa; on this green patch are two purple-grey blotches, one on the centre of the inner margin, the other larger and on the outer margin near the outer angle; reniform outlined in white; a white line below it to inner margin between the purple-grey patches; a waved white submarginal line; a series of black antecial spots; cilia white; costa for two thirds from

base smoky. Hind wing fuscous. Underside fuscous, the inner margin of fore wing and hind wing paler; a dark lunule at the end of the cell of each wing. Antennæ and head dusky; thorax and abdomen white, the latter tinged with olive-green.

There is a closely allied undescribed species from Shanghai in coll. B.M.

### LASIOCAMPIDÆ.

#### *Apona plumosa*, Moore. (Plate CXLII. fig. 12.)

*Apona plumosa*, Moore, *Proc. Zool. Soc.* 1872, p. 579.

Expanse, ♀ 4 inches.

*Female*. Antennæ less heavily plumed than in the male. Wings of a more uniform mouse-brown; the submarginal band on fore wing outwardly bounded by a dark-brown instead of a red-brown line; medial band on both wings followed by another indistinct band. Hind wing with an extra band before the submarginal one.

#### *Eupterote flavia*. (Plate CXLII. fig. 10.)

Expanse  $2\frac{1}{2}$  inches.

*Male*. Allied to *E. mollis*, from which it differs in being of a much duller yellow; in having all the markings brown instead of red-brown; a series of spots immediately beyond the straight postmedial band, of which spots four are present on the fore wing, one on each side of first discoidal, and one on each side of first median nervule, the ones on hind wing obsolescent; this series is followed by a waved band across both wings; this series of spots and waved band replace the two indistinct waved bands parallel to outer margin of *E. mollis*, which start from a red patch with two white spots on it on the costa of fore wing near apex; a patch of brown on the cilia below apex. Underside without any of the red of *E. mollis*; the markings more obscure; the straight postmedial band of hind wing is continuous with that of fore wing, instead of starting from costa of hind wing outside the point where the band of fore wing reaches the inner margin.

#### *Eupterote rufodisca*. (Plate CXLII. fig. 11.)

Expanse  $2\frac{1}{2}$  inches.

*Male*. Fore wing: basal area bright yellow, with a narrow waved brown band; costal and median areas red-brown, with six narrow waved bands; exterior area bright yellow, with a series of small spots on the nervules; a submarginal narrow waved band, with two subapical white lunules placed on it; two black spots, one between first and second median nervules, the other larger in the interno-median area. Hind wing bright yellow; four narrow indistinct waved bands across basal area; a straight medial band; a series of spots

on the nervules; a waved submarginal band; a black spot between first and second median nervules. Underside similar to upperside; but hind wing with costa red-brown, and the bands more distinct. Head, antennæ, and fore legs in front red-brown; thorax and abdomen yellow.

Near *E. mollis* and *E. mollifera*.

*Eupterote rectifascia*. (Plate CXLII. fig. 4.)

Expanse  $2\frac{5}{12}$  inches.

*Male*. Drab-coloured; hind wings rather paler; a distinct, nearly straight, purple-brown postmedial, and indistinct waved submarginal band across both wings; fore wing with very indistinct medial band, and traces of other bands across medial area. Underside with all the bands less distinct or obsolete.

*Eupterote unicolor*. (Plate CXLII. fig. 8.)

Expanse  $2\frac{1}{2}$  inches.

*Male*. Uniform vinous-brown; very faint traces of a submarginal series of spots between the nervules on each wing; a faint postmedial band on hind wing.

*Spalyria adolphei*, *Guérin*. (Plate CXLII. fig. 2.)

*Spalyria adolphei*, *Guérin*, *Voy. Deless. Hist. Nat.* p. 96, pl. 27, fig. 3.

Expanse, ♂  $2\frac{1}{6}$  inches.

*Male*. Fore wing: ground-colour darker brown than in the female; basal area irrorated with white hairs; the postmedial dark band and submarginal lunulate white band more distinct, the latter with a diffused dark band inside it. Hind wing olive-brown; the postmedial band and submarginal lunulate band more distinct.

Darker than either *S. flavicollis* or *S. collaris*: the ground-colour of the former being ochreous-grey, of the latter (which is a larger insect) rufous.

*Lenodora fasciata*, *Moore*. (Plate CXLII. fig. 6.)

*Lenodora fasciata*, *Moore*, *Tr. Ent. Soc.* 1884, p. 374.

Expanse, ♂  $1\frac{2}{3}$ – $1\frac{1}{2}$  inch.

*Male*. Antennæ heavily pectinated; uniform rufous-brown; fore wing with an indistinct dark fascia from below the apex to near middle of inner margin.

*Radhica rosea*. (Plate CLXIV. fig. 18.)

Expanse  $3\frac{1}{2}$  inches.

*Male*. Fore wing pale brown; basal and exterior areas tinged with pink; antemedial and postmedial narrow inwardly-oblique dark fasciæ; a small black spot towards end of cell;

a dark waved submarginal band. Hind wing rosy; costa grey; apex pale brown; long pale brown hairs near base. Palpi black; head and thorax pale brown; a black line from apex of head to abdomen, which is black, with red anal tuft. Underside: fore wing with a dark patch on outer margin below the apex; hind wing with the median area clothed with whitish scales; two indistinct waved submarginal black bands.

## PSYCHIDÆ.

## EURUKUTTARUS, gen. nov.

Palpi weak, directed downwards: antennæ of male heavily bipectinated; fore wing ample, sparsely covered with black hairs; rounded at apex; margins evenly arched.

*Eurukuttarus pileatus.* (Plate CXLIV. fig. 13.)

Expanse  $\frac{2}{3}$  inch.

*Male.* Wings hyaline, sparsely clothed with black hairs; margins and cilia black. Head, thorax, and abdomen clothed with dense black hairs.

## COSSIDÆ.

*Phragmataëcia minima.* (Plate CXLIV. fig. 14.)

Expanse  $1\frac{1}{2}$  inch.

*Male.* Allied to *P. arundinis*, but much smaller; the fore wing shorter, squarer, and more truncated at apex; of a similar pale brownish-white colour, with dark marks between the veins.

*Phragmataëcia impura.* (Plate CXLIV. fig. 7.)

Expanse  $1\frac{1}{4}$  inch.

*Female.* Antennæ, head, thorax, and fore wing smoky black; hind wing, abdomen, and underside much paler.

## HEPIALIDÆ.

*Brachylia stigmata.* (Plate CXLIV. fig. 1.)

Expanse  $1\frac{1}{2}$  inch.

*Male.* Head, thorax, abdomen, and fore wing mouse-grey, clothed with long hairs. Fore wing with dark mottlings; a patch of short scales below the end of the cell, with a rufous longitudinal streak below it, from which two black bands run to the inner margin.

one obliquely from the inner end to the lobe, the other short and straight from the outer end; a black patch of short scales beyond the end of the cell, with a small rufous spot at its lower extremity, and a short dark band from its upper extremity to near the costa; a transverse streak from close to the costa near the apex to second median nervule. Hind wing and underside paler and without markings.

*Phassus albofasciatus*, Moore.

*Phassus albofasciatus*, Moore, *Proc. Zool. Soc.* 1879, p. 413.

Expanse, ♀ 3 inches.

*Female*. Similar to male, except for its larger size and thicker abdomen.

LEUCANIIDÆ.

*Leucania micacea*. (Plate CXLIV. fig. 8.)

Expanse 1 inch.

*Male*. Fore wing: the apex blunt, outer margin rounded; shining grey, streaked with ochreous and pale pinkish brown; veins white; a whitish streak from apex to second discoidal nervule, with three or four black specks in a line with it to inner margin. Hind wing pale grey; veins slightly darker. Underside white; disc and costa of fore wing dusky; a black speck on costa three fourths from base; costa of hind wing dusky; a series of six black specks on the nervules beyond the cell; a series of antecubital specks. Antennæ, head, and thorax ochreous grey; abdomen whitish; anal tuft ochreous.

Differs from *L. nigrolineosa* and *L. curvilinea* in shape of fore wing, and from the former species in being smaller and not having the spot at end of cell on underside of hind wing; from the latter in not having the black speck at end of cell of fore wing, and in having an apical streak.

*Leucania curvilinea*. (Plate CXLIV. fig. 3.)

Expanse 1–1½ inch.

*Male*. Fore wing: apex acute, outer margin nearly straight; shining grey, streaked with dark and pinkish brown; veins white; a black speck at lower end of cell; an indistinct curved fascia, composed of black specks, from costa three fourths from base to inner margin two thirds from base. Hind wing pearly grey. Underside ochreous grey; disc of fore wing fuscous; costa of both wings and outer margin of fore wing pinkish. Head and thorax pinkish grey; abdomen whitish.

Nearest to *L. nigrolineosa*, which is without the black speck at end of cell of fore wing and the pink suffusion of underside, and has an apical streak; also a spot at end of cell of hind wing on underside.

**Leucania mediofusca.** (Plate CXLIV. fig. 9.)

Expanse  $1\frac{1}{2}$  inch.

*Male.* Fore wing: apex blunt, outer margin rounded; long erect ochreous hairs along the submedian nervure on the underside of fore wing; veins whitish; two diffused fuscous streaks, one from base above and below median nervure extending to outer margin above the second median nervule, the other from outer margin along the submedian nervure ending in a dark speck at the lobe of the inner margin. Hind wing ochreous white. Underside ochreous white, with some dusky streaks along the veins of fore wing. Head and thorax pinkish grey; abdomen whitish.

Differs from any other species in the possession of the long erect hairs on the submedian nervure on underside of fore wing.

**Leucania stramen.** (Plate CXLIV. fig. 2.)

Expanse  $\frac{5}{8}$  inch.

*Male.* Fore wing: the apex blunt, outer margin rounded; pale straw-coloured; median nervure white, with a small black speck below it close to the origin of first median nervule, and a small dark patch at its termination; an indistinct oblique streak from the apex to second discoidal nervule, with three black specks in a line with it to inner margin. Hind wing white, straw-coloured along apical portion of outer margin. Underside of fore wing white, very pale straw-colour along costa and outer margin; a black speck on costa three fourths from base; a diffused dark patch beyond end of cell. Antennæ, head, and thorax pale straw-colour; abdomen whitish.

Nearest to *L. polemosa*, but straw-coloured and without the basal black streak or median fuscous one.

**Leucania albivitta.** (Plate CXLIV. fig. 16.)

Expanse  $1\frac{1}{2}$  inch.

*Female.* Fore wing: the apex blunt, the outer margin rounded; ruddy brown, the veins paler; an indistinct black transverse streak below the middle of the median nervure; a prominent white streak at its extremity; a waved black fascia from the costa three fourths from base to inner margin two thirds from base. Hind wing emarginate at discoidal nervule; fuscous. Cilia of both wings ochreous at base, fuscous at extremities. Underside smoky pearly grey; a dark antecubital line; disc of fore wing dusky; hind wing with a dark lunule at end of cell, and traces of a series of postmedial specks. Head and thorax ruddy; abdomen fuscous.

A very distinct species.

*Leucania semiusta*. (Plate CXLIV. fig. 17.)

Expanse  $1\frac{1}{3}$  inch.

*Male*. Fore wing: apex acute, outer margin nearly straight; ochreous grey, with brown speckles; an ochreous lunule at end of cell; a diffused rufous patch along the median nervure and beyond end of cell; a dusky subapical patch on outer margin. Hind wing white; veins dusky; apical and exterior areas fuscous. Underside pearly white; disc of fore wing dusky; hind wing with some anteciliary black specks towards apex. Head, thorax, and abdomen ochreous grey.

A very distinct species.

*Leucania vittata*. (Plate CXLIV. fig. 4.)

Expanse  $1\frac{1}{4}$  inch.

*Female*. Fore wing: apex blunt, outer margin rounded; ochreous white; a black streak below the median nervure from base to origin of first median nervule; a prominent white streak with small black ones round it on the median nervure at its extremity, situated on a pale ruddy-brown diffused patch; a ruddy and dark brown streak from the outer margin below the apex to first median nervule; a dark streak at lobe of inner margin; a series of black anteciliary specks; cilia fuscous, ochreous white in continuation of the nervules. Hind wing pearly grey; apical and exterior angles smoky. Underside pearly grey; costa and apices of both wings and disc of fore wing fuscous. Head, thorax, and abdomen ochreous white.

Allied to *L. plana* from S. Africa, which has a series of marginal black specks on the hind wing.

*Leucania v-album*. (Plate CXLIV. fig. 10.)

Expanse  $1\frac{1}{2}$ – $1\frac{1}{2}$  inch.

*Male*. Fore wing: apex acute, outer margin rounded; ground-colour white; a broken ruddy-brown streak above the submedian nervure near the base; central portion of costa smoky black; a ruddy-brown and smoky-black patch occupying the disc and continued to inner margin as a diffused band; a large white V-shaped mark in the cell at its extremity; a brown subapical patch on outer margin; a series of anteciliary black specks; cilia brown and white. Hind wing smoky black. Underside pearly white, variegated with smoky-brown diffused patches, some of them forming an indistinct postmedial band on fore wing; a short blackish transverse streak from costa three fourths from base; hind wing with a lunule at end of cell. Head and thorax pale ruddy brown; abdomen fuscous.

Nearest to *L. sinuosa*.

*Axylia albicosta.* (Plate CXLIV. fig. 20.)

Expanse  $1\frac{1}{4}$  inch.

*Male and female.* Fore wing smoky black, shading off into brown towards outer margin; a broad dirty-white band along costa, extending into the cell and narrowing to a point at the apex; two indistinct black spots in cell, one at the extremity, one before it; an indistinct curved postmedial band, composed of black specks, from near costa three fourths from base to inner margin two thirds from base; a series of antecubital black specks. Hind wing smoky. Underside dirty white, shaded with pinkish; an indistinct lunule at end of cell, and post-medial band of streaks on nervules of hind wing. Antennæ pale; head, thorax, and abdomen dusky brown.

Allied to *A. fasciata*; the fore wing much darker, with whiter costa.

## HELIOTHIDÆ.

*Dorika ignea.* (Plate CXLIV. fig. 21.)

Expanse  $1-1\frac{1}{4}$  inch.

*Male.* Fore wing bright orange-yellow, broadly streaked with fiery red along costa, submedian nervure, and median nervules; subcostal, median, and submedian nervures black; edge of costa white; a black speck at lower end of cell; a narrow, curved, broken postmedial band from near costa to inner margin; an oblique black streak on outer margin below the apex; cilia pink. Hind wing ochreous white; cilia pink at apex. Underside whitish; costa and outer margin of both wings pinkish; diffused streaks of black along subcostal and median nervures of fore wing. Antennæ and abdomen ochreous; head and thorax reddish brown.

Allied to *D. sanguinolenta*, which has no black markings.

*Pradatta pallescens.* (Plate CXLIV. fig. 5.)

Expanse  $1\frac{1}{2}$  inch.

*Male.* Very pale ochreous. Fore wing irrorated with a few dark scales; a dark spot at end of cell. Hind wing ochreous white; also the underside, except for two fuscous streaks along subcostal and median nervures of fore wing.

Allied to *P. bimaculata*, but much larger, and with fore wing rather darker and suffused with fuscous on underside.



**Pradatta pulverulenta.** (Plate CXLIV. fig. 11.)

Expanse 1 inch.

*Male.* Fore wing pale ochreous, powdered with brown scales; an indistinct black spot at end of cell; a broad diffused black streak from base along median nervure to outer margin. Hind wing ochreous white. Underside ochreous white, with diffused fuscous streaks along veins of fore wing. Head, thorax, and abdomen pale ochreous brown; anal tuft bright ochreous.

Can easily be distinguished from *P. pallescens* by the broad median fuscous streak on fore wing.

**Masalia terracotta.** (Plate CXLIV. fig. 22.)

Expanse  $1\frac{1}{2}$ –1 inch.

*Male.* Fore wing brick-red, with dusky streaks along the veins, especially the median nervule; some specimens streaked with yellow between the veins; edge of costa ochreous; a yellow streak in the cell, continued along second discoidal nervule to outer margin as a shining white streak. Hind wing smoky white, some specimens pinkish along the veins. Underside ochreous white, sometimes pinkish; disc of fore wing smoky. Antennæ, head, and thorax ochreous brown; abdomen ochreous white.

Allied to *M. (Pradatta) beatrix*, which has no fuscous suffusion on upper- or underside.

**Masalia rosacea.** (Plate CXLIV. fig. 23.)

Expanse  $1\frac{1}{2}$  inch.

*Male.* Fore wing longer and narrower than in *M. terracotta*; apex more acute; bright pink; edge of costa and veins white; a shining white streak along second discoidal nervule. Hind wing smoky. Cilia of both wings, head, and thorax pink; antennæ white; abdomen fuscous. Underside smoky white; costa, cilia, and legs pinkish.

## BOMBYCOIDÆ.

**Momaphana sinens, Walk.** (Plate CXLIV. fig. 6.)

*Orthosia sinens, Walk. Cat. Lep. Hct. xi. p. 746.*

Expanse, ♂ 1 inch.

*Male.* Smaller than the type female; the markings greenish grey; a short black streak outside the black dot near the base; the black mark near the outer angle lunulate; a black spot beyond it on outer margin in both sexes; cilia alternately white and blackish. Hind

wing white; apical area fuscous, instead of wholly suffused with fuscous. Underside white in both sexes; fore wing slightly suffused with fuscous, except inner margin; hind wing with a fuscous spot at end of cell and postmedial band. Legs with tibiæ and tarsi spotted with black.

*Hyboma nigrivitta.* (Plate CXLIV. fig. 19.)

Expanse  $1\frac{1}{6}$  inch.

*Male.* Fore wing pale brown; some black strigæ from the costa; the orbicular outlined with a narrow black line at the sides, a similar spot below it, the two forming an incomplete figure of eight, the area just inside it being suffused with black; reniform rounded, and outlined by a narrow black line; a curved, lunulate, narrow, black postmedial band, with a series of black spots beyond it; a lunulate, diffused, fuscous submarginal band; a series of black antecial spots; a longitudinal black streak from the base along median vein, curved round below the figure of eight, then oblique to outer margin just above outer angle. Hind wing pearly grey, the outer margin suffused with fuscous. Underside ochreous white, the disc of fore wing suffused with fuscous; hind wing with a diffused submarginal fuscous band.

Nearest to the European *H. strigosa*, but amply distinct.

BRYOPHILIDÆ.

*Bryophila lichenea.* (Plate CXLIV. fig. 12.)

Expanse  $\frac{5}{8}$ –1 inch.

*Male and female.* Fore wing: ground-colour white, with numerous black and grey scales; costa blackish, with white strigæ; subbasal, antemedial, and postmedial outwardly-oblique, waved, narrow, black bands; a submarginal one from costa to first median nervule, the costal portion bent in towards the base, with a dark patch outside it; an antecial lunulate band; orbicular small in male, large in female. Hind wing smoky, white towards the base. Cilia white. Underside: fore wing smoky; hind wing white, with broken postmedial dark band. Head and collar with an olive tinge; thorax white, powdered with black; abdomen dusky, white below.

Nearest to the European *B. perla*.

*Bryophila muscosa.* (Plate CXLIV. fig. 15.)

Expanse  $1\frac{1}{4}$  inch.

*Male.* Fore wing olive-green, with the following diffused black and white markings: costa black, with white strigæ; a subbasal black band from subcostal nervure to inner

margin, followed by a broader one from costa to median nervure, then an inwardly-oblique white band from costa to submedian nervure; a triangular black patch below the outer half of cell, with its apex on the inner margin; two obliquely superposed white spots—one on the black triangular patch, the other (the orbicular) in the cell and margined with black; reniform white, black-margined, and with a black streak down the centre; a narrow, broken, black, lunulate band from first discoidal nervule to inner margin; a submarginal black band with white streaks on the first discoidal and first and second median nervules; the nervules between this band and the outer margin black; black apical and subapical patches. Hind wing smoky black; an indistinct postmedial band. Cilia of both wings black and white. Underside smoky black with white patches, chiefly near the base and inner margin; fore wing with costal white strigæ towards the apex; a white subapical patch; hind wing with postmedial black band; an anteciliary black line to both wings. Legs and palpi black and white; antennæ black; head black and white, the frons white; thorax olive-green and white; abdomen smoky.

Nearest to *B. nilgiria*.

#### GLOTTULIDÆ.

*Chasmina lineæ*. (Plate CXLV. fig. 3.)

Expanse 1 inch.

*Male*. Glossy white. Fore wing with a dark speck on costa one third from base; another two thirds from base, with a narrow pale brown band from it, which is curved to first median nervule, then outwardly-oblique to inner margin near outer angle. Underside: fore wing with some ochreous scales on the veins at end of cell; hind wing with two dark anteciliary specks near apex.

*Chasmina stigmata*. (Plate CXLV. fig. 10.)

Expanse  $\frac{1}{2}$  inch.

*Male*. Glossy white. Fore wing very slightly ochreous along costal and subcostal nervures; a rather large pale-brown spot on the costa near the apex, with a narrow band below it, outwardly curved to third median nervule, then inwardly curved to inner margin. Underside: fore wing with the costa slightly ochreous; both wings with a slight, broken, anteciliary dark line. Antennæ, sides of palpi, and tarsi pale brown.

#### ERASTRIIDÆ.

*Erastria miasma*. (Plate CXLV. fig. 16.)

Expanse  $\frac{2}{3}$  inch.

*Male and female*. Purple-grey. Fore wing with smoky-brown blotches, forming the

following indistinct diffused markings: basal and subbasal bands; a medial band joined by a band from the costa near the apex; waved, narrow, postmedial and submarginal black bands, and broken antecial line. Hind wing with three submarginal waved bands, only distinguishable near anal angle. Underside nearly uniform smoky grey.

## ACONTIIDÆ.

*Acontia brunea.* (Plate CXLV. fig. 11.)

Expanse  $\frac{2}{3}$  inch.

*Male.* Fore wing olive-brown, thickly mottled with dark brown; two dark strigæ on the costa, one subbasal, the other medial; indistinct, waved, narrow, subbasal and medial bands; another, highly irregular, from costa two thirds from base to outer angle; an antecial lunulate line. Hind wing smoky, with dark antecial line. Underside smoky; fore wing ochreous along costa; hind wing with lunule at end of cell, and postmedial band.

*Acontia trigona.* (Plate CXLV. fig. 4.)

Expanse  $\frac{5}{6}$  inch.

*Male.* Fore wing brownish grey, mottled with pale and dark brown; two dark-brown triangular patches, with their bases resting on the costa, one subbasal, the other medial, larger, and with three black spots at its apex round the reniform, which is pale brown; a diffused, waved, indistinct submarginal band; a series of antecial spots. Hind wing dusky brown, with narrow antecial line. Underside: fore wing dusky brown, ochreous towards apex; a speck on costa two thirds from base; hind wing whitish brown; a spot at end of cell; postmedial and submarginal bands and antecial line. Head and collar brown; antennæ dusky; thorax and abdomen brownish grey.

*Acontia umbrina.* (Plate CXLV. fig. 15.)

Expanse  $\frac{3}{4}$  inch.

*Male.* Fore wing pale brown, with some red-brown bands along costa and outer margin, and an oblique one from apex to centre of inner margin; reniform grey; a grey band from costa just beyond the middle, curving out beyond the cell halfway to outer margin, then inwardly oblique to centre of inner margin; cilia black. Hind wing fuscous. Underside smoky white; an indistinct spot at end of cell, and postmedial band on hind wing. Head and thorax pale brown above; antennæ and abdomen fuscous.

Allied to *A. plumbata*, which is more ochreous and without the reniform spot.

**Acontia fuscicilia.** (Plate CXLV. fig. 17.)

Expanse  $\frac{3}{4}$  inch.

*Male.* Fore wing ochreous; cilia dusky. Hind wing pale straw-colour with a dusky tinge; cilia pale. Underside: disc of fore wing dusky; a spot at end of cell of hind wing. Antennæ, head, thorax, and abdomen ochreous.

**Acontia laminata.** (Plate CXLV. fig. 5.)

Expanse  $\frac{3}{4}$  inch.

*Male.* Fore wing snowy white; a small brown patch outlined with black on costa at base; a large triangular black patch on centre of costa, with its apex brown resting on median vein and irrorated with metallic scales; two narrow black bands from costa to inner margin—one, indistinct and evenly concave, at beginning of the triangular patch, the other at its end, concave to first median nervule, then convex to inner margin; a black-and-brown patch, irrorated with metallic scales, and with a wavy submarginal grey band in it, on the outer margin from below the apex to the second narrow band, following it to the inner margin, and joined to the costa near the apex by two pale smoky strigæ. Hind wing fuscous. Underside fuscous, with some white strigæ on costa of fore wing. Antennæ dusky, basal joint white; head and thorax white; abdomen fuscous, ringed with white.

**Acontia ruptifascia.** (Plate CXLV. fig. 12.)

Expanse  $\frac{2}{3}$  inch.

*Male.* Fore wing white, with an outwardly-oblique smoky-black medial band; an inwardly-oblique band of the same colour from apex to first discoidal nervule; a small patch on centre of outer margin; cilia pale, black at the marginal patch. Hind wing dusky white. Underside ochreous white, suffused with dusky black; apical area of fore wing ochreous; hind wing with indistinct spot at end of cell and postmedial band. Head and thorax white; antennæ and abdomen dusky.

Allied to *A. quadripartita* and *A. tegulata*; but the apical markings reduced to a short band from the costa.

**Ozarba bipars.** (Plate CXLV. fig. 2.)

Expanse  $1\frac{1}{2}$  inch.

*Male.* Head, thorax, abdomen, and basal area of fore wing grey; outer area reddish brown; the two areas sharply defined by a slightly outwardly-oblique line; reniform pale on a black patch; a slightly wavy, postmedial, transverse line on a pale ground, bent sharply outwards from costa to subcostal nervule, then inwardly-oblique to inner margin; a wavy,

pale, submarginal band; some pink strigæ on costa. Hind wing smoky. Cilia of both wings pinkish. Underside: fore wing fuscous, with costa reddish; hind wing pale pinkish brown, speckled with black; a distinct spot at end of cell and submarginal maculate band; a dark anteciliary line to both wings.

*Female.* Much redder in tint than the male; otherwise similar.

Near *O. punctigera*, the postmedial band of which is not waved, and the spot and band on underside of hind wing wanting.

*Ozarba?* *emarginata.* (Plate CXLV. fig. 22.)

Expanse  $\frac{3}{4}$ – $\frac{5}{10}$  inch.

*Male.* Fore wing with the outer margin emarginate, as in *O. itwarra*; purple-grey; two chocolate-brown triangular marks on the costa—one medial extending across the cell, the other near the apex, truncate, and extending to fifth subcostal; an antemedial concave narrow band; two postmedial, concave to first median nervule, then convex to inner margin; a waved submarginal band. Hind wing smoky brown. Underside smoky; fore wing with indistinct postmedial band; hind wing with spot at end of cell and postmedial band.

*Ozarba excisa.* (Plate CXLV. fig. 21.)

Expanse  $\frac{1}{2}$  inch.

*Female.* Fore wing very broad, the outer margin slightly excised below apex; grey mottled with pale brown, and with numerous dark-brown strigæ; orbicular very indistinct, grey, with a darker outline; reniform also indistinct, pale brown, with dark-brown outline and some curved markings round it; a diffused black triangulate patch on costa before apex, extending to upper discoidal nervule. Hind wing fuscous. Cilia of both wings reddish. Underside of both wings with a series of pale submarginal streaks on the nervules; fore wing fuscous, with reddish costa and some black strigæ on it before the apex; hind wing paler, with a dark spot at end of cell and postmedial curved band; cilia reddish, with black anteciliary line.

*Ozarba?* *curvifascia.* (Plate CXLV. fig. 23.)

Expanse  $\frac{3}{4}$  inch.

*Male.* Fore wing olive-brown, with darker brown and grey mottlings; a slightly waved antemedial transverse brown line; reniform whitish, with brown centre; a pale band with dark outlines from the costa above reniform, curved round outside it, then inwardly-oblique to inner margin; the apical portion of the area beyond it olive-brown, the part near outer angles whitish, with a brown spot on the inner margin and a waved brown submarginal indistinct band. Hind wing fuscous. Cilia of both wings brown. Underside smoky brown; a dark spot at end of cell of hind wing; both wings with curved postmedial dark band.

## ORTHOSIIDÆ.

*Orthosia bicornis.* (Plate CXLV. fig. 18.)

Expanse 1 inch.

*Male.* Violaceous grey. Fore wing with indistinct darker lineal markings; four dark strigæ from the costa, subbasal, antemedial, medial, and postmedial; a black crescent in the cell; three black spots on the discocellulars, and a black triangle beyond the cell; submarginal and anteciliary ochreous-grey bands. Hind wing shining white; veins, apex, and outer margin more or less smoky. Underside white; the costal, apical, and outer areas of fore wing suffused with ochreous brown; a dark streak from costa two thirds from base; hind wing with the costa suffused with ochreous brown, most widely at apex; a dark speck at upper end of cell.

## HADENIDÆ.

*Euplexia fasciata.* (Plate CXLV. fig. 20.)Expanse  $1\frac{1}{2}$  inch.

*Female.* Fore wing: ground-colour white; a purplish-grey band of irregular width along two thirds of costa, with two black streaks beyond it; a narrow subbasal curved black band from costa to submedian nervure, where it expands into two large conjoined spots on each side of the nervure; a pinkish-brown patch below the costa on each side of the subbasal band; a wide irregular medial band, bent inwards along the submedian vein, the lower portion brownish black outlined with black, the upper portion purple-grey, bounded by two black teeth outlined in white, from the costal band; a purple-grey band from the extremity of the costal band to third median nervure; two narrow parallel waved lines across the area beyond this band; a submarginal denticulate band from first discoidal to first median nervure; a large pale brown patch on the outer margin extending inside the denticulate band; the outer margin outside the band purple-grey from the brown patch to apex. Hind wing smoky black; anteciliary and ciliary black lunulate lines. Underside smoky black; a large white spot at end of cell of each wing; four white specks on costa of fore wing near apex; cilia of hind wing white near the anal angle. Head, collar, and antennæ black; thorax and abdomen smoky white.

Differs from *E. albivittata* and *pectinata* in having a dark band from the costa outside the medial band.

*Radinacra mus.* (Plate CXLV. fig. 9.)Expanse  $1-1\frac{1}{2}$  inch.

*Male and female.* Mouse-brown; narrow indistinct antemedial, postmedial, and submarginal bands; reniform brown and indistinct. Hind wing smoky brown; an indistinct

lunule at end of cell and well-marked anteciliary line. Underside smoky brownish grey: fore wing with short streak from costa two thirds from base; the area beyond the submarginal band paler: hind wing with distinct lunule at end of cell and postmedial band: both wings with maculate anteciliary line.

Allied to *R. renalis*.

### NOCTUIDÆ.

#### *Chera efflorescens*. (Plate CXLV. fig. 7.)

Expanse  $1\frac{1}{3}$  inch.

*Male*. Fore wing purplish grey suffused with pink; numerous very indistinct wavy transverse lines, the most distinct of which form a band beyond the cell, and another submarginal one; reniform chestnut with an indistinct dark spot below it; an indistinct dark patch on costa near the apex. Hind wing dusky nacreous. Cilia of both wings pinkish brown. Underside pale; costa of both wings pink; a dark striga from costa three fourths from base: hind wing with lunule at end of cell and postmedial band. Head and collar reddish grey; palpi black at sides; thorax and abdomen purple-grey.

#### *Chera erubescens*. (Plate CXLV. fig 14.)

Expanse  $1\frac{1}{4}$  inch.

*Male*. Fore wing grey uniformly suffused with pink; orbicular grey, outlined with black; a large black spot below it in median interspace; reniform grey, outlined with chestnut. Hind wing pale nacreous. Underside whitish: hind wing with indistinct lunule at end of cell and postmedial band. Head and abdomen ochreous grey; thorax rosy grey; palpi black at sides.

### APAMIIDÆ.

#### *Dipterygia nocturna*. (Plate CXLV. fig. 19.)

Expanse  $1\frac{1}{2}$  inch.

*Male*. Fore wing smoky black, slightly red-brown in places; traces of an antemedial wavy band; a wavy postmedial dark band, concave to first median nervule, then convex to inner margin, beyond which at outer angle is a large pale brown and white patch; some white scales on inner margin at lobe; the two discoidal and third median nervules streaked with black. Some specimens have a white spot below each discoidal nervule. Hind wing smoky. Underside smoky brown, albescent towards inner margins; a lunule at end of cell of hind wing.

Allied to the European *D. pinastri* and the Chinese *D. caliginosa*, the main difference being that in these species the stigmata are outlined in black.



*Apamea cana.* (Plate CLXV. fig. 8.)

Expanse 1 inch.

*Male.* Pale chestnut or ochreous white. Fore wing with some darker transverse markings and strigæ on the costa; orbicular pale; reniform situated on a dark grey patch; two triangular grey patches on outer margin below the apex and above outer angle; a series of indistinct submarginal specks on the veins. Hind wing pale, smoky externally. Cilia chestnut or ochreous white. Underside ochreous white; costa and outer margin of both wings ruddy; a prominent postmedial dark band on both wings; a lunule at end of cell of hind wing.

Nearest to *A. consanguis*, but of a much redder tint, with fainter markings.

*Caradrina obtusa.* (Plate CXLV. fig. 6.)

Expanse  $1\frac{1}{2}$ - $1\frac{1}{2}$  inch.

*Male and female.* Pale ochreous brown. Fore wing with indistinct subbasal, antemedial, postmedial, and submarginal dark waved bands; reniform grey, indistinctly outlined with brown. Hind wing and underside white; costa of both wings ochreous white on underside; fore wing with postmedial band well-marked towards the costa; hind wing with speck at end of cell, and indistinct postmedial band from costa to second subcostal nervule.

Nearest to *C. belucha*, the fore wing squarer, with ground-colour darker and markings much less distinct.

*Caradrina enthusa.* (Plate CXLV. fig. 1.)

Expanse, ♂  $1\frac{1}{6}$ , ♀  $1\frac{1}{4}$  inch.

*Male and female.* Pale ochreous brown. Fore wing indistinctly mottled with brown; crossed by a narrow concave dark band at end of cell; a distinct ochreous-white postmedial band; a very indistinct waved submarginal band. Hind wing pale, with the veins darker. Underside white; a yellow patch at base of fore wing; a streak from costa three fourths from base; an indistinct lunule at end of cell of each wing.

*Caradrina melanosticta.* (Plate CXLV. fig. 13.)

Expanse  $1\frac{1}{2}$  inch.

*Male.* Fore wing purplish brown; two dark waved bands near the base; a spot at end of cell; a highly concave postmedial band, bent inwards below the median nervure; a black spot beyond it on submedian nervure; three subapical black spots, and a series of anteciliary

specks. Hind wing smoky. Underside pale ochreous brown: fore wing with disc smoky; three strigæ on costa near apex: hind wing with postmedial band, and anteciliary lines to both wings. Palpi, head, collar, and legs ochreous; the tarsi dark; thorax purple-brown; abdomen and head smoky.

## PLUSIIDÆ.

*Westermannia argentea.* (Plate CXLVI. fig. 19.)

Expanse  $1\frac{2}{3}$  ineb.

*Male.* Fore wing shining silvery white with golden reflections; a broad ochreous-white band on inner margin from base, narrowing to a point beyond the lobe; costa ochreous white; a broad indistinct, inwardly-oblique medial gold band from subcostal to submedian nervure. Hind wing pale silvery brown; costal area shot with golden, the remainder of the wing with opal tints. Underside: fore wing silvery brown; costa and inner margin whitish; hind wing opalescent white; a patch of silvery brown on outer margin. Head, antennæ, and thorax white; collar ochreous white; abdomen smoky above, white below.

## EURHIPIDÆ.

*Penicillaria chalybsa.* (Plate CXLVI. fig. 1.)

Expanse  $\frac{5}{6}$ —1 ineb.

*Male.* Blue-grey. Fore wing with three concave blackish bands, antemedial, medial, and postmedial, the last inwardly bordered by ochreous white; reniform blackish, bordered by ochreous white; an ochreous-white waved submarginal band, with two triangular marks on it—one black on the discoidal nervules with apex towards the base, the other olive-green with its base on the costa; cilia olivaceous. Hind wing smoky, whitish towards inner margin; an indistinct dark medial band; a pale submarginal band, obsolete between first discoidal and first subcostal nervules. Underside reddish, suffused with black: fore wing with outer margin broadly ochreous; the inner margin white; reniform distinct, and as on upperside; a double black postmedial band, concave near costa: hind wing, outer margin ochreous towards anal angle; inner margin whitish; apical area black; a dark spot outlined with white at end of cell; three waved black bands, one antemedial, two postmedial. Antennæ dark, with brown pectination; legs black; tarsi tinged with white.

*Anuga deleta.* (Plate CXLVI. fig. 15.)

Expanse, ♂  $1\frac{1}{2}$ , ♀  $\frac{3}{4}$  inch.

*Male* and *female*. Pale brown. Fore wing mottled with pale chestnut; five white strigæ on costa towards the apex; an indistinct nearly straight medial band, a postmedial band which is highly concave towards costa, and submarginal waved band, the two former dark, the latter ochreous white; a fine dark anteciliary line. Hind wing uniform smoky brown. Underside: fore wing uniform smoky brown, except for the strigæ on costa: hind wing pale, with lunule at end of cell, and two indistinct postmedial waved bands; outer margin fuscous.

## ERIOPIDÆ.

*Callopietria minor.* (Plate CXLVI. figs. 16, 17.)

Expanse  $\frac{3}{4}$  inch.

*Male*. Fore wing dark brown; veins golden olive; a waved bluish-silvery subbasal band; a brown medial band, forked towards the costa, which is golden olive, internally bordered by dark and bluish-silvery lines; a series of bluish-silvery irregularly-placed submarginal spots between the veins, except near the outer angle; a bluish-silvery anteciliary line and strigæ on the costa. Hind wing fuscous. Underside smoky white: hind wing with indistinct dark lunule at end of cell, and postmedial and submarginal bands.

*Female*. Darker, especially the veins and interior of median band.

Allied to *C. minuta*, but very much darker, and with submarginal spots, instead of lines, on the fore wing.

*Lugana rufula.* (Plate CXLVI. figs. 22, 23.)

Expanse  $\frac{3}{4}$  inch.

*Male*. Head, thorax, and abdomen red-brown, as also the antennæ, except the rounded cavity, which is black. Fore wing red-brown with ochreous and darker mottlings; reniform separated into two round dark spots with pale borders; an indistinct ochreous submarginal band, merged into a black blotch towards outer angle; cilia black. Hind wing and underside of fore wing fuscous. Underside of hind wing ochreous white, with lunule at end of cell. Legs, except tarsi, and especially the hind pair, covered with pinkish hairs.

*Female*. Without the hairy legs or rounded cavity to antennæ. Fore wing dark brown at base; in some specimens this colour is spread over the whole wing; in others ends at middle with an angle beyond the cell, the exterior area to the outer black patch being pale ochreous brown or red-brown.

## POAPHILIDÆ.

*Poaphila fasciata.* (Plate CXLVI. fig. 8.)

Expanse 1 inch.

*Male.* Grey. Fore wing with an indistinct dark, wavy, narrow, subbasal band; a spot at middle of cell, and distinct black lunule at end of it; a dark narrow band beyond the cell, inwardly-oblique below it, wavy towards costa; an irregular submarginal band, consisting of a dark brown line inwardly, then a yellow band, then a dark brown diffused band, then one of the ground-colour bordered exteriorly by a dark brown line; a series of black submarginal specks on a slight yellow ground. Hind wing with an indistinct antemedial dark band; a double postmedial band; an anteciliary lunulate line. Underside with indistinct spot at end of cell of each wing; dark medial and postmedial bands.

*Poaphila melanocephala.* (Plate CXLVI. fig. 9.)

Expanse 1 inch.

*Male.* Head, palpi, antennæ, and collar black; thorax, abdomen, and wings pale ochreous. Fore wing with a dark spot in middle of cell; a narrow dark bar across end of it; an indistinct medial band, consisting of two parallel dark lines, wavy towards costa, inwardly-oblique towards inner margin, with the space between them ochreous and pinkish towards inner margin; a series of submarginal black specks between the nervules, the three in the interspaces on either side of discoidal nervules large and diffused outwardly, the upper one to the outer margin below the apex. Hind wing with black spot in cell; a medial wavy dark band; a series of black submarginal spots. Underside ochreous, suffused with black; fore wing with lunule at end of cell; wavy black postmedial band; three parallel submarginal bands close together, the middle one darkest: hind wing with spot in cell; wavy medial, lunulate postmedial, and submarginal black bands, the last widest and darkest and followed by a diffused band.

*Poaphila marmorea.* (Plate CXLVI. fig. 7.)

Expanse  $1\frac{1}{2}$  inch.

*Male.* Head, palpi, antennæ, and collar dusky black; thorax, abdomen, and basal area of wings as far as middle vinous brown; followed by a greenish-ochreous band, narrow on hind wing, broadening towards the costa of fore wing, along which it extends to the apex; outer area dusky; both wings with numerous wavy narrow medial and postmedial dark bands; fore wing with a submarginal series of dark spots; an ochreous lunulate anteciliary line to both wings; cilia ochreous, darker at tips and towards apex of fore wing; a small spot at end of

cell of fore wing and in cell of hind wing. Underside pale ochreous, suffused with black; spots at end of cell and in it, as on upperside: fore wing with waved medial black band; two slightly waved postmedial, closely followed by an indistinct lunulate submarginal band: hind wing with lunulate medial, postmedial, and submarginal bands.

*Borsippa punctilineata.* (Plate CXLVI. fig. 14.)

Expanse  $1\frac{1}{2}$  inch.

*Female.* Fore wing reddish fawn-colour; a somewhat indistinct antemedial band, with an outward curve in the cell; a paler, almost straight, inwardly-oblique medial band; a very minute spot at end of cell; a maculate, slightly waved, postmedial band; a large marginal, purplish-brown, triangulate patch, with its apex (which is black) on the first median nervule, its extremities on the apex and outer angle, its sides slightly bent towards outer margin. Hind wing fuscous. Underside: fore wing fuscous, with pale inner margin: hind wing pale, with fuscous costa and apex, a spot at end of cell, and postmedial curved band.

Differs from *B. marginata* (which only differs from *B. quadrilineata* in having the spot at end of cell small and the bands more prominent) in the absence of the basal band and the different shape of the others and the marginal patch.

*Phurys ochreifascia.* (Plate CXLVI. fig. 2.)

Expanse 1 inch.

*Male.* Palc ochreous. Fore wing with antemedial, medial, and postmedial indistinct darker bands, the first extending from inner margin to median, the two latter to subcostal nervure; an inwardly-oblique ochreous fascia from near apex to inner margin, bordered by dark brown; outer area dusky, with a waved line of the ground-colour on it; a series of antecial black specks. Hind wing with antemedial, medial, and postmedial, and broad submarginal dusky bands; a series of antecial black specks. Underside with all the markings of upperside very indistinct. Palpi dark at sides.

*Phurys leucopos.* (Plate CXLVI. fig. 10.)

Expanse 1 inch.

*Male.* Palpi rich brown at sides. Fore legs: tibia and tarsus white at sides. Both wings pale buff, with very indistinct antemedial and medial dark bands; a band from apex of fore wing to inner margin of hind wing, with some black spots on it near inner margin of fore wing; the area beyond this band purplish grey; an indistinct submarginal band; an antecial lunulate line: fore wing with black specks at middle and end of cell. Underside: fore wing fuscous; costa and hind wing ochreous brown; both wings with indistinct submarginal band.

**Phurys notata.** (Plate CXLVI, fig. 3.)

Expanse 1 inch.

*Male.* Fore wing pale ochreous brown, suffused with darker brown; an obscure band from apex to inner margin two thirds from base, with two conspicuous black spots on it, one between the discoidal nervules, the other larger and above the submedian nervure. Hind wing suffused with fuscous; traces of diffused dark subbasal, medial, and postmedial bands. Both wings with lunulate anteciliary line. Underside ochreous brown, suffused with fuscous. Palpi black.

*Female.* Much less suffused on upper and undersides; a third black spot on band of fore wing, small, and situated on the inner margin.

**HEMIPSECTRA**, gen. nov.

*Male.* Wings and palpi as in *Phurys*, to which it is closely allied, but differing in the antennæ, which have the distal half simple, the proximate half singly pectuated, the branches diminishing in length to the middle.

**Hemipsectra plumipars.** (Plate CXLVII, fig. 23.)

Expanse 1 inch.

*Male.* Fore wing drab-coloured; a black dot near the base, with a streak above it on the costa; a narrow indistinct fuscous antemedial band, slightly curved outwards; a distinct postmedial band, curved out round the end of the cell, and outwardly oblique near inner margin; both these bands with black streaks above them on the costa; a series of anteciliary dark specks, and two on the costa near the apex. Hind wing uniform fuscous. Underside paler; fore wing unmarked, except for a short black streak from the costa representing the postmedial band of the upperside; hind wing with a dark spot at end of cell; a postmedial curved band, and anteciliary series of specks.

**CATEPHIDÆ.****Auðea macula.** (Plate CXLVI, fig. 21.)

Expanse  $2\frac{2}{3}$  inches.

*Male.* Fore wing greyish fuscous, with a slight purplish tinge; some dark marks on costa towards the base; reniform pale, with indistinct dark outline; very indistinct, dentate, black antemedial and postmedial bands, which meet below the cell and reach the centre of inner margin. Hind wing yellow; an indistinct band across end of cell, terminating in a large dark spot at its lower extremity; a dark marginal band, broad at apex, narrow towards anal

angle, but terminating before it; apex white. Underside of fore wing with a broad dark band across the wing at end of cell, the area on each side of it whitish.

There is a closely-allied undescribed species from Natal in coll. B.M., which has no band and spot at end of cell of hind wing.

*Erygia reflectifascia.* (Plate CXLVI. fig. 18.)

Expanse  $1\frac{1}{3}$  inch.

*Male.* Fore wing cinnamon-brown, with numerous darker scales and strigæ; a narrow black waved antemedial band; a short medial one from costa to subcostal nervure; a post-medial band, waved to below first median nervule, then bent upwards and back to median nervure, and waved down to inner margin; an indistinct lunulate submarginal band. Hind wing ochreous white; outer area smoky. Both wings with lunulate anteciliary line. Underside ochreous white, slightly irrorated with black: fore wing—outer area smoky; a series of black anteciliary specks: hind wing with anteciliary lunulate line, the points produced as black cilia; a black streak at anal angle. Head, thorax, and abdomen cinnamon-brown, paler below; tibiæ and tarsi tinged with black.

A broken and rubbed *female* has the ground-colour of fore wing very pale, with large diffused dark blotches.

The postmedial band bent more back towards the base than in *E. apicalis*.

PILOSOCCRURES, gen. nov.

*Male.* Antennæ ciliated; palpi erect; terminal joint long and naked. Tibiæ clothed with hairs, which in the fore legs are very thick and long, the ones nearest the tarsus curled round. Fore wing broad and rather short; costa highly arched towards the apex; outer margin arched evenly; inner margin strongly hooked two thirds from base.

Allied to *Batracharta*, Walk. (in Mus. Oxon.), which is without the long hairs on tibia of hind legs.

*Pilosocrures variegata.* (Plate CXLVI. fig. 20.)

Expanse  $1\frac{3}{4}$  inch.

*Male.* Fore wing: area from one third from apex on costa to near the base on inner margin slaty blue variegated with grey, black, brown, and madder tints, the most distinct of these markings being some black strigæ on the costa; two square brown spots, one in the cell, one just beyond it, and some pink on median vein; the area outside this slaty-blue area is pinkish variegated with olive-browns and greens, and some black specks near the outer angle and along first median nervule, the most prominent markings being two olive-green diffused patches, one subapical, the other in the centre of the outer area; two patches of slaty blue on

the outer margin, the lower one diffused to outer angle; a narrow black anteciliary line on a pink ground; the apical portion of costa black, with some white strigæ; cilia black, with a white line. Hind wing dusky brown; a large indistinct spot at end of cell; cilia near the apex whitish. Underside dusky; fore wing whitish towards the apex and along costal and outer margins; an indistinct dark spot at end of cell. Hind wing: basal and apical areas whitish, also the apical portion of outer margin; a large, round, very distinct spot at end of cell. Antennæ and palpi black, the terminal joint of latter pale. Head pale; collar blue-black and brown; thorax blue-black, with ochreous hairs on the tegule and brown ones posteriorly; abdomen dusky; tibiæ covered with long brown and black hairs, especially those of fore legs; tarsi black and white.

*Gyrtona chalybsa.* (Plate CXLVI. fig. 24.)

Expanse  $\frac{5}{8}$  inch.

*Male.* Head, thorax, and fore wing steely purple, the latter with two black subbasal strigæ from costa to subcostal nerve; a third and fourth at middle of cell, the latter to submedian nerve; a large rich chocolate subtriangular patch, with base resting on costa, continued as a narrow band from lower end of cell to inner margin; a postmedial wavy narrow black band, outwardly bordered by chocolate-brown; apical area chocolate, crossed by two wavy bands continued to inner margin; an anteciliary maculate line. Hind wing and abdomen black-brown, the latter with black spot on third segment. Underside fuscous; hind wing with antemedial and medial dark bands.

Fore wing shorter and broader than in *G. lylusalis*.

*Clina rufina.* (Plate CXLVI. fig. 12.)

Expanse  $\frac{3}{4}$  inch.

*Male.* Head, thorax, and fore wing pale ochreous brown: the latter with inner and outer areas from lobe on inner margin to below apex rich red-brown; a dark streak along median nerve; a wavy submarginal purple-brown band; some indistinct strigæ on the costa; a fine lunulate anteciliary black line. Hind wing and underside ochreous white; exterior area smoky. Abdomen reddish brown.

Allied to *C. lapidaria*, from which it may be distinguished by the streak along median nerve, and red inner and outer areas.

*Clina basalis.* (Plate CXLVI. fig. 5.)

Expanse  $1\frac{1}{2}$  inch.

*Male.* Fore wing: basal area ochreous white, with a large black spot in its centre from costa to submedian nerve; a purplish-fuscous area to end of cell; outer area pale olivaceous brown, with a dark speck on each discoidal nervule, and a purplish-fuscous patch and a dark spot near outer angle. Hind wing and underside fuscous, with purplish gloss.



## HYPOGRAMMIDÆ.

*Selepa grisea.* (Plate CXLVI. fig. 13.)

Expanse  $1\frac{1}{2}$  inch.

*Male.* Fore wing silvery grey; dark double subbasal, antemedial, and postmedial dentate curved transverse lines, the ground-colour between the two latter pairs being rather darker and slightly reddish; an irregular dentate submarginal line; a slight black anteciliary line; the costa darker at middle; a blackish spot at lobe of inner margin; two small rust-red spots, one just beyond the cell, the other at its lower extremity. Hind wing pale fuscous; the apical portion of outer margin smoky black. Underside fuscous, some black strigæ on costa of fore wing towards apex.

Nearest to *S. docilis*.

*Selepa nadgani.* (Plate CXLVI. fig. 6.)

Expanse 1 inch.

*Female.* Fore wing: basal area brown, with a black subbasal band from costa to submedian nervure, followed by a waved outwardly-oblique antemedial one across the wing; beyond this brown area is a pale ochreous-brown one, with two dark brown strigæ from the costa above the orbicular and reniform spots, which are pale, with narrow dark outlines and slight dark centres; a postmedial very narrow black band, highly concave towards costa; followed by a dark reddish-brown area, with some pale ochreous-brown marks on it, and a dark waved indistinct submarginal band, and black anteciliary lunulate line. Hind wing fuscous, with fine ciliary and anteciliary dark lines. Underside ochreous white, irrorated with black: disc of fore wing fuscous; fore wing with black strigæ from costa at middle; a postmedial band, obsolete except near costa: hind wing with large black lunule at end of cell; a postmedial waved band: both wings with anteciliary lunulate lines. Head, thorax, and abdomen pale brown, the last with tufts of dark hairs on three basal segments.

*Symitha nigridisca.* (Plate CXLVI. fig. 11.)

Expanse  $1\frac{1}{2}$  inch.

*Male.* Fore wing cream-colour, mottled with pale brown; the whole disc occupied by a large black patch, which reaches the costa at the middle, extending along it more or less to the base, also to the outer margin just below the apex, and to just below the submedian vein at two points; a black streak along first median nervure. Hind wing white; apex and outer margin slightly suffused with fuscous. Underside pale; fore wing suffused with fuscous above submedian vein.

*Cletthara rabdota.* (Plate CXLVI. fig. 4.)

Expanse  $\frac{5}{8}$  inch.

*Male.* Head, thorax, and fore wing grey, with pale red-brown tints near outer margin; indistinct narrow postmedial and submarginal brown bands, highly concave towards costa; dark brown streaks along median nervure and subcostal nervure from end of cell to apex, and one from the end of cell to outer margin; a dark brown spot near outer angle. Hind wing opalescent white; an anteciliary brown line. Underside of fore wing smoky white.

## OPHIDERIDÆ.

*Ischygia glaucopteron.* (Plate CXLVII. fig. 19.)

Expanse  $2\frac{3}{4}$  inches.

*Male.* Fore wing very dark olive-green; basal and costal areas shaded off to dark bluish grey; a black band, inwardly-bordered with pale brown, outwardly-oblique from costa to subcostal nervure, then straight across the cell, forming the inner margin of the orbicular, which is pale brown with a narrow black line along its outer margin, and with two pale brown lunules outwardly bordered with black below it, thence from median nervure to inner margin in the shape of a reversed S; reniform pale brown, with a narrow black margin, except below, where it is merged in a broad pale brown band, thickly irrorated with black scales, and reaching to the inner margin, the inner margin of this band concave and edged with black, the outer margin diffused; a chestnut-coloured streak, widening inwardly, and with diffused black outer edge, from below the apex halfway to reniform, continued downwards as two more or less well-marked lunules to the pale brown band; black spots on the second and third median nervules. Some specimens have the outer area from the costa to above outer angle irrorated with blue-grey scales, forming a very indistinct diffused band. Hind wing: basal area black-brown; a brilliant blue irregular band beyond the cell from costa to discoidal nervule; the outer area dark olive-green, black towards apex; a chestnut patch with black strigæ on it on submedian nervure at outer margin; a pale brown streak bordered with black from middle of inner margin. Underside smoky black: fore wing with lavender-coloured band from costa to first median nervule two thirds from base, narrow at costa: hind wing with the disc and inner margin of the basal area suffused with lavender; a rather narrow well-defined waved band of the same colour across the wing beyond the cell. The hairs covering the head, thorax, abdomen, legs, and palpi tinged with bluish grey.

Allied to *I. schlegelii*, Snellen, the male of which has the upperside of the fore wing grey-brown; the blue band of hind wing wider, with more irregular outer edge.

*Lygniodes reducens*, var. *E-antiqua*.

*Female*. With a prominent black C-shaped mark in the cell of fore wing, of which the typical form has no trace; the black bands and submarginal spots distinct and diffused.

## EREBIIDÆ.

*Sypna ochreicilia*. (Plate CXLVII. fig. 1.)

Expanse  $1\frac{1}{2}$  inch.

*Male* and *female*. Fore wing black-brown, with slight purplish tinge; the following waved indistinct narrow black bands, subbasal, antemedial, submarginal, and a double medial one, enclosing a small round grey or ochreous reniform spot; a series of small submarginal lunules, white on black ground; an ochreous anteciliary line. Hind wing black-brown; cilia ochreous, except between third median nervule and submedian nervule; a submarginal ochreous streak from anal angle. Underside paler: fore wing with a diffused double medial pale ochreous band; outer margin ochreous, with a submarginal series of black points; three ochreous strigæ on costa towards apex: hind wing, inner and outer margins pale ochreous; a lunule at end of cell, and narrow waved black medial band outwardly bordered with ochreous. Antennæ of male with brown pectinations; palpi ochreous in front; legs ringed with ochreous. Head, thorax, and abdomen black-brown.

Near *S. submarginalis*, which is without the ochreous cilia of hind wing and streak from anal angle.

## HYPOPYRIDÆ.

*Spiramia indenta*. (Plate CXLVII. figs. 20, 21.)

Expanse  $2\frac{5}{8}$  inches.

*Male* and *female*. Intermediate between *S. retorta* and *S. triloba*, the markings less distinct than in the former, more distinct than in the latter; the comet-shaped mark with chocolate centre (in the female), its outer margin with two indentations, not obsolescent as in *S. triloba*, and well separated from the curved medial band.

Also in Coll. B. M. from Sylhet, Java, and Ceylon.

## OPHIUSIDÆ.

*Pasipeda phaiosoma.* (Plate CXLVII. fig. 2.)

Expanse  $1\frac{1}{2}$  inch.

*Female.* Differs from *P. hæmorhoda* in having the abdomen brown, anal tuft pale brown, palpi scarlet: from *P. rufipalpis* in the brown abdomen.

*Calesia fuscicorpus.* (Plate CXLVII. figs. 8, 9.)

Expanse, ♂  $1\frac{2}{3}$ , ♀  $1\frac{1}{3}$  inch.

*Male and female.* Differ from *C. dasypterus* in having the abdomen mouse-coloured, the head, palpi, and femur of fore and hind pairs of legs are brilliant scarlet in male, less highly coloured in female.

## FOCILLIDÆ.

*Egnasia polia.* (Plate CXLVII. fig. 4.)

Expanse 1 inch.

*Female.* Fore wing: basal and inner areas grey, irrorated with darker scales; costal area from one third from base to apex rich brown, except for a bluish-white patch near the apex; very indistinct, wavy, black medial and submarginal bands on a brown ground; black ciliary and anteciliary lines. Hind wing: basal area grey, irrorated with dark scales; an indistinct black lunule at end of cell; an antemedial band on a brown ground; outer area rich brown; a grey submarginal band with diffused black borders, the inner border very prominent; cilia of both wings black at second and third median nervules. Underside much as upperside; the markings blacker and more diffused; an indistinct postmedial band on both wings; fore wing with a white spot in cell, and two black ones on a white ground at end of it.

*Egnasia grisangula.* (Plate CXLVII. fig. 3.)

Expanse  $1\frac{1}{4}$  inch.

*Female.* Wings dusky brown; indistinct curved and wavy dark antemedial, medial, and postmedial bands: fore wing with a very indistinct pale submarginal band; a purplish-grey triangular patch on the costa one third from apex. Underside with the costa of fore wing and

base of both wings hoary; lunulate black marks at end of cell of fore wing, and dark mark below the apex.

Allied to *Egnasia (Saraca) porphyria*, Butler, from Japan: the markings on upper side much less distinct; no white spot at end of cell of hind wing; the medial band further from the base. Closely allied to *E. trimantesalis*, which has the stigmata of fore wing better marked, the underside not suffused with white, and no dark mark below the apex.

### THERMESIIDÆ.

#### *Platyja exviola*. (Plate CXLVII. fig. 18.)

Expanse 2 inches.

*Male*. Very dark brown, with a purplish gloss. Both wings with a broad purple exterior band; two series of white specks, one inside the band, one antecial. Fore wing with an ochreous black-margined amphora-shaped mark near the outer angle from the second median nervule to above submedian nervure, with two white specks on the median nervules just inside it; two minute brown white-ringed spots beyond the cell; a large, irregular, white-margined patch of the ground-colour on the costa near the apex. Underside brown suffused with purplish grey; a series of postmedial white specks on the veins of both wings; a purple streak from apex of fore wing. Legs white-spotted; some fulvous pectoral hairs.

#### *Capnodes fasciata*. (Plate CXLVII. fig. 10.)

Expanse  $\frac{5}{6}$ – $1\frac{1}{2}$  inch.

*Male*. Grey. Both wings with patches of chestnut-brown on the disc and outer margin, in some specimens very prominent, in others hardly traceable. Fore wing with five wavy black bands exteriorly margined with whitish—one subbasal, one antemedial, one medial curved out beyond the cell, one postmedial, the other submarginal. Both wings with antecial maculate black line. Underside paler, with an indistinct dark spot in cell of fore wing; some specimens with lunule in cell of hind wing; both wings with postmedial band.

Allied to *C. cremata*.

#### *Mestleta quadrapex*. (Plate CXLVII. fig. 15.)

Expanse  $1\frac{1}{2}$  inch.

*Female*. Apex of fore wing with a round lobe. Fore wing ochreous; outer area rich chestnut; apical portion of costa flesh-coloured; apical lobe chocolate; traces of subbasal and antemedial narrow dark bands; an inwardly-oblique purple band from below the apex to inner

margin, inwardly-bordered by a broadish chocolate margin, and outwardly by a narrow waved dark line, both these borders sharply angled back to the costa; three white strigæ on the costa near apex; a waved, narrow, submarginal black band with a white lunule on it below the apex. Hind wing ochreous; outer area fulvous; the purple band of fore wing continued across it, but broader, with similar borders. Cilia of both wings deep purple. Underside ochreous, irrorated with black specks; a small black spot in cell of fore wing; both wings with postmedial band. Head, thorax, and abdomen ochreous.

*Mestleta rubra.* (Plate CXLVII. fig. 16.)

Expanse  $\frac{2}{3}$ – $\frac{3}{4}$  inch.

*Male.* Dull red. Fore wing with costa dark. Both wings with a black spot at end of cell; a pale postmedial band; a series of antecial black specks. Underside dull reddish white; the markings very indistinct.

*Doranaga straminea.* (Plate CXLVII. fig. 17.)

Expanse  $\frac{3}{4}$  inch.

*Male.* Bright straw-colour. Fore wing with the beginning of an obscure inwardly-diffused dark band from the costa one fifth from apex. Hind wing, abdomen above, and disc of fore wing on underside suffused with fuscous; abdomen with three ochreous tufts on basal segments, the anal tuft ochreous.

## HYPENIDÆ.

*Rhynchina pallida.* (Plate CXLVII. fig. 5.)

Expanse  $\frac{3}{4}$  inch.

*Male.* Ochreous white. Fore wing not very long, apex obtuse, not hooked at outer angle; a dark-brown, inwardly-diffused, and oblique band from costa near apex to inner margin; outer area suffused with dark brown from the apex obliquely to inner margin; some brown strigæ on costa, and specks on basal area; a series of dark antecial specks; cilia chequered brown and ochreous white. Hind wing with obscure medial dark band, and brown antecial line. Underside ochreous white, suffused with fuscous; apex of fore wing ochreous; medial band of hind wing more distinct than on upperside.

*Rhynchina idæoides*. (Plate CXLVII. fig. 12.)

Expanse  $\frac{2}{3}$  inch.

*Male*. Pale ochreous. Fore wing short, rather broad, emarginate below apex, which is acute, not hooked at outer angle; a wavy, narrow, black, almost basal band, followed by an indistinct subbasal brick-red band, beginning with a black speck on the costa; an inwardly-oblique brick-red medial band, with a wavy dark line commencing at the same point on the costa with a black speck, curved out round the end of the cell, then inwardly-oblique to inner margin; a series of submarginal dark spots; a black speck at end of cell. Hind wing with antemedial band in continuation of the medial band of fore wing; a black speck at end of cell; a wavy medial and two straight postmedial bands, all diffused and brick-red in colour; a submarginal series of dark spots. Underside somewhat paler; markings very similar, but bands darker and more broken; hind wing without the medial band. Abdomen with segmental reddish bands.

*Rhynchina tenuipalpis*. (Plate CXLVII. fig. 11.)

Expanse  $\frac{5}{8}$  inch.

*Male* with terminal joint of palpi naked. Fore wing not very long, broad; apex obtuse, not hooked at outer angle; dull ochreous brown; a black lunule at end of cell; an obscure submarginal wavy dark band; a black maculate anteciliary line. Hind wing and underside entire smoky brown.

*Hypena assimilis*. (Plate CXLVII. fig. 6.)

Expanse  $1\frac{1}{2}$  inch.

*Male*. Fore wing: basal area dark purplish brown, pale from inner margin to above submedian nervure and near the base to median nervure; a black spot in middle of cell, with a streak from costa above it; a lunule at end of cell and spot beyond it; a pale reddish, slightly inwardly-oblique band from costa two thirds from base to inner margin beyond middle; outer area purplish grey, with traces of wavy bands; an inwardly-curved black mark from outer margin below the apex, ending as a large black patch before reaching the band; two black sagittate marks above it and one below it; fine red-brown and black anteciliary lines; a fine white ciliary line. Hind wing and underside fuscous, with dark anteciliary lines; a white subapical spot on underside of fore wing.

Closely allied to *H. cognata*, but with the inner part of the basal area pale and the costal portion of the band straight.

**Hypena persimilis.** (Plate CXLVII. fig. 13.)

Expanse  $1\frac{1}{2}$  inch.

*Male.* Closely allied to *H. assimilis*; the whole basal area dark purplish brown, crossed by a narrow waved indistinct subbasal band; the medial band more irregular and much more inwardly-oblique; the curved black subapical mark less distinct. Also allied to *H. indicatalis*, which is without the white lunule at end of cell of fore wing, and has black marks inside the apical streak.

**Hypena griseapex.** (Plate CXLVII. fig. 7.)

Expanse  $1\frac{1}{6}$  inch.

*Male.* Fore wing smoky brown; some black specks below the median nervure near the base; a very indistinct antemedial outwardly-oblique narrow brown band; a small black spot in the middle of the cell; the end of the cell and area below it irrorated with black scales; a postmedial erect narrow brown band, the area immediately beyond it suffused with grey; some white specks on the costa towards the apex; a large apical grey patch, with a diffused black streak below it from the apex. Hind wing fuscous, with a dark anteciliary line. Under-side grey; a dark streak across end of cell of hind wing.

Allied to *H. molpusalis*, but larger, less marked, and with much straighter medial band.

**Hypena squamea.** (Plate CXLVII. fig. 22.)

Expanse 1 inch.

*Female.* Fore wing purplish grey-brown; a patch of raised black scales towards the end of the cell; some similar scattered scales below the middle and end of it; a slightly irregular medial erect red-brown fascia; outer area paler; two indistinct waved postmedial grey bands; three ochreous-white specks on costa towards apex; a prominent curved ochreous-white apical streak, with the area immediately below it dark brown; a lunulate anteciliary line. Hind wing fuscous; cilia pale, dark at middle of wing; dark ciliary and anteciliary lines.

Allied to *H. laceratalis*, the medial band not curved so much towards the base near inner margin.

**Hypena strigosa.** (Plate CXLVII. fig. 14.)

Expanse  $1-1\frac{1}{4}$  inch.

*Female.* Fore wing olive-brown, some specimens with a greenish tinge; numerous dark strigæ; a narrow fascia, inwardly-oblique from costa, one fourth from apex to inner margin,



with a large purplish-brown patch on the middle of its inner margin from near the upper extremity of cell to middle of median interspace and covering nearly the whole cell to its base; another spot of the same colour at base of inner margin; the apical streak ochreous white, forming a patch on the costa as far as the oblique fascia, the area immediately below it dark brown; a dark spot above the submedian nervure near the outer angle; a series of small anteciliary spots. Hind wing and underside fuscous, the latter with a lunule at end of cell, and obscure medial band to both wings.

Allied to *H. urticola*; it has small tufts of raised black scales on the fore wing like it and its allies, but the markings are not very similar.

*Hypena nilgirica.* (Plate CXLVIII. fig. 1.)

Expanse  $1\frac{1}{4}$  inch.

*Male.* Fore wing with the ground-colour composed of light- and dark-brown scales, with purple and pale patches near the base and beyond the postmedial band; all these colours blurred and confused; a waved red-brown antemedial band; another postmedial with an obscure diffused band beyond it, of which the upper part is pale, the lower purple, and traversed by a dark line; an obscure pale apical streak, with a dentate line from it to outer angle; an anteciliary lunulate line. Hind wing fuscous; cilia pale brown, dark at middle; an anteciliary dark line. Underside pale ochreous, suffused with fuscous; some dark strigæ on the costa of fore wing near apex; a lunule in cell of hind wing.

Allied to *H. dispunctalis*, Walk., but with antemedial band more regularly curved and medial band nearly straight and slightly outwardly-oblique, not curved.

*Hypena minor.* (Plate CXLVIII. fig. 22.)

Expanse  $\frac{3}{4}$  inch.

*Male.* Fore wing mottled brown, somewhat suffused with purple; a dark spot in centre of cell, and white speck at end of it; some dark scales below median nervure near base; a dark, somewhat waved and dentate, erect postmedial band, with a pale outer border; three ochreous-white costal strigæ near apex; an apical irregular streak of the same colour, with an obscure pale lunulate line below it to outer angle. Hind wing fuscous; cilia pale, dark at middle; a fine anteciliary line. Underside entire fuscous, except for the apical ochreous strigæ, and a subapical speck of the same colour.

Allied to *H. squamea*, but smaller, with a white speck at end of cell, and dentate post-medial band.

*Hypena rectifascia.* (Plate CXLVIII. fig. 2.)

Expanse  $\frac{3}{4}$  inch.

*Male.* Fore wing with basal area rich chocolate-brown, purple above subcostal nervure; a perfectly straight, very slightly inwardly-oblique medial double line, inwardly red-brown, outwardly yellow, and ending on the costa as a white spot; outer area purple, with three white strigæ on the costa; a narrow yellow apical streak, with a large dark brown patch below it, and two black spots above it, outwardly-bordered with white; a red-brown anteciliary line. Hind wing and underside entire fuscous, with slight anteciliary line.

Allied to the *mandalalis*, *læsalis*, &c. group, but the perfectly straight, inwardly-oblique medial line distinguishes it from any other species.

*Hypena griseivitta.* (Plate CXLVIII. fig. 8.)

Expanse  $1\frac{1}{4}$  inch.

*Male.* Fore wing dull purplish brown; a small patch of raised black scales in the cell; a whitish, slightly waved, erect postmedial line, with a dark inner border; the area immediately beyond it towards the costa purplish grey, followed by two indistinct waved dark bands; the apical streak diffused and purplish grey; a dark lunulate anteciliary line. Hind wing fuscous, with anteciliary line; cilia darker at middle. Underside with an indistinct humle at the end of cell of each wing.

Allied to *H. thermesialis*, but with the postmedial band much more erect.

*Hypena tristis.* (Plate CXLVIII. fig. 14.)

Expanse  $1\frac{5}{8}$  inches.

*Male.* Fore wing olive-brown; a patch of raised black scales at centre of cell; an obscure, dark, postmedial, somewhat inwardly-oblique band; the area beyond which is slightly suffused with purple; an indistinct diffused submarginal dark band. Hind wing fuscous, with an obscure anteciliary line. Underside paler fuscous.

Allied to *H. griseivitta*, the postmedial band inwardly-oblique and less waved.

*Hypena uniformis.* (Plate CXLVIII. fig. 7.)

Expanse  $1\frac{1}{6}$  inch.

*Male.* Fuscous, with a slight purplish gloss. Fore wing with narrow waved antemedial black band; a black patch of raised scales in the middle of the cell; an erect, nearly straight postmedial narrow band, and series of anteciliary black specks. Both wings with a dark anteciliary and two ciliary lines. Underside paler.

***Hypena olivacea.*** (Plate CXLVIII. fig. 19.)

Expanse  $1\frac{1}{4}$  inch.

*Male.* Fore wing olive-brown suffused with greyish purple in parts; an olive-brown waved, subbasal, outwardly-oblique line; a nearly straight, inwardly-oblique line just beyond the cell; an obscure waved one beyond it; a more diffused, somewhat irregular, submarginal one; an anteciliary olive-brown line, with a series of small pale lunules inside it. Hind wing fuscous; a fine anteciliary dark line; cilia fuscous, blackish at middle. Underside pale fuscous: fore wing with four ochreous-white costal strigae near apex; two superposed subapical white spots, with an obscure submarginal band below them: hind wing with dark lunule at end of cell; and traces of a medial band.

Allied to *H. uniformis*, which has the postmedial band waved and erect, and the submarginal band obsolete.

***Hypena albifusa.*** (Plate CXLVIII. fig. 9.)

Expanse 1 inch.

*Male.* Fore wing fuscous, with a purplish tinge; a black patch of raised scales in the middle of the cell; a straight, almost erect, dark postmedial band; the area immediately beyond it suffused with white, extending below the costa almost to the apex, and leaving the outer area fuscous with faint traces of a pale submarginal band; a black speck below the costa towards the apex; some white specks on the costa outside the postmedial band, and a series of less distinct ones on the outer margin. Hind wing uniform fuscous. Both wings with dark anteciliary and two ciliary lines. Underside grey, with a white spot on the fore wing below the costa towards the apex.

Allied to *H. thermesialis*, the postmedial band outwardly oblique.

***Hypena notata.*** (Plate CXLVIII. fig. 23.)

Expanse  $\frac{3}{4}$  inch.

*Male and female.* Fore wing dark purple-grey; an ochreous spot in the cell towards the base, with a dark inwardly-oblique band below it; reniform ochreous and very conspicuous, with a dark convex band below it, and a waved dark band beyond it; a submarginal band, outwardly bordered by ochreous white; a maculate anteciliary line to both wings. Hind wing fuscous; a waved dark antemedial and two postmedial indistinct bands, most distinct near inner margin. Underside fuscous; both wings crossed by two obscure postmedial waved bands: hind wing with a lunule at end of cell.

**Hypena eurhipoides.** (Plate CXLVIII. fig. 16.)

Expanse  $\frac{2}{3}$  inch.

*Male.* Fore wing smoky brown and black; an indistinct waved antemedial pale line bordered with black; a more distinct postmedial one bent out round the end of the cell, then inwards to inner margin; a large dark spot at end of cell; a waved submarginal pale band; a series of dark anteciliary lunules with pale spots inside them. Hind wing, head, thorax, and abdomen smoky black; palpi black. Underside paler fuscous: fore wing with traces of the submarginal band; hind wing with an indistinct lunule at end of cell; indistinct postmedial, submarginal, and anteciliary dark bands.

**Hypena curvilinea.** (Plate CXLVIII. fig. 18.)

Expanse  $1\frac{1}{4}$  inch.

*Male.* Fore wing: a wide costal border with an even curve from the apex round below the cell to the base, purple with the veins in it white; bordered below by a silvery-white streak from the lower extremity of the cell to the base, followed by a dark brown band, broadest at middle of wing, narrowest at apex and base; then a silvery-white line with a narrow brown edging; the exterior and interior areas purplish white, with two curved brown bands obsolescent towards base—all these markings sweeping with an even curve from near the apex to the base; a fine dark anteciliary line; cilia purplish grey, white at origin. Hind wing and underside whitish, evenly suffused with smoky brown.

Allied to *H. abducalis*, but the bands have a quite regular curve; the markings more distinct than in *H. curviferalis* from Java.

## HERMINIIDÆ.

**LOBOCHEILOS**, gen. nov.

*Male.* Palpi: basal joint ascending to the level of the vertex, thick and closely scaled; terminal joint of similar length, but much thinner, and not so closely scaled. Antennæ serrated. Venation normal. Fore wing with a lobe at centre of inner margin, on and above which is a round patch of differently formed scales.

**Lobocheilos illattioides.** (Plate CXLVIII. fig. 10.)

Expanse  $\frac{5}{8}$  inch.

*Male.* Wings uniform smoky brown. Fore wing crossed by five indistinct, dark, narrow, waved bands at regular intervals; a series of dark anteciliary specks; some small pale spots on

the costa, especially towards the apex. Hind wing crossed by similar medial and postmedial bands. Underside paler, both wings with a dark spot towards end of cell, and postmedial and submarginal bands only.

*Zanclognatha relata.* (Plate CXLVIII. fig. 5.)

Expanse  $\frac{5}{6}$  inch.

*Female.* Allied to *Z. indica*, from which it differs in having no medial band; in having a subbasal band, which is straight and inwardly-oblique, as also are the antemedial and submarginal bands; the postmedial band not waved, but curved round the end of the cell, then straight to inner margin. Hind wing with the medial band evenly curved.

*Bertula partita.* (Plate CXLVIII. fig. 13.)

Expanse  $1\frac{1}{2}$  inch.

*Male.* Fore wing vinous brown; a small black spot on the costa one fourth from base; another at middle of cell; a Innule at end of it; a paler band with diffused dark exterior border three fourths from base, nearly straight from costa to first median nervule, then convex to inner margin; the area beyond it suffused with purple; an obscure waved submarginal band, most distinct near costa; the area beyond it vinous brown, but rather darker than the basal area; a series of anteciliary specks. Hind wing smoky brown; two somewhat irregular pale bands, with the area between them slightly darker, from the inner margin near anal angle not reaching the costa; an anteciliary line. Underside brown: fore wing with the submarginal band distinct near the costa, otherwise obsolete: hind wing with the two bands dark and reaching the costa near the middle; a spot at end of cell.

#### BRACHARTHON, gen. nov.

Allied to *Bertula* and *Cidariplura*, from which it differs in having the first joint of the palpi very short, the second and third joints in the *male*, are as long and as heavily clothed with long hairs; but the third joint is not nearly so thick. Antennæ biserrated. Wings as in *Bertula* and *Cidariplura*. Patagia in male clothed with long hairs, which extend back to the second segment of abdomen. *Female* with simple antennæ; terminal joint of palpi reduced to a spike of medium length without scales or hairs; the patagia normal.

*Bracharthron maculapex.* (Plate CXLVIII. figs. 4, 11.)

Expanse  $1\frac{1}{4}$  inch.

*Male.* Terminal joint of palpi and patagia clothed with long fulvous hairs. Fore wing: base and costa pale ochreous with dark speckles; disc, inner and outer margins browner with

a reddish tinge; some irregular black subbasal marks; a small black spot in the middle of the cell; an inwardly-oblique medial black band, a postmedial waved one; a submarginal whitish lunulate band, broken at the discoidal nervules, with a black spot on inside of the subapical lunule; two black specks at end of cell; black specks on costa at origin of post-medial and submarginal bands; a series of black anteciliary specks. Hind wing with indistinct, dark subbasal band; black speck at middle of cell; medial, nearly straight band, and post-medial pale lunulate one, the lunules filled in with black; a series of anteciliary black specks. Underside paler, with bands less distinct: fore wing with a subbasal black spot below the costa, and a very conspicuous black subapical one: hind wing with a conspicuous black lunule at centre of cell.

*Female* with the medial black band more erect.

*Herminia ruptistigma.* (Plate CXLVIII. fig. 20.)

Expanse  $1\frac{1}{8}$  inch.

*Male.* Fore wing brown, with a purple gloss; a narrow pale brown antemedial band, angled below the costa; a small black spot in the middle of the cell, a very indistinct fuscous diffused medial band; an indistinct stigma at the end of the cell, with a broken black outline on its inner side; a pale brown postmedial band, angled below the discoidal nervules, and with a smoky-black patch in the outer angle; an indistinct fuscous waved submarginal band; a smoky-black apical patch; a series of black anteciliary specks. Hind wing fuscous, with very indistinct medial and postmedial dark bands, which are better marked on the underside.

Allied to *H. hadenalis*.

*Byturna ruffascia.* (Plate CXLVIII. fig. 6.)

Expanse  $1\frac{1}{2}$  inch.

*Male.* Fore wing pale olive-brown, with a few red strigæ in and below the cell; a blood-red diffused band from the costa near the apex to centre of inner margin; a waved submarginal band, least distinct near costa, blood-red and diffused to outer margin. Hind wing fuscous. Underside: fore wing fuscous, with the apex red: hind wing ochreous white, the costal half of the wing suffused with red.

*Female.* Fore wing with the red colour diffused over the whole wing; the bands much less distinct: cilia of both wings pink, not fuscous as in male.

The colour and oblique band on fore wing distinguish this species from *B. digramma*.

*Avitta luna.* (Plate CXLVIII. fig. 21.)

Expanse  $1\frac{1}{8}$  inch.

*Male.* Fore wing olive-green, slightly suffused with red; barely traceable waved red

antemedial, medial, and postmedial lines; a small dark spot at centre of cell; another outwardly-white at lower end of it; a white one at upper end; a subapical large bluish-white lunule, inwardly-bordered with red; four black specks beyond it close to outer margin. Hind wing drab-coloured, with subbasal and medial transverse lines. Cilia of both wings red. Underside ochreous white suffused with rosy pink; both wings with postmedial curved red band: hind wing with dark lunule at end of cell. Head and thorax red above.

*Rivula puncticilia.* (Plate CXLVIII. fig. 17.)

Expanse  $\frac{1}{2}$  inch.

*Male.* Bright ochreous yellow. Fore wing with a small black streak above subcostal nervure near the base; a black spot at end of cell; a series of black antecilia subjoined spots. Hind wing with a dark spot at end of cell; the outer area suffused with brown. Underside with the whole fore wing suffused with brown.

Allied to *R. biatomea*, but with only one black spot at end of cell of fore wing.

*Rivula basalis.* (Plate CXLVIII. fig. 3.)

Expanse  $\frac{3}{4}$  inch.

*Male.* Purplish grey suffused with brown. Fore wing with an antemedial concave pale band; the area inside which is rich dark brown, shaded off to purple-grey at the base; five ochreous-white strigæ on the costa towards apex, the one nearest apex largest; an inwardly-oblique band from below the costa near apex to inner margin, pale with dark borders, the extremity near apex bent inwards.

*Helia fuscicosta.* (Plate CXLVIII. fig. 15.)

Expanse, ♂  $\frac{2}{3}$ , ♀  $\frac{3}{4}$  inch.

*Male and female.* Ochreous brown. Fore wing: costa with smoky-black band, widening towards apex; a black subbasal line from costa to submedian nervure, with a slight outward curve; a black dot at end of cell; a waved postmedial black line from costa to submedian nervure; traces of two diffused waved bands beyond it; both wings with a series of antecilia black spots. Head, thorax, and abdomen suffused with black.

*Helia cidaroides.* (Plate CXLVIII. fig. 12.)

Expanse  $\frac{5}{6}$  inch.

*Female.* Fore wing olive-green, irrorated with black scales and patches; an indistinct pale subbasal band with a black line on its inner edge; a similar antemedial band; and a post-medial one with a black line on its outer edge; these two bands meeting at the inner margin,

and having between them at the end of the cell a white lunule on a black patch; a lunulate black submarginal band with white on its outer edge; a series of antecial black triangular spots. Hind wing fuscous, with indistinct medial and postmedial bands. Cilia of both wings olive and black. Underside paler: an indistinct lunule on a black patch at the end of cell of both wings; fore wing with faint postmedial and submarginal bands; hind wing whitish, with the medial and postmedial bands well marked.

## EROSIIDÆ.

*Dirades leucocera.* (Plate CL. fig. 13.)

Expanse  $\frac{3}{4}$  inch.

*Male.* Shaped as in *D. adjutaria*, except that the outer margin of hind wing is not quite so evenly rounded. Fore wing pale purplish brown irrorated with dark scales; a dark oblique streak from centre of costa to lower end of cell; a pale line with dark inner margin from costa one third from apex to first median nervule near outer margin; a large semicircle on the inner margin two thirds from base, black, with pale border and indigo centre; a pale, nearly straight line from apex to outer angle; the rounded outer margin bluish grey. Hind wing deep chocolate; narrow white subbasal and medial bands, the costal portion of the area between them suffused with white; outer margin blue-black, inwardly-bounded by a pale line, from second median nervule to anal angle. Pure white hairs on the fold of hind wing. Cilia of both wings white. Underside of fore wing pale vinous brown with dark dots, of hind wing uniform white. Vertex of head and shaft of antennæ pure white.

Allied to *D. binotata*, but to be distinguished from that and the other species of the genus by its brighter coloration and white fold on inner margin of hind wing and white underside.

The genus *Dirades* was formed for the species with this fold and with rounded outer margin to hind wing in male, and all the species without the fold and with slightly tailed hind wing should be placed in the genus *Erosia*. The species figured as *D. adjutaria* in Lep. Ceyl. iii. pl. 186. fig. 9 is *E. verticaria*, Feld.; the species figured as *D. binotata* being the true *D. adjutaria*. The species of the family Erosiidae all rest with the fore wing held more or less apart from the hind wing; this habit is carried to its extreme in *Gathynia miraria*, which holds its fore wings at right angles to the body, and curled up into a tube, while the hind wings are closely folded along the abdomen, so that the insect takes the form of a cross.

This family has in reality no affinities with the Geometres, the larvæ being quite different and nearer to those of the Bombyces, and it is probably allied to the Drepanulidæ.

*Erosia albida.* (Plate CL. fig. 10.)

Expanse  $\frac{5}{8}$  inch.

*Male.* Apex of fore wing rounded; outer margin of hind wing evenly rounded, except for very slight tails at first subcostal and third median nervules. Wings greyish white, with



numerous dark strigæ. Fore wing with an indistinct, highly-concave brown band from just before the middle of costa to middle of inner margin; a distinct postmedial band, concave to second median nervule, then convex to inner margin; a dark lunulate submarginal line. Hind wing with waved and curved brown antemedial and postmedial bands; a lunulate dark line from the first subcostal tail to near anal angle. Underside whitish, with dark strigæ.

Nearest in markings to *D. obscuraria*, but whiter, and with the bands more regular. *D. obscuraria* has the apex of fore wing acute, the tails of hind wing longer, and the outer margin emarginate between the tails and also towards anal angle. Also near *D. lilacina*, which has the apex of fore wing somewhat acute; the outer margin of hind wing emarginate between the tails, and the bands bent outward towards the anal angle.

*Erosia unicauda*. (Plate CL. fig. 21.)

Expanse  $\frac{2}{3}$  inch.

*Male*. Apex of fore wing rounded, as also the outer margin of hind wing except for one slight tail at first subcostal nervule. Wings pale purplish grey, irrorated with dark scales. Fore wing with costal area darker, a large oval spot on it with first brown, then a pale border, one third from apex, and extending to lower end of cell; a smaller dark subtriangular spot, with pale border, on the inner margin two thirds from base; a series of blackish submarginal lunules with pale borders inwardly, and obsolete towards outer angle. Hind wing brown; antemedial and postmedial curved narrow bands; some indistinct pale-bordered lunules from tail to anal angle. Cilia of both wings black.

Nearest in markings to *E. binotata*, but quite distinct in shape and coloration.

*Erosia longipennis*. (Plate CL. fig. 20.)

Expanse  $\frac{2}{3}$  inch.

*Male*. Fore wing long; apex rounded; inner margin more excised than in the other species of the genus: hind wing with costa excised towards apex; outer margin with a slight tail at first median, and a more pronounced one at the subcostal nervules, and highly irregular in outline. Both wings smoky black: hind wing with an indistinct darker medial band.

This species may be closer to the genus *Gathynia*, the hind wing is more excised and the tail longer.

*Erosia fulvilinea*. (Plate CL. fig. 19.)

Expanse  $\frac{2}{3}$  inch.

*Male and female*. Apex of fore wing slightly acute; hind wing with pronounced tails at first subcostal and second median nervules. White: fore wing with some yellow strigæ near the base, and dark ones along the costa; curved antemedial and postmedial double yellow

lines, the former with the costal and inner portions filled in with yellow, the latter with costal, inner, and middle portions so filled in; a yellow striga on the costa towards the apex, and darker one on inner margin near the outer angle; a black subapical dot. Hind wing with two similar double bands, the postmedial one bent outwards at middle, and not filled in with yellow; some submarginal yellow spots and dark strigæ. Both wings with yellow antecial band bordered with darker lines.

Allied to *D. ruptaria*, but with the tails thicker, the bands differently shaped, especially in the median band of hind wing being angled outwards.

### URAPTERYGIDÆ.

*Urapteryx marginata*. (Plate CL. fig. 17.)

Expanse  $2\frac{1}{2}$  inches.

*Male*. Very pale primrose-yellow; antennæ dark. Fore wing: some black strigæ from costa; a pale brown outwardly-oblique antemedial band; another closing the end of the cell; a third postmedial, which in one specimen is almost erect, in another outwardly-oblique; some pale brown transverse strigæ towards outer margin; a narrow black antecial line not quite reaching the apex on outer angle; cilia whitish, with black tips. Hind wing: a pale brown band from upper extremity of cell to near anal angle; internal nervure pale brown; faint traces of a diffused submarginal band in continuation of the postmedial one on fore wing, and joining the band from extremity of cell; a crimson marginal line from apex to tail, with a narrow black inner edge and black cilia; a red spot in continuation of this line on a diffused black ground at the base of the tail, followed by two black spots, the one nearest the anal angle on a diffused orange patch; a black marginal line from near anal angle to near tip of tail, and also on the opposite margin of the narrow part of tail, but not on its square pedestal or at tip; cilia of this portion of margin white, with dusky tips.

### ENNOMIDÆ.

*Caberodes erythra*. (Plate CL. fig. 2.)

Expanse  $1\frac{1}{2}$  inch.

*Male*. Pale orange-yellow, thickly spotted with brick-red. Fore wing with some dull purplish markings along the costa; narrow curved purplish antemedial and postmedial bands. Hind wing with a submarginal purplish band, bent outwards to the margin at the middle. Both wings with a dark spot at end of cell, and red antecial line. Antennæ with white shaft.

## BOARMIIDÆ.

*Medasina plumosa.* (Plate CL. fig. 18.)

Expanse 3 inches.

*Male.* Antennæ heavily plumed throughout. Ground-colour dark or olive-brown, irrorated with numerous black scales. Fore wing with a narrow antemedial waved concave black band; another from costa one third from apex, inwardly-oblique to discoidal nervule, then curved and slightly waved to below first median nervule, then straight to centre of inner margin. Hind wing with a waved postmedial black band. Both wings with an obsolescent grey submarginal band, showing as a conspicuous white spot between second and third median nervules of fore wing; a series of black antecial lunules. Underside smoky brown or black; both wings with dark medial band; the postmedial bands on a pale ground; pale patches along outer margin.

The antennæ are even more heavily plumed than in *M. creataria* and *strixaria*; the markings are nearest those of *Hemerophila mauraria*, the antennæ of which are simple at the tips and almost so at base, the median part being moderately pectinated.

*Menophra nigrifasciata.* (Plate CL. fig. 1.)

Expanse  $1\frac{1}{2}$  inch.

*Female.* Pale umber-brown, with numerous short darker striae. Fore wing with a narrow black band from the costa just before the middle, lunulate to lower extremity of cell, then inwardly-oblique to inner margin one fourth from base, the area immediately inside it clouded with dark brown; a small black lunule at end of cell; a narrow black band from costa one third from apex, curved outwards to upper discoidal nervule, where it meets a black streak from the outer margin below apex, then inwardly-oblique, slightly curved and waved to inner margin just beyond the middle; the outer area slightly speckled with black, and the nervules slightly clouded with dark brown or black. Hind wing with a narrow black, nearly straight band from apex to inner margin two thirds from base; traces of a pale submarginal band, obsolete towards apex. Both wings with interrupted lunulate black marginal band. Underside paler; the antemedial band on fore wing obsolescent; a spot at end of cell of hind wing as well as fore wing; a diffused fuscous patch between postmedial band and outer margin below the apex of each wing.

Nearest to *M. (Hemerophila) retractaria*, the bands rather different and coloration totally so.

**Menophra rubridisca.** (Plate CL. fig. 8.)

Expanse  $1\frac{1}{2}$  inch.

*Female.* Pale brown, irrorated with dark and red-brown scales. Fore wing with a few blackish strigæ from the costa; a double ferruginous indistinct band from costa one fourth from base, outwardly-oblique to near end of cell, where it forms a sharp angle, then inwardly-oblique to inner margin near the base; the disc beyond the cell occupied by a large ferruginous patch; a double irregular postmedial red band; a faint submarginal pale band; a ferruginous patch on outer margin below apex. Hind wing with an indistinct double red postmedial irregular band, with some black specks on it towards inner margin; a faint lunulate pale submarginal band. Underside paler; a black lunule at end of cell of fore wing; an irregular postmedial fuscous band across both wings, inwardly-diffused on disc of fore wing; a somewhat indistinct submarginal band, outwardly diffused to margin.

**Cleora indistincta.** (Plate CL. fig. 3.)

Expanse  $\frac{5}{8}$  inch.

*Male and female.* Greyish white, irrorated with dark scales on pale ochreous-brown patches. Fore wing with two small black spots on the costa towards apex. Both wings with a black spot at end of cell; black lunulate anteciliary line, and traces of a waved submarginal band, which is more distinct on the underside.

**Cleora latifascia.** (Plate CL. fig. 4.)

Expanse  $\frac{5}{6}$  inch.

*Female.* Ground-colour white, irrorated with black scales. Fore wing with a blackish patch at base, followed by a diffused brown band, outwardly-margined by a black curved band; a diffused black patch on costa extending across end of cell; waved black postmedial and submarginal bands, obsolete towards inner margin, the space between them filled in with brown; diffused black patches on outer margin below the apex and above outer angle; a lunulate anteciliary line. Hind wing with traces towards inner margin of antemedial, post-medial, and submarginal bands; a black anteciliary line. Underside: fore wing mostly suffused with black; an indistinct black lunule at end of cell: hind wing with a conspicuous round black spot at end of cell.

**Narapa pallida.** (Plate CL. fig. 9.)

Expanse 1 inch.

*Male and female.* White, irrorated with black and brown scales. Fore wing with five black spots at even distances along the costa. Both wings with traces of an antemedial

waved band; a postmedial slightly curved and waved black band from fourth costal spot, bent inwards as it nears the inner margin; followed by a lunulate obsolescent band from fifth costal spot; a diffused dusky submarginal band; an anteciliary lunulate black line. Underside slightly suffused with fuscous; the postmedial band traceable but obscure; outer area of fore wing smoky black, leaving white patches at apex and centre.

*Alcis nilgirica.* (Plate CL. fig. 12.)

Expanse  $1\frac{1}{2}$  inch.

*Male.* Ground-colour pale grey, with smoky brown and black suffused over the greater part of both wings. Fore wing with a waved dark band, with pale inner border, from costa one third from base, curved inwardly to inner margin; a black spot at end of cell, and an indistinct dark waved and inwardly-oblique band just beyond it; a distinct lunulate black band with pale outer margin from costa one third from apex to centre of inner margin; an obsolescent pale lunulate submarginal band; a waved black anteciliary line. Hind wing with black spot at end of cell, and three blackish waved bands—one from costa one fourth from apex to centre of inner margin, one submarginal, one anteciliary. Underside ochreous white; fore wing with a dark spot at end of cell, and three on the costa between base and centre; the area outside the postmedial band suffused with black, except for two pale patches, one at apex, the other at centre of outer margin: hind wing with spot at end of cell, and obsolescent submarginal line.

*Serraca transcissa, Walk.* (Plate CL. fig. 6.)

*Serraca transcissa, Walk. Cat. Lep. Het. B. M. xxi. p. 380.*

Expanse  $1\frac{1}{2}$  inch.

*Female.* Pale brownish grey, irrorated with dark scales; an indistinct black irregular antemedial line, outwardly-oblique from costa to subcostal nervure, then straight across the cell, and inwardly-oblique to inner margin near the base; an indistinct pale stigma outlined in black at end of cell; an indistinct postmedial, somewhat dentate line, outwardly-oblique to lower subcostal nervure, then inwardly-oblique to centre of inner margin; a broken lunulate submarginal band. Hind wing with indistinct antemedial line; a distinct pale stigma outlined in black at end of cell; a curved dentate medial band with some diffused umber-brown beyond it; a lunulate submarginal band. Both wings with a series of black marginal lunules. Underside uniform pale fuscous; both wings with a large black spot at end of cell, broken postmedial band, and indistinct diffused patch near apex. Vertex of head and antennæ pale.

*Tephrosia angulata.* (Plate CL. fig. 7.)

Expanse  $1\frac{2}{3}$  inch.

*Male.* Grey, striated and speckled with dark brown. Fore wing: costa closely striated with dark brown; an irregular dentate antemedial band, with some diffused ochreous brown

along its inner edge; a very indistinct stigma at end of cell; an irregularly-waved postmedial band produced outward to a sharp angle beyond the cell, and with some diffused ochreous brown on its outer edge. Hind wing with a stigma at end of cell; a postmedial band, outwardly-oblique to beyond the cell, then with an inward curve to inner margin, and some ochreous brown on its outer edge. Both wings with a very indistinct lunulate dusky submarginal band, and a series of marginal black specks. Underside whitish: fore wing with a brown blotch at end of cell; a postmedial double band from the costa to third median nervule, and large apical diffused blotch: hind wing with a small spot on costa two thirds from base, and lunule at end of cell.

***Pachyodes ruficosta.*** (Plate CL. fig. 16.)

Expanse, ♂  $1\frac{2}{3}$ , ♀  $1\frac{1}{2}$  inch.

*Male and female.* Cinereous, suffused with olive-green and marked with numerous indistinct olive-green strigæ. Fore wing with the costa red-brown from base to near apex, and marked with dark brown strigæ; a basal patch which is red-brown towards the costa, olive-green towards inner margin, an irregular dark antemedial line with white on its inner edge, and a red-brown patch on its outer edge in the cell; a dark lunule at end of cell on a small red-brown patch; an olive-green postmedial lunulate line with white on its outer edge, and a blackish and reddish mark on it below the costa; a very indistinct maculate white submarginal band; a patch on outer margin one third from apex formed of red-brown and olive-green scales; a ferruginous patch near outer angle, with traces of another above it. Hind wing suffused in places with red-brown scales; a dark band across end of cell; an olive-green lunulate band, with white on its outer edge, just beyond the middle; a very indistinct white submarginal band. Both wings with an interrupted black lunulate submarginal line; cilia pale olive and reddish. Underside white; basal area suffused with yellow; black patches at end of cell of both wings; an obsolescent black submarginal band of medium width, and widest at costa of each wing. Abdomen with raised tufts of red-brown scales above, on three median segments.

Allied to *P. similis* and *P. costistrigaria*, and found also at Bombay and in Sikkim.

GEOMETRID.E.

***Geometra pallescens.*** (Plate CLI. fig. 3.)

Expanse  $1\frac{1}{2}$  inch.

*Male.* White; a broad medial band, with curved outer margin, broadest on the costa of fore wing, where it occupies half the wing, and is diffused to the base, narrowing towards inner margin, broadening again on disc of hind wing and narrowing at inner margin;

followed after a short interval by a diffused and broken band; a spot on outer margin above outer angle of fore wing; another at apex of hind wing—all these markings blue-grey during life, fading to pale olive-brown after death; a white spot at lower extremity of cell of fore wing; a white line closing cell of hind wing. Underside white.

Allied to *G. (Comibæna) partita*.

***Thalera aculeata.*** (Plate CL. fig. 5.)

Expanse  $1\frac{1}{4}$  inch.

*Female.* Fore wing with apex produced and very acute; outer margin nearly straight; the tail between second and third median nervules of hind wing sharply pointed and rather long. Sap-green in colour; a nearly straight and erect narrow pale band just beyond middle of fore wing, continued across the hind wing, but slightly waved towards inner margin; costa and cilia of both wings ochreous; a dark antecilia line. Underside greenish white. Antennæ ochreous; frons blood-red; fore and hind pairs of legs tinged with red in front; thorax green; abdomen paler.

Closely allied to *T. acutissima*, from which it differs in having the band of hind wing waved.

***Thalera graminea.*** (Plate CLl. fig. 1.)

Expanse  $1\frac{1}{2}$  inch.

*Male.* Apex of fore wing slightly acute; a very slight tail to hind wing. Grass-green in colour. Both wings with very indistinct waved pale antemedial and postmedial lineal bands; a series of white antecilia specks on a dark antecilia line; cilia silvery grey. Costa of fore wing ochreous, with black spots and streaks. Underside greenish white; costa of both wings ochreous. Antennæ white.

Allied to *T. pilaria* and *quadraria*.

***Thalera undularia.*** (Plate CLl. fig. 2.)

Expanse  $\frac{3}{4}$  inch.

*Male.* Antennæ fringed with hairs; apex of fore wing somewhat acute; a very slight tail to hind wing. Grass-green in colour. Both wings with a much waved subbasal white band with dark outer border; a similar submarginal band with dark inner border; an indistinct dark lunule at end of cell. Underside pure white. Antennæ and head white.

*Female.* Similar to male, but with broader wings and simple antennæ.

**Thalera unifascia.** (Plate CLI. fig. 7.)

Expanse 1 inch.

*Male.* Apex of fore wing acute; outer margin nearly straight; outer margin of hind wing slightly angled, but with no tail. Grass-green in colour; the costa of fore wing ochreous brown; both wings crossed by a darker waved and indistinct postmedial band; an indistinct darker line at end of cell of hind wing. Underside: fore wing pale green, except the area near the inner margin, which is greenish white, as also the hind wing.

**Thalera uniformis.** (Plate CL. fig. 11.)

Expanse  $1\frac{1}{4}$  inch.

*Male.* Antennæ pectinated, the shaft white: apex of fore wing somewhat acute; outer margin nearly straight; outer margin of hind wing slightly angled, but with no tail. Blue-green in colour; a series of postmedial white specks on the nervules. Underside paler. Abdomen reddish brown except near base.

Allied to *T. (Geometra) dicissa*, which is larger, paler, and without the postmedial series of white specks.

**Zamarada excisa.**

*Zamarada translucida*, ♀, Moore, *Lep. Ceyl.* iii. p. 432, pl. 197. f. 2 (*nec Walker*).

Expanse  $1\frac{1}{4}$  inch.

*Female.* Allied to *Z. translucida*, Walker, from which it differs in having a square indentation in the exterior border of both wings from first to third median nervules, which extends nearly to the outer margin, while in *Z. translucida* in both sexes the inner margin of the border is much more regular.

**Eucrostis smaragdus.** (Plate CLI. fig. 15.)

Expanse  $1\frac{7}{8}$  inch.

*Male.* Antennæ heavily pectinated. Emerald-green in colour. Fore wing: costa white with a pink line below it, expanding into two pink-ringed white spots at one third and two thirds from base; a similar spot at middle of inner margin, with a small white one above it at origin of first median nervule having traces of a pink edge; a pink-ringed white spot on third median nervule; small white ones with traces of pink on the nervules above and below it: outer margin of both wings white, bounded inwardly by a dark lunulate line, expanding into pink-ringed white spots at outer angle of fore wing, third median nervule, and anal angle of hind wing. Cilia pink at origin, buff at tips. Underside white, green towards costa of fore wing.

Allied to *E. disparata*, which is without the spots and has a band across both wings.



## PALYADÆ.

**Eumelia olivacea.** (Plate CLI. fig. 17.)

Expanse  $1\frac{5}{8}$  inch.

*Male.* Yellowish olive-brown, uniformly marked with purple-brown strigæ; cilia chocolate-brown. Fore wing with a slightly curved and somewhat indistinct purple-brown transverse band one fourth from base; both wings crossed by a similar but distinct medial band. Underside like the upperside, but more thickly marked with strigæ; a maculate purple-brown band from costa one fifth from apex to outer angle, continued as a submarginal maculate band on hind wing.

## EPHYRIDÆ.

**Ephyra rubra.** (Plate CLI. fig. 8.)

Expanse 1 inch.

*Female.* Pinkish red, thickly marked with brown strigæ and patches, so close together on costal area of both wings as to make them appear quite brown; a small black spot at end of cell of each wing; cilia yellow. Underside pinkish white, with numerous faint brown strigæ.

Near *E. abhadraca*, but much redder and without the pale spots of that species.

**Ephyra maculifascia.** (Plate CLI. fig. 9.)

Expanse  $1\frac{1}{2}$  inch.

*Male* with bipectinated, *female* with simple, antennæ. Bright ochreous yellow, irrorated with blackish scales, which are thickest along costa of fore wing. Fore wing with an antemedial blackish band, obsolescent except for a spot below the costa and another on submedian nervure. Both wings with a conspicuous black spot with paler centre at end of cell; a maculate postmedial black band, highly concave to first median nervule, then straight to inner margin. Underside as above, but thickly marked with strigæ; the markings less distinct; the antemedial band of fore wing quite obsolete.

Nearest to *E. invexata*.

## MACARIIDÆ.

*Tephрина? fumosa.* (Plate CLI. fig. 19.)

Expanse  $\frac{3}{4}$ – $1\frac{1}{2}$  inch.

*Male.* Antennæ heavily pectinated. Dark purplish grey, thickly marked with dark strigæ. Fore wing with antemedial, medial, and postmedial slightly curved and waved black-brown bands; a black spot at end of cell. Hind wing with the medial and postmedial bands continued across it; a small black spot at end of cell. Both wings with a series of anteciliary specks. Underside suffused with ochreous; a dark spot at end of cell, and postmedial band.

*Female* with antennæ simple.

*Gonodela triangulata.* (Plate CLI. figs. 4, 10.)

Expanse  $1\frac{1}{6}$  inch.

*Male.* Antennæ slightly pectinated. Ground-colour purplish-grey irrorated with blackish scales. Fore wing: costa pale brown with blackish streaks; three somewhat indistinct narrow dark bands on a pale brown ground—one antemedial, concave, one medial, very indistinct and inwardly-oblique, the other postmedial, inwardly-oblique and elbowed outwards below a red-brown triangular mark on the costa; a spot of the same colour below the elbow. Hind wing with the medial and postmedial bands of fore wing continued across it; a large dark patch beyond the latter from costa to second median nervule. Both wings with small black spot at end of cell, and anteciliary lunulate line. Underside paler, with dark strigæ; a medial band from below cell of fore wing to inner margin of hind wing: both wings with broad postmedial dark band, chestnut-brown towards costa of fore wing, and diffused to the outer margin below the apex and at outer angle of both wings.

*Female.* Antennæ simple: ground-colour paler, and suffused with olive-green; the markings more diffused; the postmedial band duplicate on both wings, the patch outside it on hind wing olive-green with dark margins: underside with medial band of fore wing not obsolete towards costa.

Allied to *G. myandaria*, the bands of which are straighter.

*Azata subfasciata.* (Plate CLI. fig. 20.)

Expanse, ♂  $\frac{5}{8}$ , ♀  $1\frac{1}{2}$  inch.

*Male* and *female.* Pale olive-brown in colour, not purple-grey as in *A. quadraria*, to which it is closely allied; the bands obsolescent and narrower; the postmedial band of fore

wing pale, with traces of dark margins; a diffused blackish spot beyond it on each side of third median nervule; hind wing with the postmedial band pale and very indistinct and marked with small black points on the nervules; no submarginal band; cilia blackish at emargination of fore wing below apex. Underside rather brighter yellow; outer marginal area reddish.

*Azata?* *emarginata*. (Plate CLI. fig. 14.)

Expanse  $\frac{3}{4}$ – $\frac{5}{6}$  inch.

*Male*. Fore wing emarginate below apex; purplish grey with a few dark striæ; a dark lunulate, slightly curved postmedial band; traces of a dark submarginal band; a chestnut patch on the outer margin below apex; cilia whitish, dark at apex, median nervules, and outer angle. One specimen has a pale spot on a chestnut patch at end of cell, and the area beyond it suffused with fuscous. Hind wing with a slight hook just below the apex; the outer margin almost straight from the hook to anal angle; pale, thickly mottled and striated with reddish-brown, and with dark brown near outer margin; a dark maculate postmedial line; cilia ochreous white, black at hook. Underside paler; the markings obsolete or indistinct; basal area of hind wing white.

*Azata?* *palliata*. (Plate CLI. figs. 5, 11.)

Expanse ♂  $1\frac{1}{6}$ , ♀  $1\frac{1}{2}$  inch.

Apex of fore wing hooked and acute; outer margin slightly rounded, not emarginate below apex.

*Male*. Antennæ ciliate on both sides; basal area whitish, thickly mottled with pale purple-grey and tinged with olive-brown; outer area olive-brown; indistinct antemedial and submarginal dark transverse lines; a series of anteciliary black specks; cilia reddish brown. Hind wing similar to fore wing but the antemedial band more distinct; a dark spot at end of cell; four reddish-brown specks on the nervules towards inner margin; apical area like basal area and not reddish brown; submarginal line on apical area dark, on olive-brown area pale. Underside similar to upperside, but outer areas not olive-brown, a dark spot at end of cell of fore wing; a white subapical spot; submarginal band of fore wing obsolete.

*Female*. Antennæ simple. Uniform whitish grey irrorated with dark specks; antemedial band very indistinct; a postmedial band of reddish-brown specks on the nervules of both wings; submarginal band obsolete. One specimen has a large dark patch between second and third median nervules of fore wing.

*Azata ? excisa.* (Plate CLI. fig. 13.)

Expanse  $\frac{3}{4}$  inch.

*Male.* Fore wing with apex acute; outer margin below it excised: hind wing with a slight point at second median nervule. Wings purplish grey with numerous dark strigæ. Fore wing with a brown band from costa one third from apex to inner margin near outer angle; a brown dark-bordered marginal band. Hind wing with two bands as on fore wing, but the discal one highly concave and approaching the outer margin.

## FIDONIIDÆ.

*Corymica exiguinota.* (Plate CLI. fig. 12.)

Expanse  $1\frac{1}{8}$  inch.

*Male.* Bright yellow, with a few scattered red-brown scales. Fore wing with the basal half of the costa reddish brown, suffused with grey scales towards the base, and with two chestnut-coloured spots on it, one third and one half from base; inner margin with a small chestnut vertical patch just beyond the middle and another near the outer angle; outer margin with a chestnut patch below the apex. Hind wing with small chestnut spots on the costa corresponding in position with those on inner margin of fore wing. Cilia of both wings chestnut. Underside marked as above, but paler.

Allied to *C. specularia*, but differing from it and the other species of the genus in having a small chestnut subapical patch on the outer margin, which is the same on both upper and under sides, instead of a large apical patch on the underside showing through to the upperside.

*Gamoruna nigripuncta.* (Plate CLI. fig. 18.)

Expanse  $1\frac{3}{4}$ –2 inches.

*Male.* Head and palpi black; thorax, abdomen, and wings pale grey, mottled with small dark strigæ and more or less suffused with reddish ochreous. Fore wing with a straight dark band on a reddish ground from near the apex to inner margin two thirds from base, continued across the middle of hind wing as a dark band; a large round black spot on fore wing in interno-median area just outside the band: cilia ochreous-white, those of fore wing dark from apex to near outer angle. Underside with the markings obsolescent, more thickly mottled with dark strigæ.

A specimen in coll. A. Lindsay is without the large black spot.

*Plutodes nilgirica.* (Plate CLI. fig. 6.)

Expanse  $1\frac{1}{4}$  inch.

*Male.* Yellow, with pale red-brown markings, the edges of which are darker, and with a few silvery scales on them. Fore wing with a large patch occupying the whole base except above subcostal nervure, running out to an angle on the first median nervule; a somewhat rounded patch occupying the whole outer area, leaving narrow yellow costal and outer margins and a large patch of yellow on inner margin joined to the extremity of the basal patch. Hind wing with rounded outer margin; a basal patch, which extends to the end of the cell and along three fourths of the inner margin, with a convex outer edge; a large patch occupying most of the outer area, its inner edge indented between the median nervules, its outer edge rounded and slightly waved, and leaving a narrow yellow outer margin.

The shape and extent of the markings are quite different from the other species of the genus; the junction of the two patches of the fore wing distinguishes it from the other Indian species.

## ZERENIDÆ.

*Abraxas irrula.* (Plate CLII. fig. 1.)

Expanse  $1\frac{5}{8}$  inch.

*Male.* Antennæ serrated. Wings pale drab-colour, with fuscous markings and numerous small fuscous speckles. Fore wing with a small basal orange spot; a fuscous basal patch on the costa, beyond which is an indistinct band from the costa to the median nervure; an indistinct medial band; a postmedial interrupted one, which is joined at first median nervule by another band from the costa before the apex, with transverse streaks on the costa and inner margin beyond it; a series of marginal spots; cilia blackish in parts; cell clouded with fuscous, with a dark spot at its termination. Hind wing with a dark spot at upper end of cell; a maculate postmedial band; the cilia pale: some specimens with an indistinct ante-medial band. Underside of fore wing more clouded with fuscous than the upperside. Thorax and abdomen orange, spotted with black.

*Female.* More uniformly speckled and the bands of the upperside more indistinct.

*Abraxas adusta.* (Plate CLII. figs. 14, 6.)

Expanse, ♂  $1\frac{1}{2}$ , ♀  $1\frac{5}{8}$  inch.

*Male.* Antennæ closely bipectinated. Fore wing with a small basal yellow patch with a black spot on it; the remainder of wing suffused with dark brown with a reddish tinge,

leaving a small ochreous-white patch on inner margin near the base with two black spots on it, and a few ochreous-white scattered specks. Hind wing ochreous white, thickly mottled with fuscous; traces of a postmedial fuscous band. Underside as above, except that the hind wing has an ochreous-white streak at base of costa. Thorax and abdomen yellow, spotted with black.

*Variety.* Wings with the ground-colour darker, and mottled and striated with fuscous: fore wing without the reddish-brown tinge of the typical form and not so uniformly suffused. Underside with a series of black streaks on the nervules of both wings.

*Abraxas crocearia.* (Plate CLII. figs. 17, 8.)

Expanse, ♂  $1\frac{2}{3}$ , ♀  $1\frac{3}{4}$  inch.

*Male.* Fore wing almost wholly suffused with a dull lead-colour, so that only a few scattered spots of the orange ground remain; a darker spot at end of cell, and indistinct, slightly curved postmedial band which reaches the inner margin near outer angle. Hind wing dull lead-colour, with a very indistinct mark at end of cell and postmedial band, sometimes with scattered yellow spots. Thorax and abdomen orange, spotted with black.

*Female.* Normally like the male, but with more of the ground-colour remaining on both wings, and the postmedial band wanting. One specimen has the orange ground of the fore wing and yellow one of hind wing the prevailing colour, and thickly speckled with leaden spots and with two broad postmedial bands across each wing.

Allied to *A. poliaris*.

LARENTIIDÆ.

*Eupithecia annulata.* (Plate CLII. fig. 11.)

Expanse  $1\frac{1}{2}$  inch.

*Male.* Smoky grey, with the following pale-ringed black spots: fore wing with two between costa and subcostal nervure, one subbasal, the other antemedial; smaller ones below them on median nervure; two others on submedian nervure and inner margin one third from base: both wings with a conspicuous ovate spot at end of cell; a postmedial, slightly curved series on the nervules from costa to first median nervule; a pale lunulate submarginal line; cilia alternately pale and fuscous. Underside with the black spots at end of cell and postmedial series very conspicuous, but obsolete from second median nervule to inner margin of fore wing, and without the pale rings. Abdomen with black spots at sides and above.

Allied to *E. griseipennis*.

*Eupithecia variegata.* (Plate CLII. fig. 24.)

Expanse  $1\frac{1}{2}$  inch.

*Male.* Pale ochreous or reddish brown, irrorated with dark scales, and sometimes blotched or suffused with black over the greater part of the disc of fore wing and marginal area of both wings, obscuring most of the markings. Fore wing with three black strigæ from costa, antemedial, medial, and postmedial; three obliquely-superposed black antemedial spots on subcostal, median, and submedian nervures; a series of four black specks at end of cell, origin of first median nervule, interno-median interspace, and on submedian nervure; a post-medial series of black specks on the nervules of both wings, inwardly-oblique on fore wing, curved on hind wing; a series of black cilia specks; a black speck at end of cell of hind wing. Underside with the specks at end of cell and postmedial and cilia series only.

*Eupithecia dentifascia.* (Plate CLII. fig. 12.)

Expanse  $\frac{3}{4}$  inch.

*Male and female.* Fore wing dark brown and reddish brown; a narrow curved subbasal black band, the area beyond it somewhat paler; followed by a slightly darker broad medial band, inwardly-bounded by a curved black line, outwardly by a black line with pale outer border, nearly straight to third median nervule, then inwardly-oblique, and toothed at second median nervule, interno-median interspace, and inner margin; a black spot in centre of this band at end of cell; a fine waved line beyond the band after a short interval; an indistinct waved pale submarginal line. Hind wing with traces of two antemedial, a postmedial, and submarginal bands; the colour and markings obsolescent from median nervure to costa. Both wings with black antecilia line; cilia fuscous and reddish brown alternately. Underside paler, with scarcely a trace of markings.

Allied to *E. polycleata*.

*Eupithecia asema.* (Plate CLII. fig. 23.)

Expanse  $\frac{3}{4}$  inch.

*Male.* Milky white, suffused with pale brown, which seems to form traces of numerous waved bands over the whole fore wing, and towards inner and outer margins of hind wing. Underside: fore wing suffused with fuscous; hind wing with dark medial and submarginal bands.

*Eupithecia fasciata.* (Plate CLII. fig. 22.)

Expanse  $\frac{3}{4}$  inch.

*Female.* Pale ochreous grey, with the following inwardly-curved and somewhat diffused dark brown bands: one a fourth from base of costa of fore wing to near base of inner margin of hind wing; from costa just before middle to inner margin one third from base; from costa two thirds from base to almost the same point on inner margin of hind wing; from near apex to middle of inner margin. Hind wing with submarginal band. Both wings with indistinct spot at end of cell. Underside pale, with markings indistinct.

Also two specimens from the Solomon Islands in coll. B. M.

*Eupithecia deleta.* (Plate CLII. fig. 20.)

Expanse  $\frac{5}{6}$  inch.

*Male.* Fore wing whitish, suffused with fuscous and with pale olive-green towards outer margin; a curved black medial line obsolescent towards inner margin; an irregular post-medial one, outwardly-oblique to third median nervule, then inwardly-oblique and obsolescent; a pale submarginal line; blackish patches towards apex and outer angle, and two streaks in the discoidal interspace. The whole wing has a blurred appearance as if it had been rubbed longitudinally. Hind wing: basal area ruddy brown, crossed by four or five wavy black lines; outer area pale and tinged with olive-green, a paler patch at centre of outer margin, the apical area dark brown, irrorated with grey scales; outer area also crossed by three or four dark wavy lines. Underside pale grey, suffused with fuscous, and crossed by four or five indistinct fuscous diffused bands; an indistinct lunule at end of cell of each wing.

*Eupithecia ectochloros.* (Plate CLII. fig. 19.)

Expanse  $\frac{5}{6}$  inch.

*Male.* Fore wing: basal two thirds smoky brown, dark green below submedian nervure, with traces of several wavy darker transverse lines towards the base, a black lunule at end of cell; a wavy postmedial curved black band; outer area olive-green; an indistinct lunulate pale submarginal band; outer margin suffused with fuscous. Hind wing: basal two thirds smoky brown, bounded by a wavy black postmedial band; outer area olive-green; outer margin fuscous; a dark lunule at end of cell. Underside fuscous; a dark lunule at end of cell and curved postmedial dark band to each wing.

*Eupithecia bifasciata.* (Plate CLII. fig. 13.)

Expanse  $\frac{3}{4}$  inch.

*Male.* Fore wing pale olive-green, irrorated with black scales; broad ante- and post-medial darker bands with somewhat irregular edges, the postmedial band with some black



marks on it beyond the lower extremity of the cell; a small black patch on the costa near the apex; two others on outer margin, one below the apex, the other at centre. Hind wing fuscous, the base and a medial band paler. Underside marked much as upperside, but paler, and with fore wing more suffused with fuscous.

ANDRAGRUPOS, g. n.

Allied to *Tramba*.

*Male*. Antennæ ciliated on both sides; a large hooked point on inner margin of fore wing extending almost across the hind wing; the apex of fore wing rounded; the outer margin rounded and produced to the hook; the submedian nervure somewhat waved, and reaching the outer margin at base of hook.

*Female*. Antennæ simple; fore wing of the usual shape; outer and inner margins nearly straight.

*Andragrupos violacea*. (Plate CLII. figs. 15, 16.)

Expanse  $\frac{7}{2}$  inch.

*Male and female*. Pale violaceous, suffused with purple. Fore wing with a somewhat waved, narrow, dark purplish antemedial band; a spot at end of cell; a waved dark purplish band from costa one fourth from apex to inner margin near outer angle in female, produced to the extremity of the hook in male; the area beyond this band more deeply suffused with purple; an indistinct pale submarginal line; a series of anteciliary specks. Hind wing with indistinct antemedial and medial dark purplish bands; a spot at end of cell; apical area more deeply suffused with purple. Underside with markings obsolescent.

*Remodes melanocera*. (Plate CLII. fig. 10.)

Expanse 1 inch.

*Male*. Fore wing pale olive-green, purple-brown towards the outer margin; some purple-brown along costa, especially towards the apex; a purple-brown waved narrow band near the base; numerous indistinct pale waved bands between the end of cell and outer margin. Hind wing cinereous; basal vesicle small; outer margin rounded, not cleft, lobed, or scalloped. Palpi brown; antennæ black; head and thorax olive-green; abdomen and underside cinereous.

Allied to *R. abnormis*.

*Anticlea multilinea.* (Plate CLII. fig. 2.)

Expanse  $1\frac{1}{4}$  inch.

*Female.* Fore wing olive-green suffused with dark brown; some reddish brown on the disc; numerous black transverse waved lines across basal area; three just beyond the cell from costa to third median nervule; traces of fuscous waved bands across outer area; a very indistinct waved pale submarginal band. Hind wing smoky brown, the outer margin olive-green; traces of dark waved bands across the disc. Both wings with black anteciliary waved line. Underside pale ochreous, suffused with fuscous, especially towards outer margin; a broad indistinct postmedial pale band.

*Scotosia fuliginea.* (Plate CLII. fig. 4.)

Expanse  $1\frac{1}{3}$  inch.

*Female.* Fore wing with very indistinct antemedial and postmedial black bands, and lunule at end of cell; the whole area between the postmedial band and the base clouded with smoky black; the outer area grey, irrorated with brown scales, with a fuscous lunulate mark on it below the costa, a ferruginous similar mark below that, and some very indistinct ones towards inner margin; a smoky apical and subapical patch, which joins the postmedial band at discoidal nervules. Hind wing grey, mottled with pale brown and irrorated with dark brown scales; some black streaks on the nervules of the disc; an indistinct postmedial waved band. Both wings with a much interrupted marginal black line. Underside grey, uniformly mottled with smoky black.

*Cidaria fumipennis.* (Plate CLII. fig. 7.)

Expanse  $1\frac{1}{6}$  inch.

*Male.* Antennæ heavily pectinated. Fore wing: ground-colour dark bluish grey, evenly marked with pale brown, dark brown, and black waved transverse lineal bands, leaving an irregular, somewhat broad, medial band of the ground-colour, with a black dot on it at end of cell. Hind wing pale bluish grey, with black anteciliary line. Underside: fore wing bluish grey; hind wing whitish; both wings suffused with black, and with very indistinct postmedial and marginal bands.

*Cidaria albilinea.* (Plate CLII. fig. 9.)

Expanse  $1\frac{1}{3}$  inch.

*Female.* Fore wing: basal area dark brown, with traces of waved transverse black lines; then a red-brown band with traces of waved transverse black lines, and bounded on both sides

by a silvery-grey line; a broad, irregular, purple-brown medial band, bounded outwardly by a wavy silvery-white line and crossed by numerous black lineal bands, leaving a large grey black-outlined ovate spot, with chestnut centre, at the extremity of the cell, and a small round similar spot without the chestnut centre below the submedian nervure; outer area red-brown, with indistinct wavy transverse black lines, and a lunulate grey submarginal line; cilia smoky brown. Hind wing fuscous, whitish towards costa; a black maculate anteciliary line; cilia ochreous white. Underside: fore wing fuscous; costa ochreous in parts; indistinct medial and postmedial bands; hind wing ochreous-white, suffused with black; a black spot at upper end of cell; slightly wavy postmedial and diffused submarginal blackish bands.

*Cidaria subapicalis*. (Plate CLIII. fig. 1.)

Expanse, ♂  $1\frac{1}{6}$ , ♀  $1\frac{1}{4}$  inch.

*Male and female*. Antennæ simple in both sexes. Fore wing: basal area brown, crossed by one and bounded by another slightly wavy blackish band, with traces of another between them; followed by an olive-brown band, with traces on it of two brown bands; a broad medial brown band, bounded by wavy blackish lines and crossed by two irregular ones near the centre which nearly meet at the costa, lower end of cell, and inner margin, with other indistinct wavy lines on each side of them; exterior area olive-brown, suffused in parts with brown, and crossed by two wavy brown bands, and with traces of another close to the medial band; a black line from the apex inwardly-oblique to first discoidal nervure, then outwardly-oblique to outer margin above second median nervure; a black spot close to the outer margin below first median nervure; a black anteciliary line. Hind wing fuscous; cilia pale brown. Underside: fore wing fuscous; costa ochreous; a very prominent and large black patch below the costa near the apex, with a square ochreous patch on the inner side of it, and an indistinct lunulate band from it to inner margin; a postmedial indistinct curved band; traces of other bands near costa: hind wing ochreous white suffused with black; a black lunule at upper extremity of cell; wavy antemedial and medial lineal blackish bands; a lunulate postmedial blackish band.

*Cidaria multilineata*. (Plate CLIII. fig. 8.)

Expanse  $1\frac{1}{2}$  inch.

*Male*. Fore wing: basal two thirds dark ruddy brown, outer area paler, a rather darker subbasal curved band, outlined by wavy black lines, and with a wavy black line through its middle; similarly marked medial and postmedial bands, which join below the end of the cell and enclose a pale patch on the costa and two small round ones towards inner margin; three wavy lines between the subbasal and medial bands, and three or four traversing the outer area, which has dark diffused patches near apex, outer angle, and middle of outer margin. Hind wing pale brown, with a ruddy tinge, crossed by numerous indistinct wavy dark lines,

of which two are antemedial and four or five postmedial. Underside pale fuscous, a black lunule at end of cell of each wing, followed by two waved lines; outer area darker, with a broad pale postmedial band and some pale marks along outer margin.

*Female* with upperside of fore wing paler than in the male, and with an olive-brown (not ruddy) tinge.

*Collix suffusa.* (Plate CLIII. figs. 15, 23.)

Expanse  $1\frac{1}{3}$  inch.

*Female.* Fore wing shaped as in *C. ghosha*, not elongate as in *C. hypospilata*. Upperside very like *C. ghosha*: fore wing with no black dot at end of cell; a submarginal series of pale dots instead of the lunulate line: the bands of both wings more indistinct and less waved. Some specimens have a large white spot below the costa near the apex of fore wing; others have white spots and streaks near the apex, outer margin, base, and costa of fore wing, and anal angle and outer margin of hind wing. Underside differs from *C. ghosha* in being fuscous; the spots at end of cell of both wings almost round; the bands obsolescent, instead of very conspicuous.

*Collix leprosa.* (Plate CLIII. figs. 2, 9.)

Expanse 1 inch.

*Male and female.* Allied to *C. ghosha*, but with no black dot at end of cell of fore wing; the medial band on both wings curved more outwards at middle; the wings much marked with white, which is sometimes suffused over nearly the whole costal area, with blotches towards the outer margin of both wings, and sometimes appears as patches near the costa and specks on the outer area of both wings, sometimes as a greyish suffusion over the whole fore wing and outer area of hind wing. Underside fuscous, a round black spot at end of cell of both wings; some black marks along the costa of fore wing, and no submarginal band; hind wing with the band more medial, bent outwards at the second median, not subcostal nervule; a series of pale submarginal specks to both wings.

IDCÆIDÆ.

*Idcæa ochracea.* (Plate CLIII. fig. 3.)

Expanse  $\frac{1}{2}$  inch.

*Female.* Closely allied to *I. attentata*, but larger and pale reddish ochreous in colour; the two postmedial bands of fore wing more waved and bent inwards near the costa; the two submarginal bands on both wings more indistinct; no series of black antecostal specks. Underside ochreous white, with scarcely a trace of fuscous suffusion; fore wing with bands as on upperside; hind wing with maculate submarginal band and a trace of the antemedial band.

*Craspedia linearis*. (Plate CLIII. fig. 13.)

Expanse  $1\frac{1}{2}$  inch.

*Male*. Ochraceous. Fore wing with slightly waved antemedial transverse brown line. Both wings with a dark dot at end of cell; an indistinct slightly waved band from costa of fore wing just beyond middle to inner margin of hind wing, somewhat darker than the ground-colour, and bent outwards below costa of fore wing and inwards round the dot at end of cell of hind wing; a fine waved transverse postmedial brown line across both wings, elbowed outward below costa of fore wing; faint traces of two submarginal lunulate bands; a dark anteciliary line. Underside paler; fore wing without antemedial line.

*Female* paler.

Allied to *C. addictaria*, but larger and without the dark patches outside the postmedial line on fore wing.

*Craspedia latimarginaria*. (Plate CLIII. fig. 6.)

Expanse 1 inch.

*Female*. Basal area whitish, suffused with brownish grey. Fore wing with an indistinct pale brown, nearly straight, and inwardly-oblique antemedial band; both wings with a similar medial band and well-marked brown postmedial band, the area beyond it brownish grey. Hind wing with ochreous-brown dot at end of cell; a dark grey anteciliary line. Underside white, slightly suffused with fuscous, especially the outer marginal area of fore wing; no antemedial band to fore wing.

*Pseudasthena permutans*. (Plate CLIII. figs. 17, 18, 19, 20, 21.)

Expanse 1 inch.

Both sexes extremely variable in colour.

*Male*. Bright yellow, with darker yellow patches; the costa suffused and blotched with purple, especially one large blotch towards apex. Hind wing with a deep red patch, then a large purple blotch on inner margin near base. Other specimens with the costa of fore wing and basal and outer areas of both wings thickly spotted with purplish pink, leaving an ill-defined medial yellow band.

*Female*. Either yellow almost wholly suffused with purplish pink, or deep red mostly suffused with purple, or almost wholly purple-brown; the ground-colour always coming to points at apex, centre of outer margin, and exterior angle of each wing, leaving two bright yellow lunulate marginal patches on each wing, one from apex to centre, the other from centre to exterior angle, and inwardly bounded by a red line; fore wing with a dark spot at end of cell; hind wing with a white one.

Underside of both sexes paler. Shaft of antennæ pink; pectination in male brownish.

Allied to *P. grataria*.

*Hyria vinacea.* (Plate CLIII. fig. 4.)

Expanse  $\frac{7}{12}$  inch.

*Male.* Vinous red. Fore wing with a very indistinct narrow eurved dark band; a large black spot at end of cell; a narrow curved and waved black band just beyond the middle; some black specks on costa towards apex; an indistinct paler patch on and below the costa near the apex; some black specks on outer margin below the apex. Hind wing with a dark spot at end of cell; an irregular waved dark medial band, with some ochreous white on its outer edge towards the inner margin. Underside grey suffused with fuscous; a dark spot at end of cell; a eurved medial band to each wing.

*Hyria griseipennis.* (Plate CLIII. fig. 11.)

Expanse  $\frac{7}{12}$  inch.

*Male.* Pale grey, irrorated with dark scales; both wings crossed by irregular waved ante- and postmedial dark brown lines. Fore wing with a series of antecilia specks and a dark brown cilia line; hind wing with the bases of the cilia dark brown, the tips grey. Underside grey suffused with fuscous; a faint dark spot at end of cell and postmedial band on each wing.

*Hyria pulchella.* (Plate CLIII. fig. 22.)

Expanse  $\frac{3}{4}$  inch.

*Male.* Apex of fore wing rounded, outer margin straight; outer margin of hind wing scalloped; antennæ annulated; palpi short and porrect. Fore wing with the costal half of basal three fourths of wing red-brown; the area below the median nervure and third median nervule gamboge-yellow with metallic reflections; a black speck in the middle of the cell; this basal three fourths of the wing crossed by four or five very indistinct dark bands; outer area purplish grey, the costa white, crossed by three waved brown bands. Hind wing purplish grey, with five very indistinct dark bands, some gamboge-yellow towards the base, and a black spot in the cell. Underside with costal portion of basal area of fore wing fuscous brown; inner area pure white, outer area fuscous. Hind wing with the basal third pure white; the remainder of wing fuscous.

*Venusia chrysoecilia.* (Plate CLIII. fig. 16.)

Expanse  $\frac{3}{4}$  inch.

*Male.* Fore wing with apex somewhat produced and acute, the outer margin nearly straight; hind wing very slightly angled at centre of outer margin. Both wings reddish, irrorated with dark scales. Fore wing with a dark purple band from costa one fourth from

apex to outer angle. Hind wing with dark purple medial band; the outer margin of both wings and apical half of costa of fore wing dark purple; cilia long and bright golden-yellow; some minute purple specks on those of fore wing. Underside paler.

**LOPHOPHLEPS, g. n.**

Wings short and square; outer margin of fore wing nearly straight, rounded just before outer angle; submedian nervure bent downwards towards outer angle, just beyond middle. Hind wing with its outer margin angled below apex, then straight to anal angle.

*Male* with a tuft of long hairs on underside of submedian nervure of fore wing near the base, lying along the costa of hind wing and reaching to its apex.

*Female* unknown.

**Lophophleps purpurea.** (Plate CLIII. fig. 12.)

Expanse  $\frac{1}{2}$  inch.

*Male.* Fore wing pale dull purple; costa pale ochreous; two ochreous narrow waved bands—one postmedial, one submarginal. Hind wing: costal area pale ochreous; inner area purplish, and crossed by two ochreous bands, medial and postmedial. Underside dull purplish white; the bands very faint. The tuft of hair on submedian nervure of fore wing in male ochreous.

**Asthena maculifascia.** (Plate CLIII. fig. 5.)

Expanse  $\frac{1}{2}$ – $\frac{3}{4}$  inch.

*Female.* Bright yellow, thickly marked with small orange blotches; costa of fore wing purplish; very indistinct waved orange antemedial and postmedial bands to both wings; a submarginal band of purplish blotches. Underside paler yellow, with a narrow waved purplish band just beyond middle and a submarginal band of large purplish subjoined blotches.

Allied to *A. (Hyria) bilineata*, which is paler, with the antemedial band straight.

**Luxiaria hypaphanes.** (Plate CLIII. figs. 7, 14.)

Expanse  $1\frac{1}{3}$  inch.

*Male and female.* Grey with a slight purple gloss, and irrorated with pale reddish scales; the markings of the upperside obsolescent. Both wings with indistinct waved fuscous subbasal medial and postmedial bands, each with a fuscous mark at its origin on

the costa of fore wing; the postmedial band in some specimens consisting of reddish specks on the nervules, and with a reddish blotch below the costa of fore wing; a black anteciliary line. Hind wing with a black speck at end of cell. Underside ochreous white, with scattered brown striæ. Both wings with dark brown markings, which consist of a spot at end of cell; a curved medial band; a double lunulate postmedial band, more or less diffused towards outer margin, and with a series of specks on the nervules inside it; and a marginal band. In some specimens the postmedial band on the underside of the hind wing is single.

Allied to *L. exclusa*.

### SICULIDÆ.

*Microsca striativena*. (Plate CLIV. fig. 1.)

Expanse  $\frac{1}{2}$  inch.

*Male*. Both wings pale ochreous white, with very indistinct darker markings, among which medial and submarginal are recognizable. Cilia ferruginous. Underside: fore wing with numerous short transverse striæ on the costa; five black streaks on each side of the middle portion of the subcostal nervure, continued as streaks on the subcostal nervules; two large ferruginous patches covering the greater part of the basal area to the end of the cell.

Nearest to *M. pallida*, but without the subapical white patch.

### PYRALIDÆ.

*KOPTOPLAX*, g. n.

*Male*. Palpi upturned, extending above the vertex of the head; the first joint very thickly pilose, the second joint less so. Antennæ closely bipectinate, the branches short. Fore wing with the apical third of the costa cut off, the cut margin folded over on the upper surface of the wing.

*Female* unknown.

Allied to *Otopla*, Walk., the costa of which is more bent forwards and the apex much more truncate; also to *Oromena*, from which it differs in having the second joint of the palpi much more pilose and the apex of fore wing in male being truncate.



**Koptoplax lindsayi.** (Plate CLIV. fig. 17.)

Expanse 2 inches.

*Male.* Fore wing olive-green, with black bands; the inner margin black, irrorated with white scales and hairs; a black basal spot; a narrow waved black band from costa to subcostal nervure, closely followed by a broad antemedial band, mottled with olive and grey scales, and with waved margins; followed, after a short interval, by an indistinct narrow waved black band; the broad medial area olive-green, with some indistinct dark marks on the costa; a large black spot centred with grey scales at the end of the cell, and a white spot above it on the costa; a broad black lunulate postmedial band from the point where the truncation of the costa commences, irrorated with white scales, especially towards the costa, and with a waved black line on its inner margin; a series of black submarginal lunules, the fourth from costa filled in by white. Hind wing: basal area brownish yellow; a waved fuscous medial band, followed by a narrow brownish-yellow one; outer area fuscous; a white line at anal angle, with a black patch above it. Underside: basal area yellowish; outer area fuscous: fore wing with a black medial band, which divides and encloses a spot of the ground-colour beyond the end of the cell: hind wing with a black lunule at end of cell, waved medial and postmedial blackish bands, and blackish spot at anal angle.

Somewhat similar to *Otopla jarbasalis*, Walk. (in Mus. Oxon.), from Sarawak, in markings, also to *Oromena relinquenda*, Walk., the hind wing of which has the basal area pale fuscous and is without the medial band. Still more like *O. relinquenda* (*sic*), Moore (nec Walk.), Lep. Atk. p. 160, the fore wing of which is mottled with white and the apex of male entire.

**Balanotis exvinacea.** (Plate CLIV. fig. 9.)

Expanse  $1\frac{1}{2}$  inch.

*Female.* Fore wing: basal two thirds pale brown with a greenish tinge, especially on the middle of disc; outer third vinous pink; the whole wing irrorated with blackish scales; a waved black band from beyond centre of costa outwardly-oblique and curved to second median nervule, then nearly straight to inner margin one fifth from outer angle; a series of antecial black spots. Hind wing entire fuscous, with a pinkish tinge; an antecial dark line. Cilia of both wings pinkish, dark at veins. Underside fuscous; a curved postmedial band across both wings; some paler streaks along costa of fore wing.

**Cenodomus rotundinidus.** (Plate CLIV. fig. 16.)

Expanse  $1\frac{2}{3}$  inch.

*Male.* Pale cinereous white, irrorated with dark scales. Fore wing with a broad dark and pale brown tufted subbasal band, followed by a narrow dark inwardly-oblique and irre-

gular one; a pale brown tuft at end of cell; two waved pale brown postmedial bands, inwardly-oblique from costa to subcostal nervure, then concave to third median nervule and convex to outer margin. Hind wing with a dark medial band, sometimes very obscure; the two waved postmedial bands evenly curved. Both wings with a dark lunulate anteciliary line. Underside: ground-colour white suffused with smoky brown, the markings dark and obscure; some specimens with a dark spot at end of cell of each wing.

The larvæ feed on a tree of the laurel tribe, and turn to pupæ in a round ball of the leaves and web spun together, of about 3 inches diameter, about six larvæ to each ball—not in long silken tubes, as does *C. hockingi*.

*Stemmatophora salmo*. (Plate CLIV. fig. 18.)

Expanse  $1\frac{1}{3}$ – $1\frac{1}{2}$  inch.

*Male*. Ochreous pink. Fore wing with a dark, nearly straight, and slightly outwardly-oblique antemedial band, with a paler inner margin; a similar slightly curved and inwardly-oblique postmedial band with pale outer margin; a dark spot at end of cell. Hind wing pinker externally; the two bands of fore wing continued across the wing but less distinct, curved and nearing each other at submedian nervule, then bent inwards towards the base. Underside redder; no antemedial band to either wing; a dark speck at upper end of cell of hind wing.

*Stemmatophora? longipennis*. (Plate CLIV. fig. 20.)

Expanse  $\frac{1}{2}$  inch.

*Female*. Fore wing very long, narrow, and acute at apex. Both wings purplish, irrorated with dark scales. Fore wing with an indistinct slightly curved dark medial band and traces of a very indistinct postmedial one. Hind wing with antemedial and medial curved bands. Both wings with anteciliary dark band. Underside: fore wing suffused with black, especially towards base; both wings with a dark spot at end of cell and a postmedial band bent outwards to near outer margin at first median nervule, then to inner margin near outer and anal angles.

*Actenioides fuscalis*. (Plate CLIV. fig. 5.)

Expanse  $\frac{2}{3}$ – $\frac{5}{6}$  inch.

*Male*. Dull brown, slightly suffused with pink. Fore wing with an indistinct nearly straight inwardly-oblique medial pale band from below end of cell to inner margin. Both wings with indistinct postmedial band, slightly irregular on fore wing, nearly straight on hind wing. Underside with postmedial band only.

## KOREMALEPIS, g. n.

*Male*. Palpi upturned, reaching above the apex of the head, heavily scaled to the tips. Antennæ closely ciliated at the base, the cilia reduced in length towards the tip; patagia produced into long brushes, extending backwards to the end of the second segment of abdomen.

*Female*. With the second joint of the palpi less heavily scaled; the antennæ simple; the patagia normal.

Allied to *Stemmatophora* and *Pyralis*, differing from the former in the upturned palpi, from the latter in the ciliated antennæ of the male, and from both in the elongated brush-like patagia.

*Koremalepis scopula*. (Plate CLIV. figs. 2, 15.)

Expanse, ♂ 1, ♀  $1\frac{2}{3}$  inch.

*Male* and *female*. Wings clad with dark-red and brown scales. Fore wing with antemedial and postmedial narrow ochreous bands, slightly waved in the male, nearly straight in the female; some pale specks on the costa between the two bands. Hind wing with the bands antemedial and medial and approaching each other towards the anal angle. Both wings with an anteciliary pale line. Underside with an indistinct dark spot at the end of cell of each wing and the outer of the two bands only. Male with the brushes of the patagia black.

*Pyralis latifascia*. (Plate CLIV. fig. 8.)

Expanse  $\frac{3}{4}$ – $1\frac{1}{2}$  inch.

*Male*. Antennæ simple. Fore wing ochreous grey; a black, slightly waved, and outwardly-oblique antemedial band; a similar but nearly erect postmedial one, outwardly-angled at third median and submedian veins; the area between these two bands suffused with black, so as to form in appearance one wide medial band, with a black spot on it at end of cell, and the costa above it with black streaks alternating with grey ones; outer area irrorated with black; a series of anteciliary black spots. Hind wing fuscous, with pale and black anteciliary lines. Underside suffused with black; both wings with an irregular postmedial band and spot at end of cell, which sometimes is very indistinct.

**Pyralis albolinealis.** (Plate CLIV. fig. 10.)

Expanse  $\frac{3}{8}$  inch.

*Male.* Antennæ simple; palpi rather long; fore wing rather acute at apex. Both wings dark purplish brown; crossed by a nearly straight inwardly-oblique antemedial whitish line, which becomes subbasal on the hind wing; a similar postmedial line angled outwards at third median nervure and inwards at submedian nervure of fore wing, slightly curved and irregular on hind wing; a white anteciliary line. Underside paler, and without the anteciliary line on either wing.

**Herculia aurociialis.** (Plate CLIV. fig. 19.)

Expanse  $1\frac{1}{2}$  inch.

*Male.* Antennæ simple; fore wing with apex acute; outer margin slightly excised below the apex and above outer angle. Both wings rich purple-brown, with traces of a red ground-colour; a very indistinct dark spot at end of cell, and antemedial and postmedial dark bands nearing each other towards inner margin of hind wing; cilia bright golden yellow. Underside paler and redder, and without the antemedial band.

**Herculia ochreicilia.** (Plate CLIV. fig. 3.)

Expanse  $\frac{3}{4}$  inch.

*Male.* Antennæ ciliated; apex of fore wing acute; outer margin evenly rounded. Fore wing dark purple; hind wing dark red, with purple margins. Both wings crossed by wavy ochreous antemedial and postmedial lines, commencing on costa of fore wing as conspicuous spots, and nearing each other towards inner margin of hind wing; cilia ochreous. Underside paler; no antemedial line; the postmedial line on hind wing very conspicuous.

**Endotricha albicilia.** (Plate CLIV. fig. 22.)

Expanse  $1\frac{1}{2}$  inch.

*Male.* Fore wing pink, tinged with ochreous towards costa and base; costa with about a dozen small ochreous spots; a very indistinct antemedial line and speck at end of cell; a wavy submarginal line. Hind wing pink; a medial band from below the cell to inner margin, with wavy ochreous margins. Cilia of both wings pink at base, ochreous at tips. Underside of both wings ochreous, suffused with pink; fore wing with a broad ochreous band along inner margin; a dark speck at end of cell; the wavy submarginal band bent inwards at discoidal nervure: hind wing with somewhat irregular ochreous antemedial and postmedial bands with pink margins. The thoracic tufts of hair ochreous brown.

## SCOPARIIDÆ.

*Scoparia rufostigma.* (Plate CLIV. fig. 4.)

Expanse  $\frac{3}{4}$  inch.

*Male.* Fore wing greyish white, suffused with black; an antemedial outwardly-oblique irregular black band; a black band from costa to lower extremity of cell, with a more or less well-marked reddish-ochreous patch just beyond the cell; a postmedial inwardly-oblique irregular black band, with an outward curve between subcostal and third median nervule; outer area more or less marked with black, forming an ill-defined submarginal band and patches on centre of margin; a series of antecial black specks; cilia grey, with a maculate black line. Hind wing greyish white.

*Scoparia olivaris.* (Plate CLIV. fig. 11.)

Expanse  $\frac{3}{4}$  inch.

*Male.* Fore wing: ground-colour whitish, suffused with greenish olive and irrorated with black scales, leaving a pale antemedial outwardly-oblique waved band; a similar inwardly-oblique postmedial irregular one, curved outwards at discoidal, then inwards to first median nervule; a waved submarginal band; an indistinct broad black band from costa to submedian nervule at middle of cell; a similar one to median nervule at end of it; an antemedial series of black spots. Hind wing ochreous grey. Cilia of both wings ochreous white, with a dark line.

## BOTYDIDÆ.

*Opsibotys crocalis.* (Plate CLIV. fig. 7.)

Expanse 1 inch.

*Male.* Orange-yellow. Fore wing with the costa fulvous; a faint narrow fulvous antemedial band, with a dark spot just beyond it in the cell, and another at the termination of the cell; a faint fulvous postmedial band, curved to second median nervule, then inwardly-oblique to inner margin. Hind wing with a faint dentate postmedial band. Cilia of both wings orange.

Nearest to the American yellow species with markings on the hind wing.

**Opsibotys nubilalis.** (Plate CLIV. fig. 12.)

Expanse  $\frac{5}{8}$  inch.

*Male.* Fore wing smoky brown, clouded with smoky black; very indistinct basal, sub-basal, antemedial, medial, and postmedial bands; the medial band interrupted by a dark-outlined stigma at extremity of cell; postmedial band with an outward curve between third and first median nervules. Hind wing paler, with a black spot at upper extremity of the cell; a narrow dark band starting from middle of costa, taking a wide outward sweep between subcostals and first median nervule, then an inward sweep to middle of inner margin. Both wings with a series of black anteciliary spots. Underside paler; hind wing with an additional black speck in middle of cell.

**Opsibotys tinctalis.** (Plate CLIV. fig. 6.)

Expanse  $1\frac{1}{2}$  inch.

*Male and female.* Fore wing brown, with a purplish gloss; an indistinct dark antemedial band, outwardly-oblique to below the cell, then nearly straight to inner margin; an indistinct dark band across the end of the cell, with a small spot beyond it; a postmedial dark band with an outward curve between subcostals and first median nervule, and outlined with pale ochreous. Hind wing paler; basal two thirds of costa whitish; a blackish spot above the middle of the cell, and another at its extremity; a dark postmedial band with a narrow ochreous outer border and with an outward curve between subcostals and first median nervule. Both wings with a series of black anteciliary specks. Underside much paler.

**Opsibotys coorumba.** (Plate CLIV. fig. 13.)

Expanse  $\frac{3}{4}$ – $1\frac{1}{2}$  inch.

*Female.* Fore wing smoky brown, a dark antemedial line, slightly outwardly-oblique; a dark spot at end of cell; a dark postmedial band with an outward curve between subcostals and first median nervule. Hind wing fuscous, with an indistinct dark speck at end of cell, and curved postmedial band. Both wings with a pale anteciliary line, which is somewhat maculate on the fore wing. Underside much paler; the postmedial band of both wings maculate, and with a regular curve on the fore wing, which is without the antemedial band.

**Isocentris undulinea.** (Plate CLIV. fig. 21.)

Expanse  $\frac{7}{12}$  inch.

*Male.* Reddish ochreous. Fore wing with a dark spot on costa one fourth from base; both wings with a dark bar at end of cell on a smoky ground; a highly irregular postmedial

line, concave from costa to first median nervule in both wings, then with a deep inward indentation, then nearly straight to inner margin; a waved submarginal dark line; a black anteecial one; cilia silvery white. Underside paler; the postmedial band much more regular.

*Circobotys marginalis.* (Plate CLV. figs. 1, 9.)

Expanse, ♂  $\frac{5}{8}$ , ♀  $1\frac{1}{2}$  inch.

*Male.* Reddish ochreous; costa of fore wing fuscous; a broad fuscous marginal band, widest at apex of each wing and ending before the anal angle of hind wing. Fore wing with a dark intermedial, slightly waved, transverse line; a spot at end of cell; a dark line from costa two thirds from base, curved to second median nervule, then bent inwards below the cell, and slightly curved to inner margin just beyond middle. Hind wing with a straight indistinct dark line from end of cell to submedian nervure. Underside paler and without markings.

*Female.* Fore wing broader than in male; the marginal band on both wings narrower and less distinct; the linear bands and spot at end of cell orange.

*Circobotys fuscalis.* (Plate CLIV. fig. 14.)

Expanse  $1\frac{1}{2}$  inch.

*Male.* The whole of both wings ochreous, uniformly suffused with fuscous, and without markings, leaving narrow ochreous margins, of which the costal margin of fore wing is broadest. Cilia pale ochreous. Underside similar. Antennæ, head, thorax, and abdomen ochreous.

*Pachynoa fuscilalis.* (Plate CLV. fig. 2.)

Expanse  $1\frac{1}{2}$  inch.

*Female.* Fore wing: a dark, waved, subbasal band; a spot at end of cell; a band from costa three fourths from base, bent inwards at first median nervule, then straight to just above middle of inner margin; the costa from apex, and the whole discal area within the postmedial band to below cell, and basal area within subbasal band purple-brown; the outer and inner areas bright yellow. Hind wing paler yellow; a small purplish patch at base; a dark submarginal line bent inwards at first median nervule, then straight to inner margin; apex suffused with fuscous. Underside paler. Antennæ, head, thorax, and second, third, and fourth segments of abdomen purple-brown; first and fifth segments and anal tuft red-brown; the intermediate segments yellow. Thorax, abdomen, and legs white below.

*Leucocraspeda udeoides.* (Plate CLV. fig. 17.)

Expanse 1 inch.

*Male.* Fore wing reddish ochreous, the costa suffused with fuscous; a large round blackish spot at end of cell, with a black band above it from the costa, curving round outside it in the form of an inverted "note of interrogation," and ending at second median nervule; the area between it and outer margin suffused with fuscous; an indistinct curved series of submarginal specks. Hind wing paler, with the outer margin fuscous; a dark spot at end of cell, and series of postmedial specks. Cilia of both wings snowy white, with black bases. Underside paler.

*Phlyctæmia luteomarginalis.* (Plate CLV. fig. 18.)

Expanse  $\frac{2}{3}$  inch.

*Male.* Ochreous; a somewhat obscure and curved dark band across both wings one third from base: fore wing with dark spot at end of cell, and indistinct band below it to inner margin: both wings with a nearly straight dark postmedial band, which on the fore wing joins the band from cell at inner margin, on hind wing ends at anal angle; the area beyond it, and also the costa of fore wing, reddish ochreous.

*Protonoceras fuscilunalis.* (Plate CLV. fig. 22.)

Expanse  $1\frac{1}{6}$  inch.

*Male and female.* Allied to *P. tropicalis*, from which it differs in having a dark spot in centre of cell of fore wing; a dark lunule replacing the white at end of cell on both upper and under sides; a larger white patch on costa at origin of postmedial band, but scarcely any white along the remainder of this band on either wing.

## PLEONECTOIDES, g. n.

Wings, body, and legs as in *Pleonectusa*; the antennæ more swollen at the joints, which gives them a more ringed appearance; the palpi long and porrect as in *Oryba* and *Cirrhochrista*.

*Pleonectoides vinacea.* (Plate CLV. fig. 19.)

Expanse  $\frac{2}{3}$  inch.

*Male.* Fore wing purplish grey; an indistinct dark narrow antemedial band, elbowed outwards at the middle; a more distinct, slightly-waved postmedial band, curved to first median nervule, then slightly bent inwards and nearly straight to inner margin. Hind wing paler; a curved dark band from the costa just beyond the middle, obsolete towards the anal angle. Both wings with a dark anteciliary line; cilia fulvous at base, then fuscous, and white at tips.



**Cirrhochrista bracteolalis.** (Plate CLV. fig. 3.)

Expanse  $1\frac{1}{2}$  inch.

*Female.* Fore wing white, suffused with pale reddish brown, and spangled with a few silver scales; a silver band along outer margin, and streak just below the apex; cilia reddish ochreous. Hind wing pure white. Underside white; the fore wing slightly suffused with ochreous.

**Cirrhochrista diaphana.** (Plate CXV. fig. 11.)

Expanse  $1\frac{1}{2}$  inch.

*Female.* Apex rounded; outer margin entire. Fore wing with long black and white hairs projecting from its inner margin over the hind wing; semidiaphanous; some pale brown and black scales on basal area, especially towards the inner margin; the disc beyond the cell clouded with a patch of pale brown, sending up a narrow band from its outer edge to the costa, so as to be shaped like an "inverted comma;" large blackish patches at apex and outer angle. Hind wing semidiaphanous, with a pale brown "inverted-comma"-shaped mark on disc, the "tail" not reaching the costa; a pale brown apical patch extending halfway along outer margin; inner margin pale brown, with some black scales towards anal angle. Cilia of both wings very long.

**Godara suffusalis.** (Plate CLV. figs. 4, 12.)

Expanse, ♂ 1 inch, ♀  $\frac{5}{8}$  inch.

*Male and female.* Closely allied to *G. comalis*, from which it differs in having the ground-colour of fore wing brownish grey, suffused with fuscous or red-brown, instead of being pale ochreous blotched with brown. Hind wing with outer area fuscous, diffused inwardly in both sexes, while *G. comalis* has a fuscous patch at the apex in male only. The male has the tufts of hair on fore and mid pairs of legs; the recurved tuft on costa of fore wing on upperside; the tuft of red hairs on median nervure near the base of cell on underside, with the small tuft above it on subcostal nervure; and the vesicle between median and submedian nervures of hind wing near the base as in *G. comalis*.

**Glyphodes opalalis.** (Plate CLV. fig. 20.)

Expanse  $1\frac{1}{3}$  inch.

*Male.* Fore wing olive-brown, darker towards outer margin; a narrow, outwardly-oblique paler band from costa one third from base to first median nervule below end of cell; the costa from this band to apex ochreous; a narrow opal band at end of cell; a large opalescent-white triangular mark from costa to below first median nervule, with its outer margin black, beyond the end of cell; the inner area from base to below triangular mark opalescent white, and bounded towards costa by the median and first median veins. Hind

wing opalescent white, the outer area brown from lower subcostal to above anal angle, where it is suffused towards base above internal nervure, with an inward-pointed tooth at submedian nervure, and bounded inwardly by fine double black lines. Underside opalescent except the outer area; the markings of fore wing at end of cell showing through. Head, thorax, and abdomen pure white, with a broad dorsal brown band ending as a point at forehead and anal segment; lateral brown bands from collar to base of fore wings. Legs slightly ochreous.

**Dodanga cristata.** (Plate CLVI. fig. 7.)

Expanse 1 inch.

*Male.* Wings smoky black. Fore wing with the black spot in the middle of the cell and lunule at end of it as in *D. truncatalis* and *D. lobipennis*; a large discal patch of raised scales beyond the cell, which is also present in *D. truncatalis*, but not in *D. lobipennis*. Hind wing with a faint postmedial dark line and pale antecial one as in both the other species; the tuft of long hairs springing from the base of the inner margin are pale ochreous, in *D. truncatalis* they are reddish ochreous, in *D. lobipennis* black. Underside of fore wing with a slightly curved postmedial line from the costa not quite reaching inner margin.

The males of the three species of this genus differ only in their secondary sexual characters; the females are unknown. *D. truncatalis* alone has large tufts of scales springing from each side of the base of the tibia of hind legs.

**Notarcha dubia.** (Plate CLV. fig. 16.)

*Notarcha dubia*, Warren, MS.

Expanse, ♂  $1\frac{1}{4}$  inch, ♀  $1\frac{1}{2}$  inch.

*Male and female.* In size and markings just like *N. ruralis*, Scop., of which it appears to be the Indian representative; but the ground-colour, instead of being pale straw-colour, is always more or less suffused with fuscous (as in *N. paleacalis*, Guén.), the markings in consequence being rendered less conspicuous.

Also in coll. B.M. from Dharmasala.

**Orthospila angulifascia.** (Plate CLV. fig. 10.)

Expanse 1 inch.

*Female.* Silvery white. Fore wing with basal, two subbasal, and antemedial, straight, erect, somewhat dusky orange-yellow bands; a less distinct band at end of cell, diffused outwardly along second median nervule; a postmedial band outwardly-oblique from costa to first median nervule, then bent inwards along it to below end of cell, then inwardly-oblique to centre of inner margin; a submarginal and bright yellow marginal bands. Hind wing with

the antemedial band continued across it to above anal angle, the postmedial band outwardly-oblique to below first median nervule, then bent back and joining the antemedial band below end of cell; submarginal and marginal bands as on fore wing. Both wings with fine anteciliary black line; cilia white. Underside paler; the markings fuscous and obsolescent. A black spot on anal segment of abdomen.

Allied to *O. discinotalis*, but without the black stigma on fore wing.

*Haritala delicatalis*. (Plate CLV. fig. 5.)

*Haritala delicatalis*, Warren, MS.

Expanse  $\frac{2}{3}$ – $\frac{5}{8}$  inch.

*Male and female*. Resemble *H. obrinusalis* in size and markings, but distinguished by the fine dark purple line at base of fringes, and by the discal spot being larger and bluntly triangular.

Also in coll. B.M. from Kulu and Accra.

*Agrotera basinotata*. (Plate CLV. fig. 13.)

*Agrotera basinotata*, Warren, MS.

Expanse  $\frac{2}{3}$  inch.

*Male and female*. Smaller than *A. nemoralis*, with the hind margin obliquely curved, *not* *elbowed*. Thorax and basal one third of fore wing pale lemon-yellow irregularly blotched with orange, bounded by the first line, which is vertically sinuous, fine, and black; the rest of the wing bronzy violet-fuscous, in which the obliquely sinuous second line can be traced slightly darker than the ground-colour, and reaching the inner margin at a point more than twice as near the first line than when it leaves the costa; discal spot dark and lunulate, and followed by some orange scales; the pale basal space contains on the costa a small triangular spot of bronzy fuscous, with darker edges and mixed with orange scaling, representing part of a basal patch; fringes raised differently from *A. nemoralis*, the central brown patch twice as broad, and the apical patch entire, not divided into two rays by a central white dash. Hind wing with the base more definitely lemon-yellow, the two transverse lines more distinctly traced in dark.

Also in coll. B.M. from N.W. India.

**Aplomastix mimula.** (Plate CLV. fig. 23.)

*Aplomastix mimula*, *Warren, MS.*

Expanse  $\frac{1}{2}$  inch.

*Male and female.* Fore wing clear pale ochreous finely dusted with blackish; the markings blackish; a basal line forming two dark dots on costa and inner margin; first line dark fuscous and curved; the second, which is dark on the costa, runs vertically half across the wing, then forms a rectangularly shaped bend towards the hind margin, and running inwards with a curve beneath the reniform stigma, runs vertically to inner margin; stigmata hollow, the orbicular round, the reniform a narrow oval; base of fringes preceded by a row of rather large dark spots; fringes straw-colour. Hind wing like fore wing, with the second line repeated, and a central dark spot. Abdomen and underside straw-colour.

Also in coll. B.M. from Dhamsala.

**Aplomastix ustalis.** (Plate CLV. fig. 7.)

Expanse  $\frac{2}{3}$  inch.

*Male.* Reddish brown. Fore wing: costa clouded with smoky black, especially towards the base; an indistinct dark spot at middle of cell, with indications of a band below it to inner margin; a black-outlined stigma at end of cell; a narrow waved irregular postmedial band, taking an inward curve at third median nervule to below the extremity of the cell, then straight to inner margin. Hind wing with ante- and postmedial indistinct black bands, the former not reaching the costa, the latter with an outward curve from third median nervule to anal angle. Both wings with a series of anteciliary black specks.

*Female.* Rather paler; the markings less distinct; the costa of fore wing less clouded with black.

Nearest to *A. ossea*, but of a much redder tint; the markings narrower and less distinct.

**Dolichosticha latimarginalis.** (Plate CLV. fig. 15.)

Expanse  $\frac{3}{4}$  inch.

*Female.* Fore wing: basal two thirds ochreous white; the costal half of this area suffused with smoky brown. Hind wing with basal area greyish white. Both wings with a wide smoky-brown border, darkest interiorly, occupying the outer third of the wings; a narrow dark band from costa of fore wing one third from base to middle of inner margin of hind wing; a similar band from upper extremity of cell of fore wing to lower extremity of cell of hind wing, where it almost joins the first band. Fore wing with a similar band just inside the dark outer margin from costa, where it commences as a black spot, to first median nervule, where the marginal dark area is bent inwards.

*Dolichosticha bilinealis*. (Plate CLV. fig. 25.)

*Dolichosticha bilinealis*, *Warren, MS.*

Expanse, ♂  $\frac{5}{16}$ , ♀  $\frac{3}{4}$  inch.

*Male* and *female*. Pale whitish straw-colour, diffusely fuscous towards the costa; hind margin broadly and evenly fuscous, but leaving a clear uninterrupted pale space of the ground-colour between the second line and the marginal band; first line moderately curved and fuscous, the second mainly parallel to hind margin, but slightly inclined outwards just beneath the costa and running straight inwards along the first median nervule; discal spot rather large, somewhat obscured above by the costal diffusion. Hind wing with a central spot; the central line and submarginal shade reproduced. Fringes straw-colour, with their bases and apices pale, and a fuscous line just beyond the base. Abdomen rather darker straw-colour, with the segmental divisions paler. Collar suffused with fuscous.

Also in coll. B.M. from Sarawak.

*Oligostigma angulipennis*. (Plate CLV. fig. 6.)

Expanse  $\frac{3}{8}$  inch.

*Male*. Wings long and narrow; hind wing with the outer margin angled at third median nervule. Fore wing smoky brown; a white submarginal band, narrowing towards inner margin; a reddish-yellow marginal band with dark borders; a reddish-brown band occupying the cell and extending beyond it, with a black spot at centre and end of cell; indistinct reddish-brown bands below submedian nervure, and before the white submarginal band from costa to second median nervule. Hind wing: base smoky brown, followed by a broad white band; then a smoky-brown medial band; then a reddish-yellow one with dark borders, and a diffused line of white and fuscous outside it; a reddish-yellow marginal band; two fine black anteciliary lines with white between them, expanding into a black spot with white centre at anal angle. Cilia of both wings whitish. Head and thorax fuscous; abdomen ochraceous, with a white band across basal segment.

*Cataclysta trimacula*. (Plate CLV. fig. 14.)

Expanse  $\frac{7}{12}$  inch.

*Male*. Wings long and narrow. Fore wing golden yellow; a dark brown patch on the costa at base; a triangular white patch on the inner margin running up to the subcostal nervure just beyond the cell, and suffused with dark brown scales; a white streak from costa to second median nervule; a similar grey submarginal one beyond it; a grey spot near outer angle. Hind wing from base to end of cell, also the inner margin, yellow; costa and disc white, suffused with dark brown scales just beyond end of cell and along costa; outer

margin with three large black spots, with purplish-silvery scales on them, occupying the greater part of the area, the spaces between them yellow. Underside paler; the disc of both wings suffused with fuscous.

*Cataclysta junctalis*. (Plate CLV. fig. 24.)

Expanse  $1\frac{1}{2}$  inch.

*Male*. Closely allied to *C. blandialis*, from which it differs on the fore wing in having a costal band, to which the basal band, the large triangular medial patch, the streak before the apex, and the submarginal streak are all joined: all these markings have dark borders, and are white suffused with black scales, except the marginal band, which is pure white. The hind wing has an ochreous-yellow band above the internal nervure from base to anal angle, but broken at the middle, which replaces the subbasal band of *C. blandialis*. Five marginal black spots instead of four.

Also allied to *C. cuneifera*.

*Paracymoriza albifascialis*. (Plate CLVI. figs. 1, 9.)

Expanse, ♂  $\frac{5}{16}$ , ♀  $1\frac{1}{12}$  inch.

*Male*. Ground-colour white. Both wings with basal area black-brown, the white ground-colour appearing in places; a narrow white band; then a fine black-brown line; then a broad pure white medial band, which is narrowest at costa of fore wing and inner margin of hind wing; outer area pale ochreous brown, its discal portion on fore wing suffused with black; a large blackish apical blotch on hind wing; an indistinct white band from costa near apex, curved inwards at first median nervule and running, with a black line inside it, close to the medial band to inner margin of hind wing; a broken white submarginal band, bounded exteriorly by a dark line.

*Female*. Differs from the male in not having the broad white medial band on the fore wing, which is entirely suffused with black except the marginal white spots and ochreous band. The hind wing has the white band narrower than in the male, and the costa above it black.

*Paracymoriza olivalis*. (Plate CLV. fig. 8.)

Expanse  $1\frac{1}{4}$ – $1\frac{1}{3}$  inch.

*Male*. Fore wing with outer margin evenly rounded; a black patch of scales in a slight depression of the wing at end of cell; colour olive-green, more or less suffused with black; a pale inwardly-oblique subbasal band from subcostal nervure to inner margin; a similar somewhat irregular antemedial one; a postmedial irregular band with dark borders from costa, with an angle just above first median nervule running inwards and upwards to the

subcostal at origin of antemedial band, then back to submedian nervure and down to inner margin; a submarginal lunulate black-margined white band, expanding into an ovate white spot between the discoidal lunules. Hind wing pale, suffused with smoky black; the antemedial and postmedial bands continued as indistinct dark double lines almost meeting at inner margin just above anal angle, the former commencing as a black spot above end of cell, the latter bent inwards above first median nervule; a dark submarginal band. Underside pale fuscous; both wings with an anteciliary series of black specks; hind wing with a black spot at end of cell; a postmedial curved dark band. Abdomen with whitish segmental rings.

**Paracymoriza dentifascialis.** (Plate CLV. fig. 21.)

Expanse 2 inches.

*Female.* Allied to *P. olivalis*, and with the patch of black scales on a depression at end of cell of fore wing as in the male of that species; the ground-colour dark brown; the bands pure white with black borders, and all commencing from the costa; the subbasal band curved; the space between the antemedial and postmedial bands white suffused with black; a white lunule below the black patch of scales; the submarginal band with a series of black lunules on it. Hind wing with the space between the dark bands, which are single and distinct, paler. Underside with the postmedial band present but smoky black, and obsolescent below the upper branch of the angle.

**Trichophysetis duplifascialis.** (Plate CLVI. fig. 18.)

Expanse  $7\frac{1}{2}$  inch.

*Male and female.* White, slightly suffused with pale brown. Fore wing with indistinct curved pale brown subbasal band; medial and postmedial bands each composed of two barely traceable fine dark lines, the latter with an outward curve between costa and first median nervule, and a small black patch on it at discoidal nervule. Hind wing with antemedial and medial linear black bands, which are thicker, close together, and bordered by diffused brown bands between submedian nervure and inner margin. Abdomen with dark brown patches on middle segments.

Allied to *T. cretacea*, from Japan and Norfolk Island, the bands of which on the inner margin of hind wing are further apart.

Also in coll. B.M. from Acera and Dharmasala.

**THYSANOIDMA**, g. n.

Allied to *Homophyca*. *Male* with outer margin of fore wing more evenly rounded, of hind wing more excised below the apex. Hind legs very long. The cilia on outer and inner margins of hind wing swollen into knobs at the extremities, and irregular in length.

*Thysanoidma octalis*. (Plate CLVI. fig. 19.)

Expanse  $1\frac{7}{8}$  inch.

*Male*. Fore wing smoky black; an ochreous patch on centre of costa, from the basal end of which a pale black-margined narrow curved band runs to middle of inner margin of hind wing; a similar postmedial band from costa before apex curving round and joining the antemedial band at end of cell, then outwards and again inwards to lower extremity of cell of hind wing, thus forming with the antemedial band a nearly complete figure of eight; apical area ochreous, becoming white at apex. Hind wing orange-yellow, smoky black within antemedial band; a conspicuous black spot at end of cell. Cilia ochreous white. Underside paler.

**PTEROPHORIDÆ.****KOREMAGUIA**, g. n.

Antennæ rather stout, the basal joints scaled; palpi porrect, of moderate length, the basal joint scaled, terminal joint a denuded spike; fore leg with long hairs along the hinder side of the tibia, and with two spines at the distal end; hind pair of legs with two spines at the distal end of tibia; hind legs rather thick and of moderate length; two large tufts of hairs on the upper and lateral surfaces of tibia—one at middle, the other at distal end, each with a pair of long stout spines just beyond them. Primaries shaped as in *Platyptilus*; secondaries with the feathers not expanding towards their extremities, and with no spatulate cilia on the inner margin.

*Koremaguia aurantidactylus*. (Plate CLVI. fig. 20.)

Expanse  $\frac{5}{8}$  inch.

*Male*. Bright golden fulvous. Primaries black at extremities, with a white submarginal line and traces of a pale ciliary line. Antennæ black, the basal joints clothed with golden fulvous scales. Hind legs with the spines and terminal joints of tarsus white.

Captured hovering at a flower, 10 feet from the ground, in bright sunlight.



## SCHÆNOBIIDÆ.

*Eschata ochreipes.* (Plate CLVI. fig. 23.)

Expanse  $1\frac{1}{2}$  inch.

*Male.* Pure shining white. Fore wing with a few black scales towards outer margin; hind wing clouded with fuscous along the veins and towards inner margin. Underside: costa of fore wing clouded with pale fuscous; blackish streaks along subcostal nervure and first part of nervules, and median nervure and first part of nervules; hind wing pure white; nervures slightly ochreous. Head and thorax covered with pure white hairs; abdomen fuscous, the first three segments tinged with orange; legs bright orange, clothed with pure white hairs.

## CRAMBIDÆ.

*Argyria nigricosta.* (Plate CLVI. fig. 22.)

Expanse  $\frac{3}{4}$  inch.

*Male.* Pure white. Fore wing glittering silvery white; costa and outer margin narrowly black; cilia rufous, except at apex and outer angle, where they are white. Underside suffused with fuscous towards the base. Hind wing pure white above and below.

The black costa distinguishes it from any other species.

## TORTRICIDÆ.

*Teras verditer.* (Plate CLVI. fig. 25.)

Expanse  $\frac{3}{4}$  inch.


*Female.* Fore wing bright green; seven black spots at even distances along the costa, with a speck between each pair of them; a diffused black patch from the base over half the cell, then down to inner margin near its centre; a diamond-shaped black mark in centre of disc; a black patch from the apex running diagonally inwards, then downwards to above outer angle, with a spot on inner margin below it; a linear mark on outer margin below apex; some black specks scattered over the wing. Hind wing and underside uniform pale fuscous.

*Teras subtusnigra.* (Plate CLVI. fig. 21.)

Expanse  $\frac{3}{4}$  inch.

*Male.* Fore wing pure white, with deep black markings; a highly irregular black basal band, which runs out along one third of inner margin; a subbasal blotch on the costa, with a speck beyond it, below which is a speck on median nervule; a highly irregular and indented band from middle of costa to inner margin near outer angle; two small spots on the costa before the apex; a very regular indented band from the apex to middle of outer margin, with a fine line below it; a speck at centre of inner margin, and a few scattered over outer area. Hind wing uniform smoky black. Cilia of fore wing white, with ochreous bases, except at outer angle. Underside of fore wing suffused with black; the cilia white. Frons white; head black; thorax black and white; abdomen fuscous.

Allied to *T. perfectana*.




W. Frohawk del. et lit.

- |  |                                  |                                  |                                  |
|--|----------------------------------|----------------------------------|----------------------------------|
| 1. <i>Syntomis gelatina</i> .  | 7. <i>Paracrama rectus</i> .     | 15. <i>Nola rugifascia</i> .     | 21. <i>Melitita deplanata</i> .  |
| 2, 11. <i>Katha brevipennis</i> .                                      | 8. <i>Padenia basipuncta</i> .   | 16. <i>Earias uteolaria</i> .    | 22. <i>Pantia latipennis</i> .   |
| 3, 12, 29, 30. <i>Tricholepis erubescens</i> .                         | 9. <i>Lyclene fuscalis</i> .     | 17. <i>Lyclene curvifascia</i> . | 23. <i>Epyrgis australinda</i> . |
| 4, 4 <sup>a</sup> , 4 <sup>b</sup> . <i>Brachartona purpurascens</i> . | 10. <i>Thyrassia aurodisca</i> . | 18. <i>Lyclene suffusa</i> .     | 24. <i>Eusemia latma</i> .       |
| 5, 5 <sup>a</sup> , 5 <sup>b</sup> . <i>Notita parva</i> .             | 12. <i>Nola major</i> .          | 19. <i>Lyclene rosea</i> .       | 25. <i>Lyclene obliqua</i> .     |
| 6. <i>Secusio parvipuncta</i> .  | 14. <i>Nola minuta</i> .         | 20. <i>Lyclene aurora</i> .      | 26. <i>Lyclene ochracea</i> .    |


Mirrored text from reverse side of page.





1 *Emene nigritica* 6 *Artaxa variegata* 11 *Emene nigritica* 16 *Artaxa subfuscata*  
 2 *Aroa sienna* 7 *Paidia fumipennis* 12 *Emene nigritica* 17 *Emene nigritica*  
 3 *Charmidas eola* 8 *Emene cimeri* 13 *Emene guttata* 18 *Artaxa obsolata*  
 4 *Oreia uniformis* 9 *Charmidas pallida* 14 *Diduga fluvicola* 19 *Artaxa obsolata*  
 5 *Artaxa subfuscata* 10 *Artaxa obsolata* 15 *Diduga aloicosta* 20 *Artaxa obsolata*  
 6 *Artaxa subfuscata* 11 *Artaxa obsolata* 21 *Artaxa obsolata* 22a *Artaxa obsolata*  
 7 *Artaxa subfuscata* 12 *Artaxa obsolata* 22b *Artaxa obsolata* 23a *Artaxa obsolata*  
 8 *Artaxa subfuscata* 13 *Artaxa obsolata* 23b *Artaxa obsolata* 24 *Artaxa obsolata*  
 9 *Artaxa subfuscata* 14 *Artaxa obsolata* 25 *Artaxa obsolata* 25a *Artaxa obsolata*






18. W. Fennosc. del. et. col.

- |                             |                                  |                               |                             |
|-----------------------------|----------------------------------|-------------------------------|-----------------------------|
| 1. <i>Melicara tendana</i>  | 5. <i>Ichthyura submarginata</i> | 11. <i>Lymantria bifascia</i> | 16. <i>Stauropus grisea</i> |
| 2. <i>Arctia tuteleacea</i> | 6. <i>Oreta rotundapex</i>       | 12. <i>Inguia ornucopia</i>   | 17. <i>Oreta castanea</i>   |
| 3. <i>Ichthyura emidata</i> | 8. <i>Euproctus bifascia</i>     | 13. <i>Dasychira nigrica</i>  | 18. <i>Oreta violacea</i>   |
| 4. <i>Carea purpura</i>     | 10. <i>Stauropus dentalina</i>   | 15. <i>Lymantria todara</i>   |                             |

Mintzeri Br. del. et. col.







1 *Comatrina humiferata* 4 *Eupterote rectifascia* 8 *Eupterote unicolor* 11 *Eupterote rufodisca*  
 2 *Spalyria adolphi* 6 *Lenodora fasciata* 9 *Clix olivacea* 12 *Apna plumosa*  
 3 *Naxos contaminata* 7 *Limacodes grisea* 10 *Eupterote flavia* 13 *Natada vulgaria*

Rehner and Smith

Museum of Natural History





- |                               |                               |                                 |                                |
|-------------------------------|-------------------------------|---------------------------------|--------------------------------|
| 1, 15 <i>Cossia inducta</i>   | 6 <i>U-arba punctiger</i>     | 12 <i>Apamea media</i>          | 18 <i>Pangora rubelliana</i>   |
| 2, 9 <i>Cassama vilis</i>     | 7 <i>Piada multiplicans</i>   | 13 <i>Athyria semilugens</i>    | 19 <i>Ancra obliquana</i>      |
| 3 <i>Bireta nana</i>          | 8 <i>Cossia ruma</i>          | 14 <i>Syntomis extensa</i>      | 20 <i>Chimaphysa lapidaria</i> |
| 4 <i>Euplexia pectinata</i>   | 10 <i>Contheyla vestita</i>   | 16 <i>Macotasa tortricoides</i> | 21 <i>Acontia marginata</i>    |
| 5 <i>Metanaxya intaminata</i> | 11 <i>Euplexia semifascia</i> | 17 <i>Aroa simplex</i>          | 22 <i>Acontia signifera</i>    |





- |                              |                                 |                                 |                              |
|------------------------------|---------------------------------|---------------------------------|------------------------------|
| 1 <i>Brachnylia stigmata</i> | 7 <i>Phragmatæcia impu...</i>   | 13 <i>Eurukuttarus pileatus</i> | 19 <i>Hyboma nigrivitta.</i> |
| 2 <i>Leucania stramen</i>    | 8 <i>Leucania micacea</i>       | 14 <i>Phragmatæcia minima</i>   | 20 <i>Axyha albicosta</i>    |
| 3 <i>Leucania curvilinea</i> | 9 <i>Leucania mediofusca</i>    | 15 <i>Bryophila muscosa</i>     | 21 <i>Dorika ignea.</i>      |
| 4 <i>Leucania vittata</i>    | 10 <i>Leucania v. album</i>     | 16 <i>Leucania albivitta</i>    | 22 <i>Masaha terracotta</i>  |
| 5 <i>Pradatta pallescens</i> | 11 <i>Pradatta pulverulenta</i> | 17 <i>Leucania semiusta</i>     | 23 <i>Masaha rosacea</i>     |
| 6 <i>Momaphana sinens</i>    | 12 <i>Bryophila lichenea.</i>   | 18 <i>Radhica rosea</i>         |                              |





Horace Knight del. et lith.

West, Newman, Chromo.

- |                             |                                |                                   |                                 |
|-----------------------------|--------------------------------|-----------------------------------|---------------------------------|
| 1. <i>Caradrina euthusa</i> | 7. <i>Chera efflorescens</i> . | 13. <i>Caradrina melanosticta</i> | 19. <i>Depterygia nocturna</i>  |
| 2. <i>Ozarba bipars</i>     | 8. <i>Apamea cana</i> .        | 14. <i>Chera erubescens</i>       | 20. <i>Euplexia fasciata</i>    |
| 3. <i>Chasmina linea</i>    | 9. <i>Radinacra mus</i>        | 15. <i>Acontia umbrina</i>        | 21. <i>Ozarba excisa</i>        |
| 4. <i>Acontia trigona</i>   | 10. <i>Chasmina stigmata</i> . | 16. <i>Frastria miasma</i>        | 22. <i>Ozarba ? emarginata</i>  |
| 5. <i>Acontia laminata</i>  | 11. <i>Acontia brunnea</i>     | 17. <i>Acontia fascicilia</i> .   | 23. <i>Ozarba ? curvifascia</i> |
| 6. <i>Caradrina obtusa</i>  | 12. <i>Acontia ruptifascia</i> | 18. <i>Orthosia bicornis</i>      |                                 |







1



15



8



16



17



2



18



9



3



19



10



4



11



5




20



12



6



21



13



7



22



23



24




14

W. H. Edwards del. & lith.

M. G. Cresson. Ex.

- |                               |                                |                               |                           |
|-------------------------------|--------------------------------|-------------------------------|---------------------------|
| 1. <i>Perizoma chalybeata</i> | 6. <i>Selepa kingi</i>         | 10. <i>Chrysa rufina</i>      | 13. <i>Chrysa rufina</i>  |
| 2. <i>Phurys ochreata</i>     | 7. <i>Loophia marmorea</i>     | 12. <i>Selepa grisea</i>      | 14. <i>Chrysa rufina</i>  |
| 3. <i>Phurys notata</i>       | 8. <i>Loophia fasciata</i>     | 14. <i>Bursipha artemesia</i> | 15. <i>Chrysa rufina</i>  |
| 4. <i>Clethra arctica</i>     | 9. <i>Phurys melanocephala</i> | 15. <i>Chrysa deleta</i>      | 16. <i>Chrysa rufina</i>  |
| 5. <i>Cloa basalis</i>        | 10. <i>Phurys leucopis</i>     | 16. <i>Chrysa rufina</i>      | 17. <i>Chrysa rufina</i>  |
|                               | 11. <i>Symtha agridella</i>    | 17. <i>Chrysa rufina</i>      | 18. <i>Frygia relecta</i> |





Horace Knight del. et lit.

West, Newman, Chromo.

- |                             |                                 |                               |                                |
|-----------------------------|---------------------------------|-------------------------------|--------------------------------|
| 1 <i>Sypna ochreicilia</i>  | 6 <i>Hypena assimilis</i>       | 12 <i>Rhynchina idaeoides</i> | 17 <i>Doragnaga straminea</i>  |
| 2 <i>Pasipeda phaiosoma</i> | 7 <i>Hypena grisapex</i>        | 13 <i>Hypena persimilis</i>   | 18 <i>Platyja exviola</i>      |
| 3 <i>Egnasia grisangula</i> | 8,9 <i>Galesia fuscicorpus</i>  | 14 <i>Hypena stugosa</i>      | 19 <i>Ischyja glaucopteron</i> |
| 4 <i>Egnasia polia</i>      | 10 <i>Capnodes fasciata</i>     | 15 <i>Mestleta quadrapex</i>  | 20,21 <i>Spirama indenta</i>   |
| 5 <i>Rhynchina pallida</i>  | 11 <i>Rhynchina tenuipalpis</i> | 16 <i>Mestleta rubra</i>      | 22 <i>Hypena squamea</i>       |
|                             | 23 <i>Hempsaetra plumparis</i>  |                               |                                |





H. Knabe del et lith

West, Newman, Chrom.

- |                                    |                                    |                              |                                |
|------------------------------------|------------------------------------|------------------------------|--------------------------------|
| 1 <i>Hypena nigricata</i>          | 6 <i>Byturna rufifasciata</i>      | 13 <i>Bertula parvula</i>    | 19 <i>Hypena chivea</i>        |
| 2 <i>Hypena rectifascia</i>        | 7 <i>Hypena uniformis</i>          | 14 <i>Hypena tristis</i>     | 20 <i>Herminia ruptustigma</i> |
| 3 <i>Rivula basalis</i>            | 8 <i>Hypena griseivitta</i>        | 15 <i>Helia fuscicosta</i>   | 21 <i>Avitta luna</i>          |
| 4, 11 <i>Bracharcton maculapex</i> | 9 <i>Hypena albifusa</i>           | 16 <i>Hypena eurhipoides</i> | 22 <i>Hypena minor</i>         |
| 5 <i>Zanclognatha relata</i>       | 10 <i>Lobocheilos illatiooides</i> | 17 <i>Rivula puncticilia</i> | 23 <i>Hypena notata</i>        |
|                                    | 12 <i>Helia cidaroides</i>         | 18 <i>Hypena curvilinea</i>  |                                |





1



13



7



2



14



8



3



15



9



4



16



10



5




17



11



6



18



12

F. W. Frohawk del et lith

Mintern Bros. Chromo

1 *Plusia patefacta*  
 2, 3, 8, 9. *Eviazora pilicostata*  
 4, 10, 14, 15, 16, 17, 18. *Omizama haria*.  
 5, 6, 11, 12. *Alana spulselaria*  
 7. *Plusia spoliata*  
 13. *Chusiala disterrunata*.







1.



13.



14.



7.



15.



2.




16.



8.



3.



17.



9.



4.



10.



5.



18.



11.



6.



19.



20.



21.



12.

- |                                  |                               |                                |                                |
|----------------------------------|-------------------------------|--------------------------------|--------------------------------|
| 1. <i>Menophra nigrifasciata</i> | 6. <i>Serraca transcissa</i>  | 12. <i>Alcis nilgirica</i>     | 17. <i>Urapteryx marginata</i> |
| 2. <i>Caberodes erythra</i>      | 7. <i>Tephrosia angulata</i>  | 13. <i>Dirades leucocera</i>   | 18. <i>Medasina plumosa</i>    |
| 3. <i>Cleora indistincta</i>     | 8. <i>Menophra rubridisca</i> | 14. <i>Dirades binotata</i>    | 19. <i>Erosia fulvilinea</i>   |
| 4. <i>Cleora latifascia</i>      | 9. <i>Alcis pallida</i>       | 15. <i>Erosia adjutaria</i>    | 20. <i>Erosia longipennis</i>  |
| 5. <i>Thalera aculeata</i>       | 10. <i>Erosia albida</i>      | 16. <i>Pachyodes ruficosta</i> | 21. <i>Erosia unicauda</i>     |
|                                  | 11. <i>Thalera uniformis</i>  |                                |                                |






Horace Knight del. et lith.

West, Newman, Chromo.

- |                                |                               |                               |                                 |
|--------------------------------|-------------------------------|-------------------------------|---------------------------------|
| 1. <i>Thalera gramnea</i>      | 5. <i>Azata palliata</i>      | 12. <i>Corymica exiguota</i>  | 17. <i>Eumcha olivacea</i>      |
| 2. <i>Thalera undularia</i>    | 6. <i>Plutodes nigricaria</i> | 13. <i>Azata excisa</i>       | 18. <i>Gamoruna nigripuncta</i> |
| 3. <i>Geometra pallescens</i>  | 7. <i>Thalera unifascia</i>   | 14. <i>Azata emarginata</i>   | 19. <i>Tephрина fumosa</i>      |
| 4. <i>Gonodela triangulata</i> | 8. <i>Ephyra rubra</i>        | 15. <i>Eucrosus smaragdus</i> | 20. <i>Azata subfasciata</i>    |
|                                | 9. <i>Ephyra maculifascia</i> | 16. <i>Zonia miscella</i>     |                                 |





Horace Knight del. et lith.

West, Newman, Chromo.

- |                              |                                 |                                     |                                   |
|------------------------------|---------------------------------|-------------------------------------|-----------------------------------|
| 1. <i>Abraxas irrita</i>     | 6, 14. <i>Abraxas adusta</i>    | 11. <i>Eupithecia annulata</i>      | 19. <i>Eupithecia ectochloros</i> |
| 2. <i>Anticlea multimea</i>  | 7. <i>Cidaria funipennis</i>    | 12. <i>Eupithecia denulfascia</i>   | 20. <i>Eupithecia deleta</i>      |
| 3. <i>Abraxas luteolaria</i> | 8, 17. <i>Abraxas crocearia</i> | 13. <i>Eupithecia bifasciata</i>    | 21. <i>Abraxas detritaria</i>     |
| 4. <i>Scotosia fulginea</i>  | 9. <i>Cidaria albilinea</i>     | 15, 16. <i>Andragrupus violacea</i> | 22. <i>Eupithecia fasciata</i>    |
| 5. <i>Abraxas poliana</i>    | 10. <i>Abraxas todara</i>       | 18. <i>Abraxas ostrina</i>          | 23. <i>Eupithecia asema</i>       |
|                              | 24. <i>Eupithecia variegata</i> |                                     |                                   |






R. Minterri del. et lith.

Minterri Bros. Chromo

- |                                 |                                      |                                  |   |
|---------------------------------|--------------------------------------|----------------------------------|---|
| 1. <i>Cidaria subapicalis</i> . | 5. <i>Asthena maculifascia</i> .     | 10. <i>Remodes melanocera</i> .  | 15, 23. <i>Collix suffusa</i> .                     |
| 2. <i>Colix leprosa</i> .       | 6. <i>Craspedia latimarginaria</i> . | 11. <i>Hyria griseipennis</i> .  | 16. <i>Venusia chrusocilia</i> .                    |
| 3. <i>Ideia ocheracea</i> .     | 7, 14. <i>Luxiaria hypaphanes</i> .  | 12. <i>Lobophleps purpurea</i> . | 17, 18, 19, 20, 21. <i>Pseudasthera permutans</i> . |
| 4. <i>Hyria vinacea</i> .       | 8. <i>Cidaria multilineata</i> .     | 13. <i>Craspedia linearea</i> .  | 22. <i>Hyria pulchella</i> .                        |







R. Minter, del et lith.

Minter, Bros. Chicago

- |                                 |                               |                                  |                                      |
|---------------------------------|-------------------------------|----------------------------------|--------------------------------------|
| 1. <i>Microscia striativena</i> | 6. <i>Opsibotys inctalis</i>  | 11. <i>Stoparia cinerea</i>      | 17. <i>Liptopanax linasayi</i>       |
| 2. <i>Koremalepis scopula</i>   | 7. <i>Opsibotys breccalis</i> | 12. <i>Opsibotys nubilalis</i>   | 18. <i>Stemmatophora salmo</i>       |
| 3. <i>Herculia ochreicincta</i> | 8. <i>Pyralis laesifascia</i> | 13. <i>Opsibotys coarctata</i>   | 19. <i>Herculia auricilia</i>        |
| 4. <i>Stoparia rufistigma</i>   | 9. <i>Balanotis exvinacea</i> | 14. <i>Circobotys fusca</i>      | 20. <i>Stemmatophora longipennis</i> |
| 5. <i>Actencides ruscalis</i>   | 10. <i>Pyralis alkionella</i> | 16. <i>Caradonus roundmidus</i>  | 21. <i>Isocertes undulinea</i>       |
|                                 |                               | 22. <i>Enclonaria albicincta</i> |                                      |





Horace Knight del et lith

West, 1859, Plate III. 20

- |                                     |                                   |  |                                       |
|-------------------------------------|-----------------------------------|--|---------------------------------------|
| 19 <i>Crocobotys marginalis</i>     | 8 <i>Paracymoriza olivais</i>     | 15 <i>Dolichosticha latimarginalis</i> | 21 <i>Paracymoriza dentifascialis</i> |
| 2 <i>Pachynoa fuscilalis</i>        | 10 <i>Orthospila angulifascia</i> | 16 <i>Notarcha dubia</i>               | 22 <i>Protonoceras usnicifera</i>     |
| 3 <i>Cirrhochrista bracteolalis</i> | 11 <i>Cirrhochrista diaphana</i>  | 17 <i>Leucocraspeda udeoides</i>       | 23 <i>Agromastix mirifica</i>         |
| 4 <i>Godara suffusalis</i>          | 13 <i>Agrotera basinotata</i>     | 18 <i>Phyctaenia uteomarginalis</i>    | 24 <i>Catacysta junctalis</i>         |
| 5 <i>Haritala delicatalis</i>       | 14 <i>Cataclysta trimaculata</i>  | 19 <i>Pleonectoides vinacea</i>        | 25 <i>Dolichosticha olivacea</i>      |
| 6 <i>Oligostigma angulipennis</i>   |                                   | 20 <i>Glyphodes opalalis</i>           |                                       |






FIGURE 10. HETTINGER

PLATE 10. HETTINGER

- |                                     |                                    |                                       |                                 |
|-------------------------------------|------------------------------------|---------------------------------------|---------------------------------|
| 1. <i>Pararymoriza albifacialis</i> | 2. <i>Ilkaria conigaria</i>        | 3. <i>Andanga imitata</i>             | 4. <i>Pararia delostana</i>     |
| 2. <i>Thalptoceras variabilis</i>   | 11. <i>Girteuxia argenteosalis</i> | 8. <i>Imchophysetus dupifascialis</i> | 5. <i>Merias verditer</i>       |
| 3. <i>Hemitelia obrinusalis</i>     | 12. <i>Glyphodes conciusalis</i>   | 19. <i>Thysanoidma octalis</i>        | 26. <i>Stemmatophora leuata</i> |
| 4. <i>Oligostigma peribocalis</i>   | 13. <i>Pyrallis dulciculalis</i>   | 20. <i>Koramagua aurantidactylis</i>  | 27. <i>Eucrostus pyrrogona</i>  |
| 5. <i>Pyrallis platymitris</i>      | 14. <i>Stegania urbica</i>         | 21. <i>Teras subnigra</i>             | 28. <i>Eucrostus perlepania</i> |
| 6. <i>Stegania subtessellata</i>    | 15. <i>Nadagara vigala</i>         | 22. <i>Argyria nigricosta</i>         | 29. <i>Onellaba botydata</i>    |
| 7. <i>Anisodes walkeri</i>          | 16. <i>Anisodes absconditaria</i>  | 23. <i>Eschata ochreipes</i>          |                                 |













QL British Museum (Natural History)  
543 Dept. of Zoology  
337 Illustrations of typical  
pt. 3 specimens of Lepidoptera  
opera

Filed

PLEASE DO NOT REMOVE  
CARDS OR SLIPS FROM THIS POCKET

---

UNIVERSITY OF TORONTO LIBRARY

---

