

# Bureau of Economic Analysis

## Survey of Current Business

Table of Contents  
June 2000

### Special in this issue

#### 15. Note on Rates of Return for Domestic Nonfinancial Corporations: Revised Estimates for 1960-98

#### 18. Government Spending by Function: A New Presentation

#### 24. Improved Estimates of Gross Product by Industry for 1947-98

The estimates of gross product by industry have been revised to incorporate the results of the recent comprehensive revision of the NIPA's, newly available source data, and several methodological changes. The most significant element of the revision is the development of an integrated set of estimates of gross output, intermediate inputs, and gross product originating (GPO) for all industries. This result enabled the extension of the double-deflation method for computing real GPO to all industries, thereby improving the reliability of the estimates and their consistency with the NIPA estimates. The revisions did not greatly affect the growth rates for real GPO: Real GPO growth for private industries was revised up 0.3 percentage point, the same as the upward revision to real GDP.

#### 64. Comprehensive Revision of State Personal Income: Revised Estimates for 1969-98 and Preliminary Estimates for 1999

On May 17, 2000, BEA released revised estimates of State personal income for 1969-99 that incorporated the results of the most recent comprehensive revision of the NIPA's, newly available benchmark source data, and improved methods for preparing the State estimates. In general, the State estimates were revised up, reflecting several major improvements that were introduced into the national estimates. This release represents a speedup of nearly 6 months in the availability of State personal income estimates that are consistent with the recently revised NIPA estimates.

### Regular features

#### 1. Business Situation

Real GDP increased 5.4 percent in the first quarter of 2000 after in-creasing 7.3 percent in the fourth quarter of 1999; the price index for gross domestic purchases increased 3.2 percent after increasing 2.3 percent. Corporate profits increased \$34.5 billion (3.8 percent at a quarterly rate) in the first quarter. The Federal Government current surplus increased \$74.1 billion, to \$186.3 billion, and the State and local government current surplus decreased \$12.1 billion, to \$56.7 billion.

#### 53. Foreign Direct Investment in the United States: New Investment in 1999

Outlays by foreign investors to acquire or establish businesses in the United States increased to a record \$282.9 billion in 1999 from \$215.3 billion in 1998. The exceptionally high outlays in both years reflect a worldwide boom in merger and acquisition activity, the continuing strength of the U.S. economy, and the increasing number and size of large investments.

### Reports and statistical presentations

#### 130. Subject Guide for Volume 80, Numbers 1-6

#### D-1. BEA Current and Historical Data

### Looking Ahead

*Annual Revision of the U.S. International Transactions Accounts.* An article that summarizes the revisions to the estimates of U.S. international transactions and that discusses the major sources of the revisions will be published in the July Survey. Most of the revisions will affect the estimates for 1995-99. Selected revised estimates will be available on June 20 as part of the release of the estimates of U.S. international transactions for the first quarter of 2000.

*Comprehensive Revision of Local Area Personal Income.* The results of a comprehensive revision of the estimates of local area personal income for 1969-98 were released on June 15 and will be published in the July Survey. The revised estimates will incorporate the results of the recent comprehensive revisions of the NIPA's and of State personal income, the improvements in the source data and the methods for the local area estimates, and newly available data from regular sources.

*Travel and Tourism Satellite Accounts.* An article that updates the U.S. travel and tourism satellite accounts to 1997 will be published in the July Survey. The updated accounts, which will be based on the 1996 annual input-output accounts, will show the growth in tourism expenditures and the output of tourism industries.

# BUSINESS SITUATION

This article was prepared by Larry R. Moran, Daniel Larkins, Ralph W. Morris, Deborah Y. Sieff, and Mary L. Roy.

**R**EAL gross domestic product (GDP) increased 5.4 percent in the first quarter of 2000, according to the "preliminary" estimates of the national income and product accounts (NIPAs), after increasing 7.3 percent in the fourth quarter of 1999 (table 1 and chart 1); the "advance" first-quarter estimate of real GDP, reported in the May "Business Situation," also had shown a 5.4-percent increase.<sup>1</sup> Among the major components, upward revisions to exports of goods and

services and to nonresidential fixed investment were mostly offset by a downward revision to consumer spending and by an upward revision to imports of goods and services.

Real final sales of domestic product and real gross domestic purchases were revised little. The preliminary estimates of the increases in the price indexes for gross domestic purchases and for GDP were the same as the advance estimates.

1. Quarterly estimates in the NIPAs are expressed at seasonally adjusted annual rates. Quarter-to-quarter dollar changes are the differences between the published estimates. Quarter-to-quarter percent changes are annualized and are calculated from unrounded data unless otherwise specified.

Real estimates are calculated using a chain-type Fisher formula with annual weights for all years except 1999 and quarterly weights for all quarters; real estimates are expressed both as index numbers (1996=100) and as chained (1996) dollars. Price indexes (1996=100) are also calculated using a chain-type Fisher formula.

**Table 1.—Real Gross Domestic Product, Real Gross Domestic Purchases, and Real Final Sales to Domestic Purchasers**

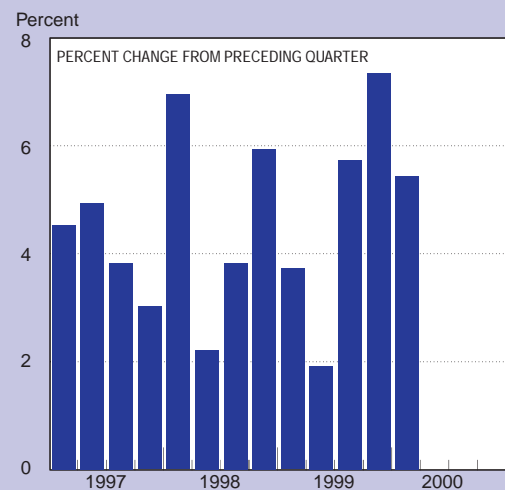
[Seasonally adjusted at annual rates]

|  | Billions of chained (1996) dollars |                               |              |              |              | Percent change from preceding quarter |            |            |            |
|--|------------------------------------|-------------------------------|--------------|--------------|--------------|---------------------------------------|------------|------------|------------|
|  | Level                              | Change from preceding quarter |              |              |              | 1999                                  |            |            |            |
|  |                                    | 2000                          | 1999         |              |              | 2000                                  |            |            |            |
|  | I                                  | II                            | III          | IV           | I            | II                                    | III        | IV         | I          |
| <b>Gross domestic product</b> .....                            | <b>9,156.7</b>                     | <b>40.7</b>                   | <b>121.5</b> | <b>157.4</b> | <b>119.5</b> | <b>1.9</b>                            | <b>5.7</b> | <b>7.3</b> | <b>5.4</b> |
| Less: Exports of goods and services .....                      | 1,092.6                            | 10.0                          | 28.3         | 25.6         | 14.4         | 4.0                                   | 11.5       | 10.1       | 5.5        |
| Plus: Imports of goods and services .....                      | 1,465.5                            | 44.5                          | 47.6         | 29.3         | 43.2         | 14.4                                  | 14.9       | 8.7        | 12.7       |
| <b>Equals: Gross domestic purchases</b> .....                  | <b>9,504.0</b>                     | <b>70.7</b>                   | <b>138.3</b> | <b>160.8</b> | <b>145.4</b> | <b>3.2</b>                            | <b>6.2</b> | <b>7.2</b> | <b>6.4</b> |
| Less: Change in private inventories .....                      | 30.5                               | -36.1                         | 24.0         | 28.7         | -36.2        | .....                                 | .....      | .....      | .....      |
| Nonfarm .....  | 36.7                               | -30.0                         | 28.1         | 31.1         | -35.6        | .....                                 | .....      | .....      | .....      |
| Farm .....   | -6.8                               | -6.5                          | -4.7         | -2.9         | -1           | .....                                 | .....      | .....      | .....      |
| <b>Equals: Final sales to domestic purchasers</b> .....        | <b>9,463.7</b>                     | <b>102.8</b>                  | <b>114.1</b> | <b>132.9</b> | <b>177.7</b> | <b>4.7</b>                            | <b>5.1</b> | <b>5.9</b> | <b>7.9</b> |
| Personal consumption expenditures .....                        | 6,214.3                            | 73.2                          | 71.2         | 87.2         | 111.4        | 5.1                                   | 4.9        | 5.9        | 7.5        |
| Durable goods .....  | 890.6                              | 17.3                          | 15.1         | 25.5         | 43.9         | 9.1                                   | 7.7        | 13.0       | 22.4       |
| Nondurable goods .....   | 1,836.7                            | 14.2                          | 15.6         | 32.7         | 24.7         | 3.3                                   | 3.6        | 7.6        | 5.6        |
| Services .....   | 3,501.8                            | 42.5                          | 41.1         | 31.3         | 47.1         | 5.2                                   | 5.0        | 3.7        | 5.6        |
| Gross private domestic fixed investment .....                  | 1,692.5                            | 25.1                          | 26.3         | 10.5         | 74.7         | 6.6                                   | 6.8        | 2.6        | 19.8       |
| Nonresidential fixed investment .....                          | 1,315.2                            | 20.2                          | 31.4         | 8.9          | 72.0         | 7.0                                   | 10.9       | 2.9        | 25.2       |
| Structures .....   | 257.6                              | -3.4                          | -2.4         | -3           | 11.8         | -5.3                                  | -3.8       | -5         | 20.7       |
| Equipment and software .....                                   | 1067.7                             | 25.2                          | 35.7         | 9.8          | 61.3         | 11.2                                  | 15.7       | 4.0        | 26.6       |
| Residential investment .....                                   | 381.6                              | 5.1                           | -3.7         | 1.7          | 4.8          | 5.5                                   | -3.8       | 1.8        | 5.2        |
| Government consumption expenditures and gross investment ..... | 1,564.8                            | 4.9                           | 17.0         | 34.3         | -4.8         | 1.3                                   | 4.5        | 9.3        | -1.2       |
| Federal .....  | 535.8                              | 2.9                           | 5.4          | 18.8         | -22.5        | 2.1                                   | 4.1        | 14.7       | -15.1      |
| National defense .....   | 340.2                              | -2.2                          | 9.1          | 14.1         | -22.2        | -2.6                                  | 11.2       | 17.2       | -22.3      |
| Nondefense .....   | 195.4                              | 5.0                           | -3.6         | 4.8          | -5           | 10.9                                  | -7.1       | 10.3       | -9         |
| State and local .....  | 1028.5                             | 2.2                           | 11.5         | 15.6         | 17.4         | .9                                    | 4.8        | 6.4        | 7.0        |
| <b>Addendum: Final sales of domestic product</b> .....         | <b>9,116.3</b>                     | <b>72.5</b>                   | <b>97.5</b>  | <b>129.6</b> | <b>151.7</b> | <b>3.4</b>                            | <b>4.5</b> | <b>6.0</b> | <b>6.9</b> |

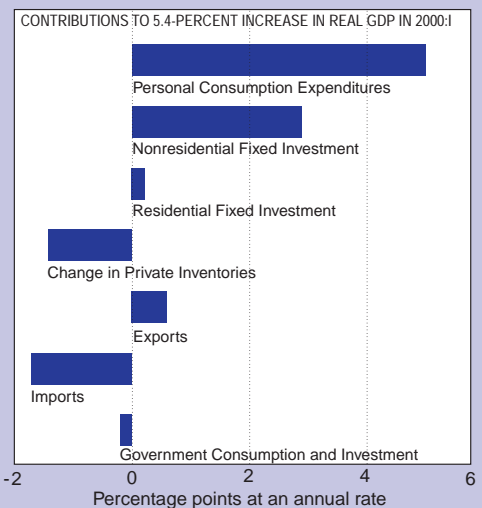
NOTE.—Chained (1996) dollar series are calculated as the product of the chain-type quantity index and the 1996 current-dollar value of the corresponding series, divided by 100. Because the formula for the chain-type quantity indexes uses weights of more than one period, the corresponding chained-dollar estimates usually are not additive. Chained (1996) dollar levels and residuals, which measure the extent of nonadditivity in each table, are shown in NIPA tables 1.2, 1.4, and 1.6. Percent changes are calculated from unrounded data. Percent changes in major aggregates are shown in NIPA table S.1. (See "Selected NIPA Tables," which begin on page D-2 in this issue.)

**CHART 1**

## Real Gross Domestic Product



Based on Seasonally Adjusted Annual Rates



U.S. Department of Commerce, Bureau of Economic Analysis

(The sources of the revisions are discussed in the section "Revisions.")

The 5.4-percent increase in the first quarter was the third consecutive increase above 5.0 percent and was well above the 3.7-percent average annual growth rate for real GDP over the current expansion, which began in the second quarter of 1991.

The picture of the economy in the first quarter presented by the preliminary estimates was little changed from that presented by the advance estimates. The preliminary estimates showed the following:

- Real GDP growth decelerated in the first quarter but remained strong. The deceleration was primarily accounted for by downturns in private inventory investment and in government spending, by an acceleration in imports of goods and services, and by a deceleration in exports of goods and services. These changes were partly offset by accelerations in private nonresidential fixed investment and in consumer spending.
- Real final sales of domestic product accelerated, as private inventory investment turned down.<sup>2</sup> The growth in real final sales of

domestic product was 1.5 percentage points higher than the growth in real GDP in the first quarter and was 1.3 percentage points lower than the growth in GDP in the fourth quarter.

- Real gross domestic purchases decelerated less than real GDP in the first quarter, reflecting an acceleration in imports of goods and services, which are subtracted in the calculation of GDP but not in the calculation of gross domestic purchases, and a deceleration in exports of goods and services, which are added in the calculation of GDP but not in the calculation of gross domestic purchases.<sup>3</sup>
- The largest contributors to the first-quarter increase in real GDP were consumer spending and business investment in equipment and software (table 2 and chart 1). The increase in GDP was moderated by an increase in imports and by decreases in private inventory investment and in Federal Government spending.

The price index for gross domestic purchases increased 3.2 percent in the first quarter after

2. Final sales of domestic product is calculated as GDP less change in private inventories.

3. Gross domestic purchases—a measure of purchases by U.S. residents regardless of where the purchased goods and services were produced—is calculated as the sum of personal consumption expenditures, gross private domestic investment, and government consumption expenditures and gross investment.

**Table 2.—Contributions to Percent Change in Real Gross Domestic Product**

[Seasonally adjusted at annual rates]

|  | 1999  |       |       | 2000  |
|--|-------|-------|-------|-------|
|  | II    | III   | IV    | I     |
| <b>Percent change at annual rate:</b>                          |       |       |       |       |
| Gross domestic product .....                                   | 1.9   | 5.7   | 7.3   | 5.4   |
| <b>Percentage points at annual rates:</b>                      |       |       |       |       |
| Personal consumption expenditures .....                        | 3.36  | 3.33  | 4.07  | 5.02  |
| Durable goods .....  | .71   | .62   | 1.03  | 1.70  |
| Nondurable goods .....   | .64   | .73   | 1.51  | 1.12  |
| Services .....   | 2.00  | 1.98  | 1.53  | 2.20  |
| Gross private domestic investment .....                        | -.36  | 2.26  | 1.72  | 1.70  |
| Fixed investment .....   | 1.10  | 1.16  | .48   | 3.13  |
| Nonresidential .....   | .86   | 1.33  | -.39  | 2.90  |
| Structures .....   | -.16  | -.11  | -.01  | .56   |
| Equipment and software .....                                   | 1.02  | 1.44  | .40   | 2.35  |
| Residential .....  | .24   | -.17  | 0.09  | .23   |
| Change in private inventories .....                            | -1.46 | 1.09  | 1.24  | -1.43 |
| Net exports of goods and services .....                        | -1.35 | -.73  | -.12  | -1.12 |
| Exports .....  | .42   | 1.19  | 1.08  | .60   |
| Goods .....  | .32   | 1.19  | .83   | .52   |
| Services .....   | .10   | 0     | .24   | .08   |
| Imports .....  | -1.77 | -1.92 | -1.20 | -1.72 |
| Goods .....  | -1.59 | -1.84 | -1.12 | -1.54 |
| Services .....   | -.19  | -.08  | -.08  | -.18  |
| Government consumption expenditures and gross investment ..... | .23   | .81   | 1.61  | -.20  |
| Federal .....  | .13   | .26   | .87   | -1.00 |
| National defense .....   | -.10  | .42   | .65   | -.99  |
| Nondefense .....   | .23   | -.16  | .22   | -.02  |
| State and local .....  | .10   | .55   | .75   | .80   |

NOTE.—More detailed contributions to percent change in real gross domestic product are shown in NIPA table 8.2. Contributions to percent change in major components of real gross domestic product are shown in tables 8.3 through 8.6.

**Table 3.—Percent Changes in Prices**

[Annual rates; based on seasonally adjusted index numbers (1996=100)]

|  | 1999       |            |            | 2000       |
|--|------------|------------|------------|------------|
|  | II         | III        | IV         | I          |
| <b>Gross domestic product</b> .....                                  | <b>1.3</b> | <b>1.1</b> | <b>2.0</b> | <b>2.7</b> |
| Less: Exports of goods and services .....                            | .7         | 1.3        | 2.6        | 2.1        |
| Plus: Imports of goods and services .....                            | 5.2        | 6.2        | 4.9        | 5.9        |
| <b>Equals: Gross domestic purchases</b> .....                        | <b>1.9</b> | <b>1.7</b> | <b>2.3</b> | <b>3.2</b> |
| Less: Change in private inventories .....                            |            |            |            |            |
| <b>Equals: Final sales to domestic purchasers</b> .....              | <b>2.0</b> | <b>1.8</b> | <b>2.3</b> | <b>3.2</b> |
| Personal consumption expenditures .....                              | 2.2        | 1.8        | 2.5        | 3.1        |
| Food .....   | 1.2        | 2.1        | 2.3        | 2.4        |
| Energy goods and services <sup>1</sup> .....                         | 26.9       | 14.2       | 12.0       | 34.7       |
| Other personal consumption expenditures .....                        | 1.3        | 1.2        | 2.0        | 1.8        |
| Private nonresidential fixed investment .....                        | -1.4       | -1.3       | 0          | .1         |
| Structures .....   | 2.2        | 3.4        | 3.5        | 4.0        |
| Equipment and software .....   | -2.5       | -2.7       | -1.1       | -1.0       |
| Private residential investment .....                                 | 3.6        | 4.1        | 2.2        | 3.9        |
| Government consumption expenditures and gross investment .....       | 2.9        | 3.3        | 3.4        | 5.8        |
| Federal .....  | .9         | 1.8        | 2.7        | 7.3        |
| National defense .....   | 1.0        | 1.8        | 2.5        | 6.4        |
| Nondefense .....   | .7         | 1.8        | 3.1        | 9.0        |
| State and local .....  | 4.0        | 4.2        | 3.8        | 5.0        |
| <b>Addendum: Gross domestic purchases less food and energy</b> ..... | <b>1.2</b> | <b>1.2</b> | <b>1.9</b> | <b>2.1</b> |

1. Consists of gasoline, fuel oil, and other energy goods and of electricity and gas.

NOTE.—Percent changes in major aggregates are shown in NIPA table 8.1. Index numbers are shown in tables 7.1, 7.2, and 7.4.

increasing 2.3 percent in the fourth (table 3). The step-up was primarily accounted for by an acceleration in the prices of personal consumption expenditures, mainly in the prices of energy, and by an acceleration in the prices of government consumption expenditures, mainly as a result of a Federal pay raise in the first quarter. Food prices increased at the same rate in both quarters. The price index for gross domestic purchases excluding food and energy prices, which are usually more volatile than many other prices, increased 2.1 percent after increasing 1.9 percent; if the effect of the Federal pay raise is also excluded, the measure increased 1.7 percent after increasing 1.9 percent.

GDP prices increased 2.7 percent in the first quarter after increasing 2.0 percent in the fourth. The smaller first-quarter increase in GDP prices than in gross domestic purchases prices reflected a smaller increase in export prices than in import prices.

Real disposable personal income (DPI) increased 2.2 percent in the first quarter after increasing 4.7 percent in the fourth. The personal saving rate—personal saving as a percentage of current-dollar DPI—continued its downtrend, decreasing to 0.6 percent from 1.8 percent in the fourth quarter; the first-quarter rate is the lowest since 1946, the first year for which quarterly estimates are available. The national saving rate—gross saving as a percentage of gross national

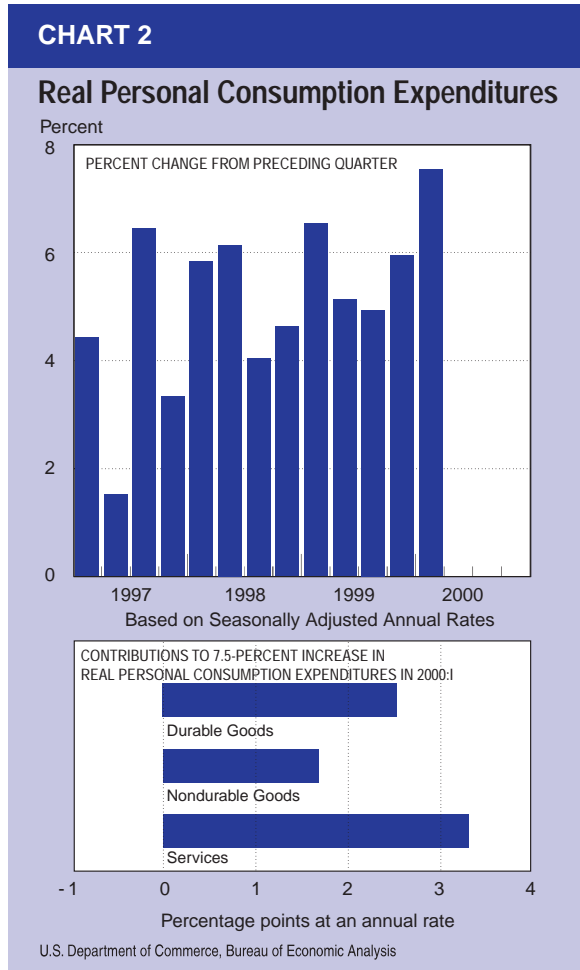


Table 4.—Real Personal Consumption Expenditures

[Seasonally adjusted at annual rates]

|  | Billions of chained (1996) dollars |                               |             |             |              | Percent change from preceding quarter |            |            |            |
|--|------------------------------------|-------------------------------|-------------|-------------|--------------|---------------------------------------|------------|------------|------------|
|  | Level                              | Change from preceding quarter |             |             |              | 1999                                  |            |            | 2000       |
|  |                                    | 2000                          | 1999        |             |              | 1999                                  |            |            | 2000       |
|  |                                    | I                             | II          | III         | IV           | I                                     | II         | III        | IV         |
| <b>Personal consumption expenditures</b> .....   | <b>6,214.3</b>                     | <b>73.2</b>                   | <b>71.2</b> | <b>87.2</b> | <b>111.4</b> | <b>5.1</b>                            | <b>4.9</b> | <b>5.9</b> | <b>7.5</b> |
| Durable goods .....                              | 890.6                              | 17.3                          | 15.1        | 25.5        | 43.9         | 9.1                                   | 7.7        | 13.0       | 22.4       |
| Motor vehicles and parts .....                   | 346.2                              | 6.8                           | 2.4         | 6.1         | 20.5         | 9.2                                   | 3.0        | 7.9        | 27.7       |
| Of which: New autos .....                        | 113.3                              | 5.6                           | -8          | 7.0         | 4.9          | 25.5                                  | -3.2       | 30.9       | 19.4       |
| New light trucks .....                           | 100.8                              | 1.3                           | 2.3         | .2          | 11.7         | 6.0                                   | 11.0       | 1.2        | 63.6       |
| Furniture and household equipment .....          | 375.1                              | 8.8                           | 10.5        | 13.4        | 15.7         | 11.3                                  | 13.0       | 16.5       | 18.6       |
| Other .....                                      | 171.4                              | 1.8                           | 2.9         | 6.5         | 7.3          | 4.8                                   | 8.0        | 17.4       | 18.9       |
| Nondurable goods .....                           | 1,836.7                            | 14.2                          | 15.6        | 32.7        | 24.7         | 3.3                                   | 3.6        | 7.6        | 5.6        |
| Food .....                                       | 878.1                              | 5.1                           | 5.4         | 23.1        | 5.0          | 2.4                                   | 2.6        | 11.3       | 2.3        |
| Clothing and shoes .....                         | 332.8                              | 2.1                           | 4.8         | -3.5        | 14.7         | 2.7                                   | 6.2        | -4.3       | 19.9       |
| Gasoline, fuel oil, and other energy goods ..... | 142.1                              | 1.0                           | .6          | 1.5         | -3.9         | 2.8                                   | 1.8        | 4.3        | -10.3      |
| Other .....                                      | 484.3                              | 6.0                           | 4.9         | 10.6        | 10.2         | 5.4                                   | 4.3        | 9.5        | 8.9        |
| Services .....                                   | 3,501.8                            | 42.5                          | 41.1        | 31.3        | 47.1         | 5.2                                   | 5.0        | 3.7        | 5.6        |
| Housing .....                                    | 839.3                              | 4.7                           | 5.4         | 5.6         | 5.2          | 2.3                                   | 2.7        | 2.7        | 2.5        |
| Household operation .....                        | 366.5                              | 4.8                           | 5.6         | -3.4        | 5.5          | 5.6                                   | 6.4        | -3.7       | 6.2        |
| Electricity and gas .....                        | 132.9                              | 1.1                           | 3.2         | -5.2        | 2.7          | 3.5                                   | 9.9        | -14.4      | 8.5        |
| Other household operation .....                  | 233.3                              | 3.6                           | 2.5         | 1.6         | 2.8          | 6.7                                   | 4.4        | 2.9        | 4.9        |
| Transportation .....                             | 245.5                              | 2.2                           | 2.5         | 1.5         | 1.6          | 3.6                                   | 4.2        | 2.6        | 2.7        |
| Medical care .....                               | 896.7                              | 6.4                           | 8.9         | 8.2         | 7.6          | 3.0                                   | 4.2        | 3.8        | 3.5        |
| Recreation .....                                 | 243.2                              | 6.6                           | 7.4         | 3.9         | 6.9          | 12.7                                  | 13.8       | 6.9        | 12.2       |
| Other .....                                      | 909.7                              | 17.8                          | 11.5        | 14.8        | 20.3         | 8.7                                   | 5.4        | 7.0        | 9.5        |

NOTE.—See note to table 1 for an explanation of chained (1996) dollar series. Chained (1996) dollar levels and residuals are shown in NIPA tables 2.3 and 8.9B (motor vehicles). Percent changes in major aggregates are shown in NIPA table S.1.

product—decreased to 18.2 percent in the first quarter from 18.3 percent in the fourth.

**Personal consumption expenditures**

Real personal consumption expenditures (PCE) increased 7.5 percent in the first quarter after increasing 5.9 percent in the fourth (table 4 and chart 2). The first-quarter increase was the ninth consecutive increase above 3.8 percent, the average annual growth rate of PCE over the current expansion. The first-quarter step-up was accounted for by accelerations in expenditures for durable goods and for services; expenditures for nondurable goods increased less in the first quarter than in the fourth.

The step-up in PCE was consistent with movements in some of the factors considered in analyses of PCE (chart 3). The Index of Consumer Sentiment (prepared by the University of Michigan's Survey Research Center as a measure of consumer attitudes and expectations) increased to a record level in the first quarter, and the unemployment rate remained at 4.1 percent, its lowest

level in 30 years. In contrast, real DPI increased 2.2 percent after increasing 4.7 percent.

Expenditures for durable goods jumped 22.4 percent in the first quarter after increasing 13.0 percent in the fourth. The step-up was largely accounted for by an acceleration in motor vehicles and parts, mostly in trucks and recreational vehicles. Furniture and household equipment and "other" durable goods increased a little more in the first quarter than in the fourth.<sup>4</sup>

Expenditures for services increased 5.6 percent after increasing 3.7 percent. The step-up was accounted for by an upturn in household operations—primarily in electricity and gas—and by accelerations in "other" services and in recreation.<sup>5</sup> Transportation increased about the same in each quarter, and medical care and housing each increased slightly less in the first quarter than in the fourth.

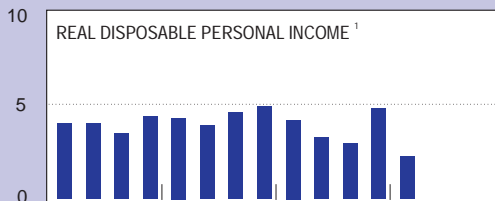
4. "Other" durable goods includes jewelry and watches, ophthalmic products and orthopedic equipment, books and maps, bicycles and motorcycles, guns, and sporting equipment, photographic equipment, boats, and pleasure aircraft.

5. "Other" services includes personal care, personal business, net foreign travel, education and research, and religious and welfare activities.

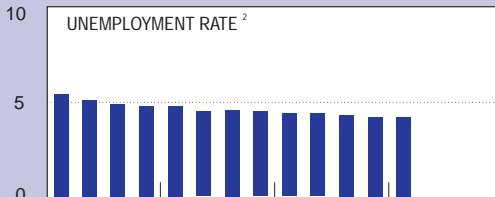
**CHART 3**

**Selected Factors Affecting Consumer Spending**

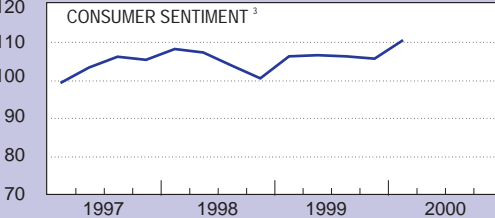
Percent change



Percent



Index



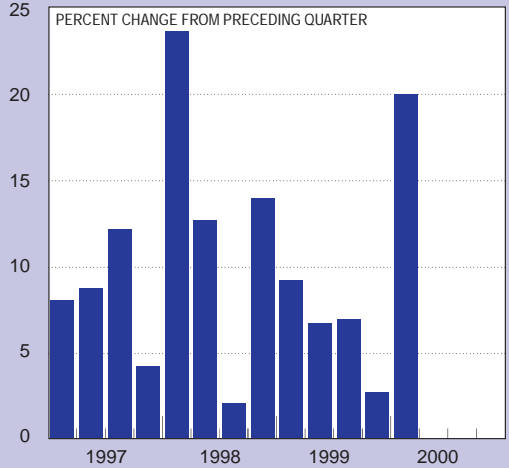
1. Based on seasonally adjusted annual rates.  
 2. All civilian workers, seasonally adjusted. Data: U.S. Department of Labor, Bureau of Labor Statistics  
 3. Data: University of Michigan's Survey Research Center

U.S. Department of Commerce, Bureau of Economic Analysis

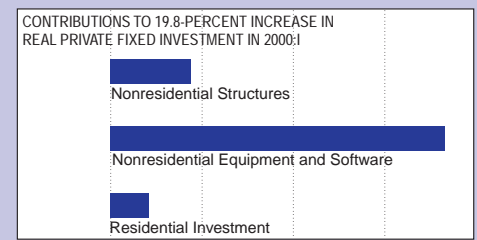
**CHART 4**

**Real Private Fixed Investment**

Percent



Based on Seasonally Adjusted Annual Rates



Percentage points at an annual rate

U.S. Department of Commerce, Bureau of Economic Analysis



Expenditures for nondurable goods increased 5.6 percent after increasing 7.6 percent. The slowdown was more than accounted for by a deceleration in food and by a downturn in gasoline, fuel oil, and other energy goods. "Other" nondurable goods increased about the same in each quarter, and clothing and shoes turned up.<sup>6</sup>

**Private fixed investment**

Real private fixed investment jumped 19.8 percent in the first quarter after increasing 2.6 percent in the fourth (table 5 and chart 4). Both nonresidential fixed investment and residential investment accelerated.

**Nonresidential fixed investment.**—Real private nonresidential fixed investment jumped 25.2 percent in the first quarter after increasing 2.9 percent in the fourth. Equipment and software accelerated sharply, and structures turned up.

Over the past four quarters, nonresidential fixed investment increased 11.2 percent, somewhat more than the 8.8-percent average annual increase over the current expansion. Many of the factors that affect investment spending showed strength over the past four quarters: Real final sales of domestic product increased 5.2 percent; domestic corporate profits increased 9.3 percent;

and the capacity utilization rate increased to 81.5 percent from 80.4 percent (chart 5). In contrast, long-term interest rates increased; for example, the yield on high-grade corporate bonds increased to 7.65 percent in the first quarter of 2000 from 6.33 percent in the first quarter of 1999.

Investment in equipment and software jumped 26.6 percent in the first quarter after increasing 4.0 percent in the fourth. The step-up was largely accounted for by an acceleration in information processing equipment and software and an upturn in transportation equipment, but an upturn in "other" equipment and a small acceleration in industrial equipment also contributed.<sup>7</sup> The acceleration in information processing equipment was widespread but was largest in communication equipment and in computers and peripheral equipment. The upturn in transportation equipment was also widespread.

Investment in nonresidential structures jumped 20.7 percent after edging down 0.5 percent. The upturn was largely accounted for by upturns in nonresidential buildings and in utilities.

**Residential investment.**—Real private residential investment increased 5.2 percent in the first quar-

6. "Other" nondurable goods includes tobacco, toilet articles, drug preparations and sundries, stationary and writing supplies, toys, film, flowers, cleaning preparations and paper products, semidurable house furnishings, and magazines and newspapers.

7. "Other" equipment includes construction and agricultural machinery, mining and oilfield machinery, electrical equipment not included in other categories, furniture and fixtures, and service-industry machinery.

**Table 5.—Real Private Fixed Investment**

[Seasonally adjusted at annual rates]

|   | Billions of chained (1996) dollars |                               |             |             |             | Percent change from preceding quarter |            |            |             |
|---|------------------------------------|-------------------------------|-------------|-------------|-------------|---------------------------------------|------------|------------|-------------|
|   | Level                              | Change from preceding quarter |             |             |             | 1999                                  |            |            | 2000        |
|   | 2000                               | 1999                          |             |             | 2000        |                                       |            |            |             |
|   | I                                  | II                            | III         | IV          | I           | II                                    | III        | IV         | I           |
| <b>Private fixed investment</b> .....                 | <b>1,692.5</b>                     | <b>25.1</b>                   | <b>26.3</b> | <b>10.5</b> | <b>74.7</b> | <b>6.6</b>                            | <b>6.8</b> | <b>2.6</b> | <b>19.8</b> |
| Nonresidential .....                                  | 1,315.2                            | 20.2                          | 31.4        | 8.9         | 72.0        | 7.0                                   | 10.9       | 2.9        | 25.2        |
| Structures .....                                      | 257.6                              | -3.4                          | -2.4        | -3          | 11.8        | -5.3                                  | -3.8       | -5         | 20.7        |
| Nonresidential buildings, including farm .....        | 185.4                              | -5.4                          | -4.0        | -7          | 8.9         | -11.1                                 | -8.4       | -1.6       | 21.8        |
| Utilities .....                                       | 39.5                               | -1                            | .5          | -5          | 1.5         | -1.5                                  | 5.3        | -5.1       | 17.2        |
| Mining exploration, shafts, and wells .....           | 26.3                               | 1.0                           | 1.7         | 1.0         | 1.0         | 19.5                                  | 35.6       | 16.2       | 17.9        |
| Other structures .....                                | 6.5                                | 1.1                           | -8          | -1          | .3          | 100.1                                 | -38.2      | -5.7       | 20.7        |
| Equipment and software .....                          | 1,067.7                            | 25.2                          | 35.7        | 9.8         | 61.3        | 11.2                                  | 15.7       | 4.0        | 26.6        |
| Information processing equipment and software .....   | 582.9                              | 30.6                          | 25.0        | 15.7        | 41.2        | 28.6                                  | 21.6       | 12.4       | 34.0        |
| Computers and peripheral equipment <sup>1</sup> ..... | 266.0                              | 19.5                          | 20.6        | 9.8         | 22.7        | 46.9                                  | 44.5       | 17.9       | 42.9        |
| Software <sup>2</sup> .....                           | 163.7                              | 5.4                           | 5.0         | 4.6         | 7.1         | 16.1                                  | 14.3       | 12.6       | 19.2        |
| Other .....   | 195.2                              | 10.6                          | 6.3         | 3.9         | 16.6        | 29.9                                  | 15.7       | 9.2        | 42.9        |
| Industrial equipment .....                            | 160.0                              | 1.6                           | 3.4         | 4.3         | 5.7         | 4.3                                   | 9.8        | 11.9       | 15.6        |
| Transportation equipment .....                        | 208.0                              | .8                            | 12.4        | -7.6        | 11.6        | 1.6                                   | 28.7       | -14.1      | 25.9        |
| Of which: Motor vehicles .....                        | 167.5                              | 3.7                           | 14.0        | -6.9        | 4.4         | 10.3                                  | 41.0       | -15.4      | 11.4        |
| Other .....   | 135.6                              | -3.7                          | -3.2        | -2          | 5.7         | -10.4                                 | -9.2       | -5         | 18.5        |
| Residential .....                                     | 381.6                              | 5.1                           | -3.7        | 1.7         | 4.8         | 5.5                                   | -3.8       | 1.8        | 5.2         |
| Single-family structures .....                        | 205.0                              | 0                             | -4.1        | 4.8         | 8.5         | -1                                    | -8.0       | 10.5       | 18.5        |
| Multifamily structures .....                          | 23.8                               | -4                            | 0           | -3          | 1.2         | -6.5                                  | -8         | -4.0       | 22.7        |
| Other <sup>3</sup> .....                              | 152.6                              | 5.6                           | .5          | -3.0        | -5.1        | 15.4                                  | 1.2        | -7.3       | -12.3       |

1. Includes new computers and peripheral equipment only.  
 2. Excludes software "embedded," or bundled, in computers and other equipment.  
 3. "Other" residential investment includes home improvements, new manufactured home sales, brokers' commissions on home sales, residential equipment, net purchases of used structures, and other residential structures (which consists primarily of dormitories and of fraternity and soror-

ity houses).  
 NOTE.—See note to table 1 for an explanation of chained (1996) dollar series. Chained (1996) dollar levels and residuals are shown in NIPA tables 5.5 and 8.9B (motor vehicles). Percent changes in major aggregates are shown in NIPA table S.1.

ter after increasing 1.8 percent in the fourth (table 5). The acceleration was largely accounted for by an acceleration in single-family structures, but an upturn in multifamily structures also contributed. "Other" residential investment decreased more than in the fourth quarter.<sup>8</sup>

Investment in single-family structures increased 18.5 percent after increasing 10.5 percent, and investment in multifamily structures increased 22.7 percent after decreasing 4.0 percent. "Other" residential investment decreased 12.3 percent after decreasing 7.3 percent; the larger first-quarter decrease was mainly attribut-

8. "Other" residential investment includes home improvements, new manufactured home sales, brokers' commissions on home sales, residential equipment, and other residential structures (which consists primarily of dormitories, fraternity and sorority houses).

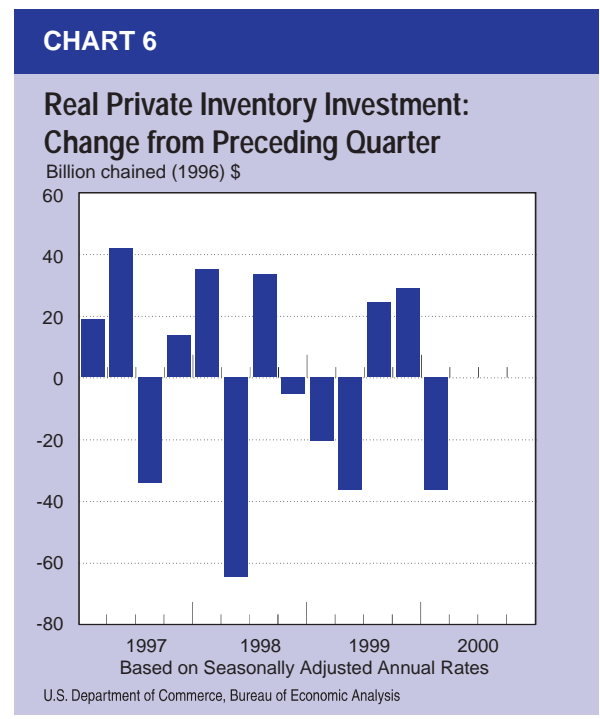
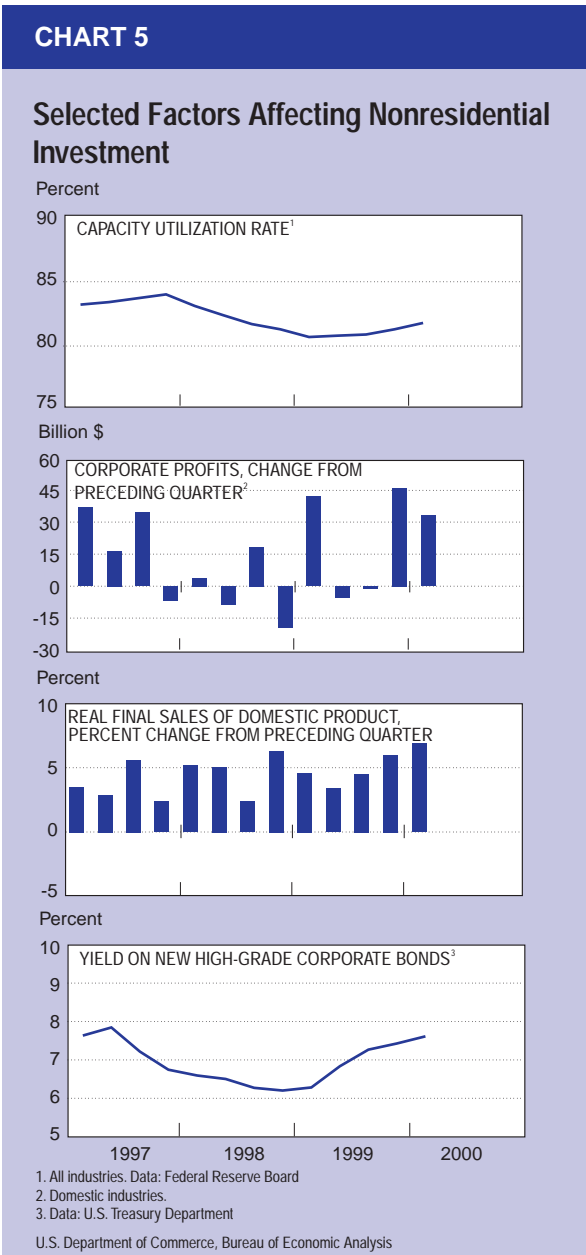
able to brokers' commissions on home sales. These commissions decreased more in the first quarter than in the fourth, primarily reflecting a larger first-quarter decrease in sales of existing homes. The commitment rate on 30-year, fixed-rate mortgages increased to 8.3 percent from 7.8 percent; the rate has increased 1.5 percentage points since the recent low in the fourth quarter of 1998.

**Inventory investment**

Real inventory investment—that is, the change in private inventories—decreased \$36.2 billion in the first quarter, as inventory accumulation slowed to \$30.5 billion from \$66.7 billion; inventory investment had increased \$28.7 billion in the fourth quarter (table 6 and chart 6).

The first-quarter decrease in inventory investment was more than accounted for by a \$46.1 billion drop in investment at the retail level, as the stock of retail inventories decreased \$1.7 billion after increasing \$44.4 billion. Inventories of durable-goods retailers decreased \$2.0 billion after increasing \$29.1 billion; about two-thirds of the swing was accounted for by inventories of motor vehicle dealers. Inventories of nondurable-goods retailers increased \$0.3 billion after increasing \$15.6 billion.

In contrast, investment at the wholesale level increased, as the stock of wholesale inventories increased \$21.4 billion after increasing \$15.0 billion. Inventories of nonmerchant wholesalers



increased \$4.7 billion after decreasing \$1.2 billion; the upturn was largely accounted for by durable goods—mainly motor vehicles, professional and commercial equipment, and machinery equipment—but nondurable goods also turned up. Inventories of merchant wholesalers increased \$16.7 billion after increasing \$16.2 billion; an upturn in inventories of nondurable goods—primarily farm products—more than offset a slowdown in inventories of durable goods, mainly of professional and commercial equipment and of electrical goods.

Investment in manufacturing inventories also increased, as inventories increased \$12.8 billion after increasing \$8.2 billion. Inventories of durable-goods manufacturers increased \$8.6 billion after increasing \$3.0 billion. Inventories of transportation equipment increased after decreasing; the upturn was mainly in aircraft inventories. In contrast, inventories of electronic machinery slowed. Inventories of nondurable-goods manufacturers increased \$4.2 billion after increasing \$5.1 billion. Food inventories increased less than in the fourth quarter, and chemical inventories

**Table 6.—Real Change in Private Inventories**  
[Billions of chained (1996) dollars; seasonally adjusted at annual rates]

|  | Level       |             |             |             |             | Change from preceding quarter |             |             |              |
|--|-------------|-------------|-------------|-------------|-------------|-------------------------------|-------------|-------------|--------------|
|  | 1999        |             |             |             | 2000        | 1999                          |             |             | 2000         |
|  | I           | II          | III         | IV          | I           | II                            | III         | IV          | I            |
| <b>Change in private inventories</b> ..... | <b>50.1</b> | <b>14.0</b> | <b>38.0</b> | <b>66.7</b> | <b>30.5</b> | <b>-36.1</b>                  | <b>24.0</b> | <b>28.7</b> | <b>-36.2</b> |
| Farm .....                                 | 7.4         | .9          | -3.8        | -6.7        | -6.8        | -6.5                          | -4.7        | -2.9        | -1           |
| Nonfarm .....                              | 43.1        | 13.1        | 41.2        | 72.3        | 36.7        | -30.0                         | 28.1        | 31.1        | -35.6        |
| Manufacturing .....                        | 0           | -8.3        | 1.7         | 8.2         | 12.8        | -8.3                          | 10.0        | 6.5         | 4.6          |
| Durable goods .....                        | 1.8         | -6.6        | 1.8         | 3.0         | 8.6         | -8.4                          | 8.4         | 1.2         | 5.6          |
| Nondurable goods .....                     | -1.8        | -1.7        | 0           | 5.1         | 4.2         | .1                            | 1.7         | 5.1         | -9           |
| Wholesale trade .....                      | 9.5         | 11.1        | 25.1        | 15.0        | 21.4        | 1.6                           | 14.0        | -10.1       | 6.4          |
| Durable goods .....                        | 11.8        | 11.0        | 11.1        | 17.3        | 16.4        | -8                            | .1          | 6.2         | -9           |
| Nondurable goods .....                     | -2.4        | .1          | 14.0        | -2.2        | 5.1         | 2.5                           | 13.9        | -16.2       | 7.3          |
| Retail trade .....                         | 17.5        | 5.9         | 14.1        | 44.4        | -1.7        | -11.6                         | 8.2         | 30.3        | -46.1        |
| Durable goods .....                        | 9.5         | 4.0         | 11.8        | 29.1        | -2.0        | -5.5                          | 7.8         | 17.3        | -31.1        |
| Of which: Motor vehicle dealers .....      | 3.1         | 0           | 9.3         | 15.3        | -4.6        | -3.1                          | 9.3         | 6.0         | -19.9        |
| Nondurable goods .....                     | 8.0         | 1.9         | 2.5         | 15.6        | .3          | -6.1                          | .6          | 13.1        | -15.3        |
| Other .....                                | 15.7        | 4.1         | .1          | 3.6         | 4.6         | -11.6                         | -4.0        | 3.5         | 1.0          |
| Durable goods .....                        | 1.7         | -2.0        | -1.0        | 1.1         | 1.0         | -3.7                          | 1.0         | 2.1         | -1           |
| Nondurable goods .....                     | 14.0        | 6.3         | 1.1         | 2.4         | 3.6         | -7.7                          | -5.2        | 1.3         | 1.2          |
| <b>Addenda:</b>                            |             |             |             |             |             |                               |             |             |              |
| Motor vehicles .....                       | 6.4         | 2.5         | 13.3        | 18.0        | -2.2        | -3.9                          | 10.8        | 4.7         | -20.2        |
| Autos .....                                | 1.7         | -7.9        | 3.3         | 7.7         | 3.9         | -9.6                          | 11.2        | 4.4         | -3.8         |
| Trucks .....                               | 4.5         | 9.2         | 9.4         | 9.9         | -5.4        | 4.7                           | .2          | .5          | -15.3        |

NOTE.—See note to table 1 for an explanation of chained (1996) dollar series. Chained (1996) dollar levels and residuals are shown in NIPA tables 5.11 and 8.9B (motor vehicles).

**Table 7.—Real Exports and Imports of Goods and Services**  
[Seasonally adjusted at annual rates]

|  | Billions of chained (1996) dollars |                               |             |             |             | Percent change from preceding quarter |             |             |             |
|--|------------------------------------|-------------------------------|-------------|-------------|-------------|---------------------------------------|-------------|-------------|-------------|
|  | Level                              | Change from preceding quarter |             |             |             | 1999                                  |             |             | 2000        |
|  | 2000                               | 1999                          |             |             |             | 1999                                  |             |             | 2000        |
|  | I                                  | II                            | III         | IV          | I           | II                                    | III         | IV          | I           |
| <b>Exports of goods and services</b> .....                             | <b>1,092.6</b>                     | <b>10.0</b>                   | <b>28.3</b> | <b>25.6</b> | <b>14.4</b> | <b>4.0</b>                            | <b>11.5</b> | <b>10.1</b> | <b>5.5</b>  |
| Exports of goods <sup>1</sup> .....                                    | 796.8                              | 7.7                           | 29.2        | 20.4        | 13.1        | 4.3                                   | 16.9        | 11.1        | 6.8         |
| Foods, feeds, and beverages .....                                      | 59.4                               | 3.2                           | 3.0         | -.3         | .6          | 25.9                                  | 23.3        | -1.6        | 4.1         |
| Industrial supplies and materials .....                                | 162.2                              | 3.0                           | 2.6         | 9.4         | .1          | 8.5                                   | 6.9         | 27.2        | .3          |
| Capital goods, except automotive .....                                 | 363.0                              | -1.2                          | 23.7        | 4.6         | 6.3         | -1.5                                  | 32.1        | 5.3         | 7.3         |
| Automotive vehicles, engines, and parts .....                          | 79.0                               | 3.5                           | .8          | .5          | 3.7         | 21.3                                  | 4.3         | 3.0         | 21.2        |
| Consumer goods, except automotive .....                                | 86.9                               | -.4                           | 1.4         | 2.9         | 3.7         | -2.3                                  | 7.4         | 15.3        | 19.0        |
| Other .....  | 46.4                               | -.1                           | -1.5        | 2.8         | -1.7        | -6                                    | -12.2       | 26.4        | -13.0       |
| Exports of services <sup>1</sup> .....                                 | 297.2                              | 2.2                           | .1          | 5.3         | 1.7         | 3.2                                   | 0           | 7.6         | 2.2         |
| <b>Imports of goods and services</b> .....                             | <b>1,465.5</b>                     | <b>44.5</b>                   | <b>47.6</b> | <b>29.3</b> | <b>43.2</b> | <b>14.4</b>                           | <b>14.9</b> | <b>8.7</b>  | <b>12.7</b> |
| Imports of goods <sup>1</sup> .....                                    | 1,256.0                            | 40.5                          | 46.4        | 27.9        | 39.2        | 15.5                                  | 17.3        | 9.7         | 13.5        |
| Foods, feeds, and beverages .....                                      | 47.0                               | 2.3                           | 1.2         | .4          | -.6         | 22.9                                  | 10.7        | 2.9         | -4.6        |
| Industrial supplies and materials, except petroleum and products ..... | 167.2                              | 3.4                           | 4.5         | 5.7         | 2.5         | 9.3                                   | 12.1        | 15.1        | 6.3         |
| Petroleum and products .....   | 82.2                               | 4.7                           | -2.6        | -6.1        | 5.6         | 25.5                                  | -11.6       | -26.3       | 32.9        |
| Capital goods, except automotive .....                                 | 420.5                              | 23.0                          | 19.5        | 16.9        | 13.6        | 29.2                                  | 22.8        | 18.4        | 14.1        |
| Automotive vehicles, engines, and parts .....                          | 194.4                              | 3.0                           | 10.7        | 1.1         | 9.2         | 7.1                                   | 27.1        | 2.4         | 21.5        |
| Consumer goods, except automotive .....                                | 272.1                              | 5.1                           | 10.8        | 11.5        | 9.0         | 8.9                                   | 19.2        | 19.6        | 14.4        |
| Other .....  | 74.1                               | 1.5                           | 2.1         | .8          | -1.0        | 8.4                                   | 12.7        | 4.2         | -5.1        |
| Imports of services <sup>1</sup> .....                                 | 211.4                              | 4.3                           | 1.8         | 1.7         | 4.2         | 8.9                                   | 3.6         | 3.4         | 8.3         |

1. Exports and imports of certain goods, primarily military equipment purchased and sold by the Federal Government, are included in services.

NOTE.—See note to table 1 for an explanation of chained (1996) dollar series. Chained (1996) dollar levels and residuals are shown in NIPA table 4.4. Percent changes in major aggregates are shown in NIPA table S.1.



decreased slightly after increasing. In contrast, inventories of petroleum products and inventories of paper and allied products turned up.

“Other” nonfarm inventories increased \$4.6 billion after increasing \$3.6 billion.<sup>9</sup>

Farm inventories decreased \$6.8 billion, about the same as in the fourth quarter. Crop inventories accounted for most of the decrease in both quarters.

In the first quarter, the ratio of real private nonfarm inventories to real final sales of domestic businesses decreased to 2.06 from 2.09; the inventory-sales ratio that includes only final sales of goods and structures decreased to 3.62 from 3.70

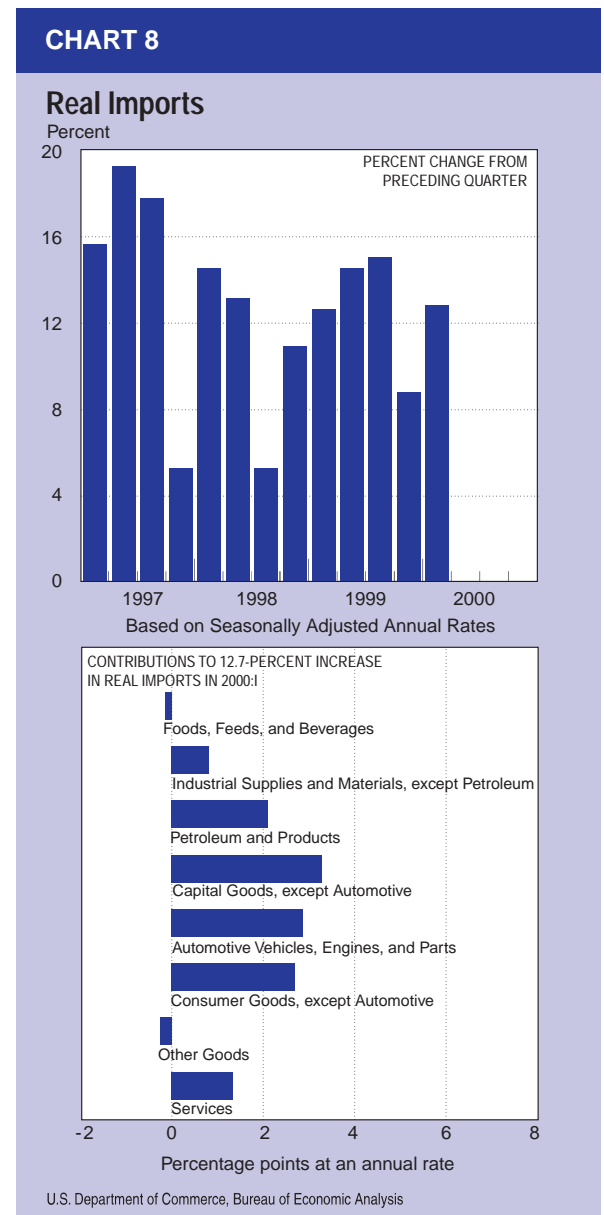
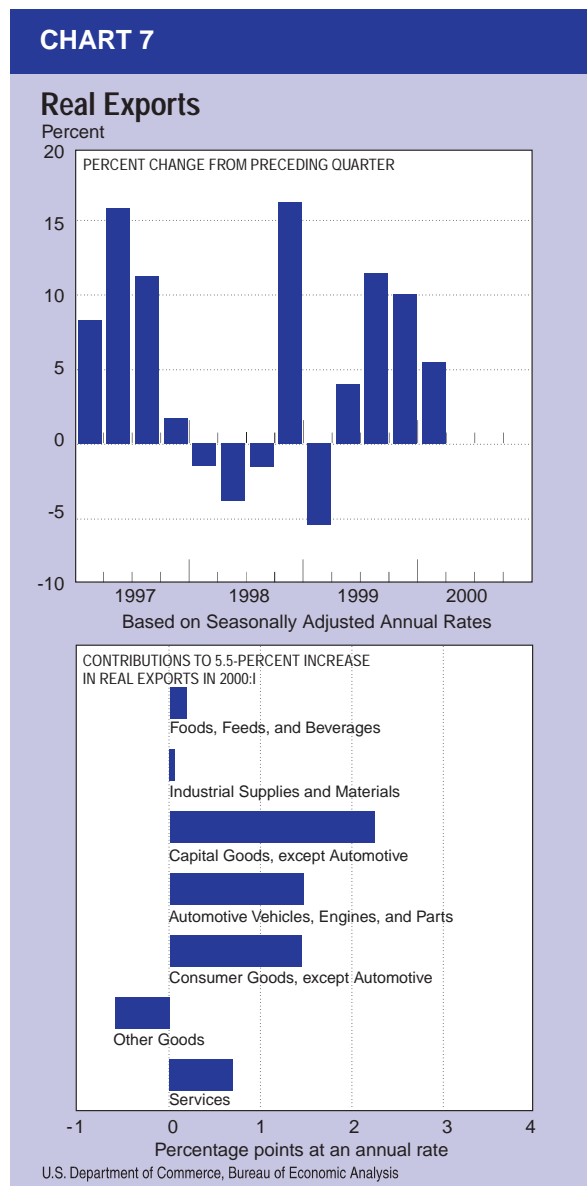
9. “Other” nonfarm inventories includes inventories held by establishments in the following industries: Mining; construction; public utilities; transportation; communication; finance, insurance, and real estate; and services.

(see NIPA table 5.13).<sup>10</sup> Both series were at their lowest levels since 1966.

**Exports and imports**

Real exports of goods and services increased 5.5 percent in the first quarter after increasing 10.1 percent in the fourth; exports of both goods and services decelerated (table 7). Real imports of goods and services increased 12.7 percent after increasing 8.7 percent; imports of both goods and services accelerated.

10. Use of the ratio that includes all final sales of domestic businesses in the denominator implies that the production of services results in a demand for inventories that is similar to that generated in the production of goods and structures. In contrast, use of the “goods and structures” ratio implies that the production of services does not generate demand for inventories. Both implications are extreme. Production of some services may require substantial inventories, while production of other services may not.



Exports of goods increased 6.8 percent after increasing 11.1 percent (chart 7). The deceleration was more than accounted for by a sharp slowdown in industrial supplies and materials and by a downturn in “other” goods. Automotive vehicles, engines, and parts and nonautomotive capital goods accelerated.

Exports of services increased 2.2 percent after increasing 7.6 percent. The slowdown was largely accounted for by a downturn in “other transportation” and by a deceleration in travel. In contrast, “other private services” accelerated.<sup>11</sup>

Imports of goods increased 13.5 percent after increasing 9.7 percent (chart 8). The step-up was more than accounted for by an upturn in petroleum and products and by an acceleration in automotive vehicles, engines, and parts. Nonpetroleum industrial supplies and materials, nonautomotive capital goods, and nonautomotive consumer goods each decelerated.

Imports of services increased 8.3 percent after increasing 3.4 percent. The step-up was largely accounted for by upturns in “other private services,” direct defense expenditures, and “other transportation.”<sup>12</sup> In contrast, passenger fares decelerated.

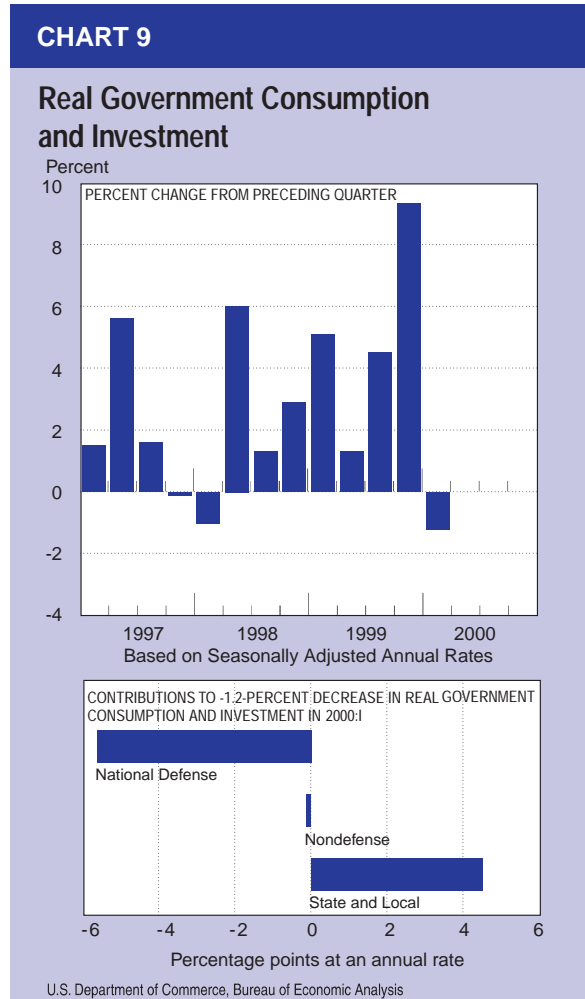
**Government spending**

Real government consumption expenditures and gross investment decreased 1.2 percent in the first quarter after increasing 9.3 percent in the fourth (table 8 and chart 9). A downturn in Federal Government spending more than offset a slight acceleration in State and local government spending.

11. Exports of other private services includes education; financial; telecommunications; insurance; and business, professional, and technical.

12. Imports of other private services includes education; financial; telecommunications; insurance; and business, professional, and technical.

Federal defense spending fell 22.3 percent after jumping 17.2 percent. Consumption spending turned down sharply, largely reflecting a downturn in services other than for compensation of employees and for consumption of fixed capital.



**Table 8.—Real Government Consumption Expenditures and Gross Investment**

[Seasonally adjusted at annual rates]

|  | Billions of chained (1996) dollars |                               |             |             |             | Percent change from preceding quarter |            |            |             |
|--|------------------------------------|-------------------------------|-------------|-------------|-------------|---------------------------------------|------------|------------|-------------|
|  | Level                              | Change from preceding quarter |             |             |             | 1999                                  |            |            | 2000        |
|  |                                    | 1999                          |             | 2000        |             |                                       |            |            |             |
|  | 2000                               | I                             | II          | III         | IV          | I                                     | II         | III        | IV          |
| <b>Government consumption expenditures and gross investment <sup>1</sup></b> | <b>1,564.8</b>                     | <b>4.9</b>                    | <b>17.0</b> | <b>34.3</b> | <b>-4.8</b> | <b>1.3</b>                            | <b>4.5</b> | <b>9.3</b> | <b>-1.2</b> |
| Federal  | 535.8                              | 2.9                           | 5.4         | 18.8        | -22.5       | 2.1                                   | 4.1        | 14.7       | -15.1       |
| National defense   | 340.2                              | -2.2                          | 9.1         | 14.1        | -22.2       | -2.6                                  | 11.2       | 17.2       | -22.3       |
| Consumption expenditures   | 285.4                              | -4.6                          | 9.1         | 10.9        | -19.5       | -6.2                                  | 13.4       | 15.6       | -23.2       |
| Gross investment   | 55.2                               | 2.5                           | -1          | 3.3         | -2.6        | 20.7                                  | -8         | 27.0       | -17.3       |
| Nondefense   | 195.4                              | 5.0                           | -3.6        | 4.8         | -5          | 10.9                                  | -7.1       | 10.3       | -9          |
| Consumption expenditures   | 153.8                              | 1.3                           | -2.2        | 2.3         | 1.8         | 3.6                                   | -5.8       | 6.3        | 5.0         |
| Gross investment   | 41.9                               | 3.8                           | -1.3        | 2.6         | -2.6        | 45.6                                  | -12.0      | 27.0       | -21.1       |
| State and local  | 1,028.5                            | 2.2                           | 11.5        | 15.6        | 17.4        | .9                                    | 4.8        | 6.4        | 7.0         |
| Consumption expenditures   | 817.4                              | 6.9                           | 7.6         | 6.9         | 6.7         | 3.5                                   | 3.9        | 3.4        | 3.4         |
| Gross investment   | 211.6                              | -4.9                          | 3.9         | 9.0         | 10.9        | -9.7                                  | 8.6        | 20.2       | 23.4        |

1. Gross government investment consists of general government and government enterprise expenditures for fixed assets; inventory investment is included in government consumption expenditures.

NOTE.—See note to table 1 for an explanation of chained (1996) dollar series. Chained (1996) dollar levels and residuals are shown in NIPA table 3.8. Percent changes in major aggregates are shown in NIPA table S.1.

Investment spending also turned down, largely reflecting a downturn in equipment and software; structures decreased slightly after no change.

Federal nondefense spending decreased 0.9 percent after increasing 10.3 percent. Investment spending turned down, largely reflecting a downturn in equipment and software, and consumption spending increased a little less than in the fourth quarter.

State and local government spending increased 7.0 percent after increasing 6.4 percent. The pickup was attributable to investment spending and reflected accelerations both in structures and

in equipment and software; consumption spending increased about the same amount in both quarters.

### Revisions

The preliminary estimate of a 5.4-percent increase in real GDP in the first quarter is unchanged from the advance estimate (table 9); for 1978-99, the average revision, without regard to sign, from the advance estimate to the preliminary estimate was 0.5 percentage point.

Among the major components, upward revisions to exports of goods and services and to nonresidential fixed investment were mostly offset by a downward revision to PCE and an upward revision to imports of goods and services.

The upward revision to exports of goods and services was primarily to goods—mainly to non-automotive capital goods and to industrial supplies and materials—and reflected the incorporation of newly available Census Bureau data for March and revised data for February.

The upward revision to nonresidential fixed investment was both to equipment and software and to structures. The upward revision to equipment and software was more than accounted for by transportation equipment, primarily aircraft, and reflected the incorporation of newly available Census Bureau data on aircraft shipments for March. The upward revision to structures was widespread by type of structure and reflected the incorporation of newly available Census Bureau data on value-put-in-place for March and revised data for January and February.

The downward revision to PCE was more than accounted for by durable and nondurable goods. The downward revision to durable goods was to furniture and household equipment and to “other” durable goods, and the downward revision to nondurable goods was mostly to clothing and shoes. These revisions reflected the incorporation of revised Census Bureau data on retail sales, primarily from the 1998 Annual Retail Trade Survey.

The upward revision to imports of goods and services was primarily to goods—mainly to non-automotive consumer goods—and reflected the incorporation of newly available Census Bureau data for March and revised data for February.

The preliminary estimates of the increases in real and current-dollar disposable personal income were 2.2 percent and 5.5 percent, respectively; both estimates were 1.0 percentage point less than the advance estimates. Personal income was revised down slightly, and personal tax and nontax payments was revised up substantially (see

**Table 9.—Revisions to Change in Real Gross Domestic Product and Prices, First Quarter 2000**

[Seasonally adjusted at annual rates]

|  | Percent change from preceding quarter |                      | Preliminary estimate minus advance estimate |                                    |
|--|---------------------------------------|----------------------|---|------------------------------------|
|  | Advance estimate                      | Preliminary estimate | Percentage points                           | Billions of chained (1996) dollars |
| <b>Gross domestic product</b> .....                            | <b>5.4</b>                            | <b>5.4</b>           | <b>0</b>                                    | <b>0.1</b>                         |
| Less: Exports .....  | -2                                    | 5.5                  | 5.7   | 14.9                               |
| Goods .....  | -3                                    | 6.8                  | 7.1   | 13.7                               |
| Services .....   | .1                                    | 2.2                  | 2.1   | 1.6                                |
| Plus: Imports .....  | 9.5                                   | 12.7                 | 3.2   | 10.7                               |
| Goods .....  | 10.1                                  | 13.5                 | 3.4   | 9.6                                |
| Services .....   | 6.0                                   | 8.3                  | 2.3   | 1.1                                |
| <b>Equals: Gross domestic purchases</b> .....                  | <b>6.5</b>                            | <b>6.4</b>           | <b>-1</b>                                   | <b>-4.0</b>                        |
| Less: Change in private inventories .....                      |                                       |                      |   | -6                                 |
| Farm .....   |                                       |                      |   | 1.0                                |
| Nonfarm .....  |                                       |                      |   | -1.4                               |
| <b>Equals: Final sales to domestic purchasers</b> .....        | <b>8.0</b>                            | <b>7.9</b>           | <b>-1</b>                                   | <b>-3.0</b>                        |
| Personal consumption expenditures .....                        | 8.3                                   | 7.5                  | -.8   | -10.9                              |
| Durable goods .....  | 26.6                                  | 22.4                 | -4.2  | -7.5                               |
| Nondurable goods .....   | 6.9                                   | 5.6                  | -1.3  | -5.7                               |
| Services .....   | 5.4                                   | 5.6                  | .2  | 1.2                                |
| Fixed investment .....   | 17.3                                  | 19.8                 | 2.5   | 8.8                                |
| Nonresidential .....   | 21.2                                  | 25.2                 | 4.0   | 10.6                               |
| Structures .....   | 13.4                                  | 20.7                 | 7.3   | 4.0                                |
| Equipment and software .....                                   | 23.7                                  | 26.6                 | 2.9   | 6.3                                |
| Residential .....  | 6.7                                   | 5.2                  | -1.5  | -1.3                               |
| Government consumption expenditures and gross investment ..... | -1.1                                  | -1.2                 | -.1   | -.4                                |
| Federal .....  | -15.5                                 | -15.1                | .4  | .6                                 |
| National defense .....   | -23.2                                 | -22.3                | .9  | 1.0                                |
| Nondefense .....   | -2                                    | -9                   | -7  | -4                                 |
| State and local .....  | 7.4                                   | 7.0                  | -.4   | -.9                                |
| <b>Addenda:</b>  |                                       |                      |   |                                    |
| Final sales of domestic product .....                          | 6.9                                   | 6.9                  | 0   | 1.1                                |
| Gross domestic purchases price index .....                     | 3.2                                   | 3.2                  | 0   | .....                              |
| GDP price index .....  | 2.7                                   | 2.7                  | 0   | .....                              |

NOTE.—The preliminary estimates for the first quarter of 2000 incorporate the following revised or additional major source data that were not available when the advance estimates were prepared.

*Personal consumption expenditures:* Retail sales for October 1999 through and March 2000 (revised, including the incorporation of data from the 1998 Annual Retail Trade Survey on a best-change basis—that is, reflecting the revised change in retail sales from the fourth quarter of 1999 to the first quarter of 2000), consumers' share of new-car purchases for March, average unit value for domestic new autos for March (revised), and consumers' share of new-truck purchases for March.

*Nonresidential fixed investment:* Construction put-in-place for January and February (revised) and March, manufacturers' shipments of machinery and equipment for February and March (revised), and exports and imports of machinery and equipment for February (revised) and March.

*Residential fixed investment:* Construction put-in-place for January and February (revised) and March.

*Change in private inventories:* Manufacturing inventories February (revised) and March, retail and wholesale trade inventories December through February (revised, including the incorporation on a best-change basis of data based on the results of the 1998 Annual Retail Trade Survey and 1998 Annual Trade Survey) and March, and unit inventory data for autos for March (revised).

*Exports and imports of goods and services:* Exports and imports of goods for February (revised) and March.

*Government consumption expenditures and gross investment:* Monthly Treasury Statement detailed data for March, Department of Defense detailed financial reports for the first quarter, and State and local government construction put-in-place for January and February (revised) and March.

*Wages and salaries:* Employment, average hourly earnings, and average weekly hours for February and March (revised).

*GDP prices:* Detailed merchandise export and import price indexes for January through March (revised), unit-value index for petroleum imports for February (revised) and March, and housing prices for the first quarter.



lion after increasing \$23.9 billion. The step-up was accounted for by an upturn in manufacturing profits and a step-up in retail trade profits; in contrast, profits of the transportation and public utilities group, of wholesale trade, and of "other" nonfinancial corporations increased less than in the fourth quarter. Profits of domestic financial corporations increased \$2.2 billion after increasing \$21.0 billion; the large fourth-quarter increase reflected a rebound from the effects of Hurricane Floyd in the third quarter.

Profits before tax (PBT) increased \$37.4 billion after increasing \$32.5 billion. The difference

between the first-quarter increase in PBT and the increase in profits from current production was due to small decreases in the inventory valuation adjustment and in the capital consumption adjustment.<sup>17</sup>

## Government Sector

The combined current surplus of the Federal Government and of State and local governments—the NIPA measure of net saving by government—increased \$62.1 billion, to \$243.0 billion, in the first quarter after decreasing \$1.8 billion in the fourth (table 11).<sup>18</sup> The upturn was attributable to a turnaround in the Federal Government current surplus. The State and local government current surplus turned down.<sup>19</sup>

**Table 11.—Government Sector Current Receipts and Expenditures**

[Billions of dollars, seasonally adjusted at annual rates]

|  | Level  |       | Change from preceding quarter |       |       |       |
|--|--------|-------|-------------------------------|-------|-------|-------|
|  | 2000   | 1999  |                               |       |       | 2000  |
|  |        | I     | I                             | II    | III   |       |
| Current receipts .....   | 2938.2 | 36.4  | 37.8                          | 46.1  | 72.1  | 65.6  |
| Current expenditures .....                                     | 2695.2 | 4.0   | 28.4                          | 19.1  | 73.9  | 3.5   |
| Current surplus or deficit(-) .....                            | 243.0  | 32.4  | 9.4                           | 27.0  | -1.8  | 62.1  |
| Social insurance funds .....                                   | 83.7   | 5.7   | 3.7                           | 3.3   | 2.2   | 1.8   |
| Other .....  | 159.4  | 26.7  | 5.7                           | 23.7  | -4.0  | 60.4  |
| <b>Federal Government</b>                                      |        |       |                               |       |       |       |
| Current receipts .....   | 1976.8 | 33.2  | 26.6                          | 30.0  | 39.2  | 54.5  |
| Personal tax and nontax receipts .....                         | 949.6  | 9.8   | 14.2                          | 15.9  | 14.7  | 26.9  |
| Corporate profits tax accruals .....                           | 247.9  | 10.0  | 5.5                           | 4.3   | 14.3  | 11.2  |
| Indirect business tax and nontax accruals .....                | 107.7  | -0.1  | 0.5                           | 1.5   | 3.5   | 2.7   |
| Contributions for social insurance .....                       | 671.5  | 13.4  | 6.4                           | 8.3   | 6.7   | 13.6  |
| Current expenditures .....                                     | 1790.5 | -4.6  | 6.1                           | 14.3  | 60.9  | -19.7 |
| Consumption expenditures .....                                 | 483.4  | 7.0   | -1.8                          | 9.8   | 16.9  | -8.5  |
| National defense .....   | 310.5  | 1.2   | -3.8                          | 11.3  | 13.4  | -15.0 |
| Nondefense .....   | 172.9  | 5.9   | 2.0                           | -1.5  | 3.6   | 6.4   |
| Transfer payments (net) .....                                  | 773.5  | 1.3   | 6.3                           | 5.1   | 15.3  | 3.4   |
| To persons .....   | 766.8  | 13.1  | 3.9                           | 5.9   | 6.0   | 14.4  |
| To the rest of the world .....                                 | 6.7    | -11.9 | 2.4                           | -0.7  | 9.2   | -11.0 |
| Grants-in-aid to State and local governments .....             | 234.4  | 5.7   | -4.2                          | 14.9  | 5.0   | -1.2  |
| Net interest paid .....  | 263.9  | -8.3  | -1.2                          | -4.9  | 0.7   | 3.3   |
| Subsidies less current surplus of government enterprises ..... | 35.3   | -10.3 | 6.9                           | -10.5 | 22.8  | -16.5 |
| Subsidies .....  | 40.6   | -8.4  | 6.9                           | -10.3 | 22.9  | -16.4 |
| Of which: Agricultural subsidies .....                         | 18.6   | -8.0  | 7.3                           | -10.1 | 22.5  | -16.7 |
| Less: Current surplus of government enterprises .....          | 5.3    | 1.8   | 0.1                           | 0.2   | 0.1   | 0.1   |
| Less: Wage accruals less disbursements .....                   | 0      | 0     | 0                             | 0     | 0     | 0     |
| Current surplus or deficit (-) .....                           | 186.3  | 37.9  | 20.5                          | 15.7  | -21.6 | 74.1  |
| Social insurance funds .....                                   | 82.4   | 5.9   | 3.4                           | 3.3   | 2.0   | 1.5   |
| Other .....  | 103.9  | 32.0  | 17.1                          | 12.4  | -23.6 | 72.6  |
| <b>State and local governments</b>                             |        |       |                               |       |       |       |
| Current receipts .....   | 1195.8 | 8.9   | 7.0                           | 31.0  | 37.9  | 9.9   |
| Personal tax and nontax receipts .....                         | 263.1  | 2.0   | 0.4                           | 5.1   | 8.7   | 2.0   |
| Corporate profits tax accruals .....                           | 40.9   | 2.3   | 1.0                           | 0.6   | 2.1   | 1.8   |
| Indirect business tax and nontax accruals .....                | 645.6  | -1.1  | 9.7                           | 10.0  | 21.8  | 7.0   |
| Contributions for social insurance .....                       | 11.9   | 0     | 0.2                           | 0.3   | 0.3   | 0.4   |
| Federal grants-in-aid .....                                    | 234.4  | 5.7   | -4.2                          | 14.9  | 5.0   | -1.2  |
| Current expenditures .....                                     | 1139.1 | 14.3  | 18.2                          | 19.7  | 18.0  | 22.0  |
| Consumption expenditures .....                                 | 902.2  | 10.2  | 16.0                          | 18.1  | 15.9  | 19.8  |
| Transfer payments to persons .....                             | 250.3  | 3.4   | 1.7                           | 1.7   | 2.5   | 2.5   |
| Net interest paid .....  | -0.4   | 0.8   | 0.3                           | 0.1   | 0     | 0.2   |
| Less: Dividends received by government .....                   | 0.4    | 0     | 0                             | 0     | 0     | 0.1   |
| Subsidies less current surplus of government enterprises ..... | -12.6  | 0     | 0                             | -0.1  | -0.5  | -0.4  |
| Subsidies .....  | 0.5    | 0     | 0                             | 0     | 0     | 0     |
| Less: Current surplus of government enterprises .....          | 13.1   | 0     | 0                             | 0.1   | 0.5   | 0.4   |
| Less: Wage accruals less disbursements .....                   | 0      | 0     | 0                             | 0     | 0     | 0     |
| Current surplus or deficit (-) .....                           | 56.7   | -5.5  | -11.1                         | 11.3  | 19.9  | -12.1 |
| Social insurance funds .....                                   | 1.3    | -0.1  | 0.2                           | 0     | 0.2   | 0.3   |
| Other .....  | 55.5   | -5.2  | -11.4                         | 11.3  | 19.6  | -12.2 |

## Federal

The Federal Government current surplus increased \$74.1 billion, to \$186.3 billion, in the first quarter after decreasing \$21.6 billion in the fourth. The turnaround was accounted for by a sharp downturn in current expenditures, but an acceleration in current receipts also contributed.

**Current receipts.**—Federal current receipts increased \$54.5 billion in the first quarter after increasing \$39.2 billion in the fourth. The acceleration was more than accounted for by step-ups in personal tax and nontax receipts and in contributions for social insurance. In contrast, corporate profits tax accruals and indirect business tax and nontax accruals decelerated.

Personal tax and nontax receipts increased \$26.9 billion after increasing \$14.7 billion.

17. As prices change, companies that value inventory withdrawals at original acquisition (historical) costs may realize inventory profits or losses. Inventory profits—a capital-gains-like element in profits—result from an increase in inventory prices, and inventory losses—a capital-loss-like element in profits—result from a decrease in inventory prices. In the NIPAs, inventory profits or losses are removed from business incomes by the inventory valuation adjustment (IVA); a negative IVA removes inventory profits, and a positive IVA removes inventory losses.

The capital consumption adjustment converts depreciation valued at historical cost and based on service lives and depreciation patterns specified in the tax code to depreciation valued at replacement cost and based on empirical evidence on the prices of used equipment and structures in resale markets. For more information on depreciation in the NIPAs, see Shelby W. Herman, "Fixed Assets and Consumer Durable Goods: Estimates for 1925-98," SURVEY OF CURRENT BUSINESS 80 (April 2000): 17-30.

18. Net saving equals gross saving less consumption of fixed capital (CFC); the estimates of gross saving, CFC, and net saving are shown in NIPA table 5.1. For NIPA estimates of government current receipts, current expenditures, and the current surplus or deficit for 1998 and 1999, see NIPA tables 3.1, 3.2, and 3.3 in this issue. These tables also present "net lending or borrowing," which is conceptually similar to "net financial investment" in the flow-of-funds accounts prepared by the Board of Governors of the Federal Reserve System. The two measures differ primarily because government net lending or borrowing is estimated from data for transactions, whereas net financial investment is estimated from data for financial assets. There are also small conceptual differences, such as the classification of the Federal Government's railroad retirement and veterans life insurance programs.

19. The NIPA estimates for the government sector are based on financial statements for the Federal Government and for State and local governments, but they differ from them in several respects. For the major differences, see NIPA tables 3.18B on page 67 and 3.19 on page 68 of the April 2000 SURVEY.

Receipts from income taxes increased \$26.5 billion after increasing \$14.5 billion; the acceleration was more than accounted for by increases in projected levels of “estimated income tax payments and final settlements, less refunds” for 2000. The projected levels for these taxes were revised up on the basis of actual collections data from the *Monthly Treasury Statement* through April and from the Daily Treasury Statement through May 17, and projections for the remainder of the calendar year that are based on historical collections patterns; in the advance estimate, the tax estimate was based on projections from the Federal budget.

Contributions for social insurance increased \$13.6 billion after increasing \$6.7 billion. The acceleration primarily reflected an increase in the social security taxable wage base that boosted contributions by employers, employees, and the self-employed to the old-age, survivors, disability, and health insurance trust funds.

Corporate profits tax accruals increased \$11.2 billion after increasing \$14.3 billion. The deceleration reflected a deceleration in domestic corporate profits before tax.

Indirect business tax and nontax accruals increased \$2.7 billion after increasing \$3.5 billion. The deceleration was more than accounted for by customs duties, which decreased \$2.0 billion after increasing \$1.0 billion, and by nontaxes, which were unchanged after increasing \$1.3 billion. In contrast, excise taxes increased \$4.6 billion after increasing \$1.2 billion; within excise taxes, tobacco excise taxes increased \$4.1 billion after increasing \$0.5 billion.

*Current expenditures.*—Current expenditures decreased \$19.7 billion in the first quarter after increasing \$60.9 billion in the fourth. The downturn was accounted for by downturns in “subsidies less the current surplus of government enterprises,” in consumption expenditures, and in grants-in-aid to State and local governments and by a deceleration in “transfer payments (net).” In contrast, “net interest paid” accelerated.

Subsidies less current surplus of government enterprises” decreased \$16.5 billion after increasing \$22.8 billion. The downturn was accounted for by agricultural subsidies, which decreased \$16.7 billion after increasing \$22.5 billion; special payments to farmers for drought-related losses were smaller in the first quarter than in the fourth (these payments are provided under the Agriculture, Rural Development, Food and Drug Administration, and Related Agencies Appropriation Act).

Consumption expenditures decreased \$8.5 billion after increasing \$16.9 billion. The downturn was more than accounted for by defense consumption expenditures, which decreased \$15.0 billion after increasing \$13.4 billion; within defense consumption expenditures, services decreased \$16.2 billion after increasing \$14.9 billion. The downturn in services was moderated by an upturn in compensation of employees, which increased \$4.7 billion after decreasing \$0.7 billion; compensation was boosted \$5.2 billion by the January 2000 pay raise.

Nondefense consumption expenditures increased \$6.4 billion after increasing \$3.6 billion. The acceleration was primarily accounted for by services, which increased \$5.7 billion after increasing \$3.2 billion. Within services, compensation of employees increased \$5.2 billion after increasing \$1.3 billion; compensation was boosted \$3.2 billion by the January 2000 pay raise and \$1.2 billion by the addition of more than 84,000 temporary workers for the Bureau of the Census.

“Transfer payments (net)” increased \$3.4 billion after increasing \$15.3 billion. The deceleration was accounted for by transfer payments to the rest of the world, which decreased \$11.0 billion after increasing \$9.2 billion; these payments had been boosted in the fourth quarter by the annual payment of \$2.4 billion (\$9.6 billion at an annual rate) to Israel for economic support and by other payments. In contrast, transfer payments to persons increased \$14.4 billion after increasing \$6.0 billion. The step-up mainly reflected a 2.4-percent cost-of-living adjustment in January that boosted benefits \$10.8 billion for social security (old-age, survivors, disability, and health insurance), veterans pensions, supplemental security income, and other programs.

Grants-in-aid to State and local governments decreased \$1.2 billion after increasing \$5.0 billion. The downturn was mostly attributable to downturns in grants for medicaid and for “welfare and social services.”

Net interest paid increased \$3.3 billion after increasing \$0.7 billion. The step-up was accounted for by an acceleration in interest paid by the rest of the world and by decreases in interest paid to persons and business that were smaller in the first quarter than in the fourth.

#### *State and local*

The State and local government current surplus decreased \$12.1 billion, to \$56.7 billion, in the first quarter after increasing \$19.9 billion in the fourth. The downturn was mostly accounted for



by a deceleration in current receipts, but an acceleration in current expenditures also contributed.

*Current receipts.*—State and local government current receipts increased \$9.9 billion after increasing \$37.9 billion. The deceleration was primarily accounted for by a deceleration in indirect business tax and nontax accruals. Personal tax and nontax receipts and corporate profits tax accruals also decelerated, and Federal grants-in-aid turned down.


Indirect business tax and nontax accruals increased \$7.0 billion after increasing \$21.8 billion. The deceleration was accounted for by nontax accruals, which decreased \$4.6 billion after increasing \$11.1 billion. In the fourth quarter, nontax accruals had been boosted \$2.8 billion (\$11.2 billion at an annual rate) by the out-of-court settlement payments to the States by tobacco companies.

Personal tax and nontax receipts increased \$2.0 billion after increasing \$8.7 billion. The deceleration

was mostly accounted for by a deceleration in personal income taxes, which increased \$1.3 billion after increasing \$7.9 billion, reflecting the effects of changes in the tax laws and an increase in refunds.

Corporate profits tax accruals increased \$1.8 billion after increasing \$2.1 billion, reflecting the deceleration in domestic corporate profits before tax.

*Current expenditures.*—Current expenditures increased \$22.0 billion after increasing \$18.0 billion. The acceleration was accounted for by an acceleration in consumption expenditures.

Consumption expenditures increased \$19.8 billion after increasing \$15.9 billion. The acceleration was more than attributable to a step-up in expenditures for nondurable goods, which increased \$8.0 billion after increasing \$3.3 billion, mostly as a result of higher prices for petroleum products. 

## Note on Rates of Return for Domestic Nonfinancial Corporations: Revised Estimates for 1960–98

THE MOST RECENT COMPREHENSIVE revision of the national income and product accounts (NIPAs) has resulted in revisions to rates of return and related measures for domestic nonfinancial corporations.<sup>1</sup> This note presents the revised estimates. (Estimates for 1999 and revised estimates for 1997 and 1998 will be available after the upcoming annual revision of the NIPAs.)

1. See Shelby W. Herman, "Fixed Assets and Consumer Durable Goods," SURVEY OF CURRENT BUSINESS 80 (April 2000): 17–30; and Brent R. Moulton, "Improved Estimates of the National Income and Product Accounts for 1929–99: Results of the Comprehensive Revision," SURVEY 80 (April 2000): 11–16.

NOTE.—This note was prepared by Daniel Larkins.

According to the revised estimates, the rate of return to property was 9.6 percent in 1997 and 9.4 percent in 1998—the two highest rates in more than 25 years (table 1). Property's share of income was 19.3 percent in 1997 and 18.5 percent in 1998, both of which are well above the average level for the past three decades.

The revised and the previously published series are very similar over the entire period (chart 1). Both the revised rate of return and the previously published rate peaked in 1997 after rising 2.4 percentage points from a trough in 1992 (the first year of the current

CHART 1

### Rate of Return and Property Income's Share of Domestic Income, Domestic Nonfinancial Corporations, 1960–98

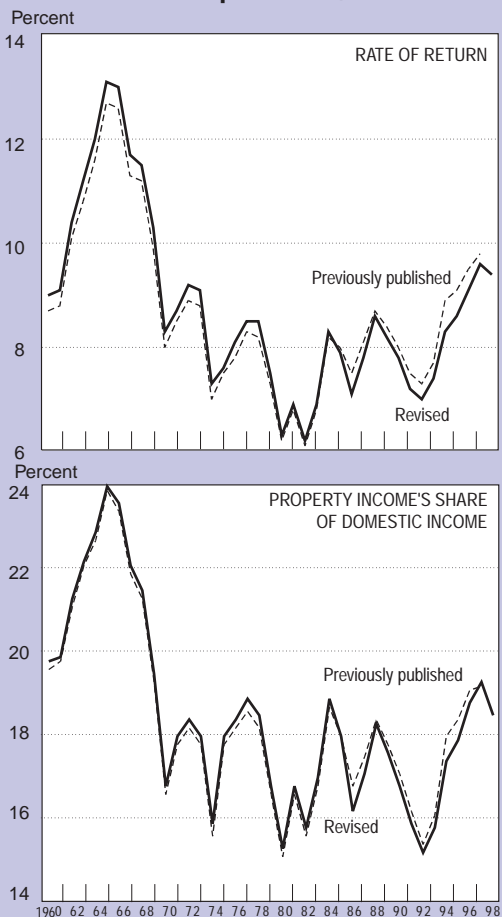


Table 1.—Rate of Return and Income Share, Domestic Nonfinancial Corporations, 1960–98  
[Percent]

| Year     | Rate of return           |                                 |              | Share of domestic income |                                 |              |
|----------|--------------------------|---------------------------------|--------------|--------------------------|---------------------------------|--------------|
|          | Domestic property income |                                 |              | Domestic property income |                                 |              |
|          | Total                    | Profits from current production | Net interest | Total                    | Profits from current production | Net interest |
|          | (1)                      | (2)                             | (3)          | (4)                      | (5)                             | (6)          |
| 1960     | 9.0                      | 8.3                             | 0.7          | 19.8                     | 18.2                            | 1.5          |
| 1961     | 9.1                      | 8.3                             | .8           | 19.9                     | 18.2                            | 1.7          |
| 1962     | 10.4                     | 9.5                             | .9           | 21.3                     | 19.5                            | 1.8          |
| 1963     | 11.2                     | 10.3                            | .9           | 22.2                     | 20.5                            | 1.8          |
| 1964     | 12.0                     | 11.0                            | 1.0          | 22.9                     | 21.1                            | 1.8          |
| 1965     | 13.1                     | 12.1                            | 1.0          | 24.1                     | 22.2                            | 1.9          |
| 1966     | 13.0                     | 11.9                            | 1.1          | 23.6                     | 21.5                            | 2.1          |
| 1967     | 11.7                     | 10.4                            | 1.2          | 22.1                     | 19.7                            | 2.3          |
| 1968     | 11.5                     | 10.2                            | 1.3          | 21.5                     | 19.0                            | 2.5          |
| 1969     | 10.3                     | 8.7                             | 1.6          | 19.5                     | 16.5                            | 3.0          |
| 1970     | 8.3                      | 6.4                             | 1.9          | 16.8                     | 13.1                            | 3.8          |
| 1971     | 8.7                      | 6.9                             | 1.8          | 18.0                     | 14.3                            | 3.7          |
| 1972     | 9.2                      | 7.4                             | 1.8          | 18.4                     | 14.9                            | 3.5          |
| 1973     | 9.1                      | 7.3                             | 1.9          | 18.0                     | 14.3                            | 3.7          |
| 1974     | 7.3                      | 5.3                             | 2.0          | 15.9                     | 11.6                            | 4.3          |
| 1975     | 7.6                      | 5.9                             | 1.7          | 18.0                     | 14.0                            | 4.1          |
| 1976     | 8.1                      | 6.6                             | 1.5          | 18.4                     | 15.0                            | 3.4          |
| 1977     | 8.5                      | 7.0                             | 1.5          | 18.9                     | 15.5                            | 3.4          |
| 1978     | 8.5                      | 6.9                             | 1.6          | 18.5                     | 15.0                            | 3.5          |
| 1979     | 7.5                      | 5.7                             | 1.7          | 16.8                     | 12.9                            | 3.9          |
| 1980     | 6.3                      | 4.4                             | 1.9          | 15.3                     | 10.6                            | 4.7          |
| 1981     | 6.9                      | 4.8                             | 2.1          | 16.8                     | 11.7                            | 5.1          |
| 1982     | 6.2                      | 4.0                             | 2.2          | 15.8                     | 10.1                            | 5.7          |
| 1983     | 6.9                      | 4.9                             | 2.0          | 17.0                     | 12.1                            | 5.0          |
| 1984     | 8.3                      | 6.1                             | 2.2          | 18.9                     | 13.9                            | 5.0          |
| 1985     | 7.9                      | 5.8                             | 2.2          | 18.0                     | 13.1                            | 4.9          |
| 1986     | 7.1                      | 4.8                             | 2.3          | 16.2                     | 11.0                            | 5.1          |
| 1987     | 7.8                      | 5.5                             | 2.3          | 17.1                     | 12.0                            | 5.1          |
| 1988     | 8.6                      | 6.0                             | 2.6          | 18.3                     | 12.8                            | 5.5          |
| 1989     | 8.2                      | 5.2                             | 3.0          | 17.6                     | 11.2                            | 6.4          |
| 1990     | 7.8                      | 4.9                             | 2.9          | 16.8                     | 10.5                            | 6.3          |
| 1991     | 7.2                      | 4.6                             | 2.6          | 15.9                     | 10.2                            | 5.8          |
| 1992     | 7.0                      | 5.0                             | 2.0          | 15.2                     | 10.8                            | 4.4          |
| 1993     | 7.4                      | 5.6                             | 1.8          | 15.8                     | 12.0                            | 3.9          |
| 1994     | 8.3                      | 6.6                             | 1.8          | 17.4                     | 13.7                            | 3.7          |
| 1995     | 8.6                      | 6.8                             | 1.8          | 17.9                     | 14.2                            | 3.7          |
| 1996     | 9.1                      | 7.5                             | 1.6          | 18.8                     | 15.5                            | 3.3          |
| 1997     | 9.6                      | 7.9                             | 1.7          | 19.3                     | 15.9                            | 3.4          |
| 1998     | 9.4                      | 7.7                             | 1.7          | 18.5                     | 15.2                            | 3.3          |
| Average: |                          |                                 |              |                          |                                 |              |
| 1960–69  | 11.1                     | 10.1                            | 1.0          | 21.7                     | 19.6                            | 2.0          |
| 1970–79  | 8.3                      | 6.5                             | 1.7          | 17.8                     | 14.0                            | 3.7          |
| 1980–89  | 7.4                      | 5.1                             | 2.3          | 17.1                     | 11.9                            | 5.2          |
| 1990–98  | 8.3                      | 6.3                             | 2.0          | 17.3                     | 13.1                            | 4.2          |

Source: Table 2.

NOTE.—Columns 1–3 are percentages of the net stock of produced assets (averages of end-of-year values for adjacent years) valued at current cost. Columns 4–6 are percentages of domestic income.

economic expansion). For 1960–97, the average revision without regard to sign is 0.3 percentage point.

The revised estimate of property's share of income and the previously published estimate also peaked in 1997 after rising from a 1992 trough; the revised estimate increased 4.1 percentage points over this period, and the previously published estimate increased 3.8 percentage points. For 1960–97, the average revision without regard to sign is 0.2 percentage point.

The rate of return is calculated as the ratio of "property income" to "produced assets." Property income is profits of domestic nonfinancial corporations with inventory valuation and capital consumption adjustments plus net interest (table 2).<sup>2</sup> "Produced assets" is the current-cost value for domestic nonfinancial corporations of the net stock of equipment and software and of structures and the replacement-cost value of inventories.<sup>3</sup>

Property's share of income is calculated as the ratio of domestic property income to domestic income; it is

**Table 2.—Property Income of Domestic Nonfinancial Corporations and Related Series, 1960–98**

(Billions of dollars)

| Year | Domestic property income |                                 |              | Domestic income | Produced assets <sup>1</sup> |
|------|--------------------------|---------------------------------|--------------|-----------------|------------------------------|
|      | Total                    | Profits from current production | Net interest |                 |                              |
|      | (1)                      | (2)                             | (3)          | (4)             | (5)                          |
| 1960 | 44.6                     | 41.1                            | 3.5          | 225.6           | 499.3                        |
| 1961 | 46.1                     | 42.1                            | 4.0          | 231.3           | 511.2                        |
| 1962 | 54.1                     | 49.6                            | 4.5          | 254.1           | 528.6                        |
| 1963 | 60.3                     | 55.5                            | 4.8          | 271.2           | 546.5                        |
| 1964 | 67.2                     | 61.9                            | 5.3          | 293.7           | 575.5                        |
| 1965 | 78.3                     | 72.2                            | 6.1          | 324.6           | 615.6                        |
| 1966 | 84.4                     | 77.0                            | 7.4          | 358.2           | 681.8                        |
| 1967 | 82.7                     | 73.9                            | 8.8          | 374.9           | 736.5                        |
| 1968 | 88.4                     | 78.3                            | 10.1         | 411.5           | 803.1                        |
| 1969 | 86.7                     | 73.5                            | 13.2         | 445.2           | 885.0                        |
| 1970 | 76.5                     | 59.4                            | 17.1         | 454.6           | 963.9                        |
| 1971 | 87.9                     | 69.8                            | 18.1         | 489.1           | 1,047.7                      |
| 1972 | 100.3                    | 81.1                            | 19.2         | 546.2           | 1,135.6                      |
| 1973 | 110.7                    | 88.2                            | 22.5         | 615.2           | 1,289.4                      |
| 1974 | 105.0                    | 76.7                            | 28.3         | 660.1           | 1,591.8                      |
| 1975 | 127.2                    | 98.5                            | 28.7         | 705.8           | 1,743.2                      |
| 1976 | 147.4                    | 119.9                           | 27.5         | 802.4           | 1,921.0                      |
| 1977 | 172.0                    | 141.3                           | 30.7         | 912.0           | 2,133.9                      |
| 1978 | 192.8                    | 156.5                           | 36.3         | 1,043.8         | 2,425.6                      |
| 1979 | 195.1                    | 150.1                           | 45.0         | 1,161.3         | 2,807.1                      |
| 1980 | 190.8                    | 132.7                           | 58.1         | 1,247.8         | 3,212.9                      |
| 1981 | 236.2                    | 164.4                           | 71.8         | 1,406.1         | 3,600.2                      |
| 1982 | 228.8                    | 146.3                           | 82.5         | 1,444.9         | 3,788.9                      |
| 1983 | 263.0                    | 186.4                           | 76.6         | 1,542.9         | 3,884.3                      |
| 1984 | 330.6                    | 242.9                           | 87.7         | 1,752.1         | 4,124.0                      |
| 1985 | 334.2                    | 243.7                           | 90.4         | 1,856.4         | 4,301.2                      |
| 1986 | 309.1                    | 210.7                           | 98.4         | 1,912.9         | 4,429.5                      |
| 1987 | 353.3                    | 248.3                           | 105.1        | 2,069.7         | 4,645.5                      |
| 1988 | 412.2                    | 288.6                           | 123.6        | 2,256.2         | 4,931.4                      |
| 1989 | 416.1                    | 264.2                           | 151.8        | 2,362.7         | 5,190.7                      |
| 1990 | 414.6                    | 258.5                           | 156.0        | 2,467.3         | 5,440.1                      |
| 1991 | 395.7                    | 252.8                           | 143.0        | 2,482.6         | 5,515.5                      |
| 1992 | 392.2                    | 278.9                           | 113.3        | 2,586.5         | 5,687.4                      |
| 1993 | 431.2                    | 325.3                           | 105.9        | 2,721.9         | 5,961.7                      |
| 1994 | 510.4                    | 402.5                           | 107.9        | 2,940.6         | 6,308.3                      |
| 1995 | 558.3                    | 442.5                           | 115.8        | 3,111.0         | 6,652.2                      |
| 1996 | 617.8                    | 509.1                           | 108.7        | 3,284.9         | 6,956.5                      |
| 1997 | 682.7                    | 563.1                           | 119.6        | 3,542.8         | 7,298.0                      |
| 1998 | 700.1                    | 576.7                           | 123.5        | 3,790.6         | 7,653.4                      |

1. Produced assets consist of structures, equipment and software, and inventories; they are valued at current cost at end of year. The estimates for structures and equipment and software are available on the BEA Web site; go to <bea.doc.gov/bea/dn1.htm> and click on "Data files for the 15 tables in the above article." The estimates for domestic nonfinancial corporations are in files "7kcu.txt" and "9kcu.txt". Inventories are from legal-form and industry detail underlying NIPA table 5.12.

NOTE.—Property income is profits from current production plus net interest. Profits from current production is corporate profits with inventory valuation adjustment and capital consumption adjustment. Profits after tax is also shown with inventory valuation adjustment and capital consumption adjustment.

the portion of domestic income that is not labor income.

### Q-type ratios

"Tobin's-Q," or simply "Q," is the ratio of the valuation of assets in financial markets to the current-cost value of produced assets.<sup>4</sup> A value of Q above 1 indicates that newly produced physical assets may be purchased more cheaply than (the ownership claims to) existing assets. Such a situation may induce businesses to purchase newly produced physical assets instead of acquiring existing assets; alternatively, it may induce financial investors to reduce the prices they will offer for financial assets. A value of Q below 1 indicates that existing physical assets may be acquired more cheaply

2. Corporate profits and net interest are based on tabulations of "company" data rather than of "establishment" data. As a result, property income for domestic nonfinancial corporations includes income earned by financial establishments of those corporations; similarly, it excludes income earned by nonfinancial units of financial corporations. The gross product by industry estimates that appear elsewhere in this issue incorporate adjustments that convert company data to an establishment basis. At the total nonfinancial corporate level, these adjustments are very small and have not been carried through to the estimates of property income used in this article.

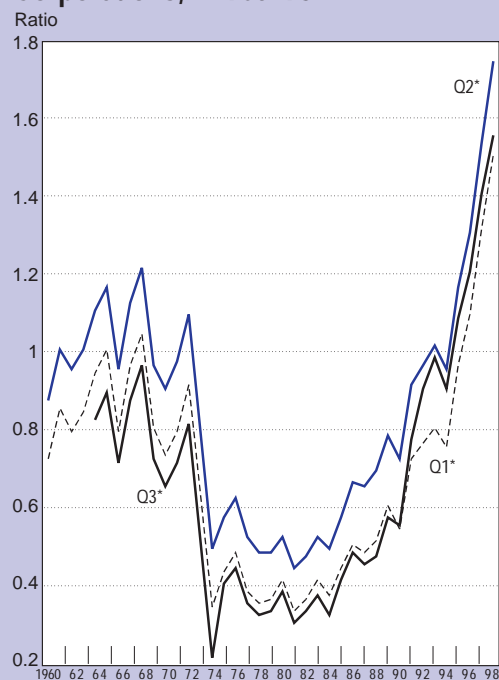
For a discussion of the industrial distribution of NIPA series, see Eugene P. Seskin and Robert P. Parker, "A Guide to the NIPAs," SURVEY 78 (March 1998): 42–43.

3. In other contexts, different definitions of these terms may be appropriate. For example, for the economy as a whole, some part of proprietors' income might be considered property income.

4. Q ratios may presuppose a "wealth" measure of produced assets, while the rate of return may presuppose a "productive" measure. For a discussion of these concepts, see Jack Triplett, "Depreciation in Production Analysis and in Income and Wealth Accounts: Resolution of an Old Debate," ECONOMIC INQUIRY 34 (January 1996): 93–115. If a geometric depreciation pattern is used (as it is for most of the items in BEA's estimate of produced assets), then the wealth measure and the productive measure are equal.

## CHART 2

### Q-T type Ratios, Domestic Nonfinancial Corporations, 1960–98



\*See text for definitions.


U.S. Department of Commerce, Bureau of Economic Analysis

than newly produced assets. Such a situation may induce businesses to purchase existing assets instead of newly produced physical assets; alternatively, it may induce financial investors to raise the prices they will offer for financial assets.

Q may be calculated in a variety of ways. However, ratios calculated from various definitions tend to display quite similar patterns over time, and in light of the difficulties involved in measuring both the numerators and the denominators, the patterns of movement may be more important than the levels of the ratios. Three variants of the measure for domestic nonfinancial corporations are shown in [chart 2](#).

- Q1 is calculated as the market value of outstanding equity divided by the net stock of produced assets.
- Q2 differs from Q1 by adding the book value of outstanding corporate bonds to the numerator.
- Q3 differs from Q1 by adding an estimate of the market value of outstanding corporate bonds and

net liquid assets to the numerator and by subtracting an estimate of the value of land from the numerator.<sup>5</sup>

All three Q-type ratios drop sharply in the early 1970's, stay relatively low until the early 1980's, and then increase sharply. Q2 and Q3 moved from below one to above one in 1995; Q1 did so in 1996. In 1998, all three ratios reached record levels. 

---

5. The Bureau of Economic Analysis is grateful to James Tobin for providing an unpublished paper describing a procedure for approximating the market value of bonds outstanding. In brief, the *book value* of bonds *issued* in year  $t$  is estimated as the change in the book value of bonds *outstanding* in year  $t$  plus the book value of bonds *issued* 10 years earlier (which are assumed to have matured in year  $t$ ). In year  $t$ , the *market value* of bonds *issued* in earlier years is estimated from the book value of bonds issued in those years by calculating the present value of principal and (semiannual) coupons not yet paid on those bonds (discounted by the interest rate on 10-year Baa bonds in year  $t$ ). Finally, the *market value* of bonds *outstanding* in year  $t$  is the sum of the market values of bonds *issued* in years  $t-9$  through  $t$ . See, James Tobin and Dan Sommers, "Explanation of Revised Estimates of Tobin's 'q' Ratio, 1950-1997," (April 20, 1999), unpublished.

The financial data used in these calculations are from the Federal Reserve Board, *Flow of Funds Accounts of the United States*, Federal Reserve Statistical Release z.1 (Washington, DC: Board of Governors of the Federal Reserve System).

# Government Spending by Function

## A New Presentation

IN government budgets, expenditures are classified according to their purpose—that is, their function—so that comparisons of major activities over time can be made even as underlying programs and agencies change. These functional presentations reveal trends, enable comparisons with the expenditures by other governments, and summarize significant expenditures of government in terms of continuing, common purposes. The national income and product accounts (NIPAs) present government by function tables in an economic framework that is an alternative to the accounting used in government budgets.

As part of the comprehensive revision of the NIPAs, government spending is now presented by 9 functions and 25 subfunctions in a new format in NIPA tables 3.15, 3.16, and 3.17 at the end of this article.<sup>1</sup> These tables replace the previously published functional tables.<sup>2</sup> The estimates presented in the new tables incorporate the results of the most recent comprehensive revision of the NIPAs.

### *Changes in presentation*

The reformatted tables incorporate four major changes in presentation. First, the presentation is changed by consolidating the previous 21 functions into 9 more useful functions. The function “education” was augmented by adding the subfunction “education” from the function “veterans benefits and services.” Most of the new functions, such as health, were derived from combinations of the previous subfunctions. Law courts, a new subfunction in the function “public order and safety,” was created from parts of the previous subfunctions that made up general public services.

1. See Brent R. Moulton and David F. Sullivan, “A Preview of the 1999 Comprehensive Revision of the National Income and Product Accounts: New and Redesigned Tables,” *Survey of Current Business* 79 (September 1999): 15–28. See also Brent R. Moulton, “Improved Estimates of National Income and Product Accounts for 1929–99: Results of the Comprehensive Revision,” *Survey* 80 (April 2000): 11–16; and Brent R. Moulton, Robert P. Parker, and Eugene P. Seskin, “A Preview of the 1999 Comprehensive Revision of the National Income and Product Accounts: Definitional and Classification Changes,” *Survey* 79 (August 1999): 7–20. For estimates of the effects of these changes, see Eugene P. Seskin, “Improved Estimates of the National Income and Product Accounts for 1959–98: Results of the Comprehensive Revision,” *Survey* 79 (December 1999): 29–30.

2. In order to assist data users in the transition to the new formats, the estimates of government current expenditures and gross investment by function in the previously published formats of tables 3.15, 3.16, and 3.17 are available on request; write to Government Division (BE-57), Bureau of Economic Analysis, U.S. Department of Commerce, Washington, DC 20230, or E-mail [webmaster@bea.doc.gov](mailto:webmaster@bea.doc.gov). The tables were last published in “Annual Revision: Newly Available Tables,” *Survey* 78 (October 1998): 5–9.

Note—This report was prepared by Karl Galbraith.

Second, the 9 new functions were crafted so that they would be comparable with the 10 divisions of the international classifications of the functions of government (COFOG) (see the box “Comparison of Classifications of Government Functions” on page 20).<sup>3</sup> The Bureau of Economic Analysis (BEA) is among those agencies in the United States and in other countries that have supported, developed, and adopted many international economic guidelines in the 1993 *System of National Accounts*.

Third, NIPA tables 3.15, 3.16, and 3.17 have been changed so that they are organized first by type of expenditure and then by level of government. For example, the new table 3.15 shows consumption expenditures and gross investment for the three levels of government—total government, Federal Government, and State and local government—and all functions; the former table 3.15 showed current expenditures and gross investment, current expenditures, and gross investment for total government.<sup>4</sup> The new tables are simpler, with only a single column for each year, compared with multiple columns for each year for different types of expenditures in the previously published format.

3. A final version of COFOG was approved by the United Nations Statistical Commission in March 1999 and published in *Classification of Expenditures According to Purpose*, Statistical Papers, Series M, No. 84 (New York: United Nations). COFOG is one of four functional classifications in the *System of National Accounts, 1993* that were prepared under the auspices of the Inter-Secretariat Working Group on National Accounts, Commission of the European Communities, the Organisation for Economic Co-operation and Development, the International Monetary Fund, the United Nations, and the World Bank.

4. Consumption expenditures and gross investment consists of net purchases of goods, services, and structures from business and from the rest of the world by general government; payments by general government to households in the form of compensation of employees, the consumption of general government fixed capital, which represents the value of current services of fixed assets of general government; net purchases of fixed assets of general government; net purchases of fixed assets by government enterprises; inventory change of government enterprises; and a deduction for general government sales, primarily tuition payments for higher education and charges for medical care.

Current expenditures consists of current-account transactions of consumption expenditures, transfer payments, grants-in-aid to State and local governments, net interest paid, subsidies less current surplus of government enterprises, less wage accruals less disbursements.

### Data Availability

The estimates beginning with 1952 for the new NIPA tables 3.15, 3.16, 3.17 are available from BEA's Web site at [www.bea.doc.gov](http://www.bea.doc.gov); click on “GDP and related data” and look under “Annual Only NIPA Tables.” They are also available from STAT-USA's Web site at [www.stat-usa.gov](http://www.stat-usa.gov).

Fourth, government consumption expenditures and gross investment, a component of GDP, is now presented in table 3.15. Quarterly estimates for the three levels of government are shown in NIPA tables 1.1 and 3.7.

**Shares of government spending by function**

In 1998, the largest shares of total government consumption expenditures and gross investment spending were for education, at 28.6 percent, and for national defense, at 22.8 percent (chart 1). National defense accounts for 64.7 percent of Federal Government spending, and education accounts for 43.6 percent of State and local government spending.

The average annual rates of growth of total government spending have generally decelerated since the 1970's (table A). Federal Government spending decelerated in the 1980's, despite a pickup in national defense spending that turned down in the 1990's. State and local government spending grew faster on average than Federal Government spending in the 1990's.

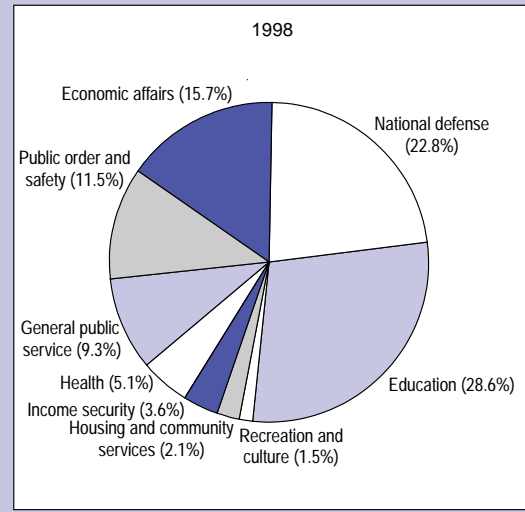
In 1998, the largest shares of government current expenditures were income security (23.4 percent) and health (17.9 percent) (chart 2). Current expenditures for income security are large because they include transfer payments, such as those for social security. Current expenditures for health are large because they include Federal transfer payments for medicare and State-and-local transfer payments for medicaid.

In 1998, education (16.5 percent), general public

service (16.1 percent), and national defense (11.9 percent) also accounted for sizable shares of current expenditures. Current expenditures for general public service includes net interest paid and sizable unallocable expenditures for State and local governments.

**CHART 1**

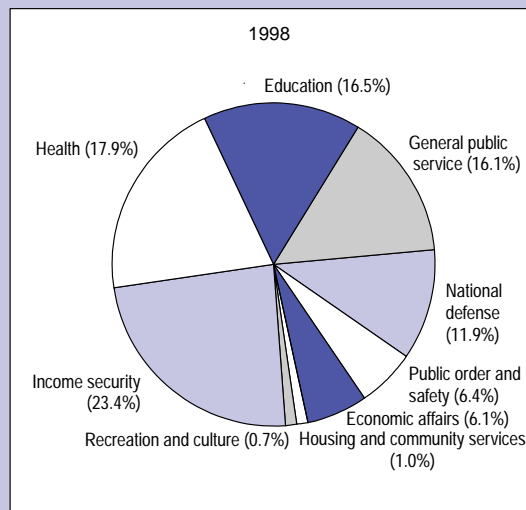
**Government Consumption Expenditures and Gross Investment by Function**



U.S. Department of Commerce, Bureau of Economic Analysis

**CHART 2**

**Government Current Expenditures by Function**



U.S. Department of Commerce, Bureau of Economic Analysis

**Table A.—Average Annual Growth Rates in Government Expenditures by Function**  
[Percent]

|                                      | Consumption expenditures and gross investment |             |            |            | Current expenditures |             |            |            |
|--------------------------------------|---|-------------|------------|------------|----------------------|-------------|------------|------------|
|                                      | 1960-70                                       | 1970-80     | 1980-90    | 1990-98    | 1960-70              | 1970-80     | 1980-90    | 1990-98    |
| <b>Government</b> .....              | <b>7.6</b>                                    | <b>9.2</b>  | <b>7.6</b> | <b>3.3</b> | <b>9.1</b>           | <b>11.0</b> | <b>8.2</b> | <b>4.5</b> |
| General public service .....         | 9.7   | 12.7        | 7.3        | 4.7        | 7.7                  | 12.4        | 11.5       | 3.9        |
| National defense .....               | 5.1   | 6.4         | 8.3        | -9         | 6.3                  | 6.3         | 7.8        | -4         |
| Public order and safety .....        | 9.4   | 12.5        | 10.4       | 7.0        | 9.5                  | 12.4        | 10.2       | 7.1        |
| Economic affairs .....               | 7.8   | 9.5         | 5.7        | 3.8        | 10.1                 | 9.7         | 5.1        | 2.7        |
| Housing and community services ..... | 7.1   | 10.6        | 5.4        | 2.7        | 13.6                 | 20.2        | 6.9        | 4.4        |
| Health .....                         | 9.4   | 11.3        | 6.6        | 2.8        | 16.1                 | 14.2        | 10.3       | 7.9        |
| Recreation and culture .....         | 10.6  | 11.2        | 7.8        | 5.4        | 10.6                 | 11.9        | 7.6        | 5.1        |
| Education .....                      | 11.1  | 9.8         | 7.7        | 5.2        | 12.0                 | 10.6        | 7.4        | 5.1        |
| Income security .....                | 14.3  | 14.7        | 7.3        | 6.7        | 9.4                  | 13.7        | 6.5        | 5.1        |
| <b>Federal</b> .....                 | <b>5.9</b>                                    | <b>7.7</b>  | <b>7.6</b> | <b>.7</b>  | <b>8.8</b>           | <b>11.2</b> | <b>7.9</b> | <b>4.2</b> |
| General public service .....         | 7.2   | 12.2        | 6.1        | 3.1        | 7.0                  | 14.5        | 11.4       | 3.4        |
| National defense .....               | 5.1   | 6.4         | 8.3        | -9         | 6.3                  | 6.4         | 7.9        | -3         |
| Public order and safety .....        | 9.5   | 15.4        | 11.2       | 8.9        | 11.4                 | 15.1        | 10.0       | 9.5        |
| Economic affairs .....               | 8.7   | 10.4        | 5.0        | 2.7        | 11.9                 | 9.9         | 4.0        | 1.3        |
| Housing and community services ..... | 16.9  | -14.8       | n.m.       | n.m.       | 25.0                 | 16.4        | 5.8        | 6.6        |
| Health .....                         | 10.5  | 13.7        | 7.6        | 5.9        | 21.0                 | 15.2        | 10.6       | 8.6        |
| Recreation and culture .....         | 10.3  | 11.8        | 2.9        | 6.9        | 14.3                 | 14.7        | 1.1        | 4.8        |
| Education .....                      | 15.1  | 5.0         | 6.4        | 9.7        | 21.0                 | 9.5         | 3.6        | 6.4        |
| Income security .....                | 11.1  | 16.7        | .7         | 6.3        | 9.3                  | 14.2        | 6.2        | 5.4        |
| <b>State and local</b> .....         | <b>9.7</b>                                    | <b>10.4</b> | <b>7.6</b> | <b>5.0</b> | <b>10.9</b>          | <b>11.1</b> | <b>7.9</b> | <b>5.7</b> |
| General public service .....         | 10.9  | 12.8        | 7.7        | 5.2        | 9.5                  | 9.8         | 8.5        | 5.8        |
| Public order and safety .....        | 9.4   | 12.3        | 10.3       | 6.8        | 9.5                  | 12.1        | 10.1       | 7.0        |
| Economic affairs .....               | 7.4   | 8.9         | 6.0        | 4.3        | 8.7                  | 11.6        | 4.7        | 4.3        |
| Housing and community services ..... | 6.6   | 11.3        | 5.4        | 2.2        | 9.0                  | 18.2        | .8         | 5.2        |
| Health .....                         | 8.9   | 9.7         | 5.9        | -5         | 13.7                 | 13.1        | 9.9        | 8.1        |
| Recreation and culture .....         | 10.7  | 11.1        | 8.6        | 5.2        | 10.0                 | 11.4        | 8.8        | 5.2        |
| Education .....                      | 11.0  | 9.9         | 7.7        | 5.1        | 11.8                 | 10.5        | 7.6        | 5.0        |
| Income security .....                | 15.6  | 14.0        | 9.2        | 6.7        | 10.9                 | 10.1        | 7.7        | 3.8        |

n.m. not meaningful, one value negative



### Comparison of Classifications of Government Functions

The classifications that are used in the new NIPA functions are designed to be comparable with the functions used in the international classifications of the functions of government (COFOG). However, the NIPAs have no function for environmental protection because not enough detail existed in the previous NIPA subfunctions. Some of the activities included in environmental protection, such as waste management and waste water management, are included in the NIPA housing and community services function.

The new NIPA functions are also related to those that are used by the Office of Management and Budget (OMB) to prepare the Federal budget and those that are used by the Bureau of the Census to prepare State and local government finance reports.

The OMB currently classifies budget data into 20 functions that are roughly assigned to the 9 NIPA functions for government. Of the 20 budget functions, 17 cover broad areas of national need. The remaining three functions—net interest, undistributed offsetting receipts, and allowances—are included to ensure full coverage of the Federal

budget. The OMB functions give added visibility to major programs, such as medicare and social security, by making them functions that are distinct from the health and income security functions. The NIPA function for health includes medicare, and the NIPA function for income security includes social security. Over 70 OMB subfunctions allow finer relationships to be made to the 25 NIPA subfunctions.

The Census Bureau presents expenditures in *Government Finances* and in the *Census of Governments* in 12 function groups and 39 subgroups that are based on nearly 70 major functions of government. The NIPA estimates for the Federal Government and for State and local governments are based on data from both these sources.<sup>1</sup>

1. NIPA table 3.18B shows the relation of Federal Government current expenditures in the NIPAs to budget outlays, and NIPA table 3.19 shows the relation of State and local government current expenditures to total expenditures in *Government Finances*; these tables were published most recently on pages 67 and 68 of the April 2000 *Survey*. See also "Updated Summary NIPA Methodologies," *Survey* 78 (September 1998): 14-35; and *Government Transactions*, Methodology Paper No. 5 (1988), which can be found at <www.bea.doc.gov> under "Bureau-wide" and then under "Methodologies."

| NIPA                              | COFOG                                  | OMB   | Census Bureau   |
|-----------------------------------|--|---|---|
| General public service            | General public services                | General government<br>plus International affairs<br>plus Net interest<br>plus Allowances  | Government administration<br>plus Interest on general debt<br>plus General expenditures not<br>elsewhere classified |
| National defense                  | Defence                                | National defense  | National defense and interna-<br>tional relations   |
| Public order and safety           | Public order and safety                | Administration of justice   | Public safety   |
| Economic affairs                  | Economic affairs                       | Agriculture<br>plus Energy<br>plus Natural resources and environment<br>plus Transportation<br>plus Commerce and housing credit<br>plus General science, space and technology | Transportation<br>plus Utility expenditure<br>plus Liquor store expenditure   |
| (1)                               | Environmental protection               | (2)   | (3)   |
| Housing and community<br>services | Housing and community<br>amenities     | Community and regional development  | Environment and housing   |
| Health                            | Health                                 | Health<br>plus Medicare<br>plus Veterans benefits and services  | (4)   |
| Recreation and culture            | Recreation, culture, and reli-<br>gion | (5)   | (3)   |
| Education                         | Education                              | Education, training, employment, and social<br>services   | Education services  |
| Income security                   | Social protection                      | Income security<br>plus Social security<br>plus Undistributed offsetting receipts   | Social services and income main-<br>tenance<br>plus Insurance trust expendi-<br>ture                                |

1. Contained largely in the housing and community services function and economic affairs function.

2. Contained largely in the natural resources and environment function and community and regional development function.

3. Contained largely in the environment and housing function.

4. Contained largely in the social services and income maintenance function.

5. Contained largely in the natural resources and environment function.

**Table 3.15.—Government Consumption Expenditures and Gross Investment by Function**  
[Billions of dollars]

|   | Line | 1995           | 1996           | 1997           | 1998           |   | Line | 1995         | 1996         | 1997         | 1998         |
|---|------|----------------|----------------|----------------|----------------|---|------|--------------|--------------|--------------|--------------|
| <b>Government</b> .....                       | 1    | <b>1,372.0</b> | <b>1,421.9</b> | <b>1,481.0</b> | <b>1,529.7</b> | Water .....                                   | 58   | 6.5          | 6.6          | 6.8          | 7.3          |
| <b>General public service</b> .....           | 2    | <b>125.2</b>   | <b>125.3</b>   | <b>136.0</b>   | <b>141.6</b>   | Transit and railroad .....                    | 59   | .3           | .6           | .8           | .6           |
| Executive and legislative .....               | 3    | 29.6           | 27.4           | 30.8           | 32.0           | Postal service .....                          | 60   | 2.9          | 3.7          | 4.5          | 5.1          |
| Tax collection and financial management ..... | 4    | 39.7           | 40.1           | 44.0           | 45.4           | Space .....                                   | 61   | 16.4         | 17.6         | 17.8         | 16.8         |
| Other .....                                   | 5    | 55.9           | 57.8           | 61.3           | 64.2           | Other .....                                   | 62   | 0            | 0            | 0            | 0            |
| <b>National defense</b> .....                 | 6    | <b>350.6</b>   | <b>357.0</b>   | <b>352.5</b>   | <b>348.6</b>   | <b>Housing and community services</b> .....   | 63   | <b>1.4</b>   | <b>1.6</b>   | <b>1.7</b>   | <b>1.3</b>   |
| <b>Public order and safety</b> .....          | 7    | <b>142.1</b>   | <b>152.8</b>   | <b>163.8</b>   | <b>175.3</b>   | <b>Health</b> .....                           | 64   | <b>40.9</b>  | <b>42.4</b>  | <b>44.0</b>  | <b>46.4</b>  |
| Police .....                                  | 8    | 53.6           | 58.9           | 64.2           | 69.5           | <b>Recreation and culture</b> .....           | 65   | <b>2.4</b>   | <b>2.3</b>   | <b>2.9</b>   | <b>2.8</b>   |
| Fire .....                                    | 9    | 18.6           | 19.4           | 20.5           | 21.8           | <b>Education</b> .....                        | 66   | <b>4.3</b>   | <b>5.0</b>   | <b>5.0</b>   | <b>5.7</b>   |
| Law courts .....                              | 10   | 26.7           | 28.6           | 30.7           | 33.5           | Elementary and secondary .....                | 67   | .6           | .6           | .5           | .6           |
| Prisons .....                                 | 11   | 43.1           | 45.9           | 48.3           | 50.5           | Higher .....                                  | 68   | .9           | .9           | .9           | 1.0          |
| <b>Economic affairs</b> .....                 | 12   | <b>213.1</b>   | <b>220.7</b>   | <b>234.6</b>   | <b>239.4</b>   | Other .....                                   | 69   | 2.8          | 3.5          | 3.5          | 4.2          |
| General economic and labor affairs .....      | 13   | 18.6           | 19.4           | 20.3           | 21.0           | <b>Income security</b> .....                  | 70   | <b>5.9</b>   | <b>6.0</b>   | <b>6.6</b>   | <b>8.3</b>   |
| Agriculture .....                             | 14   | 10.6           | 10.9           | 13.0           | 12.8           | Disability .....                              | 71   | .5           | .4           | .5           | .5           |
| Energy .....                                  | 15   | 16.4           | 13.5           | 13.4           | 11.0           | Retirement <sup>1</sup> .....                 | 72   | 1.3          | 1.2          | 1.3          | 1.6          |
| Natural resources .....                       | 16   | 21.8           | 23.0           | 23.4           | 24.9           | Welfare and social services .....             | 73   | 3.1          | 3.3          | 3.8          | 4.1          |
| Transportation .....                          | 17   | 126.1          | 132.5          | 142.0          | 147.3          | Unemployment .....                            | 74   | .1           | .1           | .1           | .1           |
| Highways .....                                | 18   | 98.2           | 103.3          | 111.6          | 115.9          | Other .....                                   | 75   | .9           | 1.0          | .9           | 1.9          |
| Air .....                                     | 19   | 12.4           | 13.0           | 13.4           | 14.0           | <b>State and local</b> .....                  | 76   | <b>850.5</b> | <b>890.4</b> | <b>943.2</b> | <b>991.0</b> |
| Water .....                                   | 20   | 7.5            | 7.8            | 7.9            | 8.4            | <b>General public service</b> .....           | 77   | <b>96.7</b>  | <b>99.7</b>  | <b>106.8</b> | <b>112.4</b> |
| Transit and railroad .....                    | 21   | 8.0            | 8.4            | 9.0            | 9.1            | Executive and legislative .....               | 78   | 13.5         | 14.3         | 15.2         | 16.1         |
| Postal service .....                          | 22   | 2.9            | 3.7            | 4.5            | 5.1            | Tax collection and financial management ..... | 79   | 27.2         | 27.7         | 30.3         | 32.1         |
| Space .....                                   | 23   | 16.4           | 17.6           | 17.8           | 16.8           | Other <sup>3</sup> .....                      | 80   | 55.9         | 57.8         | 61.3         | 64.2         |
| Other .....                                   | 24   | .3             | .3             | .3             | .4             | <b>Public order and safety</b> .....          | 81   | <b>126.9</b> | <b>135.7</b> | <b>145.6</b> | <b>155.8</b> |
| <b>Housing and community services</b> .....   | 25   | <b>27.8</b>    | <b>29.4</b>    | <b>30.7</b>    | <b>31.6</b>    | Police .....                                  | 82   | 46.8         | 50.8         | 54.9         | 59.1         |
| <b>Health</b> .....                           | 26   | <b>72.6</b>    | <b>74.9</b>    | <b>76.4</b>    | <b>78.6</b>    | Fire .....                                    | 83   | 18.5         | 19.3         | 20.4         | 21.7         |
| <b>Recreation and culture</b> .....           | 27   | <b>18.5</b>    | <b>19.3</b>    | <b>21.3</b>    | <b>22.3</b>    | Law courts .....                              | 84   | 21.6         | 23.1         | 25.2         | 27.5         |
| <b>Education</b> .....                        | 28   | <b>376.1</b>   | <b>395.2</b>   | <b>415.5</b>   | <b>438.1</b>   | Prisons .....                                 | 85   | 40.0         | 42.6         | 45.1         | 47.5         |
| Elementary and secondary .....                | 29   | 288.8          | 305.3          | 322.3          | 339.6          | <b>Economic affairs</b> .....                 | 86   | <b>140.6</b> | <b>146.2</b> | <b>156.8</b> | <b>162.4</b> |
| Higher .....                                  | 30   | 69.8           | 70.9           | 73.7           | 77.5           | General economic and labor affairs .....      | 87   | 11.6         | 11.8         | 12.3         | 12.8         |
| Libraries .....                               | 31   | 5.4            | 5.8            | 6.3            | 6.7            | Agriculture .....                             | 88   | 4.4          | 4.5          | 4.9          | 5.2          |
| Other .....                                   | 32   | 12.1           | 13.2           | 13.3           | 14.3           | Energy .....                                  | 89   | 4.0          | 3.5          | 3.8          | 3.3          |
| <b>Income security</b> .....                  | 33   | <b>45.9</b>    | <b>47.4</b>    | <b>50.2</b>    | <b>54.3</b>    | Natural resources .....                       | 90   | 10.5         | 10.8         | 11.2         | 11.6         |
| Disability .....                              | 34   | 2.7            | 2.8            | 2.8            | 2.9            | Transportation .....                          | 91   | 109.8        | 115.2        | 124.4        | 129.1        |
| Retirement <sup>1</sup> .....                 | 35   | 1.3            | 1.2            | 1.3            | 1.6            | Highways .....                                | 92   | 97.7         | 102.8        | 111.1        | 115.4        |
| Welfare and social services .....             | 36   | 40.8           | 42.2           | 45.0           | 47.8           | Air .....                                     | 93   | 3.3          | 3.4          | 3.9          | 4.1          |
| Unemployment .....                            | 37   | .1             | .1             | .1             | .1             | Water .....                                   | 94   | 1.0          | 1.2          | 1.2          | 1.1          |
| Other .....                                   | 38   | .9             | 1.0            | .9             | 1.9            | Transit and railroad .....                    | 95   | 7.7          | 7.8          | 8.2          | 8.4          |
| <b>Federal</b> .....                          | 39   | <b>521.5</b>   | <b>531.6</b>   | <b>537.8</b>   | <b>538.7</b>   | Other .....                                   | 96   | .3           | .3           | .3           | .4           |
| <b>General public service</b> .....           | 40   | <b>28.6</b>    | <b>25.6</b>    | <b>29.2</b>    | <b>29.1</b>    | <b>Housing and community services</b> .....   | 97   | <b>26.5</b>  | <b>27.8</b>  | <b>29.0</b>  | <b>30.3</b>  |
| Executive and legislative .....               | 41   | 16.1           | 13.1           | 15.6           | 15.9           | Water .....                                   | 98   | 6.9          | 8.0          | 8.9          | 9.2          |
| Tax collection and financial management ..... | 42   | 12.5           | 12.4           | 13.6           | 13.2           | Sewerage .....                                | 99   | 8.2          | 8.9          | 9.1          | 9.1          |
| Other <sup>2</sup> .....                      | 43   | 0              | 0              | 0              | 0              | Sanitation .....                              | 100  | 6.9          | 7.1          | 7.6          | 8.1          |
| <b>National defense</b> .....                 | 44   | <b>350.6</b>   | <b>357.0</b>   | <b>352.5</b>   | <b>348.6</b>   | Other .....                                   | 101  | 4.4          | 3.7          | 3.4          | 3.8          |
| <b>Public order and safety</b> .....          | 45   | <b>15.2</b>    | <b>17.0</b>    | <b>18.2</b>    | <b>19.5</b>    | <b>Health</b> .....                           | 102  | <b>31.7</b>  | <b>32.5</b>  | <b>32.4</b>  | <b>32.2</b>  |
| Police .....                                  | 46   | 6.9            | 8.2            | 9.3            | 10.4           | <b>Recreation and culture</b> .....           | 103  | <b>16.2</b>  | <b>17.0</b>  | <b>18.3</b>  | <b>19.5</b>  |
| Fire .....                                    | 47   | .1             | .1             | .1             | .1             | <b>Education</b> .....                        | 104  | <b>371.9</b> | <b>390.1</b> | <b>410.6</b> | <b>432.3</b> |
| Law courts .....                              | 48   | 5.1            | 5.5            | 5.6            | 6.1            | Elementary and secondary .....                | 105  | 288.2        | 304.7        | 321.8        | 339.0        |
| Prisons .....                                 | 49   | 3.1            | 3.3            | 3.2            | 2.9            | Higher .....                                  | 106  | 68.9         | 70.0         | 72.7         | 76.5         |
| <b>Economic affairs</b> .....                 | 50   | <b>72.5</b>    | <b>74.6</b>    | <b>77.8</b>    | <b>77.0</b>    | Libraries .....                               | 107  | 5.4          | 5.8          | 6.3          | 6.7          |
| General economic and labor affairs .....      | 51   | 7.0            | 7.6            | 8.0            | 8.2            | Other .....                                   | 108  | 9.3          | 9.7          | 9.8          | 10.1         |
| Agriculture .....                             | 52   | 6.2            | 6.3            | 8.1            | 7.6            | <b>Income security</b> .....                  | 109  | <b>40.0</b>  | <b>41.3</b>  | <b>43.6</b>  | <b>46.1</b>  |
| Energy .....                                  | 53   | 12.3           | 10.0           | 9.6            | 7.7            | Disability .....                              | 110  | 2.3          | 2.4          | 2.4          | 2.4          |
| Natural resources .....                       | 54   | 11.4           | 12.2           | 12.1           | 13.4           | Welfare and social services .....             | 111  | 37.8         | 38.9         | 41.2         | 43.7         |
| Transportation .....                          | 55   | 16.3           | 17.2           | 17.6           | 18.2           | Other .....                                   | 112  | 0            | 0            | 0            | 0            |
| Highways .....                                | 56   | .5             | .4             | .5             | .4             |   |      |              |              |              |              |
| Air .....                                     | 57   | 9.0            | 9.5            | 9.5            | 9.9            |   |      |              |              |              |              |

1. Consists of consumption expenditures to administer social insurance funds including old age and survivors insurance (social security) and railroad retirement. Excludes government employee retirement plans.  
2. Consists of consumption expenditures to administer Federal revenue sharing grants to State and local govern-

ments beginning with 1972 and ending with 1987.  
3. Consists primarily of unallocable State and local government consumption expenditures and gross investment.

Table 3.16.—Government Current Expenditures by Function

[Billions of dollars]

|   | Line | 1995           | 1996           | 1997           | 1998           |   | Line | 1995         | 1996         | 1997         | 1998           |
|---|------|----------------|----------------|----------------|----------------|---|------|--------------|--------------|--------------|----------------|
| <b>Government</b> <sup>1</sup>          | 1    | <b>2,293.7</b> | <b>2,384.5</b> | <b>2,461.8</b> | <b>2,523.1</b> | Air                                     | 59   | 6.2          | 6.5          | 6.9          | 7.1            |
| <b>General public service</b>           | 2    | <b>385.1</b>   | <b>394.5</b>   | <b>400.8</b>   | <b>405.5</b>   | Water                                   | 60   | 6.3          | 6.4          | 6.4          | 6.7            |
| Executive and legislative               | 3    | 39.0           | 42.1           | 41.6           | 42.9           | Transit and railroad                    | 61   | 1.8          | 1.6          | 1.8          | 1.2            |
| Tax collection and financial management | 4    | 33.9           | 32.8           | 35.9           | 36.6           | Postal service                          | 62   | 1.8          | 4.1          | 4.1          | 3.4            |
| Net interest paid <sup>2</sup>          | 5    | 267.8          | 274.1          | 275.4          | 276.1          | Space                                   | 63   | 12.6         | 13.1         | 13.5         | 13.0           |
| Other <sup>3</sup>                      | 6    | 44.4           | 45.5           | 47.8           | 49.9           | Other                                   | 64   | 0            | 0            | 0            | 0              |
| <b>National defense</b>                 | 7    | <b>297.1</b>   | <b>302.0</b>   | <b>304.1</b>   | <b>299.5</b>   | <b>Housing and community services</b>   | 65   | <b>29.5</b>  | <b>30.0</b>  | <b>30.5</b>  | <b>29.9</b>    |
| <b>Public order and safety</b>          | 8    | <b>132.0</b>   | <b>141.9</b>   | <b>152.0</b>   | <b>162.2</b>   | <b>Health</b>                           | 66   | <b>319.4</b> | <b>340.2</b> | <b>357.3</b> | <b>364.8</b>   |
| Police                                  | 9    | 50.7           | 55.5           | 60.3           | 65.0           | <b>Recreation and culture</b>           | 67   | <b>2.5</b>   | <b>2.5</b>   | <b>2.9</b>   | <b>2.8</b>     |
| Fire                                    | 10   | 17.4           | 18.1           | 19.1           | 20.2           | <b>Education</b>                        | 68   | <b>32.2</b>  | <b>34.1</b>  | <b>36.3</b>  | <b>37.5</b>    |
| Law courts                              | 11   | 25.2           | 26.7           | 28.6           | 31.1           | Elementary and secondary                | 69   | 11.8         | 13.1         | 12.8         | 13.7           |
| Prisons                                 | 12   | 38.7           | 41.7           | 44.0           | 45.8           | Higher                                  | 70   | 12.1         | 11.8         | 14.0         | 13.7           |
| <b>Economic affairs</b>                 | 13   | <b>137.3</b>   | <b>142.5</b>   | <b>145.1</b>   | <b>152.7</b>   | Other                                   | 71   | 8.4          | 9.2          | 9.5          | 10.2           |
| General economic and labor affairs      | 14   | 18.9           | 19.4           | 20.3           | 20.9           | <b>Income security</b>                  | 72   | <b>501.5</b> | <b>521.2</b> | <b>535.9</b> | <b>551.9</b>   |
| Agriculture                             | 15   | 18.4           | 19.0           | 19.5           | 26.2           | Disability                              | 73   | 62.1         | 66.0         | 68.4         | 71.9           |
| Energy                                  | 16   | -4             | -1.8           | -4.2           | -6.4           | Retirement <sup>5</sup>                 | 74   | 297.5        | 308.4        | 321.9        | 333.0          |
| Natural resources                       | 17   | 17.6           | 17.9           | 17.9           | 18.9           | Welfare and social services             | 75   | 95.5         | 95.2         | 94.1         | 93.6           |
| Transportation                          | 18   | 80.7           | 83.9           | 88.4           | 92.2           | Unemployment                            | 76   | 25.0         | 25.7         | 23.4         | 23.3           |
| Highways                                | 19   | 55.0           | 57.6           | 61.0           | 64.5           | Other                                   | 77   | 21.4         | 25.9         | 28.1         | 30.1           |
| Air                                     | 20   | 4.5            | 4.7            | 5.0            | 5.0            | <b>State and local</b>                  | 78   | <b>902.5</b> | <b>939.0</b> | <b>981.5</b> | <b>1,028.7</b> |
| Water                                   | 21   | 6.1            | 6.2            | 6.1            | 6.4            | <b>General public service</b>           | 79   | <b>83.6</b>  | <b>86.0</b>  | <b>90.2</b>  | <b>93.5</b>    |
| Transit and railroad                    | 22   | 15.1           | 15.4           | 16.2           | 16.3           | Executive and legislative               | 80   | 12.4         | 13.1         | 13.9         | 14.7           |
| Postal service                          | 23   | 1.8            | 4.1            | 4.1            | 3.4            | Tax collection and financial management | 81   | 26.5         | 26.9         | 29.5         | 31.2           |
| Space                                   | 24   | 12.1           | 12.7           | 13.0           | 12.1           | Net interest paid <sup>2</sup>          | 82   | 2            | 6            | -9           | -2.3           |
| Other <sup>4</sup>                      | 25   | -11.8          | -12.7          | -13.9          | -14.6          | Other <sup>7</sup>                      | 83   | 44.4         | 45.5         | 47.8         | 49.9           |
| <b>Housing and community services</b>   | 26   | <b>27.4</b>    | <b>26.7</b>    | <b>28.8</b>    | <b>26.2</b>    | <b>Public order and safety</b>          | 84   | <b>118.9</b> | <b>127.3</b> | <b>136.3</b> | <b>145.6</b>   |
| <b>Health</b>                           | 27   | <b>401.8</b>   | <b>426.9</b>   | <b>445.9</b>   | <b>452.1</b>   | Police                                  | 85   | 44.5         | 48.2         | 52.0         | 56.0           |
| <b>Recreation and culture</b>           | 28   | <b>14.6</b>    | <b>14.9</b>    | <b>16.1</b>    | <b>16.8</b>    | Fire                                    | 86   | 17.3         | 18.0         | 19.0         | 20.1           |
| <b>Education</b>                        | 29   | <b>358.6</b>   | <b>375.5</b>   | <b>395.9</b>   | <b>416.6</b>   | Law courts                              | 87   | 20.6         | 21.8         | 23.7         | 25.9           |
| Elementary and secondary                | 30   | 262.2          | 276.4          | 291.3          | 307.2          | Prisons                                 | 88   | 36.5         | 39.3         | 41.6         | 43.7           |
| Higher                                  | 31   | 68.7           | 69.6           | 74.2           | 77.0           | <b>Economic affairs</b>                 | 89   | <b>72.1</b>  | <b>74.0</b>  | <b>77.4</b>  | <b>81.7</b>    |
| Libraries                               | 32   | 4.7            | 5.1            | 5.5            | 5.9            | General economic and labor affairs      | 90   | 12.0         | 12.1         | 12.6         | 13.2           |
| Other                                   | 33   | 23.0           | 24.4           | 24.9           | 26.5           | Agriculture                             | 91   | 4.1          | 4.2          | 4.5          | 4.9            |
| <b>Income security</b>                  | 34   | <b>539.8</b>   | <b>559.6</b>   | <b>573.2</b>   | <b>591.6</b>   | Energy                                  | 92   | -6.6         | -7.1         | -7.4         | -7.7           |
| Disability                              | 35   | 73.8           | 78.0           | 80.3           | 83.6           | Natural resources                       | 93   | 8.3          | 8.5          | 8.6          | 9.0            |
| Retirement <sup>5</sup>                 | 36   | 297.5          | 308.4          | 321.9          | 333.0          | Transportation                          | 94   | 66.1         | 69.0         | 72.9         | 77.0           |
| Welfare and social services             | 37   | 127.7          | 127.2          | 125.0          | 127.1          | Highways                                | 95   | 54.6         | 57.2         | 60.6         | 64.1           |
| Unemployment                            | 38   | 21.6           | 22.4           | 20.3           | 20.0           | Air                                     | 96   | -1.7         | -1.8         | -2.0         | -2.1           |
| Other                                   | 39   | 19.2           | 23.5           | 25.7           | 27.9           | Water                                   | 97   | -1           | -2           | -2           | -3             |
| <b>Federal</b>                          | 40   | <b>1,575.7</b> | <b>1,635.9</b> | <b>1,676.0</b> | <b>1,703.8</b> | Transit and railroad                    | 98   | 13.3         | 13.8         | 14.5         | 15.1           |
| <b>General public service</b>           | 41   | <b>302.4</b>   | <b>310.4</b>   | <b>312.6</b>   | <b>314.0</b>   | Other <sup>4</sup>                      | 99   | -11.8        | -12.7        | -13.9        | -14.6          |
| Executive and legislative               | 42   | 27.6           | 30.9           | 29.8           | 30.2           | <b>Housing and community services</b>   | 100  | <b>3.7</b>   | <b>2.8</b>   | <b>5.4</b>   | <b>6.6</b>     |
| Tax collection and financial management | 43   | 7.4            | 5.9            | 6.4            | 5.4            | Water                                   | 101  | -3.6         | -4.0         | -4.2         | -4.4           |
| Net interest paid                       | 44   | 267.5          | 273.6          | 276.3          | 278.4          | Sewerage                                | 102  | -7           | -1.0         | -1.2         | -1.3           |
| Other <sup>6</sup>                      | 45   | 0              | 0              | 0              | 0              | Sanitation                              | 103  | 5.3          | 5.5          | 5.9          | 6.4            |
| <b>National defense</b>                 | 46   | <b>299.8</b>   | <b>304.8</b>   | <b>307.0</b>   | <b>302.7</b>   | Other                                   | 104  | 2.7          | 2.3          | 4.9          | 6.0            |
| <b>Public order and safety</b>          | 47   | <b>14.3</b>    | <b>15.8</b>    | <b>17.9</b>    | <b>19.3</b>    | <b>Health</b>                           | 105  | <b>179.6</b> | <b>188.4</b> | <b>193.0</b> | <b>197.9</b>   |
| Police                                  | 48   | 6.5            | 7.7            | 9.5            | 10.7           | <b>Recreation and culture</b>           | 106  | <b>12.2</b>  | <b>12.7</b>  | <b>13.3</b>  | <b>14.2</b>    |
| Fire                                    | 49   | .1             | .1             | .1             | .1             | <b>Education</b>                        | 107  | <b>341.6</b> | <b>358.1</b> | <b>375.8</b> | <b>396.1</b>   |
| Law courts                              | 50   | 5.1            | 5.4            | 5.6            | 6.1            | Elementary and secondary                | 108  | 261.2        | 275.4        | 290.4        | 306.2          |
| Prisons                                 | 51   | 2.6            | 2.5            | 2.7            | 2.4            | Higher                                  | 109  | 58.1         | 59.4         | 61.5         | 64.6           |
| <b>Economic affairs</b>                 | 52   | <b>74.1</b>    | <b>76.9</b>    | <b>75.6</b>    | <b>80.9</b>    | Libraries                               | 110  | 4.7          | 5.1          | 5.5          | 5.9            |
| General economic and labor affairs      | 53   | 11.1           | 11.4           | 12.0           | 12.0           | Other                                   | 111  | 17.6         | 18.2         | 18.4         | 19.4           |
| Agriculture                             | 54   | 15.7           | 16.0           | 15.8           | 22.3           | <b>Income security</b>                  | 112  | <b>90.8</b>  | <b>89.6</b>  | <b>90.0</b>  | <b>93.1</b>    |
| Energy                                  | 55   | 7.2            | 6.3            | 4.3            | 2.3            | Disability                              | 113  | 13.0         | 13.3         | 13.3         | 13.1           |
| Natural resources                       | 56   | 10.9           | 11.1           | 10.3           | 12.6           | Welfare and social services             | 114  | 77.8         | 76.3         | 76.8         | 79.9           |
| Transportation                          | 57   | 14.7           | 15.0           | 15.5           | 15.3           | Other                                   | 115  | 0            | 0            | 0            | 0              |
| Highways                                | 58   | .4             | .4             | .4             | .4             |   |      |              |              |              |                |

1. Equals Federal Government current expenditures less grants-in-aid to State and local governments plus State and local government current expenditures.

2. Includes dividends received by government shown separately in tables 3.1 and 3.3 for total government and for State and local government.

3. Equals unallocable State and local government expenditures, less "wage accruals less disbursements" shown in table 3.1; includes Federal revenue sharing grants to State and local governments beginning with 1972 and ending with 1987.

4. Consists of State and local government publicly owned liquor store systems, government-administered lotteries

and parimutuels, and other commercial activities.

5. Consists of social insurance funds including old age and survivors insurance (social security) and railroad retirement. Excludes government employee retirement plans.

6. Consists primarily of Federal revenue sharing grants to State and local governments beginning with 1972 and ending with 1987, less "wage accruals less disbursements" shown in table 3.2.

7. Equals unallocable State and local government expenditures less "wage accruals less disbursements" shown in table 3.3.

Table 3.17.—Selected Government Expenditures by Function

[Billions of dollars]

|  | Line | 1995 | 1996 | 1997 | 1998 |  | Line | 1995 | 1996 | 1997 | 1998 |
|--|------|------|------|------|------|--|------|------|------|------|------|
| <b>Current expenditures <sup>1</sup></b>             |      |      |      |      |      | <b>Unemployment</b>  |      |      |      |      |      |
| <b>Consumption expenditures:</b>                     |      |      |      |      |      | <b>Other</b>   |      |      |      |      |      |
| <b>Government</b>                                    |      |      |      |      |      | <b>Subsidies less current surplus of government enterprises:</b> |      |      |      |      |      |
| <b>Federal</b>                                       |      |      |      |      |      | <b>Government</b>  |      |      |      |      |      |
| <b>State and local</b>                               |      |      |      |      |      | <b>Federal</b>   |      |      |      |      |      |
| <b>State and local</b>                               |      |      |      |      |      | <b>State and local</b>   |      |      |      |      |      |
| <b>Transfer payments (net):</b>                      |      |      |      |      |      | <b>Gross investment</b>  |      |      |      |      |      |
| <b>Government</b>                                    |      |      |      |      |      | <b>Government</b>  |      |      |      |      |      |
| <b>Federal</b>                                       |      |      |      |      |      | <b>Federal</b>   |      |      |      |      |      |
| <b>State and local</b>                               |      |      |      |      |      | <b>State and local</b>   |      |      |      |      |      |
| <b>Grants-in-aid to State and local governments:</b> |      |      |      |      |      | <b>Capital transfers paid</b>                                    |      |      |      |      |      |
| <b>Federal <sup>2</sup></b>                          |      |      |      |      |      | <b>Federal <sup>4</sup></b>                                      |      |      |      |      |      |
| <b>General public service</b>                        |      |      |      |      |      | <b>General public service <sup>5</sup></b>                       |      |      |      |      |      |
| <b>National defense</b>                              |      |      |      |      |      | <b>Economic affairs</b>  |      |      |      |      |      |
| <b>Public order and safety</b>                       |      |      |      |      |      | <b>Transportation</b>  |      |      |      |      |      |
| <b>Economic affairs</b>                              |      |      |      |      |      | <b>Highways <sup>6</sup></b>                                     |      |      |      |      |      |
| <b>General economic and labor affairs</b>            |      |      |      |      |      | <b>Air <sup>6</sup></b>  |      |      |      |      |      |
| <b>Agriculture</b>                                   |      |      |      |      |      | <b>Water <sup>7</sup></b>  |      |      |      |      |      |
| <b>Energy</b>  |      |      |      |      |      | <b>Transit and railroad <sup>6</sup></b>                         |      |      |      |      |      |
| <b>Natural resources</b>                             |      |      |      |      |      | <b>Housing and community services <sup>6</sup></b>               |      |      |      |      |      |
| <b>Transportation</b>                                |      |      |      |      |      | <b>Health <sup>6</sup></b>                                       |      |      |      |      |      |
| <b>Space</b>   |      |      |      |      |      |  |      |      |      |      |      |
| <b>Housing and community services</b>                |      |      |      |      |      |  |      |      |      |      |      |
| <b>Health</b>  |      |      |      |      |      |  |      |      |      |      |      |
| <b>Recreation and culture</b>                        |      |      |      |      |      |  |      |      |      |      |      |
| <b>Education</b>                                     |      |      |      |      |      |  |      |      |      |      |      |
| <b>Income security</b>                               |      |      |      |      |      |  |      |      |      |      |      |
| <b>Disability</b>                                    |      |      |      |      |      |  |      |      |      |      |      |
| <b>Retirement</b>                                    |      |      |      |      |      |  |      |      |      |      |      |
| <b>Welfare and social services</b>                   |      |      |      |      |      |  |      |      |      |      |      |

1. Equals consumption expenditures, transfer payments, net interest paid, less dividends received by government, subsidies less current surplus of government enterprises, less "wage accruals less disbursements"; for Federal Government, also includes grants-in-aid to State and local governments. Government, Federal Government, and State and local government current expenditures are shown separately in tables 3.1, 3.2, and 3.3.

2. Federal grants-in-aid to State and local governments are included in Federal current expenditures; because the grants are transactions between levels of government, they are eliminated in the consolidation of the government sector.

3. Consists of publicly owned liquor store systems, government-administered lotteries and parimutuels, and other commercial activities.

4. No State and local government capital transfers have been identified.

5. Consists of forgiveness of debts owed by foreign governments to the U.S. Government.

6. Consists of Federal Government investment grants to State and local governments.

7. Consists of maritime construction subsidies paid to business by the Federal Government.

# Improved Estimates of Gross Product by Industry for 1947–98

By Sherlene K.S. Lum, Brian C. Moyer, and Robert E. Yuskavage

**I**N THIS article, the Bureau of Economic Analysis (BEA) presents new estimates of gross product, or gross product originating (GPO), by industry for 1998 and revised estimates for 1947–97.<sup>1</sup> The estimates reflect the results of the recent comprehensive revision of the national income and product accounts (NIPA's), and they incorporate newly available source data and methodological changes for GPO by industry. (See the box "Gross Product Originating: Definition and Relationship to Gross Domestic Product.")

As part of this comprehensive revision of the GPO estimates, the double-deflation method for computing real GPO was extended to all industries, starting with the estimates for 1987.<sup>2</sup> The extension of the double-deflation method required the development of time series of gross output and

intermediate inputs for all industries, also starting with 1987. The availability of these integrated estimates of gross output, intermediate inputs, and GPO opens new possibilities for economic and industrial analysis. (See the box "GPO Estimates as a Set of Accounts.")

Using the double-deflation method improves the real GPO estimates in two ways. First, the GPO estimates can now incorporate more complete information on industry output, inputs, and prices, so the preparation of the estimates requires fewer assumptions about the relationships among industry outputs and inputs. Second, the source data on prices used to prepare the estimates of real GPO are now more consistent with the source data on prices used to prepare the estimates of real gross domestic product (GDP). As a result, the growth rates of real GPO are now more consistent with those of real GDP, thus increasing the reliability of the computed measures of industry contributions to real GDP growth.

Improvements from the comprehensive NIPA revision that were incorporated into this GPO re-

1. For the previously published estimates, see Sherlene K.S. Lum and Brian C. Moyer, "Gross Product by Industry, 1995–97," *Survey of Current Business* 78 (November 1998): 20–40; and Sherlene K.S. Lum and Robert E. Yuskavage, "Gross Product by Industry, 1947–96," *Survey* 77 (November 1997): 20–34.

2. Double-deflation is the preferred method for computing industry real GPO because it requires fewer assumptions about the relationships among gross output and intermediate inputs. It is not the preferred method for the three industries—private households, Federal general government, and State and local general government—for which gross output and GPO are equivalent.

## Gross Product Originating: Definition and Relationship to Gross Domestic Product

Gross product, or gross product originating (GPO), by industry is the contribution of each private industry and government to the Nation's output, or gross domestic product (GDP). An industry's GPO, or its "value added," is equal to its gross output (which consists of sales or receipts and other operating income, commodity taxes, and inventory change) minus its intermediate inputs (which consist of energy, raw materials, semifinished goods, and services that are purchased from domestic industries or from foreign sources).

For the national income and product accounts (NIPA's), GDP is measured as the sum of the expenditure components and is benchmarked to the input-output accounts. Gross domestic income (GDI) measures output as the sum of the costs incurred and the incomes earned in the production of GDP. In concept, GDP and GDI should be equal; in practice, they differ because their components are estimated using largely independent and less-than-perfect source data. The difference between GDP and GDI is the "statistical discrepancy," which is

recorded in the NIPA's as an "income" component that reconciles GDI with GDP. BEA views GDP as the more reliable measure of output, because the source data underlying the estimates of expenditures are considered to be more accurate.<sup>1</sup>

Current-dollar GPO by industry is measured as the sum of distributions by industry of the components of GDI that are attributable to labor and property in the United States. Consequently, the sum of the current-dollar GPO estimates also differs from current-dollar GDP by the statistical discrepancy. In the GPO estimates, the statistical discrepancy is included in the GPO of private industries because of BEA's view that most of the measurement problems with the components of GDI affect the GPO of private industries rather than the GPO of general government or government enterprises.

1. See the box "The Statistical Discrepancy," *Survey of Current Business* 77 (August 1997): 19; and "Note on Alternative Measures of Gross Product by Industry," *Survey* 77 (November 1997): 84–8.

vision include the recognition of business purchases and government expenditures for software, including own-account production of software, as investment and the incorporation of improved NIPA estimates of the real value of banking services into the gross output and GPO estimates for depository institutions.<sup>3</sup> Other major improvements that were incorporated include more recent data on industry intermediate inputs from the 1992 benchmark input-output (I-O) accounts and the 1996 annual I-O accounts and improved industry distributions of indirect business taxes.

Two other improvements are related to the conversion of NIPA income components from a company basis to an establishment basis: The conversion of corporate net interest from a com-

pany basis to an establishment basis to parallel the treatment of other corporate property-type income and the incorporation of a newly available 1992 employment matrix for the estimation of corporate property-type income on an establishment basis.

The major results from this GPO revision include the following.

- The real GPO growth rate for private industries was revised up 0.3 percentage point for 1977–97, which is consistent with the 0.3-percent upward revision to the growth rate in real GDP.
- The industry shares of current-dollar GDP were largely unrevised, but the share for finance, insurance, and real estate (FIRE) was revised down 0.2 percentage point for 1987 and 0.5 percentage point for 1997.

3. See Eugene P. Seskin, "Improved Estimates of the National Income and Product Accounts for 1959–98: Results of the Comprehensive Revision," *Survey* 79 (December 1999): 15–39.

### GPO Estimates as a Set of Accounts

A major element of this comprehensive revision of the gross product originating (GPO) by industry estimates is the development of an integrated set of estimates of gross output, intermediate inputs, and GPO for all industries, beginning with 1987. As a result, the GPO estimates are now a consistent set of industry production accounts that are more closely integrated with BEA's national income and product accounts and input-output accounts, thus opening new possibilities for analysis of structural change, industrial performance, and output per employee. In addition, the development of the new estimates of gross output enables the extension of the double-deflation method for computing real GPO to all industries, thus improving the reliability of the real GPO estimates and their consistency with estimates of real GDP.

Gross output, intermediate inputs, and GPO are now generally derived from a consistent framework based on an industry production account that depicts how an industry uses both intermediate inputs and value-added inputs (GPO) to produce its gross output. The industry production account is a key component in international guidelines for the development of integrated economic accounts.

Gross output and GPO are both important measures of industry output. Many economists prefer to use gross output in studies of industry production and output per employee because it reflects the use of both primary and secondary inputs.<sup>1</sup> Until recently, the lack of gross output measures for many services industries limited the analytical possibilities for the nonmanufacturing group. These gaps in available gross output measures were largely attributable to the lack of detailed source data for current-dollar gross output and for price indexes, but they were also partly due to conceptual problems in defining the output of some services industries—such as depository institu-

tions, which includes banking, and business services, which includes computer services. As a result, some analysts used GPO as an output measure because of GPO's comprehensive coverage and widespread availability from the national economic accounts of most countries.

The availability of an integrated set of industry production accounts that includes estimates of gross output, intermediate inputs, and GPO opens new possibilities for analysis of structural change, industry performance, and output per employee. For example, analysts can examine the substitution of purchased services for labor input (outsourcing), the changes in cost-price markup patterns over time and across industries, and the changes in output per employee for nonmanufacturing industries and manufacturing industries. Several of the nonmanufacturing industries for which estimates of gross output and intermediate inputs are available for the first time—including depository institutions and business services—have invested significantly in information technology in recent years, and these new estimates may help in assessing the impact of these investments on output.

Some of the problems that have limited the availability of gross output estimates and the use of the double-deflation method remain. For example, problems persist in defining the gross output of many services industries, and limitations remain in the methodology that uses cost indexes as proxies for output-price indexes. Nevertheless, the real GPO by industry estimates have been significantly improved, because fewer assumptions are required about the relationship between gross output and intermediate inputs. More importantly, a framework has been established for incorporating the new producer price indexes (PPI's) for services industries that began in 1995 and any additional PPI's from the Bureau of Labor Statistics. These improvements in source data will continue to improve the quality of the gross output and real GPO estimates and will further enhance their analytical value and their consistency with the estimates of GDP.

1. For example, see Bureau of Labor Statistics (BLS), "Industry Productivity Measures" in *BLS Handbook of Methods*, BLS Bulletin 2490 (Washington, DC: U.S. Government Printing Office, 1997).



- The revisions did not affect the long-term trend of falling shares of current-dollar GDP for private goods-producing industries and rising shares for private services-producing industries.
- FIRE and services together contributed 1.1 percentage points to the 3.0-percent growth in real GDP in 1987–98.
- FIRE and services together contributed 1.4 percentage points to the 2.6-percent growth in GDP prices in 1987–98.

This article is presented in four parts. The first part discusses the relative performance of industries in terms of real growth rates, contributions to real GDP growth, shares of current-dollar GDP, and the composition of current-dollar GPO. The second part discusses the estimates of GPO prices and unit costs. The third part describes the changes in methodology and presentation, and the fourth part describes the methodology used to prepare the GPO estimates. The detailed GPO estimates for 1987–98 are presented in tables 1–14 at the end of the article. (See the box “Data Availability” on page 34.)

### Industry Growth, Contributions, Shares, and Composition

The relative performance of particular industries or industry groups can be assessed by examining

their real GPO growth rates, their contributions to real GDP growth, their shares of GDP, and the composition of their current-dollar GPO. Comparison of the growth rate of an industry's real GPO with that of real GDP indicates whether an industry is growing above or below the pace of U.S. economic growth. An industry's contribution to real GDP growth indicates the extent to which the industry is affecting the growth of real GDP. Changes in an industry's share of current-dollar GDP indicate whether the industry's use of the economy's resources is increasing or decreasing. Changes in the composition of an industry's current-dollar GPO indicate whether the labor and capital shares for the industry are changing.

#### Real GPO growth rates

Over the period 1977–98, the gross product for all industry groups increased. The increases ranged from 5.5 percent for wholesale trade to 1.2 percent for government; real GDP increased at an average annual rate of 3.1 percent (table A, chart 1). Within the transportation and public utilities industry group, the communications industry grew 5.7 percent. In 1977–87, the growth rates ranged from 4.9 percent for wholesale trade to 1.1 percent for construction. In 1987–98, wholesale trade again grew the fastest at 5.9 percent.

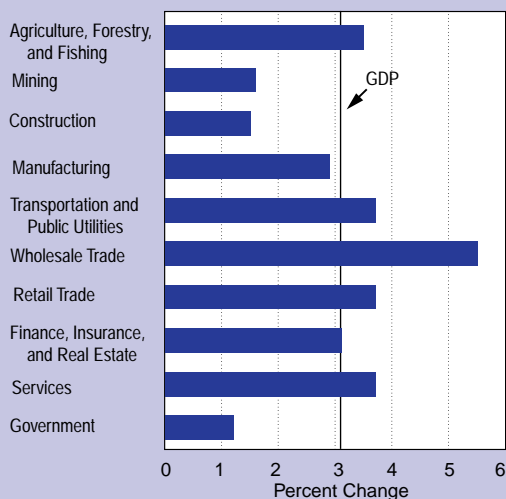
The revisions to the growth rates of real GPO for 1977–97 were small. The growth rate for private industries was revised up 0.3 percentage

Table A.—Real Gross Domestic Product by Industry Group: Average Annual Rates of Change, Selected Periods

|  | 1977–98    | 1977–87    | 1987–98    | 1987–92    | 1992–98    |
|--|------------|------------|------------|------------|------------|
| <b>Gross domestic product</b>              | <b>3.1</b> | <b>3.1</b> | <b>3.0</b> | <b>2.4</b> | <b>3.6</b> |
| <b>Private industries</b> .....            | <b>3.3</b> | <b>3.1</b> | <b>3.4</b> | <b>2.4</b> | <b>4.2</b> |
| Agriculture, forestry, and fishing .....   | 3.5        | 4.7        | 2.4        | 3.4        | 1.5        |
| Mining .....                               | 1.6        | .8         | 2.3        | –6         | 4.7        |
| Construction .....                         | 1.5        | 1.1        | 1.9        | –5         | 4.0        |
| Manufacturing .....                        | 2.9        | 2.9        | 3.0        | .7         | 4.9        |
| Durable goods .....                        | 3.8        | 2.9        | 4.8        | 1.0        | 8.1        |
| Nondurable goods .....                     | 1.7        | 3.0        | .6         | .3         | .8         |
| Transportation and public utilities .....  | 3.7        | 3.2        | 4.2        | 3.8        | 4.6        |
| Transportation .....                       | 3.8        | 3.1        | 4.4        | 3.6        | 5.1        |
| Communications .....                       | 5.7        | 5.2        | 6.2        | 5.0        | 7.2        |
| Electric, gas, and sanitary services ..... | 1.8        | 1.5        | 2.1        | 3.1        | 1.2        |
| Wholesale trade .....                      | 5.5        | 4.9        | 5.9        | 4.7        | 6.9        |
| Retail trade .....                         | 3.7        | 3.4        | 4.1        | 2.2        | 5.7        |
| Finance, insurance, and real estate .....  | 3.1        | 3.2        | 2.9        | 2.1        | 3.6        |
| Services .....                             | 3.7        | 4.0        | 3.4        | 3.3        | 3.5        |
| <b>Government</b> .....                    | <b>1.2</b> | <b>1.4</b> | <b>1.0</b> | <b>1.6</b> | <b>.5</b>  |

CHART 1

#### Real Gross Product by Industry Group: Average Annual Change for 1977–98



U.S. Department of Commerce, Bureau of Economic Analysis

point, the same as the 0.3-percentage point upward revision to real GDP growth (table B). By industry group, the real GPO growth rate for transportation and public utilities was revised up the most (0.6 percentage point), and that for agriculture, forestry, and fishing was revised down the most (0.2 percentage point).

In 1992–98, real GDP increased at an average annual rate of 3.6 percent; private industries increased 4.2 percent, and government increased 0.5 percent. Among the industry groups, manufacturing increased 4.9 percent, as durable-goods manufacturing increased 8.1 percent and non-durable-goods manufacturing increased 0.8 percent. Excluding manufacturing, the largest increases were in transportation and public utilities (7.2 percent in communications and 5.1 percent in transportation), and the smallest increase was in agriculture, forestry, and fishing (1.5 percent).

At the industry level of detail, the changes in real GPO varied widely in 1992–98. Real GPO increased at an average annual rate of 5 percent or more in 18 industries. The increases were especially large in electronic and other electric equipment (20.3 percent) and industrial machinery and equipment (13.1 percent) in durable-goods manufacturing, partly reflecting the rapid growth in high-tech products, and in nondepository institutions (20.0 percent) and security and commodity brokers (17.9 percent) in FIRE.<sup>4</sup> Real GPO decreased in nine industries. The largest decreases

were in instruments and related products (4.1 percent) and “other transportation equipment” (1.7 percent) in durable-goods manufacturing.

Beginning with this GPO revision, estimates of gross output and intermediate inputs by industry for 1987–98 are available for all industries and industry groups (table C). These expanded estimates present a more comprehensive picture of an industry’s output. The growth rate of real gross output for an industry can be decomposed into the real growth rates of its primary factors of production (value-added inputs—labor and capital) and its secondary factors of production (intermediate inputs—including energy, raw materials, semifinished goods, and services—that are purchased from domestic industries and from foreign sources). For example, in 1987–98, real gross output for services grew at an average annual rate of 4.7 percent as a result of a 3.4-percent growth in real value-added from labor and capital inputs (real GPO) and a 6.8-percent growth in real intermediate inputs.<sup>5</sup> This decomposition demonstrates that most of the growth in real gross output for services resulted from the growth in real intermediate inputs rather than from the growth in real value-added inputs.

**Contributions to real GDP growth**

The contribution of an industry to real GDP growth indicates the extent to which the industry’s growth affects the growth of real GDP. This contribution depends on both the industry’s growth rate

4. Chain-type quantity indexes of GPO are shown in table 5, and estimates of real (chained-dollar) GPO are shown in table 6. For information about the computation of the real GPO estimates, see the box “Computation of the Chain-Type Quantity Indexes for Double-Deflated Industries” in Robert E. Yuskavage, “Improved Estimates of Gross Product by Industry, 1959–94,” *Survey* 76 (August 1996): 142.

5. The contributions to growth of these components are a function of their relative size and of changes in their relative size over time as a result of factors such as increased outsourcing.

**Table B.—Revisions to Average Annual Rates of Change of Real Gross Domestic Product by Industry Group, Selected Periods**  
[Percent]

|  | 1977–97              |         |          | 1977–87              |         |          | 1987–97              |         |          | 1987–92              |         |          | 1992–97              |         |          |
|--|----------------------|---------|----------|----------------------|---------|----------|----------------------|---------|----------|----------------------|---------|----------|----------------------|---------|----------|
|  | Previously published | Revised | Revision | Previously published | Revised | Revision | Previously published | Revised | Revision | Previously published | Revised | Revision | Previously published | Revised | Revision |
| <b>Gross domestic product</b> .....        | 2.7                  | 3.0     | 0.3      | 2.8                  | 3.1     | 0.3      | 2.6                  | 2.9     | 0.3      | 2.0                  | 2.4     | 0.4      | 3.1                  | 3.4     | 0.3      |
| <b>Private Industries</b> .....            | 2.9                  | 3.2     | .3       | 2.9                  | 3.1     | .2       | 2.9                  | 3.2     | .3       | 2.3                  | 2.4     | .1       | 3.6                  | 4.0     | .4       |
| Agriculture, forestry, and fishing .....   | 3.8                  | 3.6     | -.2      | 4.4                  | 4.7     | .3       | 3.2                  | 2.6     | -.6      | 3.7                  | 3.4     | -.3      | 2.6                  | 1.8     | -.8      |
| Mining .....                               | 1.4                  | 1.4     | 0        | .5                   | .8      | .3       | 2.4                  | 1.9     | -.5      | 1.3                  | -.6     | -1.9     | 3.6                  | 4.5     | .9       |
| Construction .....                         | 1.3                  | 1.4     | .1       | 1.1                  | 1.1     | 0        | 1.4                  | 1.7     | .3       | -.8                  | -.5     | -.3      | 3.6                  | 3.9     | .3       |
| Manufacturing .....                        | 2.7                  | 2.9     | .2       | 2.7                  | 2.9     | .2       | 2.8                  | 2.8     | 0        | .4                   | .7      | .3       | 5.2                  | 5.0     | -.2      |
| Durable goods .....                        | 3.3                  | 3.5     | .2       | 2.7                  | 2.8     | .1       | 4.0                  | 4.2     | .2       | .3                   | 1.0     | .7       | 7.9                  | 7.6     | -.3      |
| Nondurable goods .....                     | 2.0                  | 2.0     | 0        | 2.8                  | 3.0     | .2       | 1.2                  | 1.0     | -.2      | .5                   | .3      | -.2      | 1.9                  | 1.7     | -.2      |
| Transportation and public utilities .....  | 3.1                  | 3.7     | .6       | 2.7                  | 3.2     | .5       | 3.6                  | 4.3     | .7       | 3.1                  | 3.8     | .7       | 4.0                  | 4.7     | .7       |
| Transportation .....                       | 2.8                  | 3.9     | 1.1      | 2.3                  | 3.1     | .8       | 3.3                  | 4.7     | 1.4      | 1.9                  | 3.6     | 1.7      | 4.6                  | 5.8     | 1.2      |
| Communications .....                       | 4.6                  | 5.7     | 1.1      | 5.2                  | 5.2     | 0        | 4.0                  | 6.1     | 2.1      | 3.9                  | 5.0     | 1.1      | 4.0                  | 7.2     | 3.2      |
| Electric, gas, and sanitary services ..... | 2.3                  | 1.8     | -.5      | 1.2                  | 1.5     | .3       | 3.3                  | 2.1     | -1.2     | 3.2                  | 3.1     | -.1      | 3.4                  | 1.0     | -2.4     |
| Wholesale trade .....                      | 5.0                  | 5.1     | .1       | 4.8                  | 4.9     | .1       | 5.1                  | 5.2     | .1       | 4.7                  | 4.7     | 0        | 5.5                  | 5.8     | .3       |
| Retail trade .....                         | 3.4                  | 3.5     | .1       | 3.4                  | 3.4     | 0        | 3.4                  | 3.7     | .3       | 1.3                  | 2.2     | .9       | 5.6                  | 5.3     | -.3      |
| Finance, insurance, and real estate .....  | 2.8                  | 2.9     | .1       | 3.2                  | 3.2     | 0        | 2.4                  | 2.6     | .2       | 2.5                  | 2.1     | -.4      | 2.3                  | 3.1     | .8       |
| Services .....                             | 3.4                  | 3.6     | .2       | 3.9                  | 4.0     | .1       | 3.0                  | 3.3     | .3       | 2.9                  | 3.3     | .4       | 3.1                  | 3.3     | .2       |
| <b>Government</b> .....                    | 1.0                  | 1.2     | .2       | 1.2                  | 1.4     | .2       | .9                   | 1.0     | .1       | 1.5                  | 1.6     | .1       | .2                   | .4      | .2       |

and its relative size.<sup>6</sup> In 1977–98, services and FIRE were the two largest contributors, accounting for

6. See the box “Using Chained-Dollar Estimates for Computing Contributions to Economic Growth: A Cautionary Note” in Lum and Moyer, “Gross Product by Industry,” 24–25.

**Table C.—Average Annual Rates of Change in Chain-Type Quantity Indexes by Industry Group, Selected Periods**  
[Percent]

|  | 1987–98    | 1987–92    | 1992–98    |
|--|------------|------------|------------|
| <b>Gross domestic product</b> .....                  | <b>3.0</b> | <b>2.4</b> | <b>3.6</b> |
| <b>Private industries:</b>                           |            |            |            |
| Gross output .....                                   | 3.7        | 2.3        | 4.8        |
| Intermediate inputs .....                            | 3.9        | 2.4        | 5.2        |
| Gross product <sup>1</sup> .....                     | 3.4        | 2.4        | 4.2        |
| Agriculture, forestry, and fishing:                  |            |            |            |
| Gross output .....                                   | 2.5        | 2.6        | 2.3        |
| Intermediate inputs .....                            | 2.5        | 1.9        | 3.0        |
| Gross product .....                                  | 2.4        | 3.4        | 1.5        |
| Mining:  |            |            |            |
| Gross output .....                                   | 1.0        | .8         | 1.1        |
| Intermediate inputs .....                            | –9         | 2.7        | –3.8       |
| Gross product .....                                  | 2.3        | –6         | 4.7        |
| Construction:  |            |            |            |
| Gross output .....                                   | 1.2        | –1.5       | 3.5        |
| Intermediate inputs .....                            | .4         | –2.6       | 3.0        |
| Gross product .....                                  | 1.9        | –5         | 4.0        |
| Manufacturing:                                       |            |            |            |
| Gross output .....                                   | 3.4        | 1.4        | 5.1        |
| Intermediate inputs .....                            | 3.6        | 1.8        | 5.2        |
| Gross product .....                                  | 3.0        | .7         | 4.9        |
| Durable goods:                                       |            |            |            |
| Gross output .....                                   | 4.9        | 1.4        | 7.8        |
| Intermediate inputs .....                            | 4.9        | 1.7        | 7.7        |
| Gross product .....                                  | 4.8        | 1.0        | 8.1        |
| Nondurable goods:                                    |            |            |            |
| Gross output .....                                   | 1.7        | 1.3        | 2.0        |
| Intermediate inputs .....                            | 2.2        | 1.8        | 2.6        |
| Gross product .....                                  | .6         | .3         | .8         |
| Transportation and public utilities:                 |            |            |            |
| Gross output .....                                   | 4.2        | 3.7        | 4.6        |
| Intermediate inputs .....                            | 4.2        | 3.6        | 4.6        |
| Gross product .....                                  | 4.2        | 3.8        | 4.6        |
| Wholesale trade:                                     |            |            |            |
| Gross output .....                                   | 4.9        | 3.5        | 6.1        |
| Intermediate inputs .....                            | 2.7        | 1.0        | 4.2        |
| Gross product .....                                  | 5.9        | 4.7        | 6.9        |
| Retail trade:  |            |            |            |
| Gross output .....                                   | 3.5        | 1.9        | 4.8        |
| Intermediate inputs .....                            | 2.3        | 1.5        | 3.0        |
| Gross product .....                                  | 4.1        | 2.2        | 5.7        |
| Finance, insurance, and real estate:                 |            |            |            |
| Gross output .....                                   | 3.6        | 2.2        | 4.8        |
| Intermediate inputs .....                            | 4.9        | 2.5        | 7.0        |
| Gross product .....                                  | 2.9        | 2.1        | 3.6        |
| Services:  |            |            |            |
| Gross output .....                                   | 4.7        | 4.5        | 4.8        |
| Intermediate inputs .....                            | 6.8        | 6.7        | 7.0        |
| Gross product .....                                  | 3.4        | 3.3        | 3.5        |
| <b>Government:</b>                                   |            |            |            |
| Gross output .....                                   | 1.1        | 1.6        | .7         |
| Intermediate inputs .....                            | 3.1        | 1.8        | 4.2        |
| Gross product .....                                  | 1.0        | 1.6        | .5         |
| <b>Addenda:</b>                                      |            |            |            |
| Private goods-producing industries <sup>2</sup> :    |            |            |            |
| Gross output .....                                   | 3.0        | 1.1        | 4.6        |
| Intermediate inputs .....                            | 3.1        | 1.4        | 4.6        |
| Gross product .....                                  | 2.8        | .7         | 4.5        |
| Private services-producing industries <sup>3</sup> : |            |            |            |
| Gross output .....                                   | 4.1        | 3.2        | 4.9        |
| Intermediate inputs .....                            | 4.8        | 3.7        | 5.8        |
| Gross product .....                                  | 3.7        | 3.0        | 4.4        |

1. Includes the statistical discrepancy. The statistical discrepancy does not apply to gross output or to intermediate inputs. As a result, the gross output index may not be bounded by the indexes for intermediate inputs and gross product.

2. Consists of agriculture, forestry and fishing; mining; construction; and manufacturing.

3. Consists of transportation and public utilities; wholesale trade; retail trade; finance, insurance, and real estate; and services.

0.6 percentage point and 0.5 percentage point, respectively, of the 3.1-percent growth in real GDP (table D).

In 1987–98, services accounted for 0.6 percentage point and FIRE for 0.5 percentage point of the 3.0-percent growth in real GDP. In 1992–98, durable-goods manufacturing and services were the largest contributors; each accounted for 0.7 percentage point of the 3.6-percent growth in real GDP.

### Shares of current-dollar GDP

An industry's share of current-dollar GDP is a good indicator of its relative size in the economy. (It is a better measure than an industry's share of real GDP, because shares of real GDP depend on the choice of the reference year.) Shares of current-dollar GDP can also be used to examine long-term trends in relative size, because these shares do not become distorted for years that are far from the reference year.

In 1992–98, the share of GDP accounted for by private services-producing industries increased from 61.2 percent to 64.7 percent, while the share accounted for by private goods-producing indus-

**Table D.—Contributions to Percent Change in Real Gross Domestic Product by Industry Group, Selected Periods**  
[Average annual rate]

|  | 1977–98    | 1977–87    | 1987–98    | 1987–92    | 1992–98    |
|--|------------|------------|------------|------------|------------|
| <b>Percent change:</b>                             |            |            |            |            |            |
| <b>Gross domestic product</b> .....                | <b>3.1</b> | <b>3.1</b> | <b>3.0</b> | <b>2.4</b> | <b>3.6</b> |
| <b>Percentage points:</b>                          |            |            |            |            |            |
| <b>Private industries</b> .....                    | <b>2.8</b> | <b>2.7</b> | <b>2.9</b> | <b>2.1</b> | <b>3.5</b> |
| Agriculture, forestry, and fishing .....           | .1         | .1         | 0          | .1         | 0          |
| Mining .....                                       | 0          | 0          | 0          | 0          | 0          |
| Construction .....                                 | .1         | .1         | .1         | 0          | .1         |
| Manufacturing .....                                | .6         | .6         | .5         | .1         | .8         |
| Durable goods .....                                | .4         | .4         | .5         | .1         | .7         |
| Nondurable goods .....                             | .1         | .3         | 0          | 0          | .1         |
| Transportation and public utilities .....          | .3         | .3         | .4         | .3         | .4         |
| Transportation .....                               | .1         | .1         | .1         | .1         | .2         |
| Communications .....                               | .2         | .1         | .2         | .1         | .2         |
| Electric, gas, and sanitary services .....         | .1         | 0          | .1         | .1         | 0          |
| Wholesale trade .....                              | .4         | .3         | .4         | .3         | .5         |
| Retail trade .....                                 | .3         | .3         | .4         | .2         | .5         |
| Finance, insurance, and real estate .....          | .5         | .5         | .5         | .4         | .6         |
| Services .....                                     | .6         | .6         | .6         | .6         | .7         |
| Statistical discrepancy <sup>1</sup> .....         | –.1        | –.1        | 0          | .1         | –.1        |
| <b>Government</b> .....                            | <b>.2</b>  | <b>.2</b>  | <b>.1</b>  | <b>.2</b>  | <b>.1</b>  |
| <b>Not allocated by industry<sup>2</sup></b> ..... | <b>0</b>   | <b>.2</b>  | <b>0</b>   | <b>0</b>   | <b>0</b>   |

1. Equals gross domestic product measured as the sum of expenditures less gross domestic income.

2. Equals gross domestic product less the statistical discrepancy and the sum of gross product originating of the detailed industries.

NOTE.—For information on the calculation of the contributions to percent change, see footnote 6 in text.

tries decreased from 24.0 percent to 23.3 percent and the share accounted for by government decreased from 14.2 percent to 12.6 percent (table E).<sup>7</sup> In the private services-producing industries, all industry groups increased their shares of GDP. The largest increases were in services, from 19.3 percent to 21.0 percent, and in FIRE, from 18.1 percent to 19.1 percent. The decrease in the share of private goods-producing industries was the net effect of a decrease in the share for manufacturing from 17.1 percent to 16.4 percent and of small decreases in the shares for mining and agriculture, forestry, and fishing that were partly offset by an increase in the share for construction from 3.7 percent to 4.3 percent. State and local government enterprises maintained its share, but the shares of all the other components of government declined.

In 1947–98, the share of private services-producing industries increased from 44.8 percent to 64.7 percent, while the share of private goods-producing industries fell from 41.9 percent to 23.3 percent (chart 2). The shares of all the private goods-producing industry groups except construction decreased. Among the private services-producing industry groups, services and FIRE more than accounted for the increase in share of GDP.

About two-thirds of the shift in GDP shares from private goods-producing industries to private services-producing industries over the 1947–98 period occurred in 1977–98. In 1947–77,

the share of private services-producing industries increased only 6.9 percentage points, from 44.8 percent to 51.7 percent, and the share of private goods-producing industries decreased 9.1 percentage points, from 41.9 percent to 32.8 percent. In 1977–98, the share of private services-producing industries increased more rapidly than in 1947–77—up 13.0 percentage points from 51.7 percent to 64.7 percent; this increase was mainly accounted for by services and FIRE. The share of private goods-producing industries decreased 9.5 percentage points from 32.8 percent to 23.3 percent.

The revisions to GPO had little effect on the industry-group shares of GDP. The largest downward revisions were to manufacturing, 0.2 percentage point for 1987 and 0.4 percentage point for 1997, and to FIRE, 0.2 percentage point for 1987 and 0.5 percentage point for 1997. These downward revisions were offset by upward revisions to the statistical discrepancy, 0.4 percentage point (from a negative value to a positive value) for 1987 and 0.6 percentage point (from a more negative to a less negative value) for 1997, and to transportation and public utilities, 0.3 percentage point for 1997.

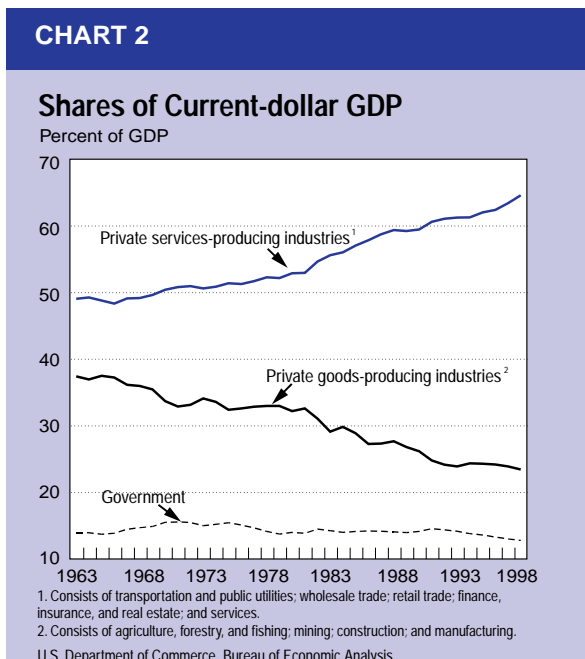
The revisions to the shares of GDP reflect the revisions to current-dollar GDP, which in turn, largely reflect the NIPA revisions to the components of gross domestic income (GDI) and to the

7. Private goods-producing industries consist of agriculture, forestry, and fishing; mining; construction; and manufacturing. Private services-producing industries consist of transportation and public utilities; wholesale trade; retail trade; finance, insurance, and real estate; and services.

Table E.—Gross Product by Industry Group in Current Dollars As a Percentage of Gross Domestic Product, Selected Years

|  | 1947  | 1959  | 1972  | 1977  | 1982  | 1987  | 1992  | 1998  |
|--|-------|-------|-------|-------|-------|-------|-------|-------|
| <b>Gross domestic product</b> .....                      | 100.0 | 100.0 | 100.0 | 100.0 | 100.0 | 100.0 | 100.0 | 100.0 |
| <b>Private industries</b> .....                          | 87.5  | 87.1  | 84.7  | 85.6  | 85.7  | 86.1  | 85.8  | 87.4  |
| Agriculture, forestry, and fishing .....                 | 8.5   | 4.0   | 3.0   | 2.7   | 2.4   | 1.9   | 1.8   | 1.4   |
| Mining .....   | 2.8   | 2.5   | 1.6   | 2.7   | 4.6   | 1.9   | 1.4   | 1.2   |
| Construction .....                                       | 3.7   | 4.6   | 5.0   | 4.7   | 4.0   | 4.6   | 3.7   | 4.3   |
| Manufacturing .....                                      | 26.9  | 27.7  | 23.4  | 22.8  | 20.0  | 18.7  | 17.1  | 16.4  |
| Durable goods .....                                      | 13.6  | 16.1  | 14.0  | 13.7  | 11.6  | 10.9  | 9.4   | 9.6   |
| Nondurable goods .....                                   | 13.3  | 11.6  | 9.5   | 9.1   | 8.3   | 7.8   | 7.7   | 6.7   |
| Transportation and public utilities .....                | 8.6   | 8.9   | 8.8   | 8.8   | 9.1   | 9.0   | 8.5   | 8.7   |
| Transportation .....                                     | 5.8   | 4.5   | 3.9   | 3.8   | 3.4   | 3.3   | 3.1   | 3.2   |
| Communications .....                                     | 1.3   | 2.0   | 2.4   | 2.5   | 2.7   | 2.6   | 2.6   | 3.0   |
| Electric, gas, and sanitary services .....               | 1.6   | 2.5   | 2.5   | 2.6   | 3.0   | 3.0   | 2.9   | 2.5   |
| Wholesale trade .....                                    | 6.7   | 7.0   | 7.0   | 7.0   | 6.9   | 6.5   | 6.6   | 7.0   |
| Retail trade .....                                       | 11.6  | 9.8   | 9.6   | 9.4   | 8.8   | 9.2   | 8.7   | 8.9   |
| Finance, insurance, and real estate .....                | 9.7   | 12.9  | 13.9  | 13.9  | 15.4  | 17.5  | 18.1  | 19.1  |
| Services .....   | 8.3   | 9.5   | 11.7  | 12.6  | 14.6  | 16.7  | 19.3  | 21.0  |
| Statistical discrepancy <sup>1</sup> .....               | .8    | .2    | .7    | 1.1   | .1    | .1    | .7    | -.5   |
| <b>Government</b> .....                                  | 12.5  | 12.9  | 15.3  | 14.4  | 14.3  | 13.9  | 14.2  | 12.6  |
| <b>Addenda:</b>  |       |       |       |       |       |       |       |       |
| Private goods-producing industries <sup>2</sup> .....    | 41.9  | 38.8  | 33.0  | 32.8  | 31.0  | 27.2  | 24.0  | 23.3  |
| Private services-producing industries <sup>3</sup> ..... | 44.8  | 48.2  | 51.0  | 51.7  | 54.7  | 58.8  | 61.2  | 64.7  |

1. Equals gross domestic product measured as the sum of expenditures less gross domestic income.  
 2. Consists of agriculture, forestry, and fishing; mining; construction; and manufacturing.  
 3. Consists of transportation and public utilities; wholesale trade; retail trade; finance, insurance, and real estate; and services.



industry distributions of these components. GDP was revised up for all years: The revisions were generally small before 1987, but starting with 1987, the revisions to current-dollar GDP increased substantially—from \$50.2 billion (1.1 percent) for 1987 to \$74.5 billion (1.2 percent) for 1992 and to \$189.9 billion (2.3 percent) for 1997 (table F).

For all years, a major contributor to the upward revision to current-dollar GDP was the NIPA definitional change that recognized software as investment. The new treatment of software mainly affected the share of business services, which was revised up 0.3 percentage point for 1997, from 4.5 percent to 4.8 percent.

### Composition of GPO

The changes over time in an industry's share of labor and capital reflect differences in the growth rates of the components of current-dollar GPO.<sup>8</sup> For the total economy, the share of GDP that was accounted for by labor decreased from 58.1 per-

cent in 1987 to 57.7 percent in 1992 and to 57.3 percent in 1998, while the share of capital dropped from 34.0 percent to 33.5 percent and then rose to 35.5 percent (table 4). The share of indirect business tax and nontax liability increased from 7.8 percent to 8.1 percent and then dropped to 7.7 percent.<sup>9</sup>

Although the shares of labor and capital for the total economy did not change greatly in 1987–98, the shifts were substantial for manufacturing. The labor share of GPO for manufacturing decreased from 68.6 percent in 1987 to 63.9 percent in 1998, despite a decrease of less than 1.0 percent in full-time equivalent employment, while the capital share increased from 27.9 percent to 32.4 percent.<sup>10</sup> The decrease in labor share and the increase in capital share can be largely attributed to durable-goods manufacturing, which accounts for nearly three-fifths of manufacturing; the labor share decreased 6.2 percentage points, and the capital share increased 5.9 percentage points. Most of this shift occurred in 1992–98.

The shifts in the labor and capital shares in mining, in agriculture, forestry, and fishing, and in wholesale trade were also large. The biggest shift was in agriculture, forestry, and fishing, where the labor share increased from 27.4 percent to 37.0

8. The labor share of production is approximated using compensation of employees—which consists of wage and salary accruals, employer contributions for social insurance, and other labor income. The capital share of production is approximated using property-type income—which consists of corporate profits and proprietors' income with inventory valuation adjustment, rental income of persons, net interest, private capital consumption allowances (CCAs), business transfer payments, the current surplus of government enterprises less subsidies and government consumption of fixed capital. Proprietors' income is included in property-type income; however, an unknown portion of proprietors' income represents a labor share of production. Indirect business tax and nontax liability (primarily sales, property, and excise taxes) is not included in property-type income, because it is the part of the pretax return to capital that accrues to government rather than to business. Private CCAs are used to calculate GPO because detailed industry estimates of private consumption of fixed capital are not available. The GPO by industry estimates are not affected by this difference in the valuation of depreciation because the estimates of private CCAs are deducted in computing corporate profits before tax and proprietors' income and are derived from the same source data.

9. The shares do not add to 100.0, because of the statistical discrepancy, which was 0.1 percent in 1987, 0.7 percent in 1992, and -0.5 percent in 1998.

10. For some analytical purposes, such as multifactor productivity analysis, the labor and capital shares of gross output are more appropriate than the labor and capital shares of GPO. For most industries, particularly for manufacturing, the labor and capital shares of GPO are larger than the labor and capital shares of gross output, because gross output also includes intermediate inputs. For example, labor's share of manufacturing gross output was 22.9 percent in 1998, whereas labor's share of manufacturing GPO was 63.9 percent.

Table F.—Revisions to Gross Domestic Product by Industry Group in Current Dollars, Selected Years

(Billions of dollars)

|  | 1987                 |         |          | 1992                 |         |          | 1997                 |         |          | 1987                 |         |          | 1992                 |         |          | 1997                 |         |          |
|--|----------------------|---------|----------|----------------------|---------|----------|----------------------|---------|----------|----------------------|---------|----------|----------------------|---------|----------|----------------------|---------|----------|
|  | Previously published | Revised | Revision | Previously published | Revised | Revision | Previously published | Revised | Revision | Previously published | Revised | Revision | Previously published | Revised | Revision | Previously published | Revised | Revision |
| <b>Gross domestic product</b> .....        | 507.2                | 507.4   | 0.2      | 833.6                | 834.1   | 0.5      | 2,026.9              | 2,031.4 | 4.5      | 4,692.3              | 4,742.5 | 50.2     | 6,244.4              | 6,318.9 | 74.5     | 8,110.9              | 8,300.8 | 189.9    |
| <b>Private Industries</b> .....            | 442.4                | 442.1   | -3       | 715.7                | 715.5   | -2       | 1,733.3              | 1,738.3 | 5.0      | 4,039.1              | 4,081.4 | 42.3     | 5,370.8              | 5,424.5 | 53.7     | 7,083.3              | 7,241.4 | 158.1    |
| Agriculture, forestry, and fishing .....   | 20.3                 | 20.3    | 0        | 24.9                 | 24.9    | 0        | 54.1                 | 54.3    | .2       | 88.5                 | 88.9    | .4       | 112.4                | 111.7   | -.7      | 131.7                | 129.7   | -2.0     |
| Mining .....                               | 12.5                 | 12.6    | .1       | 15.2                 | 15.3    | .1       | 54.1                 | 54.0    | -.1      | 88.3                 | 92.2    | 3.9      | 92.2                 | 87.6    | -4.6     | 120.5                | 121.0   | .5       |
| Construction .....                         | 23.7                 | 23.6    | -.1      | 39.5                 | 39.4    | -.1      | 93.8                 | 94.8    | 1.0      | 217.0                | 219.3   | 2.3      | 229.7                | 234.4   | 4.7      | 328.8                | 343.1   | 14.3     |
| Manufacturing .....                        | 140.3                | 140.3   | 0        | 220.8                | 221.3   | .5       | 462.6                | 462.8   | .2       | 889.2                | 888.6   | -.6      | 1,063.6              | 1,082.0 | 18.4     | 1,378.9              | 1,377.2 | -1.7     |
| Durable goods .....                        | 81.7                 | 81.7    | 0        | 134.1                | 134.4   | .3       | 277.6                | 278.1   | .5       | 513.3                | 516.8   | 3.5      | 573.4                | 594.0   | 20.6     | 784.0                | 798.7   | 14.7     |
| Nondurable goods .....                     | 58.6                 | 58.6    | 0        | 86.7                 | 86.9    | .2       | 185.0                | 184.7   | -.3      | 375.9                | 371.8   | -4.1     | 490.3                | 488.0   | -2.3     | 594.9                | 578.5   | -16.4    |
| Transportation and public utilities .....  | 44.9                 | 45.3    | .4       | 70.4                 | 70.9    | .5       | 179.1                | 179.4   | .3       | 420.5                | 426.2   | 5.7      | 528.7                | 538.5   | 9.8      | 676.3                | 713.2   | 36.9     |
| Transportation .....                       | 22.7                 | 22.7    | 0        | 32.7                 | 32.8    | .1       | 76.2                 | 76.2    | 0        | 157.9                | 158.8   | .9       | 192.8                | 193.4   | .6       | 255.5                | 262.8   | 7.3      |
| Communications .....                       | 10.1                 | 10.1    | 0        | 18.3                 | 18.3    | 0        | 50.0                 | 50.0    | 0        | 124.9                | 125.5   | .6       | 161.1                | 163.9   | 2.8      | 211.6                | 243.1   | 31.5     |
| Electric, gas, and sanitary services ..... | 12.2                 | 12.5    | .3       | 19.4                 | 19.8    | .4       | 52.9                 | 53.2    | .3       | 137.7                | 141.9   | 4.2      | 174.7                | 181.2   | 6.5      | 209.2                | 207.2   | -2.0     |
| Wholesale trade .....                      | 36.0                 | 35.7    | -.3      | 57.7                 | 57.5    | -.2      | 142.2                | 142.2   | 0        | 300.8                | 308.9   | 8.1      | 406.4                | 414.6   | 8.2      | 562.8                | 572.3   | 9.5      |
| Retail trade .....                         | 49.1                 | 49.5    | .4       | 78.2                 | 78.7    | .5       | 190.2                | 190.9   | .7       | 435.8                | 434.5   | -1.3     | 544.3                | 551.7   | 7.4      | 712.9                | 734.1   | 21.2     |
| Finance, insurance, and real estate .....  | 68.6                 | 65.5    | -3.1     | 117.0                | 111.6   | -5.4     | 283.4                | 282.2   | -1.2     | 829.7                | 829.7   | 0        | 1,147.9              | 1,140.9 | -7.0     | 1,570.3              | 1,561.6 | -8.7     |
| Services .....                             | 48.4                 | 48.4    | 0        | 90.8                 | 91.0    | .2       | 255.5                | 256.2   | .7       | 784.6                | 789.9   | 5.3      | 1,200.8              | 1,219.4 | 18.6     | 1,656.8              | 1,692.5 | 35.7     |
| Statistical discrepancy <sup>1</sup> ..... | -1.6                 | .8      | 2.4      | 1.3                  | 4.8     | 3.5      | 18.2                 | 21.6    | 3.4      | -15.4                | 3.3     | 18.7     | 44.8                 | 43.7    | -1.1     | -55.8                | -3.2    | 52.6     |
| <b>Government</b> .....                    | 64.8                 | 65.3    | .5       | 117.9                | 118.6   | .7       | 293.5                | 293.1   | -.4      | 653.2                | 661.0   | 7.8      | 873.6                | 894.4   | 20.8     | 1,027.6              | 1,059.4 | 31.8     |

1. Equals gross domestic product measured as the sum of expenditures less gross domestic income.



percent, and the capital share decreased from 67.3 percent to 57.3 percent. In mining, the labor share decreased from 36.9 percent to 34.3 percent, and the capital share increased from 50.0 percent to 54.5 percent. In wholesale trade, the labor share decreased from 57.7 percent to 54.6 percent, and the capital share increased from 19.4 percent to 24.7 percent.

### GPO Prices and Unit Costs

This section presents the estimates of GPO prices and unit costs by industry. First, it presents the GPO price indexes, including a discussion of contributions to GDP price change and a discussion of the relationship among GPO, gross output, and intermediate inputs price indexes. Second, it defines and presents the estimates of unit costs by industry and discusses their relationship to the GPO prices.

#### GPO prices

The GPO price index for an industry represents the price of its primary factors of production. For all industries and industry groups, the GPO price indexes are computed using a Fisher chain-type price-index-number formula. Because the GPO price indexes are computed using a Fisher formula, an industry's price index can be used in combination with its quantity index to separate changes in current-dollar GPO into price changes and quantity changes. For example, the 1987–98 average annual growth of 4.4 percent in current-dollar manufacturing GPO can be viewed as the product of a 1.4-percent growth in the manufacturing GPO price index (table G) and a 3.0-percent growth in the manufacturing GPO quantity index (table C)—that is,  $1.044=1.014 \times 1.030$ .

In 1987–98, the average annual change in the price of GPO for private services-producing industries (2.8 percent) was greater than, and the change in the price of GPO for private goods-producing industries (1.5 percent) was less than, the change in the GDP price index (2.6 percent). The slower growth in the index for private goods-producing industries partly reflected the rapidly declining prices of high-tech goods—including computers, digital telephone-switching equipment, and semiconductors.

In 1992–98, the GPO price index for private industries increased 1.7 percent, slightly less than the 1.9-percent increase in the GDP price index. The slower growth in the prices for private industries is partly attributable to a decline in manufacturing prices, as a decrease in durable-goods prices more than offset an increase in nondurable-goods prices. In addition, the price indexes for three

other private industry groups that are involved in the distribution of goods to consumers either increased less than the GDP price index or decreased: Transportation and public utilities (1.3

**Table G.—Average Annual Rates of Change in Chain-Type Price Indexes by Industry Group, Selected Periods**

|  | [Percent]  |            |            |
|--|------------|------------|------------|
|  | 1987–98    | 1987–92    | 1992–98    |
| <b>Gross domestic product</b> .....                  | <b>2.6</b> | <b>3.4</b> | <b>1.9</b> |
| <b>Private industries:</b>                           |            |            |            |
| Gross output .....                                   | 2.1        | 2.9        | 1.5        |
| Intermediate inputs .....                            | 1.8        | 2.5        | 1.2        |
| Gross product <sup>1</sup> .....                     | 2.4        | 3.3        | 1.7        |
| Agriculture, forestry, and fishing:                  |            |            |            |
| Gross output .....                                   | 1.5        | 2.1        | .9         |
| Intermediate inputs .....                            | 2.1        | 3.0        | 1.4        |
| Gross product .....                                  | .8         | 1.2        | .4         |
| Mining:  |            |            |            |
| Gross output .....                                   | –1         | .5         | –5         |
| Intermediate inputs .....                            | 1.3        | 1.7        | .9         |
| Gross product .....                                  | –1.0       | –4         | –1.5       |
| Construction:  |            |            |            |
| Gross output .....                                   | 2.8        | 2.4        | 3.2        |
| Intermediate inputs .....                            | 2.6        | 3.0        | 2.2        |
| Gross product .....                                  | 3.0        | 1.8        | 3.9        |
| Manufacturing:                                       |            |            |            |
| Gross output .....                                   | 1.1        | 2.4        | .1         |
| Intermediate inputs .....                            | 1.0        | 1.9        | .2         |
| Gross product .....                                  | 1.4        | 3.3        | –1         |
| Durable goods:                                       |            |            |            |
| Gross output .....                                   | .3         | 1.8        | –9         |
| Intermediate inputs .....                            | .6         | 1.8        | –3         |
| Gross product .....                                  | –2         | 1.8        | –1.9       |
| Nondurable goods:                                    |            |            |            |
| Gross output .....                                   | 2.1        | 3.1        | 1.2        |
| Intermediate inputs .....                            | 1.3        | 2.1        | .7         |
| Gross product .....                                  | 3.7        | 5.3        | 2.4        |
| Transportation and public utilities:                 |            |            |            |
| Gross output .....                                   | 1.2        | 1.4        | 1.1        |
| Intermediate inputs .....                            | 1.4        | 2.1        | .8         |
| Gross product .....                                  | 1.1        | .9         | 1.3        |
| Wholesale trade:                                     |            |            |            |
| Gross output .....                                   | .9         | 1.7        | .2         |
| Intermediate inputs .....                            | 1.6        | 2.6        | .9         |
| Gross product .....                                  | .5         | 1.3        | –1         |
| Retail trade:  |            |            |            |
| Gross output .....                                   | 1.7        | 2.7        | .9         |
| Intermediate inputs .....                            | 2.4        | 2.7        | 2.1        |
| Gross product .....                                  | 1.3        | 2.7        | .2         |
| Finance, insurance, and real estate:                 |            |            |            |
| Gross output .....                                   | 3.5        | 4.1        | 3.0        |
| Intermediate inputs .....                            | 3.4        | 3.5        | 3.4        |
| Gross product .....                                  | 3.6        | 4.4        | 2.9        |
| Services:  |            |            |            |
| Gross output .....                                   | 3.6        | 4.6        | 2.7        |
| Intermediate inputs .....                            | 2.1        | 2.9        | 1.5        |
| Gross product .....                                  | 4.4        | 5.6        | 3.5        |
| <b>Government:</b>                                   |            |            |            |
| Gross output .....                                   | 3.6        | 4.4        | 2.9        |
| Intermediate inputs .....                            | 1.9        | 2.3        | 1.6        |
| Gross product .....                                  | 3.7        | 4.6        | 3.0        |
| <b>Addenda:</b>                                      |            |            |            |
| Private goods-producing industries <sup>2</sup> :    |            |            |            |
| Gross output .....                                   | 1.3        | 2.3        | .5         |
| Intermediate inputs .....                            | 1.2        | 2.1        | .4         |
| Gross product .....                                  | 1.5        | 2.6        | .5         |
| Private services-producing industries <sup>3</sup> : |            |            |            |
| Gross output .....                                   | 2.6        | 3.4        | 2.1        |
| Intermediate inputs .....                            | 2.3        | 2.9        | 1.9        |
| Gross product .....                                  | 2.8        | 3.6        | 2.1        |

1. Includes the statistical discrepancy. The statistical discrepancy does not apply to gross output or to intermediate inputs. As a result, the gross output index may not be bounded by the indexes for intermediate inputs and gross product.

2. Consists of agriculture, forestry and fishing; mining; construction; and manufacturing.

3. Consists of transportation and public utilities; wholesale trade; retail trade; finance, insurance, and real estate; and services.



percent), wholesale trade (-0.1 percent), and retail trade (0.2 percent). FIRE (2.9 percent) and services (3.5 percent) were among the industry groups for which the GPO price index increased more than the GDP price index.

*Contributions to change.*—GPO prices can be used to assess an industry's contribution to the change in GDP prices. This contribution depends on the industry's size relative to GDP and on the growth rate of its GPO price index.<sup>11</sup> In 1987–98, the largest contributors to the change in the GDP price index (2.6 percent) were services (0.8 percentage point) and FIRE (0.6 percentage point), both of which were large and rapidly growing industry groups (table H). Manufacturing contributed 0.3 percentage point, all of which was accounted for by nondurable-goods manufacturing.

*Gross output prices and intermediate inputs prices.*—Because price indexes for gross output and intermediate inputs are now available for all industries and industry groups for 1987–98, the relationships among percent changes in the chain-type price indexes for GPO, gross output, and intermediate inputs can be analyzed in a similar manner as the relationships for the chain-type quantity indexes. For example, in 1987–98, the gross output price index for wholesale trade grew at an average annual rate of 0.9 percent as a result of a 0.5-percent growth rate in the price index for capital and labor inputs (GPO) and a 1.6-percent growth rate in the price index for intermediate inputs.<sup>12</sup>

### Unit costs

The GPO chain-type price index for an industry represents the price of its primary factors of production. Therefore, an industry's GPO price index can be used in combination with its current-dollar GPO components to assess each component's contribution to total industry labor and capital costs.<sup>13</sup>

The GPO measures of unit costs are computed by dividing current-dollar GPO and its components by real (chained-dollar) GPO.<sup>14</sup> The resulting quotients are the GPO chain-type price index and the part of the price index that is associated

with each component.<sup>15</sup> GPO unit-cost measures by private industry group are presented in table 14.<sup>16</sup> If the percent change in the unit cost for a component is greater than the percent change in the GPO price index, the relative importance of that component in the industry cost structure has increased.

The cost per unit of GPO for private industries increased 2.4 percent in 1987–98. Unit labor costs (compensation of employees per unit of GPO) increased 2.3 percent (table I). Unit costs for indirect business tax and nontax liability increased 2.1 percent, and unit costs for property-type income increased 2.7 percent. The larger increase in the unit costs for property-type income indicates that capital costs became a larger part of GPO unit costs during the period—that is, the return to capital per unit of gross product increased.

In 1987–98, unit labor costs declined in mining, durable-goods manufacturing, and wholesale

15. GPO unit-cost measures are not derived from separate price indexes for labor and capital; instead, these measures are derived by proportionally distributing an industry's GPO price index to the components of its current-dollar GPO.

16. These unit-cost measures differ from the unit-labor-cost and unit-nonlabor-cost series published by the Bureau of Labor Statistics (BLS). See Department of Labor, Bureau of Labor Statistics, *BLS Handbook of Methods*, Bulletin 2490 (Washington, DC: U.S. Government Printing Office, April 1997).

**Table H.—Contributions to Percent Change in the Chain-Type Price Index for Real Gross Domestic Product by Industry Group, Selected Periods**  
[Average annual rate]

|  | 1987–98   | 1987–92    | 1992–98    |
|--|-----------|------------|------------|
| <b>Percent change:</b>                             |           |            |            |
| Gross domestic product .....                       | 2.6       | 3.4        | 1.9        |
| <b>Percentage points:</b>                          |           |            |            |
| Private industries .....                           | 2.1       | 2.9        | 1.6        |
| Agriculture, forestry, and fishing .....           | 0         | 0          | 0          |
| Mining .....                                       | 0         | 0          | 0          |
| Construction .....                                 | .1        | .1         | .1         |
| Manufacturing .....                                | .3        | .6         | 0          |
| Durable goods .....                                | 0         | .2         | -.1        |
| Nondurable goods .....                             | .3        | .4         | .2         |
| Transportation and public utilities .....          | .1        | .1         | .1         |
| Transportation .....                               | 0         | 0          | 0          |
| Communications .....                               | 0         | 0          | 0          |
| Electric, gas, and sanitary services .....         | .1        | .1         | .1         |
| Wholesale trade .....                              | 0         | .1         | 0          |
| Retail trade .....                                 | .1        | .2         | .1         |
| Finance, insurance, and real estate .....          | .6        | .8         | .6         |
| Services .....                                     | .8        | 1.0        | .7         |
| Statistical discrepancy <sup>1</sup> .....         | 0         | 0          | 0          |
| <b>Government</b> .....                            | <b>.5</b> | <b>.6</b>  | <b>.4</b>  |
| <b>Not allocated by industry<sup>2</sup></b> ..... | <b>0</b>  | <b>-.1</b> | <b>-.1</b> |

1. Equals gross domestic product measured as the sum of expenditures less gross domestic income.

2. Equals gross domestic product less the statistical discrepancy and the sum of gross product originating of the detailed industries.

NOTE.—For information on the calculation of the contributions to percent change, see footnote 11 in text.

11. For a description of the calculation of these contributions, see the reference in footnote 6. For price calculations, the procedure described in the reference was modified to replace the chain-type quantity index with the chain-type price index.

12. The contributions to growth of these components are a function of their relative size and of changes in their relative size over time as a result of factors such as increased outsourcing.

13. See the section "Composition of GPO."

14. Current-dollar cost per unit of real GPO equals the GPO price index divided by 100.

trade, and they increased in all the other private industry groups. In agriculture, forestry, and fishing, in FIRE, and in services, the increases in unit labor costs were larger than the increases in total unit costs.

In 1992–98, the larger declines or smaller increases in unit labor costs relative to total unit costs were in industry groups engaged in the production and distribution of goods to consumers. In transportation and public utilities, unit labor costs increased 0.5 percent, less than the 1.3-percent increase in total unit costs. In wholesale trade, unit labor costs declined 1.0 percent, while total unit costs declined only 0.1 percent. In retail trade,

unit labor costs declined 0.6 percent, while total unit costs increased 0.2 percent.

### Changes in Methodology and Presentation

This section presents changes in methodology and presentation. First, it discusses changes to methodology resulting from changes in NIPA sources, GPO methodology, and GPO source data. Second, it discusses changes in the presentation of the GPO estimates.

#### NIPA sources

Most of the definitional and statistical changes that were incorporated in the recent comprehensive revision of the NIPAs had little or no effect on the GPO estimates. Two notable exceptions were the recognition of business purchases and government expenditures for software as investment and the redefinition of the value of imputed services of regulated investment companies.<sup>17</sup>

Beginning with estimates for 1959, the NIPA's now recognize business and government expenditures, including own-account production of software, as fixed investment. This change, which resulted in an upward revision to GDP, primarily affected property-type income. In the GPO estimates, the reclassification of software also resulted in a decrease in intermediate inputs, and the recognition of own-account software resulted in an increase in gross output. The industries that were most affected by the new treatment of software were wholesale trade, retail trade, FIRE (depository institutions, nondepository institutions, and insurance carriers), and services (business services, including computer and data processing services).

In addition, beginning with the NIPA estimates for 1959, imputed services of regulated investment companies (mutual funds) were redefined to equal operating expenses rather than net property income received. This redefinition affected both GDP and the net interest component of GDI, increasing both in some years and decreasing both in some years. This revision affected the GPO property-type income of several industries, primarily the regulated investment companies component of holding and other investment companies.

The GPO revision also incorporated statistical changes that were made in the comprehensive NIPA revision.<sup>18</sup> Two changes—the incorporation

**Table I.—Average Annual Rates of Change in Current-Dollar Cost per Unit of Real Gross Product Originating by Private Industry Group, Selected Periods**

[Percent]

|  | 1987–98     | 1987–92    | 1992–98     |
|--|-------------|------------|-------------|
| <b>Total</b> .....                               | <b>2.4</b>  | <b>3.3</b> | <b>1.7</b>  |
| Compensation of employees .....                  | 2.3         | 3.3        | 1.5         |
| Indirect business tax and nontax liability ..... | 2.1         | 4.3        | .4          |
| Property-type income .....                       | 2.7         | 3.1        | 2.2         |
| <b>Agriculture, forestry and fishing</b> .....   | <b>.8</b>   | <b>1.2</b> | <b>.4</b>   |
| Compensation of employees .....                  | 4.7         | 3.7        | 5.6         |
| Indirect business tax and nontax liability ..... | 1.2         | .5         | 1.8         |
| Property-type income .....                       | -1.1        | .3         | -2.2        |
| <b>Mining</b> .....                              | <b>-1.0</b> | <b>-4</b>  | <b>-1.5</b> |
| Compensation of employees .....                  | -4          | 2.3        | -2.7        |
| Indirect business tax and nontax liability ..... | -9          | 2.9        | -3.9        |
| Property-type income .....                       | -1.4        | -2.9       | 0           |
| <b>Construction</b> .....                        | <b>3.0</b>  | <b>1.8</b> | <b>3.9</b>  |
| Compensation of employees .....                  | 3.0         | 2.3        | 3.6         |
| Indirect business tax and nontax liability ..... | 4.7         | 6.1        | 3.6         |
| Property-type income .....                       | 2.8         | .6         | 4.7         |
| <b>Manufacturing</b> .....                       | <b>1.4</b>  | <b>3.3</b> | <b>-1</b>   |
| Compensation of employees .....                  | .7          | 2.8        | -1.0        |
| Indirect business tax and nontax liability ..... | 2.2         | 6.5        | -1.1        |
| Property-type income .....                       | 2.8         | 4.0        | 1.8         |
| <b>Durable goods</b> .....                       | <b>-2</b>   | <b>1.8</b> | <b>-1.9</b> |
| Compensation of employees .....                  | -1.0        | 1.8        | -3.3        |
| Indirect business tax and nontax liability ..... | .6          | 5.2        | -3.1        |
| Property-type income .....                       | 1.8         | 1.5        | 2.1         |
| <b>Nondurable goods</b> .....                    | <b>3.7</b>  | <b>5.3</b> | <b>2.4</b>  |
| Compensation of employees .....                  | 3.2         | 4.4        | 2.2         |
| Indirect business tax and nontax liability ..... | 4.6         | 7.4        | 2.4         |
| Property-type income .....                       | 4.3         | 6.4        | 2.6         |
| <b>Transportation and public utilities</b> ..... | <b>1.1</b>  | <b>.9</b>  | <b>1.3</b>  |
| Compensation of employees .....                  | .6          | .7         | .5          |
| Indirect business tax and nontax liability ..... | 1.4         | 3.1        | -1          |
| Property-type income .....                       | 1.6         | .7         | 2.3         |
| <b>Wholesale trade</b> .....                     | <b>.5</b>   | <b>1.3</b> | <b>-1</b>   |
| Compensation of employees .....                  | -1          | 1.0        | -1.0        |
| Indirect business tax and nontax liability ..... | 0           | 2.3        | -1.8        |
| Property-type income .....                       | 2.7         | 1.2        | 3.9         |
| <b>Retail trade</b> .....                        | <b>1.3</b>  | <b>2.7</b> | <b>.2</b>   |
| Compensation of employees .....                  | .8          | 2.6        | -6          |
| Indirect business tax and nontax liability ..... | 1.8         | 3.3        | .6          |
| Property-type income .....                       | 2.3         | 2.4        | 2.3         |
| <b>Finance, insurance and real estate</b> .....  | <b>3.6</b>  | <b>4.4</b> | <b>2.9</b>  |
| Compensation of employees .....                  | 3.8         | 3.9        | 3.8         |
| Indirect business tax and nontax liability ..... | 2.1         | 4.7        | 0           |
| Property-type income .....                       | 3.7         | 4.5        | 3.1         |
| <b>Services</b> .....                            | <b>4.4</b>  | <b>5.6</b> | <b>3.5</b>  |
| Compensation of employees .....                  | 4.8         | 5.8        | 3.9         |
| Indirect business tax and nontax liability ..... | 5.2         | 6.1        | 4.5         |
| Property-type income .....                       | 3.5         | 4.9        | 2.3         |

NOTE.—Current-dollar cost per unit of real gross product originating equals the GPO price index divided by 100.

17. Brent R. Moulton, Robert P. Parker, and Eugene P. Seskin, "A Preview of the 1999 Comprehensive Revision of the National Income and Product Accounts: Definitional and Classificational Changes," *Survey* 79 (August 1999): 7–20.

18. Brent R. Moulton and Eugene P. Seskin, "A Preview of the 1999 Comprehensive Revision of the National Income and Product Accounts: Statistical Changes," *Survey* 79 (October 1999): 6–17.

of improved estimates of the real value of unpriced banking services and the incorporation of geometric-mean-type consumer price indexes—affected real GPO through the prices of both gross output and intermediate inputs. The NIPA price index for banking services was used to develop the gross output estimates for depository institutions and the intermediate inputs price indexes for banking services. The geometric-mean-type consumer price indexes were used in the computation of the estimates of real gross output for many of the private services-producing industries, particularly for retail trade.

The GPO components that were most affected by the comprehensive NIPA revision were property-type income and the statistical discrepancy, which is included in the aggregate for private industries. Revisions to compensation of employees and to indirect business taxes and nontax liability were generally small for all industry groups. For 1987, the revisions to the current-dollar GPO estimates were largely to transportation and public utilities, wholesale trade, and the statistical discrepancy (table F). For 1992, they were largely to manufacturing and to services, and in 1997, they were largely to transportation and public utilities, to services, and to the statistical discrepancy.

### *GPO methodology*

*Extension of the double-deflation method.*—In the previously published GPO estimates, the double-deflation method was used to compute real GPO by industry for 51 of the 63 industries for which it is the preferred method.<sup>19</sup> In the double-deflation method, estimates of gross output and intermediate inputs are used in the calculation of real GPO. Generally, double deflation is the conceptually preferred method because it requires fewer assumptions about the relationships among gross output and intermediate inputs.

In this GPO revision, the double-deflation method has been extended to the remaining 12 industries, starting with the estimates for 1987.<sup>20</sup> The methodology used to compute the gross output estimates is generally the same as that used for the previously published estimates. In 1987–98, real gross output for the 12 industries increased at an average annual rate of 5.3 percent, compared with the 3.4-percent increase for “all industries” (table

10), and real GPO for the 12 industries increased 4.4 percent.

*New gross output estimates.*—The extension of the double-deflation method required the development of new gross output estimates for 12 industries. Several aspects of the methodology deserve special attention.

- For depository institutions, the improved price index for imputed service charges that was incorporated into the comprehensive NIPA revision was used as the price index for the unpriced services component of gross output.
- For nondepository institutions, the operating lease receipts of establishments primarily engaged in motor vehicle finance leasing are included in gross output for this industry for consistency with the estimates of current-dollar GPO.
- For other real estate, the rental value of buildings and equipment owned by non-profit institutions serving persons and gross royalties received are included in gross output for this industry for consistency with the estimates of current-dollar GPO.
- For holding and other investment offices, current-dollar gross output is measured as the sum of current-dollar GPO and current-dollar intermediate inputs.<sup>21</sup> The price index for gross output incorporates wages

### **Data Availability**

The summary estimates of gross product by industry that are presented in this article and more detailed estimates for 1947–98 are available on BEA's Web site; go to <[www.bea.doc.gov](http://www.bea.doc.gov)> and click on “Industry and Wealth data.” These estimates are also available online to subscribers to STAT-USA's Economic Bulletin Board and Internet services (call 202-482-1986, or go to <[www.stat-usa.gov](http://www.stat-usa.gov)>).

In addition, the estimates will be available on the following diskettes for \$20.00 each in late June.

Gross Product by Industry, 1947–98—product number NDN-0256

Gross Output by Detailed Industry, 1977–98—product number NDN-0257

Manufacturing Industry Shipments, 1977–98—product ID number NDN-0258

Manufacturing Product Shipments, 1977–96—product ID number NDN-0259

To order, call the BEA Order Desk at 1-800-704-0415 (outside the United States, call 202-606-9666)

19. See footnote 2.

20. The 12 industries are water transportation, transportation services, depository institutions, nondepository institutions, other real estate, holding and other investment offices, business services, social services, membership organizations, other (professional) services, Federal Government enterprises, and State and local government enterprises.

and salaries per employee, the chain-type price index for capital consumption allowances, and the chain-type price index for intermediate inputs.

- For business services, the composite price index for computer programming, data processing, and related services incorporates the new BEA price indexes for prepackaged and custom software that were also included in the new treatment of software in the NIPAs.

*Improved gross output estimates.*—Several types of improvements were made to the previously published gross output estimates, generally beginning in 1987. For agricultural services, forestry, and fishing, for trucking and warehousing, and for telephone and telegraph, the use of additional component detail improved the gross output estimates. For electric, gas, and sanitary services, an improved indicator series and a price index from the Department of Energy were introduced to reflect changes in the structure of the gas utility industry. For security and commodity brokers, the improved NIPA adjustment for excluding interest from gains on trading accounts was introduced,

21. For this industry, the year-to-year changes in GPO largely reflect changes in the property-type income. In many years, these changes have been very large, making the estimation of real GPO extremely difficult. As a result, for the GPO estimates, an indirect method is used to estimate gross output in which current-dollar intermediate inputs are estimated by extrapolating the intermediate inputs for this industry from the 1992 benchmark I-O accounts by BEA wages and salaries for this industry. A preliminary study of the sources of these large changes indicates classification problems in the underlying source data.

### Acknowledgments

Robert E. Yuskavage, Chief of the GDP by Industry Branch of the Industry Economics Division (IED), supervised the preparation of the estimates. Sumiye O. Okubo, Associate Director for Industry Accounts, and Ann M. Lawson, Chief of the Industry Economics Division, provided overall guidance. Felicia V. Candela, Thea C. Graham, Peter J. Lee, Tameka R. Lee, Sherlene K.S. Lum, Kimberly A. Mourey, Brian C. Moyer, and Robert A. Sylvester prepared the estimates. Other IED staff, including Mark A. Planting, assisted in the use of the input-output accounts.

Staff members from the National Income and Wealth Division and the Government Division contributed to the development of the estimates. Staff members from the Regional Economic Analysis Division participated with IED staff in a joint project to reengineer the estimation of indirect business taxes and nontax liability by industry. Special thanks to Alan C. Lorish, Jr., Chief of the Computer Systems and Services Division, and to members of his staff—particularly Stephen P. Holliday and Douglas J. Klear—for their assistance in reengineering the data-processing application used for this GPO revision.

and for insurance carriers, corrections were made to the previous method for computing the current-dollar indicator series for the property and casualty insurance component.

*Treatment of corporate net interest.*—For the estimates of current-dollar GPO, NIPA income components often need to be converted from a company basis to an establishment basis. As part of this GPO revision, the estimates of corporate net interest, starting with 1987, were converted from a company basis to an establishment basis; previously, corporate profits before tax and corporate capital consumption allowances were converted from a company basis to an establishment basis, but the estimates of corporate net interest were not.<sup>22</sup>

In general, this change did not significantly affect the current-dollar GPO for most industries. The industries that were affected the most were nondepository institutions, security and commodity brokers, insurance carriers, and holding and investment offices. Although the revisions to net interest were relatively large for these industries, the adjustments from a company basis to an establishment basis are consistent in sign and magnitude with the adjustments for corporate profits before tax in which interest received is recorded as a receipt.

*Improved industry distributions of indirect business tax and nontax liability.*—Starting with 1977, the industry distributions of selected components of indirect business tax and nontax liability were updated.<sup>23</sup> Industry distributions of State and local general sales and gross receipts taxes were updated to incorporate data from an expanded sample of States and the District of Columbia. The industry and State distributions of other selected State and local taxes were updated with Census of Governments data for States, supplemented as needed with other State data. Selected taxes and payments include severance taxes, alcohol excise taxes, occupation and business license fees, other selective taxes, documentary and stock transfer taxes, public utility excise taxes, and motor vehicle license fees. Benchmark distributions were developed for 1977, 1982, 1987, 1992, and 1997.

22. As a result of this change in methodology, separate estimates of corporate net interest and of noncorporate net interest are now available as detailed components of GPO.

23. Statistical revisions to control totals for selected components of indirect business taxes for State and local government that were introduced in the comprehensive revision of the NIPAs slightly affected the industry distribution of these taxes.

### *GPO source data*

The GPO estimates also incorporated new source data. The 1992 benchmark I-O accounts provided updated benchmarks for deriving the gross output estimates. Industry compositions of intermediate inputs were incorporated from the 1992 benchmark I-O accounts and the 1996 annual I-O accounts. The 1992 Census Bureau employment matrix provided an updated relationship among companies and establishments that was used to convert profits before tax, corporate net interest, and corporate capital consumption allowances from a company basis to an establishment basis.

The extension of the double-deflation method required the use of additional source data. For example, for depository and nondepository institutions, data from the Federal regulatory agencies, federally sponsored credit agencies, and BLS were used to develop gross output estimates. For business services, social services, membership organizations, and other professional services, extensive use was made of data from the Census Bureau's services annual survey. The gross output estimates of Federal Government enterprises and State and local government enterprises incorporated data from the U.S. Postal Service and the Census Bureau.

In addition, estimates from the comprehensive NIPA revision, new and revised estimates from Census Bureau annual surveys, and newly available producer price indexes from BLS were incorporated into the GPO estimates. Data from the Census Bureau on manufacturers' shipments, inventories, and orders were used to prepare the estimates of industry shipments for 1997–98.

### *Changes in presentation*

Two major changes in presentation were made for this GPO revision. First, the reference year for chain-type measures was updated from 1992 to 1996; this change did not directly affect the percent changes in the price or quantity indexes or in chained dollars, because these changes are measured with chain-type indexes. Second, the presentation of the estimates of gross output and intermediate inputs was changed to reflect the extension of the double-deflation method to all industries.

## **Methodology**

This section discusses the methodology, including the source data and estimating procedures, that is used to prepare the estimates of current-dollar and

real GPO. Previously published tables that summarize the methodology have been updated to incorporate the major changes introduced in this GPO revision.

### *Current-dollar GPO estimates*

The current-dollar GPO estimates are prepared as the sum of the distributions by industry of the components of GDI (see the box "[Gross Product Originating: Definition and Relationship to Gross Domestic Product](#)").<sup>24</sup> This section describes the methodology for distributing the current-dollar estimates of these components.

For most components of GDI, the estimates are based on source data that provide industry distributions on either a company basis or an establishment basis. Only the estimates with distributions based on establishment data can be used directly to calculate industry GPO. The industry distributions of the components that are estimated from Internal Revenue Service (IRS) tabulations of business tax returns, which are on a company basis, must generally be converted to an establishment basis; this conversion is particularly necessary for companies whose establishments are classified in several industries. For the components for which the source data do not provide industry distributions, BEA has developed establishment-based industry distributions from related sources (table J).

To convert company-based data to an establishment basis, Census Bureau matrixes of the employment of establishments of corporations are used. These matrixes present employment of establishments cross-classified by the company-industry classifications assigned by the IRS in preparing tabulations of corporate tax returns and by the establishment-industry classifications assigned by the Census Bureau in the economic censuses. These matrixes are used to adjust the data on corporate profits before tax, corporate net interest, and corporate capital consumption allowances from a company basis to an establishment basis. For integrated petroleum companies, the results of applying these matrixes are supplemented by tabulations of net income and depreciation of energy companies on an establishment basis from the Department of Energy financial reporting system. These matrixes are also adjusted to reflect

24. Private capital consumption allowances (CCAs) are used to calculate GPO because detailed industry estimates of private consumption of fixed capital are not available. The GPO by industry estimates are not affected by this difference in the valuation of depreciation because the estimates of private CCAs are deducted in computing corporate profits before tax and proprietors' income and are derived from the same source data.

publicly available information about large mergers, acquisitions, or changes in company diversification that have occurred since 1992, the year covered by the latest matrix.

**Real GPO estimates**

For this GPO revision, the 1987–98 GPO chain-type quantity indexes for all industries and industry groups except private households and general government are calculated using the double-deflation method.<sup>25</sup> The GPO chain-type quantity indexes for 1977–87 are calculated using one of three alternative methods—double deflation, extrapolation, or direct deflation—depending on the availability and reliability of source data.<sup>26</sup> In the double-deflation method, separate estimates of gross output and intermediate inputs

are combined in a Fisher chain-type quantity-index-number formula to generate chain-type quantity indexes of GPO.<sup>27</sup> The double-deflation method is the preferred method for computing GPO chain-type quantity indexes because it requires fewer assumptions about the relationships among gross output and intermediate inputs. The real, or chained (1996) dollar, GPO estimates for each industry and industry group are derived as the product of the GPO chain-type quantity index (divided by 100) and the corresponding 1996 current-dollar GPO value.

Table K provides a summary description of the principal source data used to prepare the detailed estimates of current-dollar gross output and

25. See footnote 2.

26. For a description of these alternative methods, see Yuskavage, "Improved Estimates," 143–149.  
27. See footnote 4.

**Table J.—Major Sources for Current-Dollar Gross Product Originating by Industry**

| Component   | Major source data   | Industrial distribution               |  |
|---|---|---------------------------------------|--|
|   |   | Distribution available in source data | Data or assumption used if distribution by establishment is not available in source data                                 |
| Compensation of employees:                                |   |                                       |  |
| Wages and salaries .....                                  | BLS tabulations of wages and salaries of employees covered by State unemployment insurance and Office of Personnel Management data on wages and salaries of Federal Government employees. | Establishment.                        |  |
| Employer contributions for social insurance .....         | Federal budget data .....   | None .....                            | Social Security Administration and BLS tabulations.  |
| Other labor income .....                                  | Department of Labor tabulations of pension plans, HCFA and BLS data on health insurance, trade association data for other types.  | None, except pensions .....           | BLS employer cost for employee compensation.   |
| Proprietors' income with inventory valuation adjustment:  |   |                                       |  |
| Farm .....  | Department of Agriculture farm statistics .....   | Establishment.                        |  |
| Nonfarm:  |   |                                       |  |
| Proprietors' income .....                                 | IRS tabulations of business tax returns .....   | Company .....                         | Assumed to be equivalent to an establishment distribution.   |
| Inventory valuation adjustment .....                      | BLS prices and IRS inventory data .....   | Establishment.                        |  |
| Rental income of persons .....                            | Census Bureau American Housing Survey, BLS Consumer Expenditures Survey, and IRS tabulations of business and individual tax returns.  | Establishment.                        |  |
| Corporate profits with inventory valuation adjustment:    |   |                                       |  |
| Corporate profits before tax .....                        | IRS tabulations of business tax returns .....   | Company .....                         | Census Bureau company-establishment employment matrix and Department of Energy establishment data for energy companies.  |
| Inventory valuation adjustment .....                      | BLS prices and IRS inventory data .....   | Establishment.                        |  |
| Net interest:   |   |                                       |  |
| Corporate .....   | IRS tabulations of business tax returns .....   | Company .....                         | Same as corporate profits before tax starting in 1987; previously none.  |
| Noncorporate .....  | IRS tabulations of business tax returns .....   | Company .....                         | Assumed to be equivalent to an establishment distribution.   |
| Business transfer payments .....                          | IRS tabulations of business tax returns .....   | Company .....                         | Industry-specific payments are assigned to those industries; other are based on IRS company industry distribution.       |
| Indirect business tax and nontax liability .....          | Federal budget data and Census Bureau data on State and local governments.  | None .....                            | Industry-specific payments are assigned to those industries; property taxes are based on BEA capital stock distribution. |
| Subsidies less current surplus of government enterprises. | Federal budget data and Census Bureau data on State and local governments.  | Establishment.                        |  |
| Capital consumption allowances:                           |   |                                       |  |
| Corporate .....   | IRS tabulations of business tax returns .....   | Company .....                         | Same as corporate profits before tax.  |
| Noncorporate .....  | IRS tabulations of business tax returns .....   | Company .....                         | Assumed to be equivalent to an establishment distribution.   |
| Government consumption of fixed capital .....             | BEA capital stock estimates .....   | Type of agency.                       |  |

BEA Bureau of Economic Analysis  
BLS Bureau of Labor Statistics


HCFA Health Care Financing Administration  
IRS Internal Revenue Service



gross-output prices for 1987–98. For 1977–87, this table is applicable only for those industries for which the double-deflation method was used to compute the GPO chain-type quantity indexes.

Except for farms and nonfarm-housing services, current-dollar intermediate inputs are derived by subtracting current-dollar GPO from current-dollar gross output.<sup>28</sup> Detailed current-dollar estimates of intermediate inputs are derived in four steps: (1) The input compositions for 1977, 1982, 1987, 1992, and 1996 are derived from BEA's benchmark and annual I-O accounts; (2) the input compositions for 1978–81, 1983–86, 1988–91, and 1993–95 are estimated by interpolating the detailed compositions from 1977, 1982, 1987, 1992, and 1996; (3) the imported and domestically pro-

duced shares of each detailed input for 1977–96 are estimated; and (4) the input compositions for 1997–98 are estimated, primarily based on the 1996 composition.

Detailed prices are prepared separately for domestically produced intermediate inputs and for imported intermediate inputs. Prices for domestically produced intermediate inputs are largely based on the detailed prices associated with the gross output estimates, as shown in table K. For example, the same quality-adjusted semiconductor price index is used for selected semiconductor products in the deflation of both gross output and domestically produced intermediate inputs. The prices of imported intermediate inputs are developed from a variety of sources, primarily from BLS import price series, and are the same as those used for the NIPA estimates of imports. 

Tables 1 through 14 follow.

28. For farms and nonfarm housing services, complete and consistent gross output and intermediate inputs series are available from the NIPAs.

Table K.—Principal Source Data for Estimating Gross Output

| Industry <sup>1</sup>                        | Current dollars  | Quantity index  |
|--|--|---|
|  | Extrapolator or interpolator of benchmark values <sup>2</sup>  | Detailed price indexes used to calculate quantity index   |
| Agriculture, forestry, and fishing:          |  |   |
| Farms .....                                  | Cash receipts from marketings and inventory change from USDA.  | Prices received by farmers from USDA.   |
| Agricultural services .....                  | For veterinary services, PCE; for landscape and horticultural services and all other agricultural services, wages and salaries from BLS. For prior years, receipts from IRS tabulations of business tax returns. | Composite price index of wages and salaries per employee from BLS, PCE, farm prices, and PPI's.   |
| Forestry .....                               | Shipments of logging camps and contractors from Census Bureau quinquennial census and annual survey.   | PPI's.  |
| Fishing .....                                | Value of fish landed from NOAA .....   | IPD for fish landed from NOAA.  |
| Mining:                                      |  |   |
| Metal mining .....                           | Physical quantity produced times average price: For uranium, physical quantity and average price from DOE; for all others, quantities and prices from USGS.  | IPD for metallic minerals from DOE and USGS.  |
| Coal mining .....                            | Physical quantity produced times average price, both from DOE  | IPD for coal from DOE.  |
| Oil and gas extraction .....                 | Physical quantity produced times average price, both from DOE, except natural gas liquids (PPI).   | IPD for crude petroleum and natural gas from DOE, except for natural gas liquids (PPI).   |
| Oil and gas field services .....             | Petroleum and natural gas well drilling and exploration; footage drilled and cost per foot from trade source.  | IPD for footage drilled from trade source.  |
| Nonmetallic minerals, except fuels .....     | Physical quantity produced times average price, both from USGS   | IPD for nonmetallic minerals from USGS.   |
| Construction:                                |  |   |
| For the Department of Defense .....          | Expenditures from DOD .....  | For most military construction, BEA indexes based on DOD prices; for other construction, cost indexes from trade sources and government agencies. |
| For State and local highways .....           | Expenditures from Census Bureau annual survey of government spending.  | For new construction, cost indexes from government agencies; for maintenance and repair, BEA composite index of input prices.                     |
| For private electric and gas utilities ..... | Expenditures from Federal regulatory agencies and trade sources.   | Cost indexes from trade sources and government agencies.  |
| For farms, excluding residential .....       | Expenditures from USDA .....   | Cost index from trade source and price deflator for new single-family houses under construction from Census Bureau.                               |
| For other nonresidential:                    |  |   |
| New construction .....                       | Value put in place from Census Bureau construction survey .....  | Cost indexes from trade sources and government agencies and price indexes from new single-family houses under construction from Census Bureau.    |
| Maintenance and repair .....                 | Value put in place from Census Bureau construction survey .....  | BEA composite index of input prices.  |
| For other residential:                       |  |   |
| New construction .....                       | Value put in place from Census Bureau construction survey .....  | Price index for new single-family houses under construction from Census Bureau.   |
| Maintenance and repair .....                 | Value put in place from Census Bureau construction survey .....  | BEA composite index of input prices.  |

Table K.—Principal Source Data for Estimating Gross Output—Continued

| Industry <sup>1</sup>                                 | Current dollars  | Quantity index   |
|---|--|--|
|   | Extrapolator or interpolator of benchmark values <sup>2</sup>  | Detailed price indexes used to calculate quantity index  |
| Manufacturing .....                                   | Shipments and inventory change from Census Bureau annual survey.   | PPI's, quality-adjusted price indexes for computers, semiconductors, and digital telephone switching equipment. BEA price indexes based on DOD prices paid for military equipment. |
| Transportation:                                       |  |  |
| Railroad transportation:                              |  |  |
| Railroad freight transportation .....                 | Total operating revenue for class I railroads from trade source .....  | PPI for railroads, line-haul operating starting in 1992. For prior years, IPD for freight ton-miles from trade source.   |
| Railroad passenger transportation .....               | Total operating revenue for AMTRAK .....   | PPI for railroads, line-haul operating starting in 1992. For prior years, IPD for passenger-miles from trade source.   |
| Local and interurban passenger transit:               |  |  |
| Taxicabs .....  | PCE .....  | PCE price index for taxi fares based on CPI.   |
| Intercity buses .....                                 | Operating revenues from trade source .....   | IPD for passenger revenue miles from trade source.   |
| School buses .....                                    | Wages and salaries from BLS .....  | Wages and salaries per employee from BLS.  |
| Other local transit .....                             | Operating revenues of private local transit systems from trade source.   | IPD based on revenues and passenger trips from trade source.   |
| Trucking and warehousing:                             |  |  |
| Trucking, and terminal facilities .....               | Receipts from Census Bureau annual survey starting in 1984. For prior years, operating revenues for Class I motor carriers of property from ICC.   | PPI for motor freight transportation and warehousing starting in 1993. For prior years, IPD for freight ton-miles from trade source.   |
| Courier services, except by air .....                 | Receipts from Census Bureau annual survey starting in 1984. For prior years, operating revenues for Class I motor carriers of property from ICC.   | PPI for courier services, except by air starting in 1993. For prior years, IPD for freight ton-miles from trade source.  |
| Public warehousing and storage .....                  | Receipts from Census Bureau annual survey starting in 1984. For prior years, operating revenues for Class I motor carriers of property from ICC.   | PPI for public warehousing and storage starting in 1993. For prior years, IPD for freight ton-miles from trade source.   |
| Water transportation:                                 |  |  |
| Marine cargo handling .....                           | Wages and salaries from BLS .....  | PPI for marine cargo handling starting in 1993. For prior years, wages and salaries per employee from BLS.   |
| Marinas .....   | PCE for commercial participant amusements .....  | PCE price index for commercial participant amusements.   |
| Other water transportation .....                      | Freight and passenger revenue data from trade source .....   | PPI for water transportation starting in 1993. For prior years, BEA price index for freight payments to foreign carriers.  |
| Transportation by air:                                |  |  |
| Air passenger transportation .....                    | Total passenger-related revenues from DOT .....  | IPD for total passenger-related revenues and passenger-miles from DOT.   |
| Air freight, mail and express .....                   | Total freight, mail and express revenues from DOT .....  | IPD for total freight-, mail-, and express-related revenues and ton-miles from DOT.  |
| Other air transportation .....                        | Wages and salaries from BLS .....  | Wages and salaries per employee from BLS.  |
| Pipelines, except natural gas .....                   | Operating revenues from trade source .....   | IPD for ton-miles from trade source.   |
| Transportation services:                              |  |  |
| Passenger transportation arrangement .....            | Receipts from Census Bureau annual survey .....  | PPI for travel agencies starting in 1990. For prior years, wages and salaries per employee from BLS.   |
| Freight transportation arrangement .....              | Wages and salaries from BLS .....  | PPI for freight transportation arrangement starting in 1995. For prior years, wages and salaries per employee from BLS.  |
| Other transportation services .....                   | Wages and salaries from BLS .....  | Wages and salaries per employee from BLS.  |
| Communications:                                       |  |  |
| Radio and television broadcasting .....               | Receipts from Census Bureau annual survey starting in 1989. For prior years, advertising expenditures from trade source and PCE for cable television.  | For advertising, cost indexes from trade source. For cable television, PPI starting in 1993. For prior years, PCE price index for cable television based on CPI.                   |
| Telephone and telegraph .....                         | Receipts from Census Bureau annual survey starting in 1989. For prior years, revenues from FCC.  | For cellular telephone services starting in 1987, PCE price index; for other telephone services, PPI's.  |
| Electric, gas, and sanitary services:                 |  |  |
| Electric utilities .....                              | For private utilities, revenues from DOE/EIA. For rural cooperatives, revenues from USDA.  | PPI for electricity, starting in 1991. For prior years, IPD for kilowatt hours from trade source.  |
| Gas utilities .....                                   | Quantity delivered times average price by class of service from DOE/EIA starting in 1987. For prior years, revenues of gas pipeline and utilities from trade source.                                 | Composite price index for gas utilities by class of service from DOE/EIA, starting in 1987. For prior years, IPD for BTU's from trade source.                                      |
| Sanitary services .....                               | Receipts from IRS tabulations of business tax returns .....  | CPI for water and sewerage maintenance.  |
| Wholesale trade:                                      |  |  |
| Merchant wholesalers .....                            | Ratio of gross margin to sales (margin rate) times sales: For 1977-82, margin rate from quinquennial census and sales from Census Bureau annual survey; for 1983 forward, both from annual survey.   | Sales price index by kind of business computed from PPI's.   |
| Manufacturers' sales branches and sales offices ..... | For equipment rental, interpolation of quinquennial census receipts; for 1993 forward, judgmental trend. For other receipts, manufacturing shipments from Census Bureau annual survey.               | For equipment rental, BEA capital stock price index. For other receipts, shipments deflated by PPI's.  |
| Agents and brokers .....                              | Merchant wholesalers margin rate times sales: For 1977-82, margin rate from quinquennial census and sales from Census Bureau annual survey; for 1983 forward, both from annual survey.               | Merchant wholesalers' price index.   |
| Retail trade:   |  |  |
| Eating and drinking places .....                      | Sales from quinquennial census and Census Bureau annual survey.  | CPI's.   |
| Other .....   | Ratio of gross margin to sales (margin rate) times sales: For 1977-82, margin rate from quinquennial census and sales from Census Bureau annual survey; for 1983 forward, both from annual survey.   | Sales price index by kind-of-business computed from CPI's.   |
| Finance, insurance, and real estate:                  |  |  |
| Depository institutions .....                         | NIPA imputed service charges for depository institutions, and non-interest income of commercial banks and savings institutions.  | NIPA price index for imputed interest paid by depository institutions and PCE price index for bank service charges.  |
| Nondepository institutions .....                      | Fees and other income without interest and trading gains of federally sponsored credit institutions, owned and managed receivables of domestic finance companies, and PCE for motor vehicle leasing. | Wages and salaries per employee from BLS and PCE price index for motor vehicle leasing.  |

Table K.—Principal Source Data for Estimating Gross Output—Continued

| Industry <sup>1</sup>                          | Current dollars  | Quantity index   |
|--|--|--|
|  | Extrapolator or interpolator of benchmark values <sup>2</sup>  | Detailed price indexes used to calculate quantity index  |
| Security and commodity brokers .....           | Securities commissions, revenue from sale of investment company securities, profits on underwriting/selling/gains on trading accounts and other revenues excluding interest, and revenues earned by exchanges; receipt items from SEC and interest from SEC and BEA. | For securities commissions, IPD from number of public securities orders from SEC and trade sources; for mutual funds, IPD for securities commissions; for underwriting, IPD from new securities registrations from SEC and trade sources; for other revenue, composite of PCE price indexes for other brokerage services starting in 1987. For prior years, IPD for GDP.   |
| Insurance carriers .....                       | Net premiums for health, auto, accident, property, and workers' compensation insurance from trade sources; PCE for expense of handling life insurance.   | CPI for auto and property insurance and PCE price indexes for all other types of insurance.  |
| Insurance agents, brokers, and service .....   | Receipts from IRS tabulations of business tax returns .....  | Insurance carrier deflators weighted by commissions from trade source.   |
| Real estate:                                   |  |  |
| Nonfarm housing services .....                 | PCE for owner- and tenant-occupied nonfarm dwellings .....   | PCE price index.   |
| Other real estate .....                        | NIPA farm rental, NIPA rental value of buildings owned by non-profits, NIPA royalties received, IRS corporate business receipts, and Census annual survey data.  | NIPA rental IPD's, rental rate index from trade source, CPI for household maintenance and repair, and PPI for property management starting in 1996.  |
| Holding and other investment offices .....     | Proxy gross output series computed as sum of GPO and intermediate inputs. Intermediate inputs extrapolated from I-O accounts by BEA wages and salaries.  | Composite cost-based price index.  |
| Services:                                      |  |  |
| Hotels and other lodging places .....          | For tenant group room and board, PCE. For all other, receipts from Census Bureau quinquennial census and annual survey.  | For hotels and motels starting in 1993, PPI. For prior years, room-rate index from trade source. For sporting and recreational camps, PCE price index; for rooming and boarding houses, composite of PCE price indexes.  |
| Personal services .....                        | For shoe repair, PCE. For all other, receipts from Census Bureau quinquennial census and annual survey.  | PCE price index based on CPI's.  |
| Business services .....                        | Receipts from Census Bureau quinquennial census and annual survey.   | For advertising, PPI's starting in 1995. For prior years, cost indexes from trade sources. For miscellaneous equipment rental and leasing, PPI's and BEA net capital stock price index for other equipment. For prepackaged software, BEA price index; for computer equipment rental, BEA capital stock price index; for custom programming, BEA custom software price index; for other computing services, wages and salaries per employee from BLS; for all other business services, PPI's, PCE price indexes, and wages and salaries per employee from BLS. |
| Automotive repair, services, and parking ..... | Receipts from Census Bureau quinquennial census and annual survey.   | For automotive rental and leasing without drivers, composite index of PCE price index and PPI's starting in 1992. For prior years, PCE price index for rental, leasing, and other services. For all other automotive repair and services, PCE price index based on CPI's.  |
| Miscellaneous repair services .....            | Receipts from Census Bureau quinquennial census and annual survey.   | PCE price index based on CPI's.  |
| Motion pictures .....                          | Receipts from Census Bureau quinquennial census and annual survey.   | PCE price index based on CPI's.  |
| Amusement and recreation services .....        | Receipts from Census Bureau quinquennial census and annual survey.   | PCE price index based on CPI's.  |
| Health services:                               |  |  |
| Hospitals .....                                | Receipts from trade sources .....  | PPI starting in 1993. For prior years, HCFA index of input prices and CPI for hospital room.   |
| Other health services .....                    | Receipts from Census Bureau quinquennial census and annual survey.   | CPI's and HCFA index of input prices. PPI for physicians services beginning in 1994.   |
| Legal services .....                           | Receipts from Census Bureau quinquennial census and annual survey.   | PPI for legal services, starting in 1997. For prior years, CPI for legal services.   |
| Educational services .....                     | PCE for private education .....  | PCE price index.   |
| Social services .....                          | Receipts and expenses from Census Bureau quinquennial census and annual survey.  | Wages and salaries per employee from BLS and PCE price indexes.  |
| Membership organizations .....                 | Expenses from Census Bureau quinquennial census and annual survey; PCE; and wage and salary data from BLS.   | Wages and salaries per employee from BLS and PCE price indexes.  |
| Other services .....                           | PCE for museums and libraries and other services; for all others, receipts from Census Bureau quinquennial census and annual survey.   | PPI's for engineering, architectural, and surveying services, and for accounting, auditing, and bookkeeping services starting in 1997. PPI for advertising agencies used for management and public relations services starting in 1995. For prior years, wages and salaries per employee from BLS for each component. PCE price indexes for museums, art galleries, zoological gardens, research organizations (commercial and non-commercial), and services not elsewhere classified.   |
| Government enterprises:                        |  |  |
| Federal Government enterprises .....           | For the U.S. Postal Service, receipts; for electric utilities, DOE; for other enterprises, wages and salaries from BEA.  | For U.S. Postal Service and for Federal electric utilities, PPI; for other enterprises, BEA composite price index.   |
| State and local government enterprises .....   | For electric utilities, DOE; for other enterprises, revenue by type from BEA.  | For electric utilities, PPI; for transit, composite price index based on PCE price indexes for private transit; for other enterprises, BEA composite price index.  |

1. Source data and estimating methods apply to both the 1972 SIC and 1987 SIC definition of the industries shown in the table. Industry titles are 1987 SIC titles.

2. Benchmark values are derived from the 1977, 1982, 1987, and 1992 input-output (I-O) accounts. Gross output estimates are prepared only for industries for which the double-deflation method is used for estimating real GPO.

BEA Bureau of Economic Analysis  
 BLS Bureau of Labor Statistics  
 CPI Consumer Price Index (BLS)  
 DOC U.S. Department of Commerce  
 DOD U.S. Department of Defense  
 DOE U.S. Department of Energy  
 DOT U.S. Department of Transportation  
 EIA Energy Information Administration

FCC Federal Communications Commission  
 HCFA Health Care Financing Administration  
 ICC Interstate Commerce Commission  
 IPD Implicit price deflator  
 IRS Internal Revenue Service  
 NIPA National Income and Product Accounts  
 NOAA National Oceanic and Atmospheric Administration  
 PCE Personal consumption expenditures (BEA)  
 PPI Producer Price Index (BLS)  
 SEC Securities and Exchange Commission  
 USDA U.S. Department of Agriculture  
 USGS U.S. Geological Survey (formerly Bureau of Mines)

Table 1.—Gross Domestic Product by Industry in Current Dollars, 1987–98

[Billions of dollars]

| Line |  | 1987           | 1988           | 1989           | 1990           | 1991           | 1992           | 1993           | 1994           | 1995           | 1996           | 1997           | 1998           |
|------|--|----------------|----------------|----------------|----------------|----------------|----------------|----------------|----------------|----------------|----------------|----------------|----------------|
| 1    | <b>Gross domestic product</b> .....                | <b>4,742.5</b> | <b>5,108.3</b> | <b>5,489.1</b> | <b>5,803.2</b> | <b>5,986.2</b> | <b>6,318.9</b> | <b>6,642.3</b> | <b>7,054.3</b> | <b>7,400.5</b> | <b>7,813.2</b> | <b>8,300.8</b> | <b>8,759.9</b> |
| 2    | <b>Private industries</b> .....                    | <b>4,081.4</b> | <b>4,401.8</b> | <b>4,735.5</b> | <b>4,996.7</b> | <b>5,129.1</b> | <b>5,424.5</b> | <b>5,717.5</b> | <b>6,096.7</b> | <b>6,411.1</b> | <b>6,792.8</b> | <b>7,241.4</b> | <b>7,659.8</b> |
| 3    | <b>Agriculture, forestry, and fishing</b> .....    | <b>88.9</b>    | <b>89.1</b>    | <b>102.0</b>   | <b>108.3</b>   | <b>102.9</b>   | <b>111.7</b>   | <b>108.3</b>   | <b>118.5</b>   | <b>109.8</b>   | <b>130.4</b>   | <b>129.7</b>   | <b>125.2</b>   |
| 4    | Farms .....  | 65.1           | 63.8           | 76.2           | 79.6           | 73.2           | 80.5           | 73.6           | 83.6           | 73.2           | 88.0           | 88.0           | 80.2           |
| 5    | Agricultural services, forestry, and fishing ..... | 23.8           | 25.3           | 25.8           | 28.7           | 29.7           | 31.2           | 34.8           | 34.9           | 36.7           | 38.3           | 41.6           | 45.0           |
| 6    | <b>Mining</b> .....                                | <b>92.2</b>    | <b>99.2</b>    | <b>97.1</b>    | <b>111.9</b>   | <b>96.7</b>    | <b>87.6</b>    | <b>88.4</b>    | <b>90.2</b>    | <b>95.7</b>    | <b>113.0</b>   | <b>121.0</b>   | <b>105.9</b>   |
| 7    | Metal mining .....                                 | 3.7            | 5.0            | 5.2            | 5.2            | 5.6            | 5.6            | 4.9            | 5.6            | 6.5            | 5.8            | 5.8            | 5.0            |
| 8    | Coal mining .....                                  | 13.0           | 12.6           | 12.0           | 11.8           | 11.4           | 12.0           | 10.5           | 11.3           | 10.7           | 11.2           | 11.1           | 11.6           |
| 9    | Oil and gas extraction .....                       | 67.4           | 73.6           | 72.1           | 87.1           | 72.2           | 62.3           | 65.7           | 64.5           | 69.3           | 86.1           | 92.8           | 77.0           |
| 10   | Nonmetallic minerals, except fuels .....           | 8.1            | 8.0            | 7.8            | 7.8            | 7.5            | 7.7            | 7.3            | 8.9            | 9.1            | 9.9            | 11.4           | 12.3           |
| 11   | <b>Construction</b> .....                          | <b>219.3</b>   | <b>237.2</b>   | <b>245.8</b>   | <b>248.7</b>   | <b>232.7</b>   | <b>234.4</b>   | <b>248.9</b>   | <b>275.3</b>   | <b>290.3</b>   | <b>316.4</b>   | <b>343.1</b>   | <b>373.2</b>   |
| 12   | <b>Manufacturing</b> .....                         | <b>888.6</b>   | <b>979.9</b>   | <b>1,017.7</b> | <b>1,040.6</b> | <b>1,043.5</b> | <b>1,082.0</b> | <b>1,131.4</b> | <b>1,223.2</b> | <b>1,289.1</b> | <b>1,316.0</b> | <b>1,377.2</b> | <b>1,432.8</b> |
| 13   | Durable goods .....                                | 516.8          | 566.3          | 582.7          | 586.6          | 575.5          | 594.0          | 632.8          | 694.1          | 729.8          | 748.4          | 798.7          | 842.6          |
| 14   | Lumber and wood products .....                     | 32.1           | 33.0           | 33.8           | 32.2           | 30.3           | 32.3           | 35.7           | 39.8           | 42.3           | 39.9           | 41.9           | 43.9           |
| 15   | Furniture and fixtures .....                       | 14.6           | 15.1           | 15.8           | 15.6           | 15.2           | 16.6           | 18.1           | 18.9           | 19.5           | 20.7           | 22.8           | 25.2           |
| 16   | Stone, clay, and glass products .....              | 23.3           | 23.8           | 25.2           | 25.3           | 23.8           | 26.3           | 26.4           | 30.4           | 32.4           | 33.2           | 38.0           | 42.1           |
| 17   | Primary metal industries .....                     | 34.5           | 43.1           | 45.3           | 43.2           | 39.9           | 39.6           | 43.0           | 47.6           | 53.0           | 50.8           | 51.8           | 54.8           |
| 18   | Fabricated metal products .....                    | 62.6           | 67.4           | 68.5           | 69.4           | 67.3           | 69.5           | 73.4           | 83.2           | 87.2           | 93.1           | 99.6           | 104.7          |
| 19   | Industrial machinery and equipment .....           | 95.2           | 110.3          | 116.9          | 118.2          | 109.0          | 113.8          | 113.7          | 121.0          | 132.8          | 136.3          | 143.8          | 153.3          |
| 20   | Electronic and other electric equipment .....      | 87.6           | 96.6           | 105.0          | 105.7          | 110.8          | 107.7          | 121.0          | 139.3          | 146.9          | 153.2          | 166.0          | 168.3          |
| 21   | Motor vehicles and equipment .....                 | 58.2           | 60.6           | 52.7           | 47.3           | 45.5           | 58.8           | 78.0           | 95.2           | 98.2           | 92.2           | 99.5           | 105.0          |
| 22   | Other transportation equipment .....               | 55.5           | 53.8           | 56.9           | 60.5           | 62.4           | 58.1           | 54.2           | 49.6           | 47.7           | 51.4           | 55.6           | 59.7           |
| 23   | Instruments and related products .....             | 37.3           | 44.6           | 43.6           | 49.3           | 51.5           | 51.9           | 48.4           | 46.8           | 47.2           | 53.7           | 54.1           | 59.0           |
| 24   | Miscellaneous manufacturing industries .....       | 15.8           | 18.0           | 19.2           | 19.8           | 19.8           | 19.6           | 20.9           | 22.3           | 22.7           | 23.8           | 25.6           | 26.6           |
| 25   | Nondurable goods .....                             | 371.8          | 413.6          | 434.9          | 454.0          | 468.0          | 488.0          | 498.6          | 529.1          | 559.2          | 567.6          | 578.5          | 590.1          |
| 26   | Food and kindred products .....                    | 79.1           | 84.6           | 88.9           | 96.4           | 103.7          | 105.9          | 107.6          | 110.2          | 121.1          | 118.7          | 119.3          | 122.0          |
| 27   | Tobacco products .....                             | 10.4           | 11.1           | 11.3           | 11.9           | 12.7           | 13.8           | 12.3           | 13.2           | 15.1           | 14.8           | 16.1           | 17.9           |
| 28   | Textile mill products .....                        | 20.1           | 20.6           | 21.0           | 22.0           | 22.4           | 25.7           | 25.7           | 25.6           | 24.8           | 25.3           | 25.7           | 25.6           |
| 29   | Apparel and other textile products .....           | 23.0           | 24.2           | 25.4           | 25.4           | 26.1           | 27.4           | 27.7           | 28.5           | 27.3           | 27.0           | 26.1           | 25.4           |
| 30   | Paper and allied products .....                    | 37.8           | 43.8           | 45.5           | 45.0           | 44.6           | 45.6           | 46.9           | 50.1           | 58.9           | 55.9           | 53.6           | 54.9           |
| 31   | Printing and publishing .....                      | 62.1           | 66.5           | 71.4           | 73.1           | 75.0           | 78.9           | 78.5           | 83.5           | 80.8           | 88.2           | 90.2           | 96.3           |
| 32   | Chemicals and allied products .....                | 83.8           | 95.5           | 103.3          | 109.9          | 113.9          | 119.1          | 122.7          | 138.7          | 150.8          | 153.6          | 158.8          | 158.7          |
| 33   | Petroleum and coal products .....                  | 22.1           | 32.3           | 29.8           | 31.7           | 28.8           | 28.2           | 31.0           | 29.3           | 29.0           | 30.2           | 31.5           | 30.1           |
| 34   | Rubber and miscellaneous plastics products .....   | 29.6           | 30.6           | 33.7           | 33.9           | 35.8           | 38.4           | 41.6           | 44.9           | 46.1           | 49.7           | 52.7           | 54.9           |
| 35   | Leather and leather products .....                 | 3.9            | 4.4            | 4.6            | 4.7            | 4.9            | 4.9            | 4.7            | 5.0            | 5.3            | 4.2            | 4.5            | 4.4            |
| 36   | <b>Transportation and public utilities</b> .....   | <b>426.2</b>   | <b>449.0</b>   | <b>468.7</b>   | <b>490.9</b>   | <b>518.3</b>   | <b>538.5</b>   | <b>573.3</b>   | <b>611.4</b>   | <b>642.6</b>   | <b>666.3</b>   | <b>713.2</b>   | <b>759.1</b>   |
| 37   | Transportation .....                               | 158.8          | 169.2          | 172.2          | 177.4          | 186.1          | 193.4          | 206.0          | 223.2          | 233.4          | 243.4          | 262.8          | 283.9          |
| 38   | Railroad transportation .....                      | 21.9           | 23.1           | 19.9           | 19.8           | 22.0           | 21.6           | 22.0           | 23.3           | 23.6           | 23.4           | 23.2           | 24.2           |
| 39   | Local and interurban passenger transit .....       | 8.6            | 8.9            | 9.3            | 9.1            | 10.2           | 10.9           | 11.3           | 11.6           | 12.4           | 13.4           | 14.8           | 16.0           |
| 40   | Trucking and warehousing .....                     | 64.1           | 64.5           | 67.4           | 69.4           | 70.9           | 74.5           | 79.2           | 86.4           | 89.0           | 92.1           | 99.5           | 106.5          |
| 41   | Water transportation .....                         | 8.4            | 9.1            | 9.6            | 10.0           | 11.1           | 10.7           | 10.7           | 11.5           | 11.6           | 12.2           | 13.3           | 13.9           |
| 42   | Transportation by air .....                        | 34.3           | 42.7           | 43.9           | 45.3           | 47.0           | 50.3           | 56.4           | 62.5           | 67.7           | 70.8           | 79.2           | 87.8           |
| 43   | Pipelines, except natural gas .....                | 7.1            | 5.7            | 5.5            | 5.5            | 5.5            | 5.5            | 5.6            | 5.5            | 5.5            | 5.7            | 5.9            | 6.5            |
| 44   | Transportation services .....                      | 14.4           | 15.4           | 16.7           | 18.2           | 19.5           | 19.9           | 20.8           | 22.6           | 23.5           | 25.7           | 26.9           | 29.0           |
| 45   | Communications .....                               | 125.5          | 132.8          | 137.4          | 148.1          | 155.7          | 163.9          | 178.6          | 190.7          | 202.3          | 214.7          | 243.1          | 258.7          |
| 46   | Telephone and telegraph .....                      | 108.0          | 111.6          | 112.9          | 119.4          | 124.0          | 128.7          | 139.0          | 148.0          | 151.6          | 163.9          | 189.5          | 201.7          |
| 47   | Radio and television .....                         | 17.5           | 21.1           | 24.6           | 28.7           | 31.7           | 35.2           | 39.6           | 42.8           | 50.7           | 50.7           | 53.7           | 57.0           |
| 48   | Electric, gas, and sanitary services .....         | 141.9          | 147.0          | 159.0          | 165.4          | 176.5          | 181.2          | 188.7          | 197.4          | 206.9          | 208.3          | 207.2          | 216.6          |
| 49   | <b>Wholesale trade</b> .....                       | <b>308.9</b>   | <b>346.6</b>   | <b>364.7</b>   | <b>376.1</b>   | <b>395.6</b>   | <b>414.6</b>   | <b>432.5</b>   | <b>479.2</b>   | <b>500.6</b>   | <b>529.6</b>   | <b>572.3</b>   | <b>613.8</b>   |
| 50   | <b>Retail trade</b> .....                          | <b>434.5</b>   | <b>461.5</b>   | <b>492.7</b>   | <b>507.8</b>   | <b>523.7</b>   | <b>551.7</b>   | <b>578.0</b>   | <b>620.6</b>   | <b>646.8</b>   | <b>687.1</b>   | <b>734.1</b>   | <b>781.9</b>   |
| 51   | <b>Finance, insurance, and real estate</b> .....   | <b>829.7</b>   | <b>893.7</b>   | <b>954.5</b>   | <b>1,010.3</b> | <b>1,072.2</b> | <b>1,140.9</b> | <b>1,205.3</b> | <b>1,254.8</b> | <b>1,347.2</b> | <b>1,436.8</b> | <b>1,561.6</b> | <b>1,674.2</b> |
| 52   | Depository institutions .....                      | 143.9          | 147.6          | 157.2          | 171.3          | 193.9          | 205.3          | 200.9          | 200.7          | 227.4          | 241.0          | 271.2          | 289.6          |
| 53   | Nondepository institutions .....                   | 17.9           | 20.1           | 23.7           | 23.3           | 23.2           | 27.2           | 32.5           | 29.4           | 34.1           | 39.2           | 51.6           | 78.5           |
| 54   | Security and commodity brokers .....               | 41.3           | 42.2           | 45.3           | 42.3           | 40.5           | 54.5           | 67.6           | 77.8           | 77.7           | 108.0          | 117.3          | 117.1          |
| 55   | Insurance carriers .....                           | 43.6           | 56.9           | 60.5           | 64.6           | 83.3           | 82.1           | 99.8           | 104.3          | 120.2          | 123.4          | 141.4          | 143.1          |
| 56   | Insurance agents, brokers, and service .....       | 30.4           | 33.8           | 34.4           | 37.7           | 38.0           | 39.4           | 41.8           | 45.3           | 47.2           | 48.9           | 51.3           | 53.7           |
| 57   | Real estate .....                                  | 531.4          | 586.2          | 630.7          | 665.7          | 689.1          | 725.2          | 751.6          | 791.4          | 832.6          | 871.6          | 919.2          | 967.9          |
| 58   | Nonfarm housing services .....                     | 391.9          | 424.3          | 456.7          | 488.3          | 515.5          | 543.4          | 558.1          | 593.9          | 628.9          | 654.6          | 680.2          | 711.9          |
| 59   | Other real estate .....                            | 139.5          | 162.0          | 174.0          | 177.3          | 173.6          | 181.8          | 193.5          | 197.5          | 203.7          | 217.0          | 239.0          | 256.1          |
| 60   | Holding and other investment offices .....         | 21.2           | 6.9            | 2.7            | 5.5            | 4.2            | 7.1            | 11.0           | 5.8            | 8.0            | 4.6            | 9.7            | 24.2           |
| 61   | <b>Services</b> .....                              | <b>789.9</b>   | <b>887.9</b>   | <b>976.0</b>   | <b>1,071.5</b> | <b>1,123.8</b> | <b>1,219.4</b> | <b>1,287.7</b> | <b>1,365.0</b> | <b>1,462.4</b> | <b>1,564.2</b> | <b>1,692.5</b> | <b>1,841.3</b> |
| 62   | Hotels and other lodging places .....              | 37.1           | 40.6           | 44.0           | 46.3           | 48.3           | 50.4           | 53.0           | 56.6           | 61.7           | 66.3           | 70.6           | 76.3           |
| 63   | Personal services .....                            | 31.0           | 35.9           | 36.8           | 38.0           | 38.8           | 40.9           | 44.2           | 45.5           | 46.7           | 47.5           | 50.1           | 53.0           |
| 64   | Business services .....                            | 145.0          | 166.9          | 183.7          | 203.9          | 205.3          | 229.4          | 247.6          | 273.2          | 302.0          | 342.3          | 395.5          | 454.1          |
| 65   | Auto repair, services, and parking .....           | 40.8           | 45.3           | 46.5           | 50.3           | 51.3           | 52.1           | 54.7           | 60.0           | 65.1           | 68.5           | 72.0           | 77.6           |
| 66   | Miscellaneous repair services .....                | 13.5           | 15.4           | 16.6           | 17.7           | 17.0           | 17.6           | 19.2           | 19.3           | 20.7           | 21.8           | 22.3           | 24.6           |
| 67   | Motion pictures .....                              | 13.7           | 14.3           | 17.9           | 17.7           | 17.9           | 18.2           | 20.8           | 20.0           | 22.4           | 24.6           | 25.2           | 27.2           |
| 68   | Amusement and recreation services .....            | 26.2           | 28.8           | 32.0           | 36.5           | 39.4           | 45.2           | 45.4           | 49.2           | 53.5           | 58.3           | 64.8           | 70.5           |
| 69   | Health services .....                              | 230.6          | 253.6          | 280.7          | 314.4          | 345.3          | 377.8          | 394.5          | 413.9          | 433.1          | 459.1          | 476.2          | 495.5          |
| 70   | Legal services .....                               | 61.8           | 70.9           | 76.0           | 82.7           | 85.6           | 92.7           | 93.0           | 94.6           | 101.1          | 98.0           | 108.5          | 116.5          |
| 71   | Educational services .....                         | 31.3           | 34.2           | 37.1           | 39.6           | 43.7           | 46.5           | 49.3           | 52.6           | 55.7           | 58.0           | 61.1           | 66.4           |
| 72   | Social services .....                              | 21.0           | 23.4           | 26.7           | 30.1           | 33.6           | 37.3           | 41.0           | 44.2           | 47.4           | 49.7           | 53.2           | 57.8           |
| 73   | Membership organizations .....                     | 26.9           | 30.3           | 33.2           | 35.8           | 38.4           | 39.9           | 43.4           | 46.2           | 46.7           | 49.2           | 51.2           | 53.7           |
| 74   | Other services .....                               | 103.3          | 119.8          | 135.8          | 149.2          | 150.0          | 161.1          | 170.6          | 178.6          | 194.4          | 208.9          | 229.6          | 254.1          |
| 75   | Private households .....                           | 7.7            | 8.3            | 8.9            | 9.4            | 9.1            | 10.1           | 10.7           | 11.1           | 11.9           | 12.0           | 12.1           | 14.0           |
| 7    |  |                |                |                |                |                |                |                |                |                |                |                |                |

Table 2.—Gross Product by Industry in Current Dollars as a Percentage of Gross Domestic Product, 1987–98

[Percent]

| Line |  | 1987         | 1988         | 1989         | 1990         | 1991         | 1992         | 1993         | 1994         | 1995         | 1996         | 1997         | 1998         |
|------|--|--------------|--------------|--------------|--------------|--------------|--------------|--------------|--------------|--------------|--------------|--------------|--------------|
| 1    | <b>Gross domestic product</b> .....                | <b>100.0</b> | <b>100.0</b> | <b>100.0</b> | <b>100.0</b> | <b>100.0</b> | <b>100.0</b> | <b>100.0</b> | <b>100.0</b> | <b>100.0</b> | <b>100.0</b> | <b>100.0</b> | <b>100.0</b> |
| 2    | <b>Private industries</b> .....                    | <b>86.1</b>  | <b>86.2</b>  | <b>86.3</b>  | <b>86.1</b>  | <b>85.7</b>  | <b>85.8</b>  | <b>86.1</b>  | <b>86.4</b>  | <b>86.6</b>  | <b>86.9</b>  | <b>87.2</b>  | <b>87.4</b>  |
| 3    | <b>Agriculture, forestry, and fishing</b> .....    | <b>1.9</b>   | <b>1.7</b>   | <b>1.9</b>   | <b>1.9</b>   | <b>1.7</b>   | <b>1.8</b>   | <b>1.6</b>   | <b>1.7</b>   | <b>1.5</b>   | <b>1.7</b>   | <b>1.6</b>   | <b>1.4</b>   |
| 4    | Farms .....  | 1.4          | 1.2          | 1.4          | 1.4          | 1.2          | 1.3          | 1.1          | 1.2          | 1.0          | 1.2          | 1.1          | 0.9          |
| 5    | Agricultural services, forestry, and fishing ..... | 0.5          | 0.5          | 0.5          | 0.5          | 0.5          | 0.5          | 0.5          | 0.5          | 0.5          | 0.5          | 0.5          | 0.5          |
| 6    | <b>Mining</b> .....                                | <b>1.9</b>   | <b>1.9</b>   | <b>1.8</b>   | <b>1.9</b>   | <b>1.6</b>   | <b>1.4</b>   | <b>1.3</b>   | <b>1.3</b>   | <b>1.3</b>   | <b>1.4</b>   | <b>1.5</b>   | <b>1.2</b>   |
| 7    | Metal mining .....                                 | 0.1          | 0.1          | 0.1          | 0.1          | 0.1          | 0.1          | 0.1          | 0.1          | 0.1          | 0.1          | 0.1          | 0.1          |
| 8    | Coal mining .....                                  | 0.3          | 0.2          | 0.2          | 0.2          | 0.2          | 0.2          | 0.2          | 0.2          | 0.1          | 0.1          | 0.1          | 0.1          |
| 9    | Oil and gas extraction .....                       | 1.4          | 1.4          | 1.3          | 1.5          | 1.2          | 1.0          | 1.0          | 0.9          | 0.9          | 1.1          | 1.1          | 0.9          |
| 10   | Nonmetallic minerals, except fuels .....           | 0.2          | 0.2          | 0.1          | 0.1          | 0.1          | 0.1          | 0.1          | 0.1          | 0.1          | 0.1          | 0.1          | 0.1          |
| 11   | <b>Construction</b> .....                          | <b>4.6</b>   | <b>4.6</b>   | <b>4.5</b>   | <b>4.3</b>   | <b>3.9</b>   | <b>3.7</b>   | <b>3.7</b>   | <b>3.9</b>   | <b>3.9</b>   | <b>4.0</b>   | <b>4.1</b>   | <b>4.3</b>   |
| 12   | <b>Manufacturing</b> .....                         | <b>18.7</b>  | <b>19.2</b>  | <b>18.5</b>  | <b>17.9</b>  | <b>17.4</b>  | <b>17.1</b>  | <b>17.0</b>  | <b>17.3</b>  | <b>17.4</b>  | <b>16.8</b>  | <b>16.6</b>  | <b>16.4</b>  |
| 13   | Durable goods .....                                | 10.9         | 11.1         | 10.6         | 10.1         | 9.6          | 9.4          | 9.5          | 9.8          | 9.9          | 9.6          | 9.6          | 9.6          |
| 14   | Lumber and wood products .....                     | 0.7          | 0.6          | 0.6          | 0.6          | 0.5          | 0.5          | 0.5          | 0.6          | 0.6          | 0.5          | 0.5          | 0.5          |
| 15   | Furniture and fixtures .....                       | 0.3          | 0.3          | 0.3          | 0.3          | 0.3          | 0.3          | 0.3          | 0.3          | 0.3          | 0.3          | 0.3          | 0.3          |
| 16   | Stone, clay, and glass products .....              | 0.5          | 0.5          | 0.5          | 0.4          | 0.4          | 0.4          | 0.4          | 0.4          | 0.4          | 0.4          | 0.5          | 0.5          |
| 17   | Primary metal industries .....                     | 0.7          | 0.8          | 0.8          | 0.7          | 0.7          | 0.6          | 0.6          | 0.7          | 0.7          | 0.7          | 0.6          | 0.6          |
| 18   | Fabricated metal products .....                    | 1.3          | 1.3          | 1.2          | 1.2          | 1.1          | 1.1          | 1.1          | 1.2          | 1.2          | 1.2          | 1.2          | 1.2          |
| 19   | Industrial machinery and equipment .....           | 2.0          | 2.2          | 2.1          | 2.0          | 1.8          | 1.8          | 1.7          | 1.7          | 1.8          | 1.7          | 1.7          | 1.7          |
| 20   | Electronic and other electric equipment .....      | 1.8          | 1.9          | 1.9          | 1.8          | 1.9          | 1.7          | 1.8          | 2.0          | 2.0          | 2.0          | 2.0          | 1.9          |
| 21   | Motor vehicles and equipment .....                 | 1.2          | 1.2          | 1.0          | 0.8          | 0.8          | 0.9          | 1.2          | 1.3          | 1.3          | 1.2          | 1.2          | 1.2          |
| 22   | Other transportation equipment .....               | 1.2          | 1.1          | 1.0          | 1.0          | 1.0          | 0.9          | 0.8          | 0.7          | 0.6          | 0.7          | 0.7          | 0.7          |
| 23   | Instruments and related products .....             | 0.8          | 0.9          | 0.8          | 0.8          | 0.9          | 0.8          | 0.7          | 0.7          | 0.6          | 0.7          | 0.7          | 0.7          |
| 24   | Miscellaneous manufacturing industries .....       | 0.3          | 0.4          | 0.4          | 0.3          | 0.3          | 0.3          | 0.3          | 0.3          | 0.3          | 0.3          | 0.3          | 0.3          |
| 25   | Nondurable goods .....                             | 7.8          | 8.1          | 7.9          | 7.8          | 7.8          | 7.7          | 7.5          | 7.5          | 7.6          | 7.3          | 7.0          | 6.7          |
| 26   | Food and kindred products .....                    | 1.7          | 1.7          | 1.6          | 1.7          | 1.7          | 1.7          | 1.6          | 1.6          | 1.6          | 1.5          | 1.4          | 1.4          |
| 27   | Tobacco products .....                             | 0.2          | 0.2          | 0.2          | 0.2          | 0.2          | 0.2          | 0.2          | 0.2          | 0.2          | 0.2          | 0.2          | 0.2          |
| 28   | Textile mill products .....                        | 0.4          | 0.4          | 0.4          | 0.4          | 0.4          | 0.4          | 0.4          | 0.4          | 0.3          | 0.3          | 0.3          | 0.3          |
| 29   | Apparel and other textile products .....           | 0.5          | 0.5          | 0.5          | 0.4          | 0.4          | 0.4          | 0.4          | 0.4          | 0.4          | 0.3          | 0.3          | 0.3          |
| 30   | Paper and allied products .....                    | 0.8          | 0.9          | 0.8          | 0.8          | 0.7          | 0.7          | 0.7          | 0.7          | 0.8          | 0.7          | 0.6          | 0.6          |
| 31   | Printing and publishing .....                      | 1.3          | 1.3          | 1.3          | 1.3          | 1.3          | 1.2          | 1.2          | 1.2          | 1.1          | 1.1          | 1.1          | 1.1          |
| 32   | Chemicals and allied products .....                | 1.8          | 1.9          | 1.9          | 1.9          | 1.9          | 1.9          | 1.8          | 2.0          | 2.0          | 2.0          | 1.9          | 1.8          |
| 33   | Petroleum and coal products .....                  | 0.5          | 0.6          | 0.5          | 0.5          | 0.5          | 0.4          | 0.5          | 0.4          | 0.4          | 0.4          | 0.4          | 0.3          |
| 34   | Rubber and miscellaneous plastics products .....   | 0.6          | 0.6          | 0.6          | 0.6          | 0.6          | 0.6          | 0.6          | 0.6          | 0.6          | 0.6          | 0.6          | 0.6          |
| 35   | Leather and leather products .....                 | 0.1          | 0.1          | 0.1          | 0.1          | 0.1          | 0.1          | 0.1          | 0.1          | 0.1          | 0.1          | 0.1          | 0.1          |
| 36   | <b>Transportation and public utilities</b> .....   | <b>9.0</b>   | <b>8.8</b>   | <b>8.5</b>   | <b>8.5</b>   | <b>8.7</b>   | <b>8.5</b>   | <b>8.6</b>   | <b>8.7</b>   | <b>8.7</b>   | <b>8.5</b>   | <b>8.6</b>   | <b>8.7</b>   |
| 37   | Transportation .....                               | 3.3          | 3.3          | 3.1          | 3.1          | 3.1          | 3.1          | 3.1          | 3.2          | 3.2          | 3.1          | 3.2          | 3.2          |
| 38   | Railroad transportation .....                      | 0.5          | 0.5          | 0.4          | 0.3          | 0.4          | 0.3          | 0.3          | 0.3          | 0.3          | 0.3          | 0.3          | 0.3          |
| 39   | Local and interurban passenger transit .....       | 0.2          | 0.2          | 0.2          | 0.2          | 0.2          | 0.2          | 0.2          | 0.2          | 0.2          | 0.2          | 0.2          | 0.2          |
| 40   | Trucking and warehousing .....                     | 1.4          | 1.3          | 1.2          | 1.2          | 1.2          | 1.2          | 1.2          | 1.2          | 1.2          | 1.2          | 1.2          | 1.2          |
| 41   | Water transportation .....                         | 0.2          | 0.2          | 0.2          | 0.2          | 0.2          | 0.2          | 0.2          | 0.2          | 0.2          | 0.2          | 0.2          | 0.2          |
| 42   | Transportation by air .....                        | 0.7          | 0.8          | 0.8          | 0.8          | 0.8          | 0.8          | 0.8          | 0.9          | 0.9          | 0.9          | 1.0          | 1.0          |
| 43   | Pipelines, except natural gas .....                | 0.2          | 0.1          | 0.1          | 0.1          | 0.1          | 0.1          | 0.1          | 0.1          | 0.1          | 0.1          | 0.1          | 0.1          |
| 44   | Transportation services .....                      | 0.3          | 0.3          | 0.3          | 0.3          | 0.3          | 0.3          | 0.3          | 0.3          | 0.3          | 0.3          | 0.3          | 0.3          |
| 45   | Communications .....                               | 2.6          | 2.6          | 2.5          | 2.6          | 2.6          | 2.6          | 2.7          | 2.7          | 2.7          | 2.7          | 2.9          | 3.0          |
| 46   | Telephone and telegraph .....                      | 2.3          | 2.2          | 2.1          | 2.1          | 2.1          | 2.0          | 2.1          | 2.1          | 2.0          | 2.1          | 2.3          | 2.3          |
| 47   | Radio and television .....                         | 0.4          | 0.4          | 0.4          | 0.5          | 0.5          | 0.6          | 0.6          | 0.6          | 0.7          | 0.6          | 0.6          | 0.7          |
| 48   | Electric, gas, and sanitary services .....         | 3.0          | 2.9          | 2.9          | 2.9          | 2.9          | 2.9          | 2.8          | 2.8          | 2.8          | 2.7          | 2.5          | 2.5          |
| 49   | <b>Wholesale trade</b> .....                       | <b>6.5</b>   | <b>6.8</b>   | <b>6.6</b>   | <b>6.5</b>   | <b>6.6</b>   | <b>6.6</b>   | <b>6.5</b>   | <b>6.8</b>   | <b>6.8</b>   | <b>6.8</b>   | <b>6.9</b>   | <b>7.0</b>   |
| 50   | <b>Retail trade</b> .....                          | <b>9.2</b>   | <b>9.0</b>   | <b>9.0</b>   | <b>8.7</b>   | <b>8.7</b>   | <b>8.7</b>   | <b>8.7</b>   | <b>8.8</b>   | <b>8.7</b>   | <b>8.8</b>   | <b>8.8</b>   | <b>8.9</b>   |
| 51   | <b>Finance, insurance, and real estate</b> .....   | <b>17.5</b>  | <b>17.5</b>  | <b>17.4</b>  | <b>17.4</b>  | <b>17.9</b>  | <b>18.1</b>  | <b>18.1</b>  | <b>17.8</b>  | <b>18.2</b>  | <b>18.4</b>  | <b>18.8</b>  | <b>19.1</b>  |
| 52   | Depository institutions .....                      | 3.0          | 2.9          | 2.9          | 3.0          | 3.2          | 3.2          | 3.0          | 2.8          | 3.1          | 3.1          | 3.3          | 3.3          |
| 53   | Nondepository institutions .....                   | 0.4          | 0.4          | 0.4          | 0.4          | 0.4          | 0.4          | 0.5          | 0.4          | 0.5          | 0.5          | 0.6          | 0.9          |
| 54   | Security and commodity brokers .....               | 0.9          | 0.8          | 0.8          | 0.7          | 0.7          | 0.9          | 1.0          | 1.1          | 1.1          | 1.4          | 1.4          | 1.3          |
| 55   | Insurance carriers .....                           | 0.9          | 1.1          | 1.1          | 1.1          | 1.4          | 1.3          | 1.5          | 1.5          | 1.6          | 1.6          | 1.7          | 1.6          |
| 56   | Insurance agents, brokers, and service .....       | 0.6          | 0.7          | 0.6          | 0.6          | 0.6          | 0.6          | 0.6          | 0.6          | 0.6          | 0.6          | 0.6          | 0.6          |
| 57   | Real estate .....                                  | 11.2         | 11.5         | 11.5         | 11.5         | 11.5         | 11.5         | 11.3         | 11.2         | 11.3         | 11.2         | 11.1         | 11.0         |
| 58   | Nonfarm housing services .....                     | 8.3          | 8.3          | 8.3          | 8.4          | 8.6          | 8.6          | 8.4          | 8.4          | 8.5          | 8.4          | 8.2          | 8.1          |
| 59   | Other real estate .....                            | 2.9          | 3.2          | 3.2          | 3.1          | 2.9          | 2.9          | 2.9          | 2.8          | 2.8          | 2.8          | 2.9          | 2.9          |
| 60   | Holding and other investment offices .....         | 0.4          | 0.1          | 0.0          | 0.1          | 0.1          | 0.1          | 0.2          | 0.1          | 0.1          | 0.1          | 0.1          | 0.3          |
| 61   | <b>Services</b> .....                              | <b>16.7</b>  | <b>17.4</b>  | <b>17.8</b>  | <b>18.5</b>  | <b>18.8</b>  | <b>19.3</b>  | <b>19.4</b>  | <b>19.3</b>  | <b>19.8</b>  | <b>20.0</b>  | <b>20.4</b>  | <b>21.0</b>  |
| 62   | Hotels and other lodging places .....              | 0.8          | 0.8          | 0.8          | 0.8          | 0.8          | 0.8          | 0.8          | 0.8          | 0.8          | 0.8          | 0.9          | 0.9          |
| 63   | Personal services .....                            | 0.7          | 0.7          | 0.7          | 0.7          | 0.6          | 0.6          | 0.7          | 0.6          | 0.6          | 0.6          | 0.6          | 0.6          |
| 64   | Business services .....                            | 3.1          | 3.3          | 3.3          | 3.5          | 3.4          | 3.6          | 3.7          | 3.9          | 4.1          | 4.4          | 4.8          | 5.2          |
| 65   | Auto repair, services, and parking .....           | 0.9          | 0.9          | 0.8          | 0.9          | 0.9          | 0.8          | 0.8          | 0.9          | 0.9          | 0.9          | 0.9          | 0.9          |
| 66   | Miscellaneous repair services .....                | 0.3          | 0.3          | 0.3          | 0.3          | 0.3          | 0.3          | 0.3          | 0.3          | 0.3          | 0.3          | 0.3          | 0.3          |
| 67   | Motion pictures .....                              | 0.3          | 0.3          | 0.3          | 0.3          | 0.3          | 0.3          | 0.3          | 0.3          | 0.3          | 0.3          | 0.3          | 0.3          |
| 68   | Amusement and recreation services .....            | 0.6          | 0.6          | 0.6          | 0.6          | 0.7          | 0.7          | 0.7          | 0.7          | 0.7          | 0.7          | 0.8          | 0.8          |
| 69   | Health services .....                              | 4.9          | 5.0          | 5.1          | 5.4          | 5.8          | 6.0          | 5.9          | 5.9          | 5.9          | 5.9          | 5.7          | 5.7          |
| 70   | Legal services .....                               | 1.3          | 1.4          | 1.4          | 1.4          | 1.4          | 1.5          | 1.4          | 1.3          | 1.4          | 1.3          | 1.3          | 1.3          |
| 71   | Educational services .....                         | 0.7          | 0.7          | 0.7          | 0.7          | 0.7          | 0.7          | 0.7          | 0.7          | 0.8          | 0.7          | 0.7          | 0.8          |
| 72   | Social services .....                              | 0.4          | 0.5          | 0.5          | 0.5          | 0.6          | 0.6          | 0.6          | 0.6          | 0.6          | 0.6          | 0.6          | 0.7          |
| 73   | Membership organizations .....                     | 0.6          | 0.6          | 0.6          | 0.6          | 0.6          | 0.6          | 0.7          | 0.7          | 0.6          | 0.6          | 0.6          | 0.6          |
| 74   | Other services .....                               | 2.2          | 2.3          | 2.5          | 2.6          | 2.5          | 2.5          | 2.6          | 2.5          | 2.6          | 2.7          | 2.8          | 2.9          |
| 75   | Private households .....                           | 0.2          | 0.2          | 0.2          | 0.2          | 0.2          | 0.2          | 0.2          | 0.2          | 0.2          | 0.2          | 0.1          | 0.2          |
| 76   | <b>Statistical discrepancy</b> <sup>1</sup> .....  | <b>0.1</b>   | <b>-0.8</b>  | <b>0.3</b>   | <b>0.5</b>   | <b>0.3</b>   | <b>0.7</b>   | <b>1.0</b>   | <b>0.8</b>   | <b>0.4</b>   | <b>0.4</b>   | <b>0.0</b>   | <b>-0.5</b>  |
| 77   | <b>Government</b> .....                            | <b>13.9</b>  | <b>13.8</b>  | <b>13.7</b>  | <b>13.9</b>  | <b>14.3</b>  | <b>14.2</b>  | <b>13.9</b>  | <b>13.6</b>  | <b>13.4</b>  | <b>13.1</b>  | <b>12.8</b>  | <b>12.6</b>  |
| 78   | <b>Federal</b> .....                               | <b>5.5</b>   | <b>5.3</b>   | <b>5.2</b>   | <b>5.2</b>   | <b>5.4</b>   | <b>5.3</b>   | <b>5.1</b>   | <b>4.8</b>   | <b>4.6</b>   | <b>4.4</b>   | <b>4.3</b>   | <b>4.1</b>   |
| 79   | General government .....                           | 4.7          | 4.6          | 4.5          | 4.5          | 4.6          | 4.5          | 4.3          | 4.1          | 3.9          | 3.7          | 3.5          | 3.4          |
| 80   | Government enterprises .....                       | 0.7          | 0.7          | 0.7          | 0.7          | 0.8          | 0.8          | 0.7          | 0.7          | 0.7          | 0.7          | 0.7          | 0.7          |
| 81   | <b>State and local</b> .....                       | <b>8.5</b>   | <b>8.5</b>   | <b>8.5</b>   | <b>8.7</b>   | <b>8.9</b>   | <b>8.9</b>   | <b>8.9</b>   | <b>8.8</b>   | <b>8.7</b>   | <b>8.6</b>   | <b>8.5</b>   | <b>8.4</b>   |
| 82   | General government .....                           | 7.8          | 7.8          | 7.8          | 8.0          | 8.2          | 8.1          | 8.1          | 8.0          | 8.0          | 7.9          | 7.8          | 7.7          |
| 83   | Government enterprises .....                       | 0.7          | 0.7          | 0.7          |              |              |              |              |              |              |              |              |              |

Table 3.—Components of Gross Product in Current Dollars by Industry Group, 1987–98

[Billions of dollars]

| Line |  | 1987           | 1988           | 1989           | 1990           | 1991           | 1992           | 1993           | 1994           | 1995           | 1996           | 1997           | 1998           |
|------|--|----------------|----------------|----------------|----------------|----------------|----------------|----------------|----------------|----------------|----------------|----------------|----------------|
| 1    | <b>Gross domestic product</b> .....              | <b>4,742.5</b> | <b>5,108.3</b> | <b>5,489.1</b> | <b>5,803.2</b> | <b>5,986.2</b> | <b>6,318.9</b> | <b>6,642.3</b> | <b>7,054.3</b> | <b>7,400.5</b> | <b>7,813.2</b> | <b>8,300.8</b> | <b>8,759.9</b> |
| 2    | Compensation of employees .....                  | 2,756.9        | 2,974.7        | 3,152.3        | 3,353.3        | 3,457.7        | 3,648.1        | 3,818.1        | 4,020.6        | 4,207.0        | 4,400.1        | 4,680.7        | 5,016.4        |
| 3    | Indirect business tax and nontax liability ..... | 369.3          | 392.6          | 420.7          | 447.3          | 482.3          | 510.6          | 540.1          | 575.3          | 594.6          | 620.0          | 645.8          | 677.0          |
| 4    | Property-type income .....                       | 1,612.9        | 1,783.2        | 1,899.7        | 1,972.0        | 2,026.6        | 2,116.6        | 2,220.4        | 2,400.0        | 2,572.5        | 2,760.2        | 2,977.5        | 3,114.1        |
| 5    | Statistical discrepancy <sup>1</sup> .....       | 3.3            | -42.2          | 16.3           | 30.6           | 19.6           | 43.7           | 63.8           | 58.5           | 26.5           | 32.8           | -3.2           | -47.6          |
| 6    | <b>Private industries</b> .....                  | <b>4,081.4</b> | <b>4,401.8</b> | <b>4,735.5</b> | <b>4,996.7</b> | <b>5,129.1</b> | <b>5,424.5</b> | <b>5,717.5</b> | <b>6,096.7</b> | <b>6,411.1</b> | <b>6,792.8</b> | <b>7,241.4</b> | <b>7,659.8</b> |
| 7    | Compensation of employees .....                  | 2,198.2        | 2,378.1        | 2,517.9        | 2,670.8        | 2,735.9        | 2,895.1        | 3,040.6        | 3,217.6        | 3,382.8        | 3,550.5        | 3,803.2        | 4,106.6        |
| 8    | Indirect business tax and nontax liability ..... | 369.3          | 392.6          | 420.7          | 447.3          | 482.3          | 510.6          | 540.1          | 575.3          | 594.6          | 620.0          | 645.8          | 677.0          |
| 9    | Property-type income .....                       | 1,510.6        | 1,673.3        | 1,780.6        | 1,848.0        | 1,891.2        | 1,975.1        | 2,073.1        | 2,245.3        | 2,407.2        | 2,589.4        | 2,795.6        | 2,923.8        |
| 10   | Statistical discrepancy <sup>1</sup> .....       | 3.3            | -42.2          | 16.3           | 30.6           | 19.6           | 43.7           | 63.8           | 58.5           | 26.5           | 32.8           | -3.2           | -47.6          |
| 11   | Agriculture, forestry and fishing .....          | 88.9           | 89.1           | 102.0          | 108.3          | 102.9          | 111.7          | 108.3          | 118.5          | 109.8          | 130.4          | 129.7          | 125.2          |
| 12   | Compensation of employees .....                  | 21.5           | 24.3           | 26.3           | 29.9           | 30.3           | 30.6           | 32.8           | 34.8           | 37.0           | 39.8           | 42.7           | 46.4           |
| 13   | Indirect business tax and nontax liability ..... | 4.8            | 4.9            | 5.2            | 5.6            | 5.6            | 5.8            | 5.8            | 6.2            | 6.6            | 6.7            | 7.0            | 7.1            |
| 14   | Property-type income .....                       | 62.6           | 59.9           | 70.6           | 72.8           | 67.0           | 75.2           | 69.8           | 77.5           | 66.3           | 83.9           | 80.0           | 71.7           |
| 15   | Mining .....                                     | 92.2           | 99.2           | 97.1           | 111.9          | 96.7           | 87.6           | 88.4           | 90.2           | 95.7           | 113.0          | 121.0          | 105.9          |
| 16   | Compensation of employees .....                  | 29.6           | 30.5           | 30.0           | 32.2           | 32.9           | 32.3           | 32.1           | 32.5           | 32.5           | 33.4           | 35.5           | 36.3           |
| 17   | Indirect business tax and nontax liability ..... | 10.3           | 10.5           | 10.6           | 11.7           | 11.7           | 11.5           | 11.4           | 11.4           | 11.3           | 12.2           | 12.1           | 11.9           |
| 18   | Property-type income .....                       | 52.3           | 58.2           | 56.4           | 68.0           | 52.1           | 43.8           | 44.9           | 46.4           | 51.8           | 67.5           | 73.5           | 57.7           |
| 19   | Construction .....                               | 219.3          | 237.2          | 245.8          | 248.7          | 232.7          | 234.4          | 248.9          | 275.3          | 290.3          | 316.4          | 343.1          | 373.2          |
| 20   | Compensation of employees .....                  | 145.6          | 157.8          | 164.8          | 170.5          | 160.3          | 159.2          | 165.9          | 182.6          | 193.1          | 208.2          | 227.2          | 249.0          |
| 21   | Indirect business tax and nontax liability ..... | 4.2            | 4.6            | 4.9            | 5.1            | 5.1            | 5.4            | 5.9            | 6.5            | 6.8            | 7.3            | 7.9            | 8.5            |
| 22   | Property-type income .....                       | 69.5           | 74.8           | 76.1           | 73.1           | 67.3           | 69.8           | 77.2           | 86.2           | 90.3           | 100.9          | 108.0          | 115.8          |
| 23   | Manufacturing .....                              | 888.6          | 979.9          | 1,017.7        | 1,040.6        | 1,043.5        | 1,082.0        | 1,131.4        | 1,223.2        | 1,289.1        | 1,316.0        | 1,377.2        | 1,432.8        |
| 24   | Compensation of employees .....                  | 609.8          | 650.5          | 673.6          | 690.3          | 696.1          | 725.9          | 754.5          | 793.5          | 813.3          | 822.4          | 867.6          | 914.9          |
| 25   | Indirect business tax and nontax liability ..... | 30.5           | 32.4           | 34.0           | 36.2           | 40.9           | 43.3           | 44.7           | 45.9           | 47.5           | 49.4           | 50.1           | 54.0           |
| 26   | Property-type income .....                       | 248.3          | 297.0          | 310.1          | 314.1          | 306.5          | 312.9          | 332.2          | 383.8          | 428.3          | 444.2          | 459.4          | 463.9          |
| 27   | Durable goods .....                              | 516.8          | 566.3          | 582.7          | 586.6          | 575.5          | 594.0          | 632.8          | 694.1          | 729.8          | 748.4          | 798.7          | 842.6          |
| 28   | Compensation of employees .....                  | 383.8          | 410.7          | 423.3          | 428.3          | 425.9          | 441.2          | 460.5          | 488.6          | 504.0          | 508.0          | 540.1          | 573.9          |
| 29   | Indirect business tax and nontax liability ..... | 11.2           | 12.2           | 12.8           | 13.6           | 14.3           | 15.1           | 15.9           | 16.7           | 17.5           | 18.7           | 19.3           | 20.0           |
| 30   | Property-type income .....                       | 121.8          | 143.4          | 146.7          | 144.7          | 135.3          | 137.6          | 156.4          | 188.7          | 208.4          | 221.7          | 239.3          | 248.8          |
| 31   | Nondurable goods .....                           | 371.8          | 413.6          | 434.9          | 454.0          | 468.0          | 488.0          | 498.6          | 529.1          | 559.2          | 567.6          | 578.5          | 590.1          |
| 32   | Compensation of employees .....                  | 226.0          | 239.8          | 250.4          | 262.0          | 270.2          | 284.6          | 294.0          | 304.9          | 309.4          | 314.4          | 327.5          | 341.0          |
| 33   | Indirect business tax and nontax liability ..... | 19.4           | 20.3           | 21.1           | 22.6           | 26.6           | 28.1           | 28.8           | 29.1           | 30.0           | 30.7           | 30.9           | 34.0           |
| 34   | Property-type income .....                       | 126.5          | 153.6          | 163.4          | 169.4          | 171.2          | 175.3          | 175.8          | 195.1          | 219.8          | 222.5          | 220.1          | 215.1          |
| 35   | Transportation and public utilities .....        | 426.2          | 449.0          | 468.7          | 490.9          | 518.3          | 538.5          | 573.3          | 611.4          | 642.6          | 666.3          | 713.2          | 759.1          |
| 36   | Compensation of employees .....                  | 192.1          | 200.3          | 208.5          | 221.5          | 229.4          | 239.8          | 250.2          | 267.3          | 275.1          | 285.0          | 301.6          | 322.4          |
| 37   | Indirect business tax and nontax liability ..... | 40.3           | 43.0           | 46.0           | 49.4           | 53.5           | 56.6           | 59.6           | 62.7           | 65.3           | 65.5           | 68.7           | 73.7           |
| 38   | Property-type income .....                       | 193.8          | 205.7          | 214.1          | 220.1          | 235.3          | 242.1          | 263.5          | 281.4          | 302.2          | 315.8          | 342.9          | 363.1          |
| 39   | Wholesale trade .....                            | 308.9          | 346.6          | 364.7          | 376.1          | 395.6          | 414.6          | 432.5          | 479.2          | 500.6          | 529.6          | 572.3          | 613.8          |
| 40   | Compensation of employees .....                  | 181.2          | 198.9          | 213.2          | 222.7          | 227.3          | 239.2          | 245.0          | 260.7          | 276.0          | 288.8          | 310.2          | 335.4          |
| 41   | Indirect business tax and nontax liability ..... | 67.3           | 74.8           | 78.8           | 81.7           | 90.4           | 94.9           | 100.8          | 113.7          | 116.1          | 118.9          | 122.6          | 126.9          |
| 42   | Property-type income .....                       | 60.4           | 72.9           | 72.8           | 71.8           | 78.0           | 80.6           | 86.7           | 104.8          | 108.5          | 121.9          | 139.5          | 151.5          |
| 43   | Retail trade .....                               | 434.5          | 461.5          | 492.7          | 507.8          | 523.7          | 551.7          | 578.0          | 620.6          | 646.8          | 687.1          | 734.1          | 781.9          |
| 44   | Compensation of employees .....                  | 262.6          | 281.2          | 295.4          | 308.5          | 315.5          | 332.5          | 343.1          | 363.4          | 382.0          | 398.3          | 420.2          | 446.6          |
| 45   | Indirect business tax and nontax liability ..... | 75.0           | 78.3           | 84.1           | 88.6           | 91.7           | 98.0           | 104.4          | 112.9          | 120.3          | 127.2          | 133.9          | 141.5          |
| 46   | Property-type income .....                       | 96.9           | 102.1          | 113.2          | 110.7          | 116.5          | 121.2          | 130.5          | 144.3          | 144.5          | 161.6          | 180.1          | 193.8          |
| 47   | Finance, insurance and real estate .....         | 829.7          | 893.7          | 954.5          | 1,010.3        | 1,072.2        | 1,140.9        | 1,205.3        | 1,254.8        | 1,347.2        | 1,436.8        | 1,561.6        | 1,674.2        |
| 48   | Compensation of employees .....                  | 204.6          | 221.5          | 229.3          | 243.6          | 253.5          | 275.4          | 300.5          | 311.4          | 322.8          | 351.8          | 381.8          | 425.9          |
| 49   | Indirect business tax and nontax liability ..... | 115.7          | 120.4          | 131.2          | 140.5          | 152.5          | 161.5          | 169.9          | 175.1          | 176.6          | 185.3          | 193.2          | 199.9          |
| 50   | Property-type income .....                       | 509.3          | 551.8          | 594.0          | 626.3          | 666.2          | 704.0          | 734.9          | 768.3          | 847.8          | 899.7          | 986.6          | 1,048.4        |
| 51   | Services .....                                   | 789.9          | 887.9          | 976.0          | 1,071.5        | 1,123.8        | 1,219.4        | 1,287.7        | 1,365.0        | 1,462.4        | 1,564.2        | 1,692.5        | 1,841.3        |
| 52   | Compensation of employees .....                  | 551.2          | 613.1          | 676.7          | 751.7          | 790.7          | 860.2          | 916.6          | 971.4          | 1,050.9        | 1,122.9        | 1,216.5        | 1,329.8        |
| 53   | Indirect business tax and nontax liability ..... | 21.2           | 23.8           | 26.1           | 28.7           | 30.8           | 33.5           | 37.5           | 41.0           | 44.1           | 47.5           | 50.4           | 53.5           |
| 54   | Property-type income .....                       | 217.5          | 251.0          | 273.2          | 291.1          | 302.3          | 325.7          | 333.5          | 352.6          | 367.5          | 393.9          | 425.6          | 458.0          |
| 55   | <b>Government</b> .....                          | <b>661.0</b>   | <b>706.5</b>   | <b>753.6</b>   | <b>806.6</b>   | <b>857.1</b>   | <b>894.4</b>   | <b>924.8</b>   | <b>957.6</b>   | <b>989.5</b>   | <b>1,020.4</b> | <b>1,059.4</b> | <b>1,100.1</b> |
| 56   | Compensation of employees .....                  | 558.8          | 596.5          | 634.5          | 682.6          | 721.8          | 753.0          | 777.5          | 803.0          | 824.2          | 849.6          | 877.5          | 909.9          |
| 57   | Indirect business tax and nontax liability ..... | 0              | 0              | 0              | 0              | 0              | 0              | 0              | 0              | 0              | 0              | 0              | 0              |
| 58   | Property-type income .....                       | 102.3          | 109.9          | 119.1          | 124.0          | 135.3          | 141.4          | 147.3          | 154.6          | 165.3          | 170.8          | 181.9          | 190.3          |

1. Equals GDP measured as the sum of expenditures less gross domestic income.



Table 4.—Components of Gross Product in Current Dollars as a Percentage of Gross Domestic Product by Industry Group, 1987–98

[Percent]

| Line |  | 1987         | 1988         | 1989         | 1990         | 1991         | 1992         | 1993         | 1994         | 1995         | 1996         | 1997         | 1998         |
|------|--|--------------|--------------|--------------|--------------|--------------|--------------|--------------|--------------|--------------|--------------|--------------|--------------|
| 1    | <b>Gross domestic product</b> .....              | <b>100.0</b> | <b>100.0</b> | <b>100.0</b> | <b>100.0</b> | <b>100.0</b> | <b>100.0</b> | <b>100.0</b> | <b>100.0</b> | <b>100.0</b> | <b>100.0</b> | <b>100.0</b> | <b>100.0</b> |
| 2    | Compensation of employees .....                  | 58.1         | 58.2         | 57.4         | 57.8         | 57.8         | 57.7         | 57.5         | 57.0         | 56.8         | 56.3         | 56.4         | 57.3         |
| 3    | Indirect business tax and nontax liability ..... | 7.8          | 7.7          | 7.7          | 7.7          | 8.1          | 8.1          | 8.1          | 8.2          | 8.0          | 7.9          | 7.8          | 7.7          |
| 4    | Property-type income .....                       | 34.0         | 34.9         | 34.6         | 34.0         | 33.9         | 33.5         | 33.4         | 34.0         | 34.8         | 35.3         | 35.9         | 35.5         |
| 5    | Statistical discrepancy <sup>1</sup> .....       | 0.1          | -0.8         | 0.3          | 0.5          | 0.3          | 0.7          | 1.0          | 0.8          | 0.4          | 0.4          | 0            | -0.5         |
| 6    | <b>Private industries</b> .....                  | <b>100.0</b> | <b>100.0</b> | <b>100.0</b> | <b>100.0</b> | <b>100.0</b> | <b>100.0</b> | <b>100.0</b> | <b>100.0</b> | <b>100.0</b> | <b>100.0</b> | <b>100.0</b> | <b>100.0</b> |
| 7    | Compensation of employees .....                  | 53.9         | 54.0         | 53.2         | 53.5         | 53.3         | 53.4         | 53.2         | 52.8         | 52.8         | 52.3         | 52.5         | 53.6         |
| 8    | Indirect business tax and nontax liability ..... | 9.0          | 8.9          | 8.9          | 9.0          | 9.4          | 9.4          | 9.4          | 9.4          | 9.3          | 9.1          | 8.9          | 8.8          |
| 9    | Property-type income .....                       | 37.0         | 38.0         | 37.6         | 37.0         | 36.9         | 36.4         | 36.3         | 36.8         | 37.5         | 38.1         | 38.6         | 38.2         |
| 10   | Statistical discrepancy <sup>1</sup> .....       | 0.1          | -1.0         | 0.3          | 0.6          | 0.4          | 0.8          | 1.1          | 1.0          | 0.4          | 0.5          | 0            | -0.6         |
| 11   | Agriculture, forestry and fishing .....          | 100.0        | 100.0        | 100.0        | 100.0        | 100.0        | 100.0        | 100.0        | 100.0        | 100.0        | 100.0        | 100.0        | 100.0        |
| 12   | Compensation of employees .....                  | 24.2         | 27.3         | 25.8         | 27.6         | 29.4         | 27.4         | 30.2         | 29.3         | 33.7         | 30.5         | 33.0         | 37.0         |
| 13   | Indirect business tax and nontax liability ..... | 5.4          | 5.5          | 5.0          | 5.1          | 5.5          | 5.2          | 5.4          | 5.2          | 6.0          | 5.1          | 5.4          | 5.7          |
| 14   | Property-type income .....                       | 70.4         | 67.2         | 69.2         | 67.2         | 65.1         | 67.3         | 64.4         | 65.4         | 60.3         | 64.4         | 61.7         | 57.3         |
| 15   | Mining .....                                     | 100.0        | 100.0        | 100.0        | 100.0        | 100.0        | 100.0        | 100.0        | 100.0        | 100.0        | 100.0        | 100.0        | 100.0        |
| 16   | Compensation of employees .....                  | 32.2         | 30.8         | 31.0         | 28.7         | 34.0         | 36.9         | 36.3         | 36.0         | 34.0         | 29.5         | 29.3         | 34.3         |
| 17   | Indirect business tax and nontax liability ..... | 11.1         | 10.6         | 10.9         | 10.5         | 12.1         | 13.1         | 12.9         | 12.6         | 11.9         | 10.8         | 10.0         | 11.3         |
| 18   | Property-type income .....                       | 56.7         | 58.7         | 58.1         | 60.8         | 53.9         | 50.0         | 50.8         | 51.4         | 54.2         | 59.7         | 60.7         | 54.5         |
| 19   | Construction .....                               | 100.0        | 100.0        | 100.0        | 100.0        | 100.0        | 100.0        | 100.0        | 100.0        | 100.0        | 100.0        | 100.0        | 100.0        |
| 20   | Compensation of employees .....                  | 66.4         | 66.5         | 67.1         | 68.6         | 68.9         | 67.9         | 66.6         | 66.3         | 66.5         | 65.8         | 66.2         | 66.7         |
| 21   | Indirect business tax and nontax liability ..... | 1.9          | 1.9          | 2.0          | 2.0          | 2.2          | 2.3          | 2.4          | 2.4          | 2.4          | 2.3          | 2.3          | 2.3          |
| 22   | Property-type income .....                       | 31.7         | 31.5         | 31.0         | 29.4         | 28.9         | 29.8         | 31.0         | 31.3         | 31.1         | 31.9         | 31.5         | 31.0         |
| 23   | Manufacturing .....                              | 100.0        | 100.0        | 100.0        | 100.0        | 100.0        | 100.0        | 100.0        | 100.0        | 100.0        | 100.0        | 100.0        | 100.0        |
| 24   | Compensation of employees .....                  | 68.6         | 66.4         | 66.2         | 66.3         | 66.7         | 67.1         | 66.7         | 64.9         | 63.1         | 62.5         | 63.0         | 63.9         |
| 25   | Indirect business tax and nontax liability ..... | 3.4          | 3.3          | 3.3          | 3.5          | 3.9          | 4.0          | 4.0          | 3.7          | 3.7          | 3.8          | 3.6          | 3.8          |
| 26   | Property-type income .....                       | 27.9         | 30.3         | 30.5         | 30.2         | 29.4         | 28.9         | 29.4         | 31.4         | 33.2         | 33.8         | 33.4         | 32.4         |
| 27   | Durable goods .....                              | 100.0        | 100.0        | 100.0        | 100.0        | 100.0        | 100.0        | 100.0        | 100.0        | 100.0        | 100.0        | 100.0        | 100.0        |
| 28   | Compensation of employees .....                  | 74.3         | 72.5         | 72.6         | 73.0         | 74.0         | 74.3         | 72.8         | 70.4         | 69.1         | 67.9         | 67.6         | 68.1         |
| 29   | Indirect business tax and nontax liability ..... | 2.2          | 2.1          | 2.2          | 2.3          | 2.5          | 2.5          | 2.5          | 2.4          | 2.4          | 2.5          | 2.4          | 2.4          |
| 30   | Property-type income .....                       | 23.6         | 25.3         | 25.2         | 24.7         | 23.5         | 23.2         | 24.7         | 27.2         | 28.6         | 29.6         | 30.0         | 29.5         |
| 31   | Nondurable goods .....                           | 100.0        | 100.0        | 100.0        | 100.0        | 100.0        | 100.0        | 100.0        | 100.0        | 100.0        | 100.0        | 100.0        | 100.0        |
| 32   | Compensation of employees .....                  | 60.8         | 58.0         | 57.6         | 57.7         | 57.7         | 58.3         | 59.0         | 57.6         | 55.3         | 55.4         | 56.6         | 57.8         |
| 33   | Indirect business tax and nontax liability ..... | 5.2          | 4.9          | 4.9          | 5.0          | 5.7          | 5.8          | 5.8          | 5.5          | 5.4          | 5.4          | 5.3          | 5.8          |
| 34   | Property-type income .....                       | 34.0         | 37.1         | 37.6         | 37.3         | 36.6         | 35.9         | 35.3         | 36.9         | 39.3         | 39.2         | 38.1         | 36.5         |
| 35   | Transportation and public utilities .....        | 100.0        | 100.0        | 100.0        | 100.0        | 100.0        | 100.0        | 100.0        | 100.0        | 100.0        | 100.0        | 100.0        | 100.0        |
| 36   | Compensation of employees .....                  | 45.1         | 44.6         | 44.5         | 45.1         | 44.3         | 44.5         | 43.6         | 43.7         | 42.8         | 42.8         | 42.3         | 42.5         |
| 37   | Indirect business tax and nontax liability ..... | 9.5          | 9.6          | 9.8          | 10.1         | 10.3         | 10.5         | 10.4         | 10.3         | 10.2         | 9.8          | 9.6          | 9.7          |
| 38   | Property-type income .....                       | 45.5         | 45.8         | 45.7         | 44.8         | 45.4         | 45.0         | 46.0         | 46.0         | 47.0         | 47.4         | 48.1         | 47.8         |
| 39   | Wholesale trade .....                            | 100.0        | 100.0        | 100.0        | 100.0        | 100.0        | 100.0        | 100.0        | 100.0        | 100.0        | 100.0        | 100.0        | 100.0        |
| 40   | Compensation of employees .....                  | 58.7         | 57.4         | 58.4         | 59.2         | 57.4         | 57.7         | 56.6         | 54.4         | 55.1         | 54.5         | 54.2         | 54.6         |
| 41   | Indirect business tax and nontax liability ..... | 21.8         | 21.6         | 21.6         | 21.7         | 22.8         | 22.9         | 23.3         | 23.7         | 23.2         | 22.4         | 21.4         | 20.7         |
| 42   | Property-type income .....                       | 19.6         | 21.0         | 20.0         | 19.1         | 19.7         | 19.4         | 20.0         | 21.9         | 21.7         | 23.0         | 24.4         | 24.7         |
| 43   | Retail trade .....                               | 100.0        | 100.0        | 100.0        | 100.0        | 100.0        | 100.0        | 100.0        | 100.0        | 100.0        | 100.0        | 100.0        | 100.0        |
| 44   | Compensation of employees .....                  | 60.4         | 60.9         | 60.0         | 60.8         | 60.2         | 60.3         | 59.4         | 58.6         | 59.1         | 58.0         | 57.2         | 57.1         |
| 45   | Indirect business tax and nontax liability ..... | 17.3         | 17.0         | 17.1         | 17.4         | 17.5         | 17.8         | 18.1         | 18.2         | 18.6         | 18.5         | 18.2         | 18.1         |
| 46   | Property-type income .....                       | 22.3         | 22.1         | 23.0         | 21.8         | 22.2         | 22.0         | 22.6         | 23.3         | 22.3         | 23.5         | 24.5         | 24.8         |
| 47   | Finance, insurance and real estate .....         | 100.0        | 100.0        | 100.0        | 100.0        | 100.0        | 100.0        | 100.0        | 100.0        | 100.0        | 100.0        | 100.0        | 100.0        |
| 48   | Compensation of employees .....                  | 24.7         | 24.8         | 24.0         | 24.1         | 23.6         | 24.1         | 24.9         | 24.8         | 24.0         | 24.5         | 24.4         | 25.4         |
| 49   | Indirect business tax and nontax liability ..... | 14.0         | 13.5         | 13.7         | 13.9         | 14.2         | 14.2         | 14.1         | 14.0         | 13.1         | 12.9         | 12.4         | 11.9         |
| 50   | Property-type income .....                       | 61.4         | 61.7         | 62.2         | 62.0         | 62.1         | 61.7         | 61.0         | 61.2         | 62.9         | 62.6         | 63.2         | 62.6         |
| 51   | Services .....                                   | 100.0        | 100.0        | 100.0        | 100.0        | 100.0        | 100.0        | 100.0        | 100.0        | 100.0        | 100.0        | 100.0        | 100.0        |
| 52   | Compensation of employees .....                  | 69.8         | 69.0         | 69.3         | 70.1         | 70.4         | 70.5         | 71.2         | 71.2         | 71.9         | 71.8         | 71.9         | 72.2         |
| 53   | Indirect business tax and nontax liability ..... | 2.7          | 2.7          | 2.7          | 2.7          | 2.7          | 2.7          | 2.9          | 3.0          | 3.0          | 3.0          | 3.0          | 2.9          |
| 54   | Property-type income .....                       | 27.5         | 28.3         | 28.0         | 27.2         | 26.9         | 26.7         | 25.9         | 25.8         | 25.1         | 25.2         | 25.1         | 24.9         |
| 55   | <b>Government</b> .....                          | <b>100.0</b> | <b>100.0</b> | <b>100.0</b> | <b>100.0</b> | <b>100.0</b> | <b>100.0</b> | <b>100.0</b> | <b>100.0</b> | <b>100.0</b> | <b>100.0</b> | <b>100.0</b> | <b>100.0</b> |
| 56   | Compensation of employees .....                  | 84.5         | 84.4         | 84.2         | 84.6         | 84.2         | 84.2         | 84.1         | 83.9         | 83.3         | 83.3         | 82.8         | 82.7         |
| 57   | Indirect business tax and nontax liability ..... | 0            | 0            | 0            | 0            | 0            | 0            | 0            | 0            | 0            | 0            | 0            | 0            |
| 58   | Property-type income .....                       | 15.5         | 15.6         | 15.8         | 15.4         | 15.8         | 15.8         | 15.9         | 16.1         | 16.7         | 16.7         | 17.2         | 17.3         |

1. Equals GDP measured as the sum of expenditures less gross domestic income.

Table 5.—Chain-Type Quantity Indexes for Gross Domestic Product by Industry, 1987–98

[1996=100]

| Line |  | 1987         | 1988          | 1989         | 1990         | 1991         | 1992          | 1993         | 1994          | 1995         | 1996          | 1997          | 1998          |
|------|--|--------------|---------------|--------------|--------------|--------------|---------------|--------------|---------------|--------------|---------------|---------------|---------------|
| 1    | <b>Gross domestic product</b> .....                | <b>78.24</b> | <b>81.51</b>  | <b>84.37</b> | <b>85.85</b> | <b>85.45</b> | <b>88.06</b>  | <b>90.39</b> | <b>94.04</b>  | <b>96.55</b> | <b>100.00</b> | <b>104.25</b> | <b>108.74</b> |
| 2    | <b>Private industries</b> .....                    | <b>76.73</b> | <b>80.17</b>  | <b>83.15</b> | <b>84.46</b> | <b>84.03</b> | <b>86.57</b>  | <b>88.97</b> | <b>92.96</b>  | <b>95.82</b> | <b>100.00</b> | <b>105.20</b> | <b>110.57</b> |
| 3    | <b>Agriculture, forestry, and fishing</b> .....    | <b>84.57</b> | <b>77.59</b>  | <b>85.38</b> | <b>90.85</b> | <b>92.99</b> | <b>100.19</b> | <b>93.96</b> | <b>104.08</b> | <b>94.40</b> | <b>100.00</b> | <b>109.68</b> | <b>109.58</b> |
| 4    | Farms .....  | 85.45        | 76.20         | 86.20        | 91.28        | 92.86        | 103.76        | 93.04        | 108.75        | 92.69        | 100.00        | 112.04        | 109.23        |
| 5    | Agricultural services, forestry, and fishing ..... | 83.04        | 82.19         | 83.85        | 90.45        | 94.11        | 92.49         | 96.28        | 94.60         | 98.29        | 100.00        | 104.60        | 109.60        |
| 6    | <b>Mining</b> .....                                | <b>87.17</b> | <b>101.32</b> | <b>90.98</b> | <b>93.63</b> | <b>89.46</b> | <b>84.66</b>  | <b>89.43</b> | <b>95.64</b>  | <b>99.94</b> | <b>100.00</b> | <b>105.63</b> | <b>111.80</b> |
| 7    | Metal mining .....                                 | 55.88        | 64.03         | 65.00        | 75.03        | 95.79        | 101.81        | 100.30       | 96.86         | 94.68        | 100.00        | 109.82        | 123.10        |
| 8    | Coal mining .....                                  | 60.49        | 64.54         | 65.03        | 67.47        | 68.27        | 75.34         | 75.41        | 86.26         | 90.19        | 100.00        | 103.91        | 113.85        |
| 9    | Oil and gas extraction .....                       | 94.60        | 114.36        | 99.12        | 101.59       | 94.49        | 85.34         | 92.43        | 97.30         | 102.94       | 100.00        | 105.03        | 109.69        |
| 10   | Nonmetallic minerals, except fuels .....           | 90.90        | 86.81         | 83.21        | 81.78        | 77.26        | 79.91         | 77.63        | 92.05         | 91.74        | 100.00        | 110.40        | 121.07        |
| 11   | <b>Construction</b> .....                          | <b>87.97</b> | <b>92.96</b>  | <b>93.64</b> | <b>91.87</b> | <b>84.94</b> | <b>85.88</b>  | <b>88.23</b> | <b>93.92</b>  | <b>94.69</b> | <b>100.00</b> | <b>104.07</b> | <b>108.37</b> |
| 12   | <b>Manufacturing</b> .....                         | <b>79.50</b> | <b>85.12</b>  | <b>84.46</b> | <b>83.76</b> | <b>81.02</b> | <b>82.45</b>  | <b>85.33</b> | <b>91.63</b>  | <b>97.62</b> | <b>100.00</b> | <b>105.27</b> | <b>110.08</b> |
| 13   | Durable goods .....                                | 72.29        | 79.14         | 78.78        | 78.18        | 74.74        | 76.02         | 80.21        | 87.71         | 95.51        | 100.00        | 109.58        | 121.12        |
| 14   | Lumber and wood products .....                     | 126.60       | 124.47        | 118.66       | 112.95       | 103.35       | 99.02         | 92.45        | 97.35         | 104.17       | 100.00        | 100.95        | 105.66        |
| 15   | Furniture and fixtures .....                       | 92.94        | 92.52         | 92.92        | 87.47        | 82.27        | 89.24         | 97.20        | 97.37         | 100.16       | 100.00        | 107.37        | 114.74        |
| 16   | Stone, clay, and glass products .....              | 80.24        | 83.57         | 88.44        | 88.72        | 80.92        | 89.22         | 87.74        | 96.41         | 98.96        | 100.00        | 112.60        | 119.81        |
| 17   | Primary metal industries .....                     | 83.49        | 88.76         | 85.94        | 85.88        | 84.28        | 85.90         | 95.41        | 99.29         | 97.59        | 100.00        | 101.61        | 109.13        |
| 18   | Fabricated metal products .....                    | 83.07        | 88.30         | 84.72        | 81.73        | 75.98        | 77.56         | 81.38        | 92.78         | 97.45        | 100.00        | 105.31        | 106.56        |
| 19   | Industrial machinery and equipment .....           | 53.88        | 64.63         | 67.91        | 68.59        | 63.06        | 67.81         | 71.03        | 78.33         | 91.53        | 100.00        | 116.77        | 141.98        |
| 20   | Electronic and other electric equipment .....      | 35.22        | 39.69         | 43.33        | 44.81        | 47.49        | 47.88         | 55.48        | 67.41         | 84.04        | 100.00        | 119.05        | 144.99        |
| 21   | Motor vehicles and equipment .....                 | 92.85        | 99.31         | 83.64        | 74.48        | 63.84        | 74.47         | 92.30        | 107.48        | 111.85       | 100.00        | 108.58        | 113.60        |
| 22   | Other transportation equipment .....               | 148.27       | 145.60        | 146.68       | 147.07       | 142.79       | 124.88        | 113.33       | 101.53        | 96.11        | 100.00        | 106.65        | 112.44        |
| 23   | Instruments and related products .....             | 112.81       | 135.66        | 124.03       | 128.26       | 125.42       | 119.09        | 106.49       | 100.09        | 97.80        | 100.00        | 93.08         | 92.39         |
| 24   | Miscellaneous manufacturing industries .....       | 82.94        | 94.10         | 96.93        | 96.11        | 90.91        | 86.64         | 89.93        | 95.27         | 98.18        | 100.00        | 105.72        | 106.64        |
| 25   | Nondurable goods .....                             | 90.20        | 93.64         | 92.51        | 91.65        | 90.00        | 91.62         | 92.56        | 97.11         | 100.48       | 100.00        | 99.69         | 96.27         |
| 26   | Food and kindred products .....                    | 87.78        | 95.75         | 91.24        | 92.30        | 94.11        | 93.88         | 96.55        | 94.89         | 112.32       | 100.00        | 96.45         | 95.61         |
| 27   | Tobacco products .....                             | 152.12       | 142.01        | 117.19       | 97.72        | 77.59        | 64.57         | 62.55        | 93.22         | 105.72       | 100.00        | 97.61         | 78.27         |
| 28   | Textile mill products .....                        | 87.14        | 85.97         | 87.07        | 90.01        | 90.05        | 100.97        | 102.35       | 106.16        | 102.50       | 100.00        | 99.11         | 96.15         |
| 29   | Apparel and other textile products .....           | 97.67        | 102.47        | 103.92       | 101.23       | 100.08       | 102.91        | 102.27       | 105.46        | 103.93       | 100.00        | 96.40         | 91.72         |
| 30   | Paper and allied products .....                    | 91.87        | 95.65         | 92.85        | 93.87        | 96.01        | 98.70         | 108.56       | 109.76        | 93.41        | 100.00        | 104.33        | 99.08         |
| 31   | Printing and publishing .....                      | 117.41       | 120.99        | 121.82       | 116.56       | 110.90       | 109.43        | 102.53       | 104.99        | 101.04       | 100.00        | 97.01         | 98.12         |
| 32   | Chemicals and allied products .....                | 79.08        | 79.60         | 80.19        | 85.36        | 84.05        | 86.39         | 85.95        | 94.67         | 96.34        | 100.00        | 103.15        | 97.32         |
| 33   | Petroleum and coal products .....                  | 96.21        | 102.06        | 94.19        | 75.95        | 66.43        | 69.74         | 71.42        | 72.85         | 88.95        | 100.00        | 85.50         | 79.54         |
| 34   | Rubber and miscellaneous plastics products .....   | 59.70        | 63.10         | 69.35        | 68.38        | 70.60        | 76.39         | 82.91        | 90.32         | 94.62        | 100.00        | 108.24        | 107.99        |
| 35   | Leather and leather products .....                 | 122.01       | 124.40        | 127.00       | 124.28       | 124.83       | 124.25        | 116.16       | 121.99        | 126.26       | 100.00        | 106.58        | 99.88         |
| 36   | <b>Transportation and public utilities</b> .....   | <b>69.10</b> | <b>71.89</b>  | <b>75.10</b> | <b>78.78</b> | <b>81.50</b> | <b>83.40</b>  | <b>86.49</b> | <b>90.97</b>  | <b>95.23</b> | <b>100.00</b> | <b>105.07</b> | <b>108.95</b> |
| 37   | Transportation .....                               | 66.72        | 68.76         | 70.91        | 74.21        | 76.38        | 79.54         | 82.66        | 89.82         | 92.47        | 100.00        | 105.52        | 107.48        |
| 38   | Railroad transportation .....                      | 76.67        | 81.73         | 73.83        | 77.34        | 89.02        | 88.60         | 89.39        | 94.37         | 96.85        | 100.00        | 98.19         | 96.75         |
| 39   | Local and interurban passenger transit .....       | 96.58        | 90.17         | 98.32        | 95.03        | 92.90        | 92.60         | 94.41        | 95.48         | 98.28        | 100.00        | 109.96        | 113.90        |
| 40   | Trucking and warehousing .....                     | 70.98        | 71.32         | 73.13        | 74.00        | 77.80        | 82.24         | 85.85        | 92.58         | 94.07        | 100.00        | 105.88        | 104.91        |
| 41   | Water transportation .....                         | 67.30        | 67.34         | 75.74        | 83.54        | 86.42        | 84.89         | 86.43        | 92.96         | 92.57        | 100.00        | 109.97        | 109.61        |
| 42   | Transportation by air .....                        | 47.82        | 54.29         | 58.30        | 66.28        | 63.53        | 69.47         | 73.29        | 84.15         | 88.88        | 100.00        | 106.66        | 110.31        |
| 43   | Pipelines, except natural gas .....                | 132.47       | 113.32        | 114.51       | 100.71       | 108.53       | 103.78        | 105.64       | 96.71         | 87.87        | 100.00        | 111.66        | 121.32        |
| 44   | Transportation services .....                      | 70.29        | 69.98         | 73.39        | 75.88        | 76.72        | 76.28         | 79.42        | 85.91         | 90.91        | 100.00        | 101.98        | 111.55        |
| 45   | Communications .....                               | 61.78        | 65.61         | 68.08        | 72.28        | 75.50        | 78.86         | 84.81        | 88.90         | 94.27        | 100.00        | 111.86        | 119.53        |
| 46   | Telephone and telegraph .....                      | 62.76        | 66.07         | 67.20        | 71.42        | 73.67        | 76.56         | 82.85        | 86.75         | 90.03        | 100.00        | 116.38        | 127.53        |
| 47   | Radio and television .....                         | 54.66        | 61.03         | 69.92        | 73.93        | 81.24        | 86.47         | 90.95        | 95.70         | 108.75       | 100.00        | 97.88         | 95.65         |
| 48   | Electric, gas, and sanitary services .....         | 79.63        | 82.23         | 87.65        | 91.23        | 94.07        | 92.77         | 92.83        | 94.45         | 99.50        | 100.00        | 97.57         | 99.88         |
| 49   | <b>Wholesale trade</b> .....                       | <b>66.76</b> | <b>71.63</b>  | <b>75.39</b> | <b>74.60</b> | <b>78.67</b> | <b>84.02</b>  | <b>85.43</b> | <b>90.94</b>  | <b>91.21</b> | <b>100.00</b> | <b>111.27</b> | <b>125.38</b> |
| 50   | <b>Retail trade</b> .....                          | <b>74.53</b> | <b>79.26</b>  | <b>81.87</b> | <b>81.43</b> | <b>80.71</b> | <b>82.92</b>  | <b>84.68</b> | <b>89.83</b>  | <b>93.35</b> | <b>100.00</b> | <b>107.59</b> | <b>115.81</b> |
| 51   | <b>Finance, insurance, and real estate</b> .....   | <b>81.37</b> | <b>84.15</b>  | <b>85.91</b> | <b>87.04</b> | <b>88.43</b> | <b>90.30</b>  | <b>92.49</b> | <b>93.79</b>  | <b>96.95</b> | <b>100.00</b> | <b>105.13</b> | <b>111.83</b> |
| 52   | Depository institutions .....                      | 91.54        | 90.29         | 95.79        | 101.23       | 102.27       | 97.39         | 97.05        | 94.55         | 100.57       | 100.00        | 100.29        | 107.01        |
| 53   | Nondepository institutions .....                   | 57.18        | 61.02         | 70.19        | 67.16        | 64.12        | 74.79         | 87.80        | 76.13         | 85.15        | 100.00        | 141.64        | 223.35        |
| 54   | Security and commodity brokers .....               | 38.39        | 39.48         | 41.81        | 38.89        | 37.01        | 47.08         | 58.39        | 70.25         | 70.78        | 100.00        | 114.94        | 126.19        |
| 55   | Insurance carriers .....                           | 88.99        | 101.98        | 92.95        | 90.92        | 110.91       | 99.77         | 106.59       | 103.51        | 105.29       | 100.00        | 106.20        | 105.08        |
| 56   | Insurance agents, brokers, and service .....       | 135.71       | 137.40        | 125.94       | 125.61       | 126.42       | 115.70        | 104.22       | 105.53        | 102.18       | 100.00        | 99.95         | 100.79        |
| 57   | Real estate .....                                  | 78.66        | 84.15         | 86.58        | 87.58        | 88.13        | 91.71         | 92.42        | 94.96         | 97.84        | 100.00        | 103.59        | 106.98        |
| 58   | Nonfarm housing services .....                     | 81.41        | 84.19         | 87.02        | 88.62        | 90.92        | 93.01         | 93.12        | 96.45         | 99.00        | 100.00        | 101.14        | 102.51        |
| 59   | Other real estate .....                            | 71.15        | 83.47         | 84.83        | 84.26        | 80.23        | 87.85         | 90.23        | 90.53         | 94.38        | 100.00        | 111.13        | 121.00        |
| 60   | Holding and other investment offices .....         | 1244.66      | 345.48        | 132.19       | 220.50       | 166.99       | 224.78        | 338.24       | 182.43        | 213.02       | 100.00        | 161.69        | 353.38        |
| 61   | <b>Services</b> .....                              | <b>75.50</b> | <b>80.24</b>  | <b>83.99</b> | <b>87.07</b> | <b>86.46</b> | <b>88.95</b>  | <b>90.65</b> | <b>93.21</b>  | <b>96.56</b> | <b>100.00</b> | <b>104.49</b> | <b>109.20</b> |
| 62   | Hotels and other lodging places .....              | 78.62        | 80.24         | 82.29        | 83.30        | 81.35        | 83.08         | 84.73        | 88.04         | 94.66        | 100.00        | 99.87         | 96.16         |
| 63   | Personal services .....                            | 92.54        | 102.84        | 99.78        | 97.63        | 94.82        | 96.89         | 101.01       | 100.54        | 101.16       | 100.00        | 101.70        | 105.08        |
| 64   | Business services .....                            | 54.66        | 60.96         | 66.02        | 70.48        | 68.86        | 74.40         | 78.81        | 86.16         | 91.70        | 100.00        | 111.91        | 123.11        |
| 65   | Auto repair, services, and parking .....           | 83.41        | 89.02         | 87.25        | 90.42        | 87.83        | 85.54         | 86.37        | 91.82         | 96.26        | 100.00        | 101.33        | 105.08        |
| 66   | Miscellaneous repair services .....                | 97.81        | 109.24        | 115.96       | 116.44       | 105.94       | 99.36         | 98.98        | 97.90         | 102.66       | 100.00        | 96.80         | 99.34         |
| 67   | Motion pictures .....                              | 77.59        | 78.23         | 92.03        | 85.99        | 82.44        | 82.70         | 94.51        | 87.96         | 95.93        | 100.00        | 100.24        | 106.11        |
| 68   | Amusement and recreation services .....            | 63.57        | 66.73         | 71.27        | 77.15        | 79.12        | 88.52         | 86.26        | 90.20         | 95.29        | 100.00        | 107.93        | 113.45        |
| 69   | Health services .....                              | 85.45        | 86.92         | 88.93        | 92.18        | 94.29        | 96.40         | 95.28        | 95.46         | 96.77        | 100.00        | 100.93        | 101.73        |
| 70   | Legal services .....                               | 99.80        | 109.61        | 110.68       | 111.02       | 108.10       | 110.54        | 105.74       | 103.73        | 107.31       | 100.00        | 105.96        |               |

SURVEY OF CURRENT BUSINESS  
Table 6.—Real Gross Domestic Product by Industry, 1987–98

[Billions of chained (1996) dollars]

| Line | 1987           | 1988           | 1989           | 1990           | 1991           | 1992           | 1993           | 1994           | 1995           | 1996           | 1997           | 1998           |
|------|----------------|----------------|----------------|----------------|----------------|----------------|----------------|----------------|----------------|----------------|----------------|----------------|
| 1    | <b>6,113.3</b> | <b>6,368.4</b> | <b>6,591.8</b> | <b>6,707.9</b> | <b>6,676.4</b> | <b>6,880.0</b> | <b>7,062.6</b> | <b>7,347.7</b> | <b>7,543.8</b> | <b>7,813.2</b> | <b>8,144.8</b> | <b>8,495.7</b> |
| 2    | <b>5,212.0</b> | <b>5,445.6</b> | <b>5,648.2</b> | <b>5,736.8</b> | <b>5,707.8</b> | <b>5,880.3</b> | <b>6,043.2</b> | <b>6,314.4</b> | <b>6,508.7</b> | <b>6,792.8</b> | <b>7,146.1</b> | <b>7,510.5</b> |
| 3    | <b>110.3</b>   | <b>101.2</b>   | <b>111.4</b>   | <b>118.5</b>   | <b>121.3</b>   | <b>130.7</b>   | <b>122.6</b>   | <b>135.8</b>   | <b>123.1</b>   | <b>130.4</b>   | <b>143.1</b>   | <b>142.9</b>   |
| 4    | 78.8           | 70.2           | 79.5           | 84.2           | 85.6           | 95.7           | 85.8           | 100.3          | 85.5           | 92.2           | 103.3          | 100.7          |
| 5    | 31.8           | 31.4           | 32.1           | 34.6           | 36.0           | 35.4           | 36.8           | 36.2           | 37.6           | 38.3           | 40.0           | 41.9           |
| 6    | <b>98.5</b>    | <b>114.5</b>   | <b>102.8</b>   | <b>105.8</b>   | <b>101.1</b>   | <b>95.7</b>    | <b>101.1</b>   | <b>108.1</b>   | <b>113.0</b>   | <b>113.0</b>   | <b>119.4</b>   | <b>126.4</b>   |
| 7    | 3.3            | 3.7            | 3.8            | 4.4            | 5.6            | 5.9            | 5.9            | 5.7            | 5.5            | 5.8            | 6.4            | 7.2            |
| 8    | 6.8            | 7.2            | 7.3            | 7.5            | 7.6            | 8.4            | 8.4            | 9.6            | 10.1           | 11.2           | 11.6           | 12.7           |
| 9    | 81.5           | 98.5           | 85.3           | 87.5           | 81.4           | 73.5           | 79.6           | 83.8           | 88.6           | 86.1           | 90.4           | 94.5           |
| 10   | 9.0            | 8.6            | 8.2            | 8.1            | 7.7            | 7.9            | 7.7            | 9.1            | 9.1            | 9.9            | 10.9           | 12.0           |
| 11   | <b>278.4</b>   | <b>294.1</b>   | <b>296.3</b>   | <b>290.7</b>   | <b>268.8</b>   | <b>271.7</b>   | <b>279.2</b>   | <b>297.2</b>   | <b>299.6</b>   | <b>316.4</b>   | <b>329.3</b>   | <b>342.9</b>   |
| 12   | <b>1,046.3</b> | <b>1,120.2</b> | <b>1,111.6</b> | <b>1,102.3</b> | <b>1,066.3</b> | <b>1,085.0</b> | <b>1,122.9</b> | <b>1,206.0</b> | <b>1,284.7</b> | <b>1,316.0</b> | <b>1,385.5</b> | <b>1,448.7</b> |
| 13   | 541.0          | 592.3          | 589.7          | 585.1          | 559.4          | 568.9          | 600.3          | 656.5          | 714.9          | 748.4          | 820.2          | 906.5          |
| 14   | 50.5           | 49.7           | 47.4           | 45.1           | 41.3           | 39.5           | 36.9           | 38.9           | 41.6           | 39.9           | 40.3           | 42.2           |
| 15   | 19.3           | 19.2           | 19.2           | 18.1           | 17.0           | 18.5           | 20.1           | 20.2           | 20.7           | 20.7           | 22.2           | 23.8           |
| 16   | 26.6           | 27.7           | 29.3           | 29.4           | 26.8           | 29.6           | 29.1           | 32.0           | 32.8           | 33.2           | 37.3           | 39.7           |
| 17   | 42.4           | 45.1           | 43.7           | 43.7           | 42.8           | 43.7           | 48.5           | 50.5           | 49.6           | 50.8           | 51.7           | 55.5           |
| 18   | 77.4           | 82.2           | 78.9           | 76.1           | 70.8           | 72.2           | 75.8           | 86.4           | 90.8           | 93.1           | 98.1           | 99.3           |
| 19   | 73.4           | 88.1           | 92.6           | 93.5           | 85.9           | 92.4           | 96.8           | 106.8          | 124.7          | 136.3          | 159.1          | 193.5          |
| 20   | 54.0           | 60.8           | 66.4           | 68.6           | 72.7           | 73.3           | 85.0           | 103.3          | 128.7          | 153.2          | 182.4          | 222.1          |
| 21   | 85.6           | 91.6           | 77.2           | 68.7           | 58.9           | 68.7           | 85.1           | 99.1           | 103.2          | 92.2           | 100.2          | 104.8          |
| 22   | 76.3           | 74.9           | 75.5           | 75.7           | 73.5           | 64.2           | 58.3           | 52.2           | 49.4           | 51.4           | 54.9           | 57.8           |
| 23   | 60.6           | 72.9           | 66.7           | 68.9           | 67.4           | 64.0           | 57.2           | 53.8           | 52.6           | 53.7           | 50.0           | 49.7           |
| 24   | 19.7           | 22.4           | 23.0           | 22.8           | 21.6           | 20.6           | 21.4           | 22.6           | 23.3           | 23.8           | 25.1           | 25.3           |
| 25   | 512.0          | 531.5          | 525.1          | 520.2          | 510.8          | 520.0          | 525.4          | 551.2          | 570.3          | 567.6          | 565.9          | 546.4          |
| 26   | 104.2          | 113.6          | 108.3          | 109.5          | 111.7          | 111.4          | 114.6          | 112.6          | 133.3          | 118.7          | 114.5          | 113.5          |
| 27   | 22.5           | 21.0           | 17.4           | 14.5           | 11.5           | 9.6            | 9.3            | 13.8           | 15.7           | 14.8           | 14.5           | 11.6           |
| 28   | 22.1           | 21.8           | 22.1           | 22.8           | 22.8           | 25.6           | 25.9           | 26.9           | 26.0           | 25.3           | 25.1           | 24.4           |
| 29   | 26.3           | 27.6           | 28.0           | 27.3           | 27.0           | 27.7           | 27.6           | 28.4           | 28.0           | 27.0           | 26.0           | 24.7           |
| 30   | 51.3           | 53.5           | 51.9           | 52.5           | 53.7           | 55.2           | 60.7           | 61.3           | 52.2           | 55.9           | 58.3           | 55.4           |
| 31   | 103.6          | 106.8          | 107.5          | 102.9          | 97.9           | 96.6           | 90.5           | 92.6           | 89.2           | 88.2           | 85.6           | 86.6           |
| 32   | 121.5          | 122.3          | 123.2          | 131.1          | 129.1          | 132.7          | 132.1          | 145.5          | 148.0          | 153.6          | 158.5          | 149.5          |
| 33   | 29.1           | 30.8           | 28.4           | 22.9           | 20.1           | 21.1           | 21.6           | 22.0           | 26.9           | 30.2           | 25.8           | 24.0           |
| 34   | 29.6           | 31.3           | 34.4           | 34.0           | 35.1           | 37.9           | 41.2           | 44.9           | 47.0           | 49.7           | 53.8           | 53.6           |
| 35   | 5.1            | 5.2            | 5.3            | 5.2            | 5.2            | 5.2            | 4.9            | 5.1            | 5.3            | 4.2            | 4.5            | 4.2            |
| 36   | <b>460.4</b>   | <b>479.0</b>   | <b>500.4</b>   | <b>525.0</b>   | <b>543.1</b>   | <b>555.7</b>   | <b>576.3</b>   | <b>606.1</b>   | <b>634.5</b>   | <b>666.3</b>   | <b>700.1</b>   | <b>726.0</b>   |
| 37   | 162.4          | 167.4          | 172.6          | 180.6          | 185.9          | 193.6          | 201.2          | 218.6          | 225.1          | 243.4          | 256.8          | 261.6          |
| 38   | 18.0           | 19.2           | 17.3           | 18.1           | 20.9           | 20.8           | 21.0           | 22.1           | 22.7           | 23.4           | 23.0           | 22.7           |
| 39   | 13.0           | 12.1           | 13.2           | 12.8           | 12.5           | 12.4           | 12.7           | 12.8           | 13.2           | 13.4           | 14.8           | 15.3           |
| 40   | 65.4           | 65.7           | 67.3           | 68.1           | 71.6           | 75.7           | 79.1           | 85.3           | 86.6           | 92.1           | 97.5           | 96.6           |
| 41   | 8.2            | 8.2            | 9.2            | 10.2           | 10.5           | 10.3           | 10.5           | 11.3           | 11.3           | 12.2           | 13.4           | 13.4           |
| 42   | 33.9           | 38.4           | 41.3           | 46.9           | 45.0           | 49.2           | 51.9           | 59.6           | 62.9           | 70.8           | 75.5           | 78.1           |
| 43   | 7.6            | 6.5            | 6.5            | 5.7            | 6.2            | 5.9            | 6.0            | 5.5            | 5.0            | 5.7            | 6.4            | 6.9            |
| 44   | 18.1           | 18.0           | 18.9           | 19.5           | 19.8           | 19.6           | 20.4           | 22.1           | 23.4           | 25.7           | 26.3           | 28.7           |
| 45   | 132.6          | 140.8          | 146.1          | 155.2          | 162.1          | 169.3          | 182.1          | 190.8          | 202.4          | 214.7          | 240.1          | 256.6          |
| 46   | 102.9          | 108.3          | 110.2          | 117.1          | 120.8          | 125.5          | 135.8          | 142.2          | 147.6          | 163.9          | 190.8          | 209.1          |
| 47   | 27.7           | 31.0           | 35.5           | 37.5           | 41.2           | 43.9           | 46.2           | 48.6           | 55.2           | 50.7           | 49.7           | 48.5           |
| 48   | 165.8          | 171.3          | 182.5          | 190.0          | 195.9          | 193.2          | 193.3          | 196.7          | 207.2          | 208.3          | 203.2          | 208.0          |
| 49   | <b>353.5</b>   | <b>379.4</b>   | <b>399.3</b>   | <b>395.1</b>   | <b>416.6</b>   | <b>444.9</b>   | <b>452.4</b>   | <b>481.6</b>   | <b>483.0</b>   | <b>529.6</b>   | <b>589.3</b>   | <b>664.0</b>   |
| 50   | <b>512.1</b>   | <b>544.6</b>   | <b>562.5</b>   | <b>559.5</b>   | <b>554.6</b>   | <b>569.7</b>   | <b>581.8</b>   | <b>617.2</b>   | <b>641.4</b>   | <b>687.1</b>   | <b>739.2</b>   | <b>795.7</b>   |
| 51   | <b>1,169.1</b> | <b>1,209.1</b> | <b>1,234.3</b> | <b>1,250.6</b> | <b>1,270.6</b> | <b>1,297.4</b> | <b>1,328.9</b> | <b>1,347.6</b> | <b>1,393.0</b> | <b>1,436.8</b> | <b>1,510.5</b> | <b>1,606.7</b> |
| 52   | 220.6          | 217.6          | 230.9          | 244.0          | 246.5          | 234.7          | 233.9          | 227.9          | 242.4          | 241.0          | 241.7          | 257.9          |
| 53   | 22.4           | 23.9           | 27.5           | 26.3           | 25.2           | 29.3           | 34.4           | 29.9           | 33.4           | 39.2           | 55.6           | 87.6           |
| 54   | 41.5           | 42.6           | 45.2           | 42.0           | 40.0           | 50.9           | 63.1           | 75.9           | 76.5           | 108.0          | 124.2          | 136.3          |
| 55   | 109.8          | 125.8          | 114.7          | 112.2          | 136.8          | 123.1          | 131.5          | 127.7          | 129.9          | 123.4          | 131.0          | 129.6          |
| 56   | 66.3           | 67.1           | 61.6           | 61.4           | 61.8           | 56.5           | 50.9           | 51.6           | 49.9           | 48.9           | 48.8           | 49.3           |
| 57   | 685.6          | 733.5          | 754.6          | 763.4          | 768.2          | 799.3          | 805.5          | 827.7          | 852.8          | 871.6          | 902.9          | 932.4          |
| 58   | 532.9          | 551.1          | 569.6          | 580.1          | 595.1          | 608.8          | 609.5          | 631.4          | 648.0          | 654.6          | 662.0          | 671.0          |
| 59   | 154.4          | 181.2          | 184.1          | 182.9          | 174.1          | 190.7          | 195.8          | 196.5          | 204.9          | 217.0          | 241.2          | 262.6          |
| 60   | 57.7           | 16.0           | 6.1            | 10.2           | 7.7            | 10.4           | 15.7           | 8.5            | 9.9            | 4.6            | 7.5            | 16.4           |
| 61   | <b>1,181.0</b> | <b>1,255.1</b> | <b>1,313.8</b> | <b>1,361.9</b> | <b>1,352.4</b> | <b>1,391.4</b> | <b>1,418.0</b> | <b>1,458.1</b> | <b>1,510.4</b> | <b>1,564.2</b> | <b>1,634.4</b> | <b>1,708.1</b> |
| 62   | 52.1           | 53.2           | 54.5           | 55.2           | 53.9           | 55.0           | 56.1           | 58.3           | 62.7           | 66.3           | 66.2           | 63.7           |
| 63   | 44.0           | 48.8           | 47.4           | 46.4           | 45.0           | 46.0           | 48.0           | 47.8           | 48.1           | 47.5           | 48.3           | 49.9           |
| 64   | 187.1          | 208.7          | 226.0          | 241.3          | 235.7          | 254.7          | 269.8          | 295.0          | 313.9          | 342.3          | 383.1          | 421.5          |
| 65   | 57.1           | 61.0           | 59.7           | 61.9           | 60.1           | 58.6           | 59.1           | 62.9           | 65.9           | 68.5           | 69.4           | 72.0           |
| 66   | 21.4           | 23.9           | 25.3           | 25.4           | 23.1           | 21.7           | 21.6           | 21.4           | 22.4           | 21.8           | 21.1           | 21.7           |
| 67   | 19.1           | 19.3           | 22.7           | 21.2           | 20.3           | 20.4           | 23.3           | 21.7           | 23.6           | 24.6           | 24.7           | 26.1           |
| 68   | 37.1           | 38.9           | 41.5           | 45.0           | 46.1           | 51.6           | 50.3           | 52.6           | 55.6           | 58.3           | 62.9           | 66.1           |
| 69   | 392.3          | 399.0          | 408.3          | 423.2          | 432.9          | 442.5          | 437.4          | 438.2          | 444.3          | 459.1          | 463.4          | 467.0          |
| 70   | 97.8           | 107.4          | 108.4          | 108.8          | 105.9          | 108.3          | 103.6          | 101.6          | 105.1          | 98.0           | 103.8          | 107.1          |
| 71   | 47.7           | 48.9           | 50.0           | 50.3           | 52.6           | 53.4           | 55.0           | 56.7           | 58.5           | 58.0           | 58.6           | 60.9           |
| 72   | 31.4           | 32.9           | 35.7           | 38.0           | 39.9           | 41.9           | 45.0           | 47.2           | 49.3           | 49.7           | 51.0           | 52.4           |
| 73   | 36.5           | 38.5           | 40.8           | 43.4           | 45.2           | 45.3           | 48.2           | 50.8           | 49.0           | 49.2           | 48.6           | 48.5           |
| 74   | 153.0          | 167.0          | 183.7          | 191.3          | 182.5          | 181.4          | 189.0          | 192.1          | 199.9          | 208.9          | 221.6          | 238.3          |
| 75   | 10.2           | 10.6           | 11.1           | 11.4           | 10.5           | 11.3           | 11.7           | 11.8           | 12.2           | 12.0           | 11.8           | 13.3           |
| 76   | <b>4.2</b>     | <b>-51.8</b>   | <b>19.3</b>    | <b>34.9</b>    | <b>21.7</b>    | <b>47.3</b>    | <b>67.5</b>    | <b>60.7</b>    | <b>27.0</b>    | <b>32.8</b>    | <b>-3.1</b>    | <b>-46.3</b>   |
| 77   | <b>938.0</b>   | <b>961.0</b>   | <b>984.3</b>   | <b>1,008.2</b> | <b>1,012.1</b> | <b>1,015.3</b> | <b>1,013.1</b> | <b>1,016.0</b> | <b>1,017.1</b> | <b>1,020.4</b> | <b>1,035.7</b> | <b>1,047.0</b> |
| 78   | <b>369.5</b>   | <b>372.4</b>   | <b>377.3</b>   | <b>384.7</b>   | <b>385.1</b>   | <b>382.4</b>   | <b>373.4</b>   | <b>366.9</b>   | <b>354.3</b>   | <b>346.9</b>   | <b>349.1</b>   | <b>349.8</b>   |
| 79   | 318.0          | 321.8          | 325.6          | 331.4          | 333.3          | 326.2          | 319.7          | 309.9          | 299.1          | 292.0          | 287.8          | 285.8          |
| 80   | 51.8           | 50.8           | 52.0           | 53.6           | 52.1           | 56.2           | 53.8           | 57.1           | 55.3           | 54.9           | 61.4           | 64.1           |
| 81   | <b>569.2</b>   | <b>589.3</b>   | <b>607.7</b>   | <b>624.1</b>   | <b>627.7</b>   | <b>633.5</b>   | <b>640.1</b>   |                |                |                |                |                |

Table 7.—Chain-Type Price Indexes for Gross Domestic Product by Industry, 1987–98

[1996=100]

| Line |  | 1987         | 1988         | 1989         | 1990          | 1991         | 1992         | 1993          | 1994          | 1995          | 1996          | 1997          | 1998          |
|------|--|--------------|--------------|--------------|---------------|--------------|--------------|---------------|---------------|---------------|---------------|---------------|---------------|
| 1    | <b>Gross domestic product</b> .....                | <b>77.58</b> | <b>80.21</b> | <b>83.27</b> | <b>86.51</b>  | <b>89.66</b> | <b>91.84</b> | <b>94.05</b>  | <b>96.01</b>  | <b>98.10</b>  | <b>100.00</b> | <b>101.91</b> | <b>103.11</b> |
| 2    | <b>Private industries</b> .....                    | <b>78.31</b> | <b>80.83</b> | <b>83.84</b> | <b>87.10</b>  | <b>89.86</b> | <b>92.25</b> | <b>94.61</b>  | <b>96.55</b>  | <b>98.50</b>  | <b>100.00</b> | <b>101.33</b> | <b>101.99</b> |
| 3    | <b>Agriculture, forestry, and fishing</b> .....    | <b>80.59</b> | <b>88.01</b> | <b>91.61</b> | <b>91.35</b>  | <b>84.85</b> | <b>85.44</b> | <b>88.40</b>  | <b>87.28</b>  | <b>89.20</b>  | <b>100.00</b> | <b>90.63</b>  | <b>87.60</b>  |
| 4    | Farms .....  | 82.60        | 90.82        | 95.93        | 94.56         | 85.51        | 84.12        | 85.76         | 83.36         | 85.65         | 100.00        | 85.24         | 79.60         |
| 5    | Agricultural services, forestry, and fishing ..... | 75.01        | 80.39        | 80.44        | 82.88         | 82.58        | 88.14        | 94.43         | 96.52         | 97.50         | 100.00        | 103.99        | 107.45        |
| 6    | <b>Mining</b> .....                                | <b>93.54</b> | <b>86.60</b> | <b>94.38</b> | <b>105.70</b> | <b>95.63</b> | <b>91.58</b> | <b>87.43</b>  | <b>83.46</b>  | <b>84.67</b>  | <b>100.00</b> | <b>101.37</b> | <b>83.81</b>  |
| 7    | Metal mining .....                                 | 113.35       | 134.96       | 136.90       | 117.98        | 100.44       | 94.39        | 82.86         | 98.09         | 118.20        | 100.00        | 89.81         | 69.85         |
| 8    | Coal mining .....                                  | 192.36       | 174.70       | 164.85       | 156.42        | 149.96       | 142.62       | 124.81        | 117.03        | 106.45        | 100.00        | 95.46         | 91.13         |
| 9    | Oil and gas extraction .....                       | 82.71        | 74.70        | 84.43        | 99.54         | 88.70        | 84.77        | 82.58         | 76.96         | 78.14         | 100.00        | 102.63        | 81.51         |
| 10   | Nonmetallic minerals, except fuels .....           | 89.75        | 92.59        | 94.91        | 96.70         | 97.60        | 97.45        | 94.66         | 97.67         | 100.32        | 100.00        | 103.93        | 102.60        |
| 11   | <b>Construction</b> .....                          | <b>78.77</b> | <b>80.64</b> | <b>82.97</b> | <b>85.56</b>  | <b>86.59</b> | <b>86.27</b> | <b>89.16</b>  | <b>92.65</b>  | <b>96.90</b>  | <b>100.00</b> | <b>104.18</b> | <b>108.84</b> |
| 12   | <b>Manufacturing</b> .....                         | <b>84.93</b> | <b>87.48</b> | <b>91.55</b> | <b>94.40</b>  | <b>97.86</b> | <b>99.72</b> | <b>100.76</b> | <b>101.43</b> | <b>100.34</b> | <b>100.00</b> | <b>99.40</b>  | <b>98.90</b>  |
| 13   | Durable goods .....                                | 95.51        | 95.61        | 98.83        | 100.25        | 102.89       | 104.40       | 105.42        | 105.73        | 102.10        | 100.00        | 97.38         | 92.95         |
| 14   | Lumber and wood products .....                     | 63.51        | 66.36        | 71.27        | 71.36         | 73.53        | 81.67        | 96.76         | 102.42        | 101.75        | 100.00        | 104.04        | 104.12        |
| 15   | Furniture and fixtures .....                       | 75.79        | 78.60        | 82.29        | 86.03         | 89.23        | 89.66        | 89.71         | 93.63         | 94.18         | 100.00        | 102.58        | 106.12        |
| 16   | Stone, clay, and glass products .....              | 87.62        | 85.84        | 85.91        | 86.15         | 88.85        | 88.76        | 90.90         | 95.03         | 98.66         | 100.00        | 101.65        | 105.99        |
| 17   | Primary metal industries .....                     | 81.30        | 95.54        | 103.66       | 98.97         | 93.12        | 90.58        | 88.73         | 94.24         | 106.80        | 100.00        | 100.24        | 98.70         |
| 18   | Fabricated metal products .....                    | 80.94        | 81.93        | 86.80        | 91.15         | 95.05        | 96.23        | 96.83         | 96.31         | 96.03         | 100.00        | 101.59        | 105.50        |
| 19   | Industrial machinery and equipment .....           | 129.60       | 125.23       | 126.26       | 126.45        | 126.84       | 123.12       | 117.46        | 113.36        | 106.48        | 100.00        | 90.37         | 79.22         |
| 20   | Electronic and other electric equipment .....      | 162.44       | 158.93       | 158.17       | 154.03        | 152.26       | 146.82       | 142.35        | 134.89        | 114.09        | 100.00        | 91.05         | 75.79         |
| 21   | Motor vehicles and equipment .....                 | 67.92        | 66.19        | 68.27        | 68.90         | 77.27        | 85.62        | 91.60         | 96.01         | 95.21         | 100.00        | 99.37         | 100.18        |
| 22   | Other transportation equipment .....               | 72.81        | 71.89        | 75.36        | 79.92         | 84.97        | 90.37        | 92.96         | 95.04         | 96.45         | 100.00        | 101.34        | 103.26        |
| 23   | Instruments and related products .....             | 61.57        | 61.15        | 65.34        | 71.48         | 76.40        | 81.01        | 84.57         | 87.07         | 89.73         | 100.00        | 108.04        | 118.86        |
| 24   | Miscellaneous manufacturing industries .....       | 80.03        | 80.35        | 83.46        | 86.85         | 91.60        | 95.09        | 97.75         | 98.34         | 97.18         | 100.00        | 101.76        | 104.81        |
| 25   | Non-durable goods .....                            | 72.62        | 77.82        | 82.83        | 87.28         | 91.62        | 93.84        | 94.90         | 96.00         | 98.05         | 100.00        | 102.23        | 108.01        |
| 26   | Food and kindred products .....                    | 75.93        | 74.48        | 82.14        | 88.01         | 92.85        | 95.05        | 93.89         | 97.89         | 90.88         | 100.00        | 104.24        | 107.55        |
| 27   | Tobacco products .....                             | 45.92        | 52.88        | 64.78        | 82.35         | 110.81       | 144.64       | 132.42        | 95.87         | 96.30         | 100.00        | 111.12        | 153.87        |
| 28   | Textile mill products .....                        | 91.21        | 94.66        | 95.14        | 96.27         | 98.22        | 100.28       | 99.14         | 95.17         | 95.55         | 100.00        | 102.35        | 105.11        |
| 29   | Apparel and other textile products .....           | 87.47        | 87.56        | 90.58        | 93.07         | 96.58        | 98.84        | 100.30        | 100.41        | 97.29         | 100.00        | 100.31        | 102.91        |
| 30   | Paper and allied products .....                    | 73.53        | 81.84        | 87.68        | 85.83         | 83.20        | 82.67        | 77.36         | 81.68         | 112.90        | 100.00        | 91.87         | 99.21         |
| 31   | Printing and publishing .....                      | 59.92        | 62.31        | 66.47        | 71.03         | 76.64        | 81.73        | 86.75         | 90.09         | 90.63         | 100.00        | 105.36        | 111.17        |
| 32   | Chemicals and allied products .....                | 68.97        | 78.06        | 83.80        | 83.83         | 88.23        | 89.73        | 92.89         | 95.37         | 101.89        | 100.00        | 100.20        | 106.11        |
| 33   | Petroleum and coal products .....                  | 75.90        | 104.84       | 104.92       | 138.18        | 143.61       | 134.13       | 143.57        | 133.34        | 107.88        | 100.00        | 121.98        | 125.13        |
| 34   | Rubber and miscellaneous plastics products .....   | 99.77        | 97.76        | 97.81        | 99.86         | 102.23       | 101.26       | 101.12        | 100.14        | 98.19         | 100.00        | 98.07         | 102.41        |
| 35   | Leather and leather products .....                 | 77.17        | 84.41        | 87.49        | 90.97         | 93.29        | 94.71        | 96.41         | 97.53         | 99.92         | 100.00        | 101.91        | 105.06        |
| 36   | <b>Transportation and public utilities</b> .....   | <b>92.56</b> | <b>93.72</b> | <b>93.66</b> | <b>93.51</b>  | <b>95.44</b> | <b>96.90</b> | <b>99.47</b>  | <b>100.87</b> | <b>101.27</b> | <b>100.00</b> | <b>101.86</b> | <b>104.57</b> |
| 37   | Transportation .....                               | 97.80        | 101.11       | 99.78        | 98.22         | 100.12       | 99.91        | 102.38        | 102.10        | 103.69        | 100.00        | 102.33        | 108.53        |
| 38   | Railroad transportation .....                      | 121.84       | 120.33       | 114.74       | 109.30        | 105.22       | 103.83       | 104.79        | 105.33        | 103.90        | 100.00        | 100.90        | 106.83        |
| 39   | Local and interurban passenger transit .....       | 66.56        | 73.20        | 70.39        | 71.19         | 81.90        | 88.00        | 89.51         | 90.40         | 94.33         | 100.00        | 100.26        | 104.78        |
| 40   | Trucking and warehousing .....                     | 98.11        | 98.19        | 100.02       | 101.88        | 98.95        | 98.43        | 100.14        | 101.29        | 102.78        | 100.00        | 102.00        | 110.27        |
| 41   | Water transportation .....                         | 102.44       | 110.35       | 104.05       | 98.70         | 105.06       | 103.03       | 102.04        | 101.16        | 103.11        | 100.00        | 99.16         | 104.23        |
| 42   | Transportation by air .....                        | 101.23       | 111.11       | 106.35       | 96.62         | 104.48       | 102.31       | 108.73        | 104.82        | 107.53        | 100.00        | 104.90        | 112.35        |
| 43   | Pipelines, except natural gas .....                | 94.24        | 88.24        | 84.73        | 96.50         | 88.82        | 92.46        | 92.22         | 99.31         | 109.41        | 100.00        | 93.00         | 93.93         |
| 44   | Transportation services .....                      | 79.37        | 85.23        | 88.29        | 92.91         | 98.70        | 101.40       | 101.64        | 102.10        | 100.53        | 100.00        | 102.42        | 100.88        |
| 45   | Communications .....                               | 94.64        | 94.27        | 94.05        | 95.42         | 96.06        | 96.81        | 98.08         | 99.94         | 99.98         | 100.00        | 101.25        | 100.80        |
| 46   | Telephone and telegraph .....                      | 104.99       | 103.07       | 102.46       | 101.94        | 102.67       | 102.56       | 102.31        | 104.04        | 102.71        | 100.00        | 99.31         | 96.46         |
| 47   | Radio and television .....                         | 63.02        | 68.23        | 69.28        | 76.53         | 76.93        | 80.18        | 85.83         | 88.09         | 91.95         | 100.00        | 108.06        | 117.42        |
| 48   | Electric, gas, and sanitary services .....         | 85.54        | 85.83        | 87.10        | 87.08         | 90.09        | 93.77        | 97.62         | 100.38        | 99.84         | 100.00        | 101.97        | 104.11        |
| 49   | <b>Wholesale trade</b> .....                       | <b>87.37</b> | <b>91.36</b> | <b>91.35</b> | <b>95.21</b>  | <b>94.96</b> | <b>93.18</b> | <b>95.60</b>  | <b>99.50</b>  | <b>103.64</b> | <b>100.00</b> | <b>97.13</b>  | <b>92.45</b>  |
| 50   | <b>Retail trade</b> .....                          | <b>84.85</b> | <b>84.75</b> | <b>87.59</b> | <b>90.75</b>  | <b>94.44</b> | <b>96.84</b> | <b>99.34</b>  | <b>100.54</b> | <b>100.84</b> | <b>100.00</b> | <b>99.31</b>  | <b>98.26</b>  |
| 51   | <b>Finance, insurance, and real estate</b> .....   | <b>70.97</b> | <b>73.92</b> | <b>77.33</b> | <b>80.79</b>  | <b>84.38</b> | <b>87.94</b> | <b>90.70</b>  | <b>93.12</b>  | <b>96.72</b>  | <b>100.00</b> | <b>103.38</b> | <b>104.20</b> |
| 52   | Depository institutions .....                      | 65.22        | 67.82        | 68.08        | 70.22         | 78.66        | 87.49        | 85.91         | 88.07         | 93.81         | 100.00        | 112.19        | 112.31        |
| 53   | Nondepository institutions .....                   | 79.75        | 84.18        | 86.25        | 88.52         | 92.33        | 92.78        | 94.43         | 98.47         | 102.17        | 100.00        | 92.79         | 89.65         |
| 54   | Security and commodity brokers .....               | 99.48        | 98.85        | 100.18       | 100.66        | 101.19       | 107.20       | 107.16        | 102.57        | 101.66        | 100.00        | 94.46         | 85.86         |
| 55   | Insurance carriers .....                           | 39.75        | 45.22        | 52.76        | 57.58         | 60.86        | 66.71        | 75.90         | 81.68         | 92.50         | 100.00        | 107.88        | 110.39        |
| 56   | Insurance agents, brokers, and service .....       | 45.84        | 50.28        | 55.92        | 61.36         | 61.49        | 69.70        | 82.12         | 87.89         | 94.57         | 100.00        | 104.94        | 108.93        |
| 57   | Real estate .....                                  | 77.51        | 79.92        | 83.58        | 87.20         | 89.71        | 90.73        | 93.31         | 95.62         | 97.63         | 100.00        | 101.81        | 103.81        |
| 58   | Nonfarm housing services .....                     | 73.54        | 76.99        | 80.19        | 84.18         | 86.61        | 89.26        | 91.57         | 94.07         | 97.06         | 100.00        | 102.74        | 106.09        |
| 59   | Other real estate .....                            | 90.35        | 89.41        | 94.48        | 96.96         | 99.72        | 95.34        | 98.78         | 100.51        | 99.42         | 100.00        | 99.10         | 97.50         |
| 60   | Holding and other investment offices .....         | 36.79        | 43.39        | 44.60        | 53.51         | 54.49        | 67.99        | 70.33         | 69.15         | 81.22         | 100.00        | 129.54        | 147.99        |
| 61   | <b>Services</b> .....                              | <b>66.89</b> | <b>70.75</b> | <b>74.29</b> | <b>78.68</b>  | <b>83.09</b> | <b>87.64</b> | <b>90.81</b>  | <b>93.62</b>  | <b>96.82</b>  | <b>100.00</b> | <b>103.55</b> | <b>107.80</b> |
| 62   | Hotels and other lodging places .....              | 71.30        | 76.38        | 80.70        | 83.98         | 89.58        | 91.60        | 94.50         | 96.98         | 98.46         | 100.00        | 106.72        | 119.69        |
| 63   | Personal services .....                            | 70.58        | 73.59        | 77.58        | 81.96         | 86.16        | 88.96        | 92.19         | 95.36         | 97.25         | 100.00        | 103.72        | 106.17        |
| 64   | Business services .....                            | 77.50        | 79.99        | 81.27        | 84.53         | 87.09        | 90.08        | 91.78         | 92.62         | 96.18         | 100.00        | 103.24        | 107.75        |
| 65   | Auto repair, services, and parking .....           | 71.39        | 74.34        | 77.89        | 81.24         | 85.37        | 88.93        | 92.47         | 95.45         | 98.83         | 100.00        | 103.76        | 107.86        |
| 66   | Miscellaneous repair services .....                | 62.98        | 64.59        | 65.55        | 69.41         | 73.47        | 81.19        | 88.71         | 90.29         | 92.17         | 100.00        | 105.39        | 113.24        |
| 67   | Motion pictures .....                              | 71.54        | 74.32        | 79.08        | 83.62         | 88.11        | 89.34        | 89.46         | 92.27         | 94.62         | 100.00        | 102.19        | 103.92        |
| 68   | Amusement and recreation services .....            | 70.75        | 74.05        | 77.00        | 81.08         | 85.40        | 87.64        | 90.35         | 93.65         | 96.36         | 100.00        | 103.04        | 106.62        |
| 69   | Health services .....                              | 58.78        | 63.56        | 68.75        | 74.29         | 79.77        | 85.37        | 90.20         | 94.46         | 97.49         | 100.00        | 102.77        | 106.10        |
| 70   | Legal services .....                               | 63.19        | 66.00        | 70.08        | 76.00         | 80.84        | 85.60        | 89.82         | 93.14         | 96.19         | 100.00        | 104.53        | 108.81        |
| 71   | Educational services .....                         | 65.65        | 69.99        | 74.17        | 78.59         | 83.10        | 87.05        | 89.51         | 92.71         |               |               |               |               |

Table 8.—Gross Output by Industry, 1987–98

[Billions of dollars]

| Line |  | 1987           | 1988           | 1989           | 1990            | 1991            | 1992            | 1993            | 1994            | 1995            | 1996            | 1997            | 1998            |
|------|--|----------------|----------------|----------------|-----------------|-----------------|-----------------|-----------------|-----------------|-----------------|-----------------|-----------------|-----------------|
| 1    | <b>All industries</b> .....                        | <b>8,205.3</b> | <b>8,905.1</b> | <b>9,491.5</b> | <b>10,017.9</b> | <b>10,178.5</b> | <b>10,679.7</b> | <b>11,296.4</b> | <b>12,020.2</b> | <b>12,815.5</b> | <b>13,570.4</b> | <b>14,457.1</b> | <b>15,212.8</b> |
| 2    | <b>Private industries</b> .....                    | <b>7,497.7</b> | <b>8,149.7</b> | <b>8,685.8</b> | <b>9,154.9</b>  | <b>9,263.8</b>  | <b>9,728.2</b>  | <b>10,305.8</b> | <b>10,992.5</b> | <b>11,752.2</b> | <b>12,470.5</b> | <b>13,319.8</b> | <b>14,032.3</b> |
| 3    | <b>Agriculture, forestry, and fishing</b> .....    | <b>182.6</b>   | <b>193.0</b>   | <b>213.7</b>   | <b>224.8</b>    | <b>220.7</b>    | <b>231.0</b>    | <b>233.4</b>    | <b>253.2</b>    | <b>250.3</b>    | <b>278.4</b>    | <b>286.8</b>    | <b>279.9</b>    |
| 4    | Farms .....  | 152.0          | 158.5          | 177.2          | 185.3           | 180.4           | 187.9           | 187.4           | 203.3           | 197.9           | 222.6           | 226.2           | 214.2           |
| 5    | Agricultural services, forestry, and fishing ..... | 30.7           | 34.5           | 36.5           | 39.5            | 40.3            | 43.1            | 45.9            | 49.9            | 52.4            | 55.8            | 60.6            | 65.6            |
| 6    | <b>Mining</b> .....                                | <b>149.9</b>   | <b>147.9</b>   | <b>157.0</b>   | <b>177.4</b>    | <b>165.2</b>    | <b>159.6</b>    | <b>159.7</b>    | <b>156.3</b>    | <b>156.1</b>    | <b>186.6</b>    | <b>195.8</b>    | <b>165.9</b>    |
| 7    | Metal mining .....                                 | 7.1            | 9.7            | 11.5           | 11.6            | 11.2            | 11.4            | 10.7            | 12.1            | 13.3            | 12.6            | 12.7            | 11.0            |
| 8    | Coal mining .....                                  | 27.2           | 27.3           | 28.2           | 30.0            | 29.1            | 28.8            | 25.8            | 27.7            | 26.7            | 27.1            | 27.3            | 27.3            |
| 9    | Oil and gas extraction .....                       | 102.4          | 96.9           | 103.0          | 121.1           | 111.5           | 105.3           | 109.1           | 100.9           | 99.7            | 129.8           | 137.7           | 109.2           |
| 10   | Nonmetallic minerals, except fuels .....           | 13.3           | 14.0           | 14.3           | 14.7            | 13.5            | 14.1            | 14.1            | 15.5            | 16.4            | 17.0            | 18.2            | 18.5            |
| 11   | <b>Construction</b> .....                          | <b>413.2</b>   | <b>428.2</b>   | <b>439.4</b>   | <b>450.5</b>    | <b>413.2</b>    | <b>431.7</b>    | <b>455.8</b>    | <b>491.7</b>    | <b>514.1</b>    | <b>554.5</b>    | <b>597.4</b>    | <b>640.7</b>    |
| 12   | <b>Manufacturing</b> .....                         | <b>2,451.3</b> | <b>2,667.3</b> | <b>2,812.5</b> | <b>2,873.6</b>  | <b>2,830.7</b>  | <b>2,956.3</b>  | <b>3,082.9</b>  | <b>3,301.7</b>  | <b>3,547.5</b>  | <b>3,661.1</b>  | <b>3,877.8</b>  | <b>3,999.0</b>  |
| 13   | Durable goods .....                                | 1,286.5        | 1,409.6        | 1,466.4        | 1,466.3         | 1,421.0         | 1,508.2         | 1,604.1         | 1,761.9         | 1,899.5         | 1,973.7         | 2,127.7         | 2,245.4         |
| 14   | Lumber and wood products .....                     | 70.6           | 73.0           | 74.7           | 74.7            | 70.1            | 81.3            | 94.0            | 102.8           | 104.6           | 105.6           | 110.6           | 110.9           |
| 15   | Furniture and fixtures .....                       | 37.1           | 38.7           | 40.7           | 40.9            | 39.0            | 42.7            | 45.8            | 49.2            | 52.4            | 54.5            | 60.0            | 65.0            |
| 16   | Stone, clay, and glass products .....              | 60.6           | 62.0           | 62.6           | 62.7            | 58.6            | 60.9            | 63.9            | 69.4            | 74.4            | 80.6            | 88.0            | 94.0            |
| 17   | Primary metal industries .....                     | 120.6          | 149.9          | 155.9          | 148.1           | 135.6           | 138.1           | 143.1           | 160.7           | 180.0           | 178.7           | 188.1           | 181.1           |
| 18   | Fabricated metal products .....                    | 145.0          | 157.3          | 161.4          | 162.1           | 156.6           | 163.4           | 171.2           | 187.1           | 200.7           | 210.0           | 222.2           | 235.9           |
| 19   | Industrial machinery and equipment .....           | 211.5          | 238.2          | 251.9          | 252.0           | 241.2           | 251.7           | 271.5           | 305.9           | 347.9           | 371.2           | 399.4           | 431.0           |
| 20   | Electronic and other electric equipment .....      | 168.0          | 182.3          | 190.6          | 191.2           | 192.9           | 210.7           | 229.1           | 262.4           | 296.8           | 313.8           | 344.3           | 366.9           |
| 21   | Motor vehicles and equipment .....                 | 204.6          | 221.3          | 230.7          | 215.0           | 205.9           | 235.5           | 265.2           | 312.3           | 324.9           | 326.1           | 343.1           | 357.6           |
| 22   | Other transportation equipment .....               | 128.9          | 136.1          | 140.8          | 153.9           | 151.4           | 151.9           | 143.8           | 132.8           | 127.7           | 136.2           | 156.4           | 179.6           |
| 23   | Instruments and related products .....             | 106.4          | 114.4          | 119.7          | 126.5           | 130.6           | 132.3           | 134.0           | 135.1           | 143.7           | 147.9           | 159.7           | 165.8           |
| 24   | Miscellaneous manufacturing industries .....       | 33.2           | 36.5           | 37.4           | 39.2            | 39.0            | 39.6            | 42.6            | 44.2            | 46.6            | 49.1            | 55.8            | 57.7            |
| 25   | Nondurable goods .....                             | 1,164.8        | 1,257.7        | 1,346.0        | 1,407.3         | 1,409.7         | 1,448.1         | 1,478.8         | 1,539.8         | 1,648.0         | 1,687.4         | 1,750.1         | 1,753.6         |
| 26   | Food and kindred products .....                    | 317.7          | 341.6          | 369.0          | 380.2           | 388.4           | 398.3           | 412.4           | 420.8           | 437.4           | 450.7           | 460.3           | 478.0           |
| 27   | Tobacco products .....                             | 24.9           | 27.8           | 29.7           | 33.5            | 36.3            | 40.0            | 33.7            | 35.3            | 38.3            | 39.6            | 43.6            | 46.9            |
| 28   | Textile mill products .....                        | 62.5           | 64.4           | 66.8           | 65.0            | 65.0            | 70.5            | 74.1            | 77.7            | 79.4            | 79.6            | 83.7            | 80.2            |
| 29   | Apparel and other textile products .....           | 63.4           | 65.0           | 64.0           | 65.5            | 67.0            | 70.4            | 72.4            | 75.6            | 75.9            | 75.0            | 77.0            | 77.9            |
| 30   | Paper and allied products .....                    | 108.1          | 122.0          | 131.3          | 131.6           | 129.5           | 131.9           | 132.2           | 142.0           | 172.8           | 159.3           | 160.6           | 163.9           |
| 31   | Printing and publishing .....                      | 139.1          | 147.8          | 155.0          | 162.4           | 162.9           | 168.5           | 174.1           | 178.7           | 189.9           | 197.3           | 206.9           | 217.1           |
| 32   | Chemicals and allied products .....                | 225.1          | 256.1          | 277.6          | 286.3           | 291.5           | 299.6           | 307.2           | 325.8           | 352.8           | 358.6           | 380.4           | 382.0           |
| 33   | Petroleum and coal products .....                  | 129.3          | 129.1          | 143.1          | 169.3           | 156.4           | 147.3           | 142.5           | 141.2           | 149.0           | 170.6           | 174.5           | 144.0           |
| 34   | Rubber and miscellaneous plastics products .....   | 85.8           | 94.8           | 100.4          | 104.4           | 104.5           | 112.0           | 120.7           | 133.2           | 143.6           | 147.8           | 154.0           | 155.4           |
| 35   | Leather and leather products .....                 | 8.8            | 9.4            | 9.3            | 9.0             | 8.3             | 9.5             | 9.6             | 9.4             | 9.0             | 9.0             | 9.2             | 8.2             |
| 36   | <b>Transportation and public utilities</b> .....   | <b>720.2</b>   | <b>774.0</b>   | <b>818.0</b>   | <b>856.7</b>    | <b>884.9</b>    | <b>929.0</b>    | <b>980.2</b>    | <b>1,033.2</b>  | <b>1,087.6</b>  | <b>1,162.9</b>  | <b>1,231.1</b>  | <b>1,296.8</b>  |
| 37   | Transportation .....                               | 286.6          | 317.3          | 335.9          | 361.1           | 363.0           | 381.1           | 400.3           | 428.0           | 453.8           | 477.9           | 508.6           | 541.2           |
| 38   | Railroad transportation .....                      | 31.2           | 33.0           | 33.7           | 34.3            | 34.3            | 35.3            | 35.9            | 38.3            | 40.1            | 40.7            | 41.6            | 42.3            |
| 39   | Local and interurban passenger transit .....       | 15.5           | 16.6           | 17.7           | 19.0            | 19.8            | 20.3            | 20.9            | 21.7            | 22.9            | 24.2            | 25.2            | 25.8            |
| 40   | Trucking and warehousing .....                     | 114.7          | 128.7          | 139.2          | 153.1           | 154.2           | 166.7           | 175.8           | 192.3           | 200.6           | 213.8           | 227.6           | 245.9           |
| 41   | Water transportation .....                         | 24.2           | 26.5           | 27.1           | 28.3            | 29.2            | 29.3            | 30.4            | 31.2            | 34.1            | 36.4            | 37.1            | 38.5            |
| 42   | Transportation by air .....                        | 75.6           | 84.5           | 88.0           | 91.0            | 91.8            | 93.8            | 100.1           | 104.1           | 112.2           | 117.3           | 128.1           | 136.2           |
| 43   | Pipelines, except natural gas .....                | 8.1            | 7.7            | 7.2            | 9.6             | 7.4             | 7.7             | 7.5             | 7.9             | 8.3             | 7.8             | 7.7             | 7.4             |
| 44   | Transportation services .....                      | 17.4           | 20.2           | 22.9           | 25.8            | 26.3            | 28.1            | 29.7            | 32.6            | 35.7            | 37.7            | 41.4            | 45.0            |
| 45   | Communications .....                               | 199.9          | 209.5          | 217.4          | 226.7           | 236.5           | 250.3           | 266.3           | 287.4           | 314.6           | 348.7           | 377.5           | 420.0           |
| 46   | Telephone and telegraph .....                      | 157.8          | 162.9          | 168.2          | 174.2           | 182.8           | 192.4           | 205.7           | 223.5           | 243.9           | 270.0           | 292.0           | 324.9           |
| 47   | Radio and television .....                         | 42.1           | 46.6           | 49.2           | 52.6            | 53.7            | 57.9            | 60.6            | 63.9            | 70.7            | 78.8            | 85.4            | 95.0            |
| 48   | Electric, gas, and sanitary services .....         | 233.7          | 247.2          | 264.7          | 268.9           | 285.5           | 297.6           | 313.6           | 317.8           | 319.2           | 336.2           | 345.0           | 335.6           |
| 49   | <b>Wholesale trade</b> .....                       | <b>458.7</b>   | <b>506.4</b>   | <b>533.0</b>   | <b>564.8</b>    | <b>570.2</b>    | <b>593.6</b>    | <b>639.8</b>    | <b>701.1</b>    | <b>768.4</b>    | <b>789.8</b>    | <b>826.6</b>    | <b>854.3</b>    |
| 50   | <b>Retail trade</b> .....                          | <b>674.2</b>   | <b>712.6</b>   | <b>755.4</b>   | <b>793.0</b>    | <b>807.2</b>    | <b>846.6</b>    | <b>906.9</b>    | <b>974.8</b>    | <b>1,021.7</b>  | <b>1,070.9</b>  | <b>1,120.1</b>  | <b>1,180.3</b>  |
| 51   | <b>Finance, insurance, and real estate</b> .....   | <b>1,229.9</b> | <b>1,335.7</b> | <b>1,427.5</b> | <b>1,536.2</b>  | <b>1,618.7</b>  | <b>1,679.3</b>  | <b>1,829.7</b>  | <b>1,927.3</b>  | <b>2,075.5</b>  | <b>2,247.1</b>  | <b>2,472.4</b>  | <b>2,660.1</b>  |
| 52   | Depository institutions .....                      | 203.3          | 212.2          | 222.0          | 232.5           | 253.4           | 272.7           | 286.9           | 295.4           | 320.8           | 342.7           | 383.6           | 414.1           |
| 53   | Nondepository institutions .....                   | 36.0           | 40.8           | 43.7           | 47.4            | 48.1            | 47.8            | 57.9            | 71.2            | 87.5            | 108.4           | 131.1           | 141.5           |
| 54   | Security and commodity brokers .....               | 61.9           | 57.7           | 66.8           | 62.9            | 77.3            | 86.1            | 104.9           | 111.3           | 138.5           | 169.3           | 206.4           | 253.9           |
| 55   | Insurance carriers .....                           | 131.4          | 155.8          | 165.3          | 180.7           | 201.0           | 178.4           | 230.4           | 231.1           | 254.6           | 261.5           | 299.5           | 288.7           |
| 56   | Insurance agents, brokers, and service .....       | 48.3           | 50.0           | 53.0           | 60.1            | 59.2            | 59.7            | 63.1            | 69.3            | 72.9            | 74.0            | 79.5            | 87.8            |
| 57   | Real estate .....                                  | 718.4          | 801.1          | 862.2          | 934.0           | 962.0           | 1,012.9         | 1,059.3         | 1,126.8         | 1,176.0         | 1,268.2         | 1,342.6         | 1,427.4         |
| 58   | Nonfarm housing services .....                     | 459.5          | 494.3          | 528.1          | 566.4           | 596.2           | 619.7           | 644.7           | 681.0           | 717.7           | 747.8           | 783.0           | 827.6           |
| 59   | Other real estate .....                            | 258.9          | 306.7          | 334.0          | 367.6           | 365.8           | 393.3           | 414.6           | 445.8           | 458.2           | 520.4           | 559.6           | 599.8           |
| 60   | Holding and other investment offices .....         | 30.6           | 18.1           | 14.6           | 18.5            | 17.8            | 21.8            | 27.2            | 22.1            | 25.3            | 23.1            | 29.8            | 46.8            |
| 61   | <b>Services</b> .....                              | <b>1,217.6</b> | <b>1,384.5</b> | <b>1,529.3</b> | <b>1,678.0</b>  | <b>1,752.9</b>  | <b>1,901.1</b>  | <b>2,017.4</b>  | <b>2,153.3</b>  | <b>2,331.2</b>  | <b>2,519.3</b>  | <b>2,711.7</b>  | <b>2,955.5</b>  |
| 62   | Hotels and other lodging places .....              | 62.9           | 69.1           | 72.7           | 76.6            | 78.0            | 84.9            | 88.8            | 95.1            | 100.5           | 106.5           | 112.6           | 120.4           |
| 63   | Personal services .....                            | 47.8           | 54.5           | 59.8           | 62.4            | 62.0            | 68.7            | 72.5            | 76.6            | 81.7            | 84.6            | 89.6            | 96.0            |
| 64   | Business services .....                            | 195.2          | 232.0          | 262.9          | 294.9           | 303.7           | 328.3           | 358.0           | 397.2           | 449.1           | 510.6           | 577.0           | 673.8           |
| 65   | Auto repair, services, and parking .....           | 68.7           | 77.4           | 83.1           | 86.1            | 83.4            | 91.3            | 98.2            | 107.2           | 115.8           | 124.3           | 130.1           | 134.6           |
| 66   | Miscellaneous repair services .....                | 26.5           | 29.5           | 31.7           | 34.5            | 33.8            | 36.6            | 37.7            | 41.0            | 45.1            | 46.4            | 49.8            | 54.4            |
| 67   | Motion pictures .....                              | 28.9           | 32.4           | 36.2           | 39.2            | 41.2            | 43.0            | 46.9            | 50.4            | 53.9            | 56.8            | 59.2            | 62.5            |
| 68   | Amusement and recreation services .....            | 42.9           | 49.2           | 54.2           | 62.2            | 65.4            | 74.1            | 82.2            | 89.2            | 100.3           | 110.7           | 120.3           | 126.8           |
| 69   | Health services .....                              | 337.5          | 379.8          | 418.4          | 468.0           | 513.3           | 563.7           | 594.1           | 622.0           | 656.7           | 688.0           | 720.5           | 755.6           |
| 70   | Legal services .....                               | 76.5           | 86.9           | 95.1           | 104.5           | 107.5           | 116.8           | 120.7           | 123.4           | 125.0           | 134.1           | 143.3           | 152.8           |
| 71   | Educational services .....                         | 54.8           | 60.5           | 66.4           | 71.9            | 76.6            | 81.4            | 85.8            | 91.2            | 97.1            | 103.8           | 109.4           | 115.1           |
| 72   | Social services .....                              | 43.7           | 51.8           | 57.6           | 64.4            | 66.8            | 70.4            | 76.9            | 83.3            | 92.1            | 98.7            | 108.7           | 119.3           |
| 73   | Membership organizations .....                     | 53.1           | 57.7           | 61.4           | 66.2            | 69.8            | 74.8            | 78.5            | 84.3            | 88.7            | 96.2            | 97.7            | 1               |

Table 9.—Intermediate Inputs by Industry, 1987–98

(Billions of dollars)

| Line |  | 1987           | 1988           | 1989           | 1990           | 1991           | 1992           | 1993           | 1994           | 1995           | 1996           | 1997           | 1998           |
|------|--|----------------|----------------|----------------|----------------|----------------|----------------|----------------|----------------|----------------|----------------|----------------|----------------|
| 1    | <b>All industries</b> .....                        | <b>3,466.2</b> | <b>3,754.6</b> | <b>4,018.7</b> | <b>4,245.2</b> | <b>4,211.9</b> | <b>4,404.5</b> | <b>4,717.8</b> | <b>5,024.4</b> | <b>5,441.5</b> | <b>5,790.1</b> | <b>6,153.2</b> | <b>6,405.3</b> |
| 2    | <b>Private industries</b> .....                    | <b>3,419.6</b> | <b>3,705.6</b> | <b>3,966.7</b> | <b>4,188.8</b> | <b>4,154.3</b> | <b>4,347.3</b> | <b>4,652.0</b> | <b>4,954.3</b> | <b>5,367.7</b> | <b>5,710.5</b> | <b>6,075.2</b> | <b>6,325.0</b> |
| 3    | <b>Agriculture, forestry, and fishing</b> .....    | <b>93.7</b>    | <b>104.0</b>   | <b>111.7</b>   | <b>116.5</b>   | <b>117.8</b>   | <b>119.4</b>   | <b>125.0</b>   | <b>134.7</b>   | <b>140.4</b>   | <b>147.9</b>   | <b>157.1</b>   | <b>154.7</b>   |
| 4    | Farms .....  | 86.9           | 94.7           | 101.0          | 105.7          | 107.2          | 107.4          | 113.9          | 119.8          | 124.7          | 130.4          | 138.1          | 134.1          |
| 5    | Agricultural services, forestry, and fishing ..... | 6.8            | 9.3            | 10.7           | 10.9           | 10.6           | 12.0           | 11.2           | 15.0           | 15.8           | 17.5           | 19.0           | 20.6           |
| 6    | <b>Mining</b> .....                                | <b>57.7</b>    | <b>48.7</b>    | <b>59.9</b>    | <b>65.5</b>    | <b>68.5</b>    | <b>72.0</b>    | <b>71.3</b>    | <b>66.1</b>    | <b>60.4</b>    | <b>73.6</b>    | <b>74.8</b>    | <b>60.0</b>    |
| 7    | Metal mining .....                                 | 3.4            | 4.7            | 6.3            | 6.5            | 5.5            | 5.8            | 5.8            | 6.6            | 6.8            | 6.8            | 6.9            | 5.9            |
| 8    | Coal mining .....                                  | 14.2           | 14.7           | 16.3           | 18.2           | 17.6           | 16.8           | 15.3           | 16.4           | 16.0           | 16.0           | 16.2           | 15.7           |
| 9    | Oil and gas extraction .....                       | 35.0           | 23.3           | 30.9           | 34.0           | 39.3           | 43.0           | 43.4           | 36.5           | 30.4           | 43.7           | 44.8           | 32.2           |
| 10   | Nonmetallic minerals, except fuels .....           | 5.2            | 6.1            | 6.5            | 6.9            | 6.0            | 6.3            | 6.9            | 6.6            | 7.2            | 7.1            | 6.8            | 6.2            |
| 11   | <b>Construction</b> .....                          | <b>194.0</b>   | <b>191.0</b>   | <b>193.6</b>   | <b>201.8</b>   | <b>180.5</b>   | <b>197.3</b>   | <b>206.8</b>   | <b>216.4</b>   | <b>223.8</b>   | <b>238.0</b>   | <b>254.4</b>   | <b>267.4</b>   |
| 12   | <b>Manufacturing</b> .....                         | <b>1,562.7</b> | <b>1,687.4</b> | <b>1,794.8</b> | <b>1,833.0</b> | <b>1,787.2</b> | <b>1,874.3</b> | <b>1,951.5</b> | <b>2,078.4</b> | <b>2,258.4</b> | <b>2,345.0</b> | <b>2,500.6</b> | <b>2,566.2</b> |
| 13   | Durable goods .....                                | 769.8          | 843.3          | 883.7          | 879.8          | 845.4          | 914.3          | 971.3          | 1,067.8        | 1,169.7        | 1,225.2        | 1,329.0        | 1,402.8        |
| 14   | Lumber and wood products .....                     | 38.5           | 40.0           | 40.9           | 42.6           | 39.7           | 49.0           | 58.3           | 63.0           | 62.3           | 65.6           | 68.7           | 67.0           |
| 15   | Furniture and fixtures .....                       | 22.5           | 23.6           | 24.8           | 25.3           | 23.8           | 26.2           | 27.7           | 30.3           | 32.9           | 33.8           | 37.1           | 39.7           |
| 16   | Stone, clay, and glass products .....              | 37.3           | 38.2           | 37.4           | 37.3           | 34.8           | 34.7           | 37.4           | 39.0           | 42.0           | 47.4           | 50.1           | 51.9           |
| 17   | Primary metal industries .....                     | 86.1           | 106.8          | 110.6          | 104.9          | 95.7           | 98.5           | 100.1          | 113.1          | 127.0          | 127.9          | 136.3          | 126.3          |
| 18   | Fabricated metal products .....                    | 82.4           | 89.9           | 92.9           | 92.7           | 89.3           | 93.9           | 97.8           | 103.9          | 113.5          | 116.8          | 122.6          | 131.2          |
| 19   | Industrial machinery and equipment .....           | 116.4          | 127.9          | 135.0          | 133.8          | 132.1          | 138.0          | 157.8          | 184.8          | 215.1          | 234.9          | 255.6          | 277.7          |
| 20   | Electronic and other electric equipment .....      | 80.4           | 85.6           | 85.6           | 85.5           | 82.2           | 103.0          | 108.1          | 123.1          | 149.9          | 160.6          | 178.2          | 198.6          |
| 21   | Motor vehicles and equipment .....                 | 146.4          | 160.6          | 178.0          | 167.6          | 160.4          | 176.7          | 187.2          | 217.1          | 226.7          | 233.9          | 243.6          | 252.6          |
| 22   | Other transportation equipment .....               | 73.4           | 82.2           | 84.0           | 93.5           | 89.0           | 93.9           | 89.6           | 83.1           | 80.0           | 84.8           | 100.8          | 119.9          |
| 23   | Instruments and related products .....             | 69.0           | 69.8           | 76.1           | 77.2           | 79.1           | 80.4           | 85.6           | 88.3           | 96.5           | 94.2           | 105.7          | 106.8          |
| 24   | Miscellaneous manufacturing industries .....       | 17.4           | 18.5           | 18.2           | 19.3           | 19.3           | 20.0           | 21.7           | 22.0           | 23.9           | 25.3           | 30.3           | 31.2           |
| 25   | Nondurable goods .....                             | 792.9          | 844.1          | 911.1          | 953.2          | 941.7          | 960.1          | 980.2          | 1,010.7        | 1,088.7        | 1,119.8        | 1,171.6        | 1,163.5        |
| 26   | Food and kindred products .....                    | 238.6          | 257.0          | 280.0          | 283.8          | 284.7          | 292.4          | 304.8          | 310.6          | 316.3          | 332.0          | 341.0          | 356.0          |
| 27   | Tobacco products .....                             | 14.5           | 16.7           | 18.4           | 21.5           | 23.5           | 26.1           | 21.4           | 22.1           | 23.2           | 24.8           | 27.5           | 29.1           |
| 28   | Textile mill products .....                        | 42.3           | 43.7           | 45.8           | 43.0           | 42.6           | 44.8           | 48.4           | 52.1           | 54.6           | 54.2           | 58.0           | 54.6           |
| 29   | Apparel and other textile products .....           | 40.4           | 40.8           | 38.6           | 40.1           | 41.0           | 43.0           | 44.7           | 47.1           | 48.7           | 48.1           | 50.9           | 52.4           |
| 30   | Paper and allied products .....                    | 70.3           | 78.2           | 85.8           | 86.6           | 84.8           | 86.3           | 85.2           | 91.8           | 113.8          | 103.4          | 107.0          | 109.0          |
| 31   | Printing and publishing .....                      | 77.1           | 81.3           | 83.5           | 89.4           | 87.9           | 89.6           | 89.6           | 95.3           | 109.1          | 109.0          | 116.7          | 120.9          |
| 32   | Chemicals and allied products .....                | 141.3          | 160.6          | 174.3          | 176.4          | 177.6          | 180.5          | 184.5          | 187.1          | 202.0          | 204.9          | 221.6          | 223.3          |
| 33   | Petroleum and coal products .....                  | 107.2          | 96.8           | 113.3          | 137.6          | 127.5          | 119.1          | 111.5          | 111.9          | 120.0          | 140.4          | 143.0          | 119.9          |
| 34   | Rubber and miscellaneous plastics products .....   | 56.3           | 64.1           | 66.7           | 70.5           | 68.7           | 73.6           | 79.1           | 88.3           | 97.4           | 98.2           | 101.3          | 100.5          |
| 35   | Leather and leather products .....                 | 4.9            | 5.0            | 4.7            | 4.3            | 3.4            | 4.5            | 4.9            | 4.4            | 3.7            | 4.8            | 4.6            | 3.8            |
| 36   | <b>Transportation and public utilities</b> .....   | <b>294.1</b>   | <b>325.0</b>   | <b>349.4</b>   | <b>365.8</b>   | <b>366.6</b>   | <b>390.5</b>   | <b>406.9</b>   | <b>421.8</b>   | <b>445.0</b>   | <b>496.5</b>   | <b>517.9</b>   | <b>537.6</b>   |
| 37   | Transportation .....                               | 127.8          | 148.0          | 163.6          | 183.7          | 176.9          | 187.7          | 194.3          | 204.8          | 220.4          | 234.5          | 245.8          | 257.3          |
| 38   | Railroad transportation .....                      | 9.3            | 10.0           | 13.8           | 14.5           | 12.3           | 13.7           | 14.0           | 15.0           | 16.5           | 17.3           | 18.3           | 18.1           |
| 39   | Local and interurban passenger transit .....       | 6.9            | 7.7            | 8.4            | 10.0           | 9.6            | 9.3            | 9.6            | 10.1           | 10.4           | 10.8           | 10.4           | 9.8            |
| 40   | Trucking and warehousing .....                     | 50.5           | 64.3           | 71.9           | 83.6           | 83.3           | 92.1           | 96.6           | 105.9          | 111.6          | 121.7          | 128.2          | 139.4          |
| 41   | Water transportation .....                         | 15.8           | 17.4           | 17.5           | 18.3           | 18.2           | 18.7           | 19.6           | 19.7           | 22.4           | 24.2           | 23.8           | 24.6           |
| 42   | Transportation by air .....                        | 41.3           | 41.8           | 44.1           | 45.7           | 44.8           | 43.5           | 43.7           | 41.7           | 44.5           | 46.5           | 48.8           | 48.5           |
| 43   | Pipelines, except natural gas .....                | 1.0            | 2.0            | 1.7            | 4.1            | 1.9            | 2.2            | 1.9            | 2.4            | 2.8            | 2.1            | 1.8            | 0.9            |
| 44   | Transportation services .....                      | 3.0            | 4.8            | 6.2            | 7.6            | 6.8            | 8.1            | 8.9            | 10.0           | 12.2           | 12.0           | 14.5           | 16.0           |
| 45   | Communications .....                               | 74.4           | 76.7           | 80.0           | 78.6           | 80.8           | 86.4           | 87.7           | 96.7           | 112.3          | 134.1          | 134.3          | 161.3          |
| 46   | Telephone and telegraph .....                      | 49.8           | 51.3           | 55.4           | 54.8           | 58.8           | 63.7           | 66.7           | 75.5           | 92.3           | 106.1          | 102.6          | 123.3          |
| 47   | Radio and television .....                         | 24.6           | 25.5           | 24.6           | 23.8           | 22.0           | 22.8           | 21.0           | 21.2           | 20.0           | 28.0           | 31.8           | 38.0           |
| 48   | Electric, gas, and sanitary services .....         | 91.9           | 100.3          | 105.8          | 103.5          | 109.0          | 116.4          | 124.9          | 120.3          | 112.3          | 128.0          | 137.8          | 119.1          |
| 49   | <b>Wholesale trade</b> .....                       | <b>149.8</b>   | <b>159.9</b>   | <b>168.2</b>   | <b>188.6</b>   | <b>174.6</b>   | <b>179.0</b>   | <b>207.3</b>   | <b>221.9</b>   | <b>267.7</b>   | <b>260.2</b>   | <b>254.2</b>   | <b>240.5</b>   |
| 50   | <b>Retail trade</b> .....                          | <b>239.7</b>   | <b>251.0</b>   | <b>262.7</b>   | <b>285.2</b>   | <b>283.4</b>   | <b>294.8</b>   | <b>328.9</b>   | <b>354.3</b>   | <b>374.9</b>   | <b>383.8</b>   | <b>385.9</b>   | <b>398.5</b>   |
| 51   | <b>Finance, insurance, and real estate</b> .....   | <b>400.2</b>   | <b>442.0</b>   | <b>473.0</b>   | <b>525.9</b>   | <b>546.6</b>   | <b>538.4</b>   | <b>624.4</b>   | <b>672.4</b>   | <b>728.2</b>   | <b>810.4</b>   | <b>910.9</b>   | <b>985.9</b>   |
| 52   | Depository institutions .....                      | 59.4           | 64.6           | 64.8           | 61.2           | 59.5           | 67.3           | 86.0           | 94.7           | 93.4           | 101.7          | 112.4          | 124.4          |
| 53   | Nondepository institutions .....                   | 18.2           | 20.6           | 19.9           | 24.1           | 24.8           | 20.6           | 25.3           | 41.8           | 53.4           | 69.2           | 79.5           | 63.0           |
| 54   | Security and commodity brokers .....               | 20.6           | 15.6           | 21.5           | 20.6           | 36.8           | 31.6           | 37.3           | 33.4           | 60.7           | 61.2           | 89.1           | 136.8          |
| 55   | Insurance carriers .....                           | 87.8           | 98.9           | 104.8          | 116.1          | 117.8          | 96.2           | 130.6          | 126.8          | 134.5          | 138.1          | 158.1          | 145.6          |
| 56   | Insurance agents, brokers, and service .....       | 17.9           | 16.2           | 18.6           | 22.5           | 21.2           | 20.3           | 21.3           | 23.9           | 25.6           | 25.1           | 28.3           | 34.1           |
| 57   | Real estate .....                                  | 187.0          | 214.8          | 231.5          | 268.3          | 272.8          | 287.7          | 307.7          | 335.4          | 343.4          | 396.6          | 423.4          | 459.5          |
| 58   | Nonfarm housing services .....                     | 67.7           | 70.1           | 71.4           | 78.1           | 80.7           | 76.2           | 86.6           | 87.1           | 88.8           | 93.3           | 102.8          | 115.7          |
| 59   | Other real estate .....                            | 119.4          | 144.8          | 160.1          | 190.2          | 192.1          | 211.5          | 221.1          | 248.3          | 254.6          | 303.3          | 320.5          | 343.7          |
| 60   | Holding and other investment offices .....         | 9.3            | 11.2           | 11.9           | 13.0           | 13.6           | 14.7           | 16.2           | 16.2           | 17.2           | 18.4           | 20.1           | 22.6           |
| 61   | <b>Services</b> .....                              | <b>427.7</b>   | <b>496.6</b>   | <b>553.3</b>   | <b>606.4</b>   | <b>629.2</b>   | <b>681.7</b>   | <b>729.8</b>   | <b>788.3</b>   | <b>868.8</b>   | <b>955.0</b>   | <b>1,019.3</b> | <b>1,114.2</b> |
| 62   | Hotels and other lodging places .....              | 25.8           | 28.5           | 28.7           | 30.2           | 29.8           | 34.5           | 35.7           | 38.5           | 38.8           | 40.2           | 42.0           | 44.1           |
| 63   | Personal services .....                            | 16.8           | 18.6           | 23.0           | 24.4           | 23.2           | 27.8           | 28.2           | 31.0           | 35.0           | 37.1           | 39.5           | 43.0           |
| 64   | Business services .....                            | 50.2           | 65.1           | 79.2           | 90.9           | 98.4           | 98.9           | 110.4          | 124.0          | 147.1          | 168.2          | 181.5          | 219.7          |
| 65   | Auto repair, services, and parking .....           | 27.9           | 32.1           | 36.5           | 35.8           | 32.0           | 39.2           | 43.5           | 47.2           | 50.7           | 55.9           | 58.1           | 57.0           |
| 66   | Miscellaneous repair services .....                | 13.0           | 14.1           | 15.1           | 16.8           | 16.8           | 19.0           | 18.5           | 21.7           | 24.4           | 24.6           | 27.5           | 29.8           |
| 67   | Motion pictures .....                              | 15.2           | 18.1           | 18.3           | 21.5           | 23.3           | 24.8           | 26.0           | 30.4           | 31.5           | 32.1           | 34.0           | 35.3           |
| 68   | Amusement and recreation services .....            | 16.7           | 20.4           | 22.2           | 25.7           | 26.0           | 28.9           | 36.7           | 40.0           | 46.8           | 52.4           | 55.4           | 56.3           |
| 69   | Health services .....                              | 106.9          | 126.2          | 137.7          | 153.6          | 168.0          | 185.9          | 199.6          | 208.0          | 223.6          | 228.9          | 244.3          | 260.1          |
| 70   | Legal services .....                               | 14.7           | 16.0           | 19.2           | 21.8           | 21.9           | 24.1           | 27.7           | 28.8           | 23.8           | 36.2           | 34.8           | 36.3           |
| 71   | Educational services .....                         | 23.5           | 26.3           | 29.3           | 32.3           | 32.9           | 34.9           | 36.6           | 38.6           | 41.4           | 45.8           | 48.3           | 48.7           |
| 72   | Social services .....                              | 22.7           | 28.4           | 30.9           | 34.3           | 33.2           | 33.1           | 36.0           | 39.1           | 44.7           | 49.0           | 55.5           | 61.4           |
| 73   | Membership organizations .....                     | 26.2           | 27.4           | 28.1           | 30.4           | 31.4           | 34.9           | 35.1           | 38.2           | 42.0           | 47.0           | 46.5           | 50.3           |
| 74   | Other services .....                               | 68.1           | 75.5           | 85.3           | 88.6           | 92.3           | 95.8           | 95.8           | 102.7          | 118.8          | 137.6          | 151.9          | 172.1          |
| 75   | Private households .....                           | 0              | 0              | 0              | 0              | 0              | 0              | 0              | 0              | 0              | 0              | 0              | 0              |
| 76   | <b>Government</b> .....                            | <b>46.6</b>    | <b></b>        |                |                |                |                |                |                |                |                |                |                |



Table 10.—Chain-Type Quantity Indexes for Gross Output by Industry, 1987–98

[1996=100]

| Line |  | 1987         | 1988         | 1989         | 1990         | 1991         | 1992         | 1993         | 1994          | 1995         | 1996          | 1997          | 1998          |
|------|--|--------------|--------------|--------------|--------------|--------------|--------------|--------------|---------------|--------------|---------------|---------------|---------------|
| 1    | <b>All Industries</b> .....                        | <b>76.61</b> | <b>80.26</b> | <b>82.35</b> | <b>83.89</b> | <b>83.34</b> | <b>85.75</b> | <b>88.62</b> | <b>92.46</b>  | <b>95.98</b> | <b>100.00</b> | <b>105.32</b> | <b>111.21</b> |
| 2    | <b>Private industries</b> .....                    | <b>75.42</b> | <b>79.18</b> | <b>81.25</b> | <b>82.72</b> | <b>82.09</b> | <b>84.69</b> | <b>87.76</b> | <b>91.88</b>  | <b>95.67</b> | <b>100.00</b> | <b>105.70</b> | <b>111.99</b> |
| 3    | <b>Agriculture, forestry, and fishing</b> .....    | <b>82.85</b> | <b>80.80</b> | <b>85.42</b> | <b>89.18</b> | <b>90.37</b> | <b>94.43</b> | <b>92.54</b> | <b>100.30</b> | <b>97.69</b> | <b>100.00</b> | <b>106.45</b> | <b>108.31</b> |
| 4    | Farms .....  | 85.09        | 81.71        | 86.62        | 90.20        | 91.29        | 95.98        | 93.59        | 102.01        | 97.90        | 100.00        | 106.62        | 106.89        |
| 5    | Agricultural services, forestry, and fishing ..... | 73.76        | 77.47        | 80.83        | 85.44        | 87.09        | 88.54        | 88.61        | 93.90         | 96.91        | 100.00        | 105.82        | 113.33        |
| 6    | <b>Mining</b> .....                                | <b>91.84</b> | <b>95.36</b> | <b>94.07</b> | <b>96.69</b> | <b>96.72</b> | <b>95.58</b> | <b>95.99</b> | <b>97.76</b>  | <b>97.11</b> | <b>100.00</b> | <b>103.26</b> | <b>102.27</b> |
| 7    | Metal mining .....                                 | 59.07        | 71.71        | 82.74        | 88.54        | 92.49        | 98.16        | 96.80        | 99.88         | 98.16        | 100.00        | 105.93        | 105.40        |
| 8    | Coal mining .....                                  | 81.13        | 85.03        | 88.89        | 94.51        | 92.89        | 93.88        | 88.96        | 97.62         | 96.89        | 100.00        | 102.33        | 105.42        |
| 9    | Oil and gas extraction .....                       | 99.40        | 101.77       | 97.11        | 98.94        | 100.13       | 97.00        | 98.91        | 98.00         | 96.98        | 100.00        | 103.10        | 100.41        |
| 10   | Nonmetallic minerals, except fuels .....           | 91.10        | 93.60        | 92.57        | 92.11        | 83.92        | 87.27        | 88.61        | 94.91         | 97.48        | 100.00        | 104.06        | 108.38        |
| 11   | <b>Construction</b> .....                          | <b>95.44</b> | <b>95.65</b> | <b>95.12</b> | <b>94.70</b> | <b>85.63</b> | <b>88.71</b> | <b>90.61</b> | <b>94.49</b>  | <b>94.99</b> | <b>100.00</b> | <b>104.45</b> | <b>109.05</b> |
| 12   | <b>Manufacturing</b> .....                         | <b>78.85</b> | <b>82.47</b> | <b>83.41</b> | <b>83.05</b> | <b>81.35</b> | <b>84.43</b> | <b>87.20</b> | <b>92.27</b>  | <b>96.71</b> | <b>100.00</b> | <b>106.92</b> | <b>113.80</b> |
| 13   | Durable goods .....                                | 71.21        | 75.54        | 76.23        | 75.51        | 72.52        | 76.45        | 80.45        | 87.26         | 93.94        | 100.00        | 109.73        | 120.31        |
| 14   | Lumber and wood products .....                     | 99.51        | 98.26        | 94.99        | 93.60        | 86.31        | 91.68        | 91.59        | 96.29         | 98.35        | 100.00        | 101.25        | 103.17        |
| 15   | Furniture and fixtures .....                       | 87.30        | 87.01        | 88.13        | 86.16        | 80.52        | 87.12        | 91.43        | 95.05         | 98.41        | 100.00        | 108.41        | 116.29        |
| 16   | Stone, clay, and glass products .....              | 89.84        | 91.00        | 90.05        | 88.84        | 81.77        | 84.64        | 86.78        | 90.94         | 93.74        | 100.00        | 107.74        | 113.23        |
| 17   | Primary metal industries .....                     | 82.20        | 89.58        | 88.76        | 86.67        | 83.01        | 85.87        | 90.21        | 95.32         | 96.68        | 100.00        | 104.51        | 104.97        |
| 18   | Fabricated metal products .....                    | 84.84        | 87.80        | 86.07        | 84.41        | 80.49        | 83.73        | 87.06        | 93.57         | 96.67        | 100.00        | 104.61        | 110.05        |
| 19   | Industrial machinery and equipment .....           | 50.90        | 57.10        | 59.43        | 59.29        | 56.79        | 60.51        | 66.80        | 76.31         | 88.92        | 100.00        | 114.16        | 133.27        |
| 20   | Electronic and other electric equipment .....      | 41.03        | 43.94        | 45.62        | 46.59        | 47.47        | 53.14        | 58.74        | 69.18         | 85.72        | 100.00        | 117.55        | 141.09        |
| 21   | Motor vehicles and equipment .....                 | 75.50        | 80.28        | 81.42        | 74.71        | 69.29        | 77.18        | 84.83        | 97.50         | 100.33       | 100.00        | 106.08        | 111.70        |
| 22   | Other transportation equipment .....               | 121.48       | 126.03       | 125.65       | 132.16       | 125.10       | 121.21       | 112.30       | 101.54        | 95.37        | 100.00        | 113.67        | 129.82        |
| 23   | Instruments and related products .....             | 85.32        | 89.50        | 90.29        | 92.74        | 93.68        | 93.25        | 93.08        | 92.89         | 97.72        | 100.00        | 107.42        | 111.15        |
| 24   | Miscellaneous manufacturing industries .....       | 83.96        | 89.11        | 88.18        | 89.65        | 87.20        | 86.66        | 91.50        | 93.42         | 96.30        | 100.00        | 112.58        | 115.61        |
| 25   | Nondurable goods .....                             | 88.53        | 91.14        | 92.43        | 92.55        | 92.49        | 94.47        | 95.63        | 98.46         | 100.04       | 100.00        | 103.67        | 106.31        |
| 26   | Food and kindred products .....                    | 87.34        | 90.01        | 92.62        | 92.47        | 94.30        | 96.37        | 98.17        | 99.03         | 101.86       | 100.00        | 101.80        | 108.27        |
| 27   | Tobacco products .....                             | 97.42        | 99.74        | 95.90        | 97.10        | 92.92        | 93.19        | 80.36        | 93.71         | 98.72        | 100.00        | 105.42        | 100.14        |
| 28   | Textile mill products .....                        | 90.67        | 89.64        | 91.02        | 86.71        | 86.00        | 92.56        | 97.45        | 101.92        | 100.95       | 100.00        | 105.44        | 101.36        |
| 29   | Apparel and other textile products .....           | 98.84        | 98.30        | 94.39        | 94.18        | 94.14        | 97.21        | 98.97        | 103.04        | 102.78       | 100.00        | 101.80        | 102.06        |
| 30   | Paper and allied products .....                    | 88.38        | 91.37        | 92.81        | 92.93        | 93.22        | 95.55        | 97.04        | 100.95        | 101.73       | 100.00        | 104.79        | 104.83        |
| 31   | Printing and publishing .....                      | 100.74       | 101.89       | 101.48       | 102.11       | 98.58        | 99.05        | 99.20        | 99.22         | 99.74        | 100.00        | 102.94        | 105.23        |
| 32   | Chemicals and allied products .....                | 85.47        | 89.57        | 91.92        | 93.47        | 92.60        | 94.26        | 94.47        | 97.35         | 98.67        | 100.00        | 105.22        | 106.23        |
| 33   | Petroleum and coal products .....                  | 93.73        | 97.12        | 96.43        | 94.51        | 96.44        | 94.05        | 94.23        | 96.45         | 98.39        | 100.00        | 104.26        | 111.64        |
| 34   | Rubber and miscellaneous plastics products .....   | 67.35        | 70.90        | 73.78        | 76.15        | 75.57        | 81.24        | 86.74        | 94.43         | 96.82        | 100.00        | 104.44        | 105.90        |
| 35   | Leather and leather products .....                 | 123.70       | 121.27       | 116.64       | 109.10       | 99.57        | 112.71       | 111.90       | 106.95        | 98.78        | 100.00        | 100.15        | 90.05         |
| 36   | <b>Transportation and public utilities</b> .....   | <b>70.10</b> | <b>74.54</b> | <b>77.43</b> | <b>79.28</b> | <b>80.99</b> | <b>84.15</b> | <b>86.83</b> | <b>90.64</b>  | <b>94.80</b> | <b>100.00</b> | <b>104.25</b> | <b>110.11</b> |
| 37   | Transportation .....                               | 67.53        | 73.04        | 75.89        | 79.38        | 79.12        | 83.06        | 85.64        | 91.21         | 94.95        | 100.00        | 104.87        | 110.16        |
| 38   | Railroad transportation .....                      | 74.42        | 79.01        | 81.58        | 83.33        | 85.04        | 88.12        | 88.90        | 93.97         | 98.44        | 100.00        | 101.42        | 102.00        |
| 39   | Local and interurban passenger transit .....       | 88.38        | 88.56        | 94.12        | 96.64        | 94.43        | 93.23        | 94.94        | 97.09         | 99.28        | 100.00        | 104.41        | 107.54        |
| 40   | Trucking and warehousing .....                     | 60.64        | 67.90        | 70.84        | 74.54        | 76.33        | 82.58        | 85.76        | 92.49         | 94.63        | 100.00        | 105.22        | 111.77        |
| 41   | Water transportation .....                         | 75.87        | 80.42        | 81.46        | 83.66        | 83.86        | 83.95        | 86.26        | 88.15         | 94.14        | 100.00        | 101.05        | 103.64        |
| 42   | Transportation by air .....                        | 70.56        | 74.93        | 77.38        | 79.96        | 77.78        | 80.62        | 82.97        | 88.41         | 93.31        | 100.00        | 105.97        | 111.00        |
| 43   | Pipelines, except natural gas .....                | 113.63       | 114.05       | 108.57       | 131.70       | 106.17       | 106.53       | 103.78       | 102.47        | 99.86        | 100.00        | 104.19        | 99.80         |
| 44   | Transportation services .....                      | 58.68        | 64.03        | 70.18        | 75.43        | 73.11        | 76.07        | 79.91        | 86.84         | 95.26        | 100.00        | 107.19        | 117.05        |
| 45   | Communications .....                               | 62.77        | 65.46        | 67.25        | 68.97        | 71.06        | 74.60        | 78.27        | 82.95         | 90.36        | 100.00        | 107.19        | 119.91        |
| 46   | Telephone and telegraph .....                      | 58.43        | 60.89        | 62.69        | 64.97        | 67.56        | 71.03        | 75.73        | 80.96         | 88.77        | 100.00        | 108.65        | 123.78        |
| 47   | Radio and television .....                         | 80.10        | 83.71        | 85.37        | 84.53        | 84.42        | 88.25        | 87.69        | 90.23         | 96.06        | 100.00        | 102.32        | 107.56        |
| 48   | Electric, gas, and sanitary services .....         | 81.65        | 86.43        | 90.57        | 90.07        | 94.36        | 95.91        | 97.67        | 98.00         | 99.27        | 100.00        | 100.34        | 99.93         |
| 49   | <b>Wholesale trade</b> .....                       | <b>67.62</b> | <b>71.67</b> | <b>74.61</b> | <b>76.13</b> | <b>76.52</b> | <b>80.47</b> | <b>84.81</b> | <b>89.96</b>  | <b>95.17</b> | <b>100.00</b> | <b>106.64</b> | <b>114.55</b> |
| 50   | <b>Retail trade</b> .....                          | <b>75.96</b> | <b>79.52</b> | <b>81.32</b> | <b>82.39</b> | <b>81.15</b> | <b>83.55</b> | <b>87.41</b> | <b>92.49</b>  | <b>95.66</b> | <b>100.00</b> | <b>104.32</b> | <b>110.42</b> |
| 51   | <b>Finance, insurance, and real estate</b> .....   | <b>76.09</b> | <b>79.39</b> | <b>81.20</b> | <b>83.86</b> | <b>84.99</b> | <b>84.97</b> | <b>89.58</b> | <b>91.88</b>  | <b>95.32</b> | <b>100.00</b> | <b>106.17</b> | <b>112.43</b> |
| 52   | Depository institutions .....                      | 87.60        | 88.10        | 91.10        | 92.52        | 91.87        | 90.62        | 95.86        | 96.12         | 98.72        | 100.00        | 102.41        | 109.68        |
| 53   | Nondepository institutions .....                   | 43.65        | 47.29        | 49.33        | 52.14        | 50.91        | 49.68        | 58.69        | 69.53         | 82.05        | 100.00        | 121.41        | 130.37        |
| 54   | Security and commodity brokers .....               | 39.30        | 36.44        | 41.31        | 38.55        | 46.84        | 50.00        | 60.35        | 65.49         | 81.36        | 100.00        | 125.48        | 161.36        |
| 55   | Insurance carriers .....                           | 97.06        | 105.75       | 101.46       | 103.60       | 111.40       | 91.69        | 106.82       | 101.43        | 102.82       | 100.00        | 108.65        | 102.25        |
| 56   | Insurance agents, brokers, and service .....       | 118.64       | 114.20       | 111.32       | 117.56       | 114.04       | 105.35       | 99.35        | 103.46        | 102.70       | 100.00        | 103.41        | 111.11        |
| 57   | Real estate .....                                  | 73.09        | 79.02        | 81.56        | 84.97        | 84.91        | 88.29        | 89.87        | 93.39         | 95.12        | 100.00        | 102.84        | 106.64        |
| 58   | Nonfarm housing services .....                     | 82.91        | 85.40        | 87.63        | 89.78        | 91.65        | 92.75        | 94.04        | 96.72         | 98.88        | 100.00        | 101.77        | 104.31        |
| 59   | Other real estate .....                            | 59.77        | 70.13        | 73.05        | 78.12        | 75.47        | 81.96        | 83.95        | 88.63         | 89.73        | 100.00        | 104.38        | 109.99        |
| 60   | Holding and other investment offices .....         | 219.35       | 117.83       | 91.95        | 109.09       | 102.85       | 114.97       | 137.19       | 109.69        | 116.69       | 100.00        | 118.15        | 171.67        |
| 61   | <b>Services</b> .....                              | <b>67.59</b> | <b>73.19</b> | <b>77.34</b> | <b>80.86</b> | <b>80.81</b> | <b>84.31</b> | <b>86.92</b> | <b>90.40</b>  | <b>94.86</b> | <b>100.00</b> | <b>104.84</b> | <b>111.44</b> |
| 62   | Hotels and other lodging places .....              | 79.89        | 83.05        | 83.33        | 84.64        | 82.18        | 87.63        | 89.07        | 93.05         | 96.31        | 100.00        | 100.58        | 99.35         |
| 63   | Personal services .....                            | 76.91        | 84.45        | 88.28        | 87.87        | 83.87        | 90.61        | 92.71        | 95.14         | 99.18        | 100.00        | 102.71        | 108.08        |
| 64   | Business services .....                            | 46.46        | 53.55        | 59.62        | 64.73        | 65.04        | 68.81        | 74.03        | 81.59         | 89.78        | 100.00        | 111.01        | 127.13        |
| 65   | Auto repair, services, and parking .....           | 73.70        | 80.15        | 82.24        | 81.65        | 76.29        | 81.28        | 84.80        | 90.25         | 94.56        | 100.00        | 102.10        | 103.67        |
| 66   | Miscellaneous repair services .....                | 75.78        | 82.13        | 86.56        | 91.15        | 86.62        | 89.36        | 87.36        | 93.59         | 101.17       | 100.00        | 104.52        | 111.67        |
| 67   | Motion pictures .....                              | 70.01        | 75.52        | 79.53        | 81.79        | 82.08        | 84.69        | 91.48        | 95.48         | 99.00        | 100.00        | 101.93        | 105.77        |
| 68   | Amusement and recreation services .....            | 52.94        | 58.31        | 61.61        | 67.55        | 67.97        | 75.35        | 81.51        | 85.82         | 93.58        | 100.00        | 105.82        | 108.98        |
| 69   | Health services .....                              | 76.11        | 80.25        | 82.79        | 86.96        | 90.01        | 93.89        | 94.70        | 95.46         | 97.55        | 100.00        | 102.37        | 104.98        |
| 70   | Legal services .....                               | 86.37        | 94.14        | 97.45        | 99.67        | 96.83        | 100.28       | 99.38        | 98.27         | 96.42        | 100.00        | 102.65        | 105.82        |
| 71   | Educational services                               |              |              |              |              |              |              |              |               |              |               |               |               |

Table 11.—Chain-Type Price Indexes for Gross Output by Industry, 1987–98

[1996=100]

| Line |  | 1987         | 1988         | 1989         | 1990         | 1991         | 1992         | 1993         | 1994         | 1995          | 1996          | 1997          | 1998          |
|------|--|--------------|--------------|--------------|--------------|--------------|--------------|--------------|--------------|---------------|---------------|---------------|---------------|
| 1    | <b>All industries</b> .....                        | <b>78.93</b> | <b>81.76</b> | <b>84.94</b> | <b>88.00</b> | <b>90.00</b> | <b>91.78</b> | <b>93.93</b> | <b>95.80</b> | <b>98.40</b>  | <b>100.00</b> | <b>101.15</b> | <b>100.81</b> |
| 2    | <b>Private industries</b> .....                    | <b>79.72</b> | <b>82.53</b> | <b>85.73</b> | <b>88.75</b> | <b>90.49</b> | <b>92.12</b> | <b>94.17</b> | <b>95.94</b> | <b>98.51</b>  | <b>100.00</b> | <b>101.05</b> | <b>100.48</b> |
| 3    | <b>Agriculture, forestry, and fishing</b> .....    | <b>79.18</b> | <b>85.81</b> | <b>89.89</b> | <b>90.55</b> | <b>87.73</b> | <b>87.90</b> | <b>90.59</b> | <b>90.68</b> | <b>92.03</b>  | <b>100.00</b> | <b>96.78</b>  | <b>92.82</b>  |
| 4    | Farms .....  | 80.23        | 87.14        | 91.92        | 92.27        | 88.78        | 87.95        | 89.97        | 89.55        | 90.79         | 100.00        | 95.31         | 90.04         |
| 5    | Agricultural services, forestry, and fishing ..... | 74.49        | 79.90        | 80.95        | 82.93        | 82.99        | 87.36        | 92.92        | 95.22        | 96.96         | 100.00        | 102.66        | 103.79        |
| 6    | <b>Mining</b> .....                                | <b>87.47</b> | <b>83.12</b> | <b>89.45</b> | <b>98.32</b> | <b>91.53</b> | <b>89.49</b> | <b>89.17</b> | <b>85.71</b> | <b>86.13</b>  | <b>100.00</b> | <b>101.63</b> | <b>86.94</b>  |
| 7    | Metal mining .....                                 | 94.95        | 107.39       | 110.08       | 104.30       | 95.81        | 92.50        | 87.52        | 96.53        | 107.59        | 100.00        | 94.82         | 82.61         |
| 8    | Coal mining .....                                  | 123.32       | 118.37       | 117.03       | 116.83       | 115.27       | 112.97       | 106.83       | 104.62       | 101.63        | 100.00        | 98.36         | 95.23         |
| 9    | Oil and gas extraction .....                       | 79.37        | 73.32        | 81.66        | 94.24        | 85.74        | 83.63        | 84.96        | 79.34        | 79.16         | 100.00        | 102.85        | 83.74         |
| 10   | Nonmetallic minerals, except fuels .....           | 85.45        | 88.00        | 90.93        | 93.85        | 94.48        | 94.63        | 93.79        | 96.14        | 98.58         | 100.00        | 102.69        | 100.43        |
| 11   | <b>Construction</b> .....                          | <b>78.09</b> | <b>80.74</b> | <b>83.32</b> | <b>85.81</b> | <b>87.03</b> | <b>87.78</b> | <b>90.72</b> | <b>93.86</b> | <b>97.61</b>  | <b>100.00</b> | <b>103.16</b> | <b>105.96</b> |
| 12   | <b>Manufacturing</b> .....                         | <b>84.92</b> | <b>88.35</b> | <b>92.10</b> | <b>94.51</b> | <b>95.05</b> | <b>95.64</b> | <b>96.57</b> | <b>97.74</b> | <b>100.19</b> | <b>100.00</b> | <b>99.06</b>  | <b>95.98</b>  |
| 13   | Durable goods .....                                | 91.54        | 94.54        | 97.47        | 98.40        | 99.28        | 99.96        | 101.03       | 102.31       | 102.45        | 100.00        | 98.25         | 94.56         |
| 14   | Lumber and wood products .....                     | 67.21        | 70.39        | 74.46        | 75.63        | 76.90        | 83.97        | 97.27        | 101.14       | 100.75        | 100.00        | 103.48        | 101.81        |
| 15   | Furniture and fixtures .....                       | 77.99        | 81.55        | 84.65        | 87.16        | 88.91        | 89.98        | 91.79        | 94.95        | 97.66         | 100.00        | 101.45        | 102.47        |
| 16   | Stone, clay, and glass products .....              | 83.68        | 84.59        | 86.27        | 87.52        | 88.95        | 89.33        | 91.32        | 94.65        | 98.52         | 100.00        | 101.37        | 102.99        |
| 17   | Primary metal industries .....                     | 82.12        | 93.64        | 98.32        | 95.63        | 91.45        | 90.00        | 88.78        | 94.35        | 104.18        | 100.00        | 100.73        | 96.54         |
| 18   | Fabricated metal products .....                    | 81.40        | 85.30        | 89.31        | 91.47        | 92.66        | 92.96        | 93.62        | 95.23        | 98.85         | 100.00        | 101.16        | 102.06        |
| 19   | Industrial machinery and equipment .....           | 111.98       | 112.42       | 114.19       | 114.52       | 114.40       | 112.10       | 109.50       | 107.98       | 105.41        | 100.00        | 94.26         | 87.13         |
| 20   | Electronic and other electric equipment .....      | 130.51       | 132.16       | 133.15       | 130.80       | 129.50       | 126.37       | 124.25       | 120.86       | 110.32        | 100.00        | 93.32         | 82.86         |
| 21   | Motor vehicles and equipment .....                 | 83.10        | 84.52        | 86.88        | 88.24        | 91.12        | 93.56        | 95.88        | 98.24        | 99.30         | 100.00        | 99.20         | 98.18         |
| 22   | Other transportation equipment .....               | 77.91        | 79.26        | 82.28        | 85.50        | 88.87        | 92.03        | 94.03        | 95.98        | 98.27         | 100.00        | 101.04        | 101.57        |
| 23   | Instruments and related products .....             | 84.27        | 86.43        | 89.60        | 92.19        | 94.23        | 95.88        | 97.29        | 98.33        | 99.39         | 100.00        | 100.53        | 100.81        |
| 24   | Miscellaneous manufacturing industries .....       | 80.43        | 83.33        | 86.44        | 88.99        | 91.17        | 93.10        | 94.82        | 96.39        | 98.48         | 100.00        | 100.97        | 101.69        |
| 25   | Nondurable goods .....                             | 77.97        | 81.78        | 86.30        | 90.11        | 90.33        | 90.84        | 91.64        | 92.68        | 97.63         | 100.00        | 100.05        | 97.76         |
| 26   | Food and kindred products .....                    | 80.73        | 84.22        | 88.40        | 91.23        | 91.40        | 91.71        | 93.21        | 94.30        | 95.29         | 100.00        | 100.34        | 97.97         |
| 27   | Tobacco products .....                             | 64.43        | 70.30        | 78.16        | 87.01        | 98.48        | 108.28       | 105.74       | 95.14        | 97.95         | 100.00        | 104.37        | 118.28        |
| 28   | Textile mill products .....                        | 86.62        | 90.25        | 92.22        | 94.19        | 94.98        | 95.70        | 95.54        | 95.81        | 98.82         | 100.00        | 99.73         | 99.43         |
| 29   | Apparel and other textile products .....           | 85.47        | 88.06        | 90.29        | 92.72        | 94.87        | 96.55        | 97.43        | 97.79        | 98.45         | 100.00        | 100.80        | 101.64        |
| 30   | Paper and allied products .....                    | 76.78        | 83.81        | 88.81        | 88.94        | 87.22        | 86.70        | 85.50        | 88.29        | 106.63        | 100.00        | 96.24         | 98.18         |
| 31   | Printing and publishing .....                      | 70.01        | 73.54        | 77.42        | 80.63        | 83.75        | 86.24        | 88.99        | 91.31        | 96.51         | 100.00        | 101.87        | 104.61        |
| 32   | Chemicals and allied products .....                | 73.46        | 79.73        | 84.21        | 85.43        | 87.79        | 88.65        | 90.68        | 93.35        | 99.71         | 100.00        | 100.82        | 100.28        |
| 33   | Petroleum and coal products .....                  | 80.83        | 77.91        | 87.02        | 105.01       | 95.04        | 91.83        | 88.63        | 85.82        | 88.76         | 100.00        | 98.10         | 75.60         |
| 34   | Rubber and miscellaneous plastics products .....   | 86.21        | 90.42        | 92.06        | 92.75        | 93.60        | 93.28        | 94.17        | 95.43        | 100.31        | 100.00        | 99.77         | 99.29         |
| 35   | Leather and leather products .....                 | 79.42        | 85.78        | 88.75        | 92.23        | 92.45        | 93.27        | 95.09        | 97.68        | 101.23        | 100.00        | 101.92        | 101.02        |
| 36   | <b>Transportation and public utilities</b> .....   | <b>88.36</b> | <b>89.30</b> | <b>90.86</b> | <b>92.93</b> | <b>93.96</b> | <b>94.94</b> | <b>97.08</b> | <b>98.03</b> | <b>98.66</b>  | <b>100.00</b> | <b>101.55</b> | <b>101.28</b> |
| 37   | Transportation .....                               | 88.80        | 90.89        | 92.61        | 95.19        | 96.00        | 96.00        | 97.80        | 98.20        | 100.00        | 100.00        | 101.49        | 102.80        |
| 38   | Railroad transportation .....                      | 102.85       | 102.73       | 101.40       | 101.08       | 98.93        | 98.30        | 99.26        | 100.13       | 100.07        | 100.00        | 100.66        | 101.91        |
| 39   | Local and interurban passenger transit .....       | 72.44        | 77.35        | 77.75        | 81.38        | 86.77        | 89.83        | 90.96        | 92.10        | 95.06         | 100.00        | 99.71         | 99.00         |
| 40   | Trucking and warehousing .....                     | 88.46        | 88.69        | 91.94        | 96.07        | 94.50        | 94.41        | 95.90        | 97.25        | 99.18         | 100.00        | 101.20        | 102.92        |
| 41   | Water transportation .....                         | 87.83        | 90.51        | 91.56        | 93.09        | 95.77        | 95.97        | 96.74        | 97.29        | 99.48         | 100.00        | 100.82        | 102.18        |
| 42   | Transportation by air .....                        | 91.32        | 96.19        | 96.98        | 97.05        | 100.65       | 99.23        | 102.86       | 100.45       | 102.50        | 100.00        | 103.04        | 104.64        |
| 43   | Pipelines, except natural gas .....                | 90.96        | 86.57        | 84.67        | 93.24        | 89.05        | 92.04        | 92.35        | 98.04        | 105.59        | 100.00        | 94.84         | 95.35         |
| 44   | Transportation services .....                      | 78.41        | 83.49        | 86.47        | 90.54        | 95.30        | 97.80        | 98.53        | 99.49        | 99.47         | 100.00        | 102.32        | 101.88        |
| 45   | Communications .....                               | 91.32        | 91.78        | 92.72        | 94.26        | 95.43        | 96.21        | 97.55        | 99.34        | 99.83         | 100.00        | 100.98        | 100.43        |
| 46   | Telephone and telegraph .....                      | 100.05       | 99.10        | 99.38        | 99.29        | 100.22       | 100.32       | 100.58       | 102.24       | 101.75        | 100.00        | 99.55         | 97.23         |
| 47   | Radio and television .....                         | 66.70        | 70.66        | 73.22        | 78.94        | 80.74        | 83.38        | 87.79        | 89.97        | 93.47         | 100.00        | 106.03        | 112.17        |
| 48   | Electric, gas, and sanitary services .....         | 85.14        | 85.08        | 86.94        | 88.80        | 89.98        | 92.29        | 95.51        | 96.45        | 95.64         | 100.00        | 102.27        | 99.89         |
| 49   | <b>Wholesale trade</b> .....                       | <b>85.88</b> | <b>89.46</b> | <b>90.45</b> | <b>93.92</b> | <b>94.35</b> | <b>93.39</b> | <b>95.52</b> | <b>98.68</b> | <b>102.23</b> | <b>100.00</b> | <b>98.14</b>  | <b>94.43</b>  |
| 50   | <b>Retail trade</b> .....                          | <b>82.89</b> | <b>83.68</b> | <b>86.74</b> | <b>89.88</b> | <b>92.88</b> | <b>94.62</b> | <b>96.89</b> | <b>98.43</b> | <b>99.73</b>  | <b>100.00</b> | <b>100.26</b> | <b>99.83</b>  |
| 51   | <b>Finance, insurance, and real estate</b> .....   | <b>71.94</b> | <b>74.87</b> | <b>78.24</b> | <b>81.52</b> | <b>84.76</b> | <b>87.95</b> | <b>90.90</b> | <b>93.35</b> | <b>96.90</b>  | <b>100.00</b> | <b>103.64</b> | <b>105.29</b> |
| 52   | Depository institutions .....                      | 67.72        | 70.28        | 71.12        | 73.34        | 80.50        | 87.80        | 87.34        | 89.70        | 94.82         | 100.00        | 109.32        | 110.17        |
| 53   | Nondepository institutions .....                   | 76.15        | 79.55        | 81.65        | 83.89        | 87.06        | 88.69        | 90.92        | 94.42        | 98.36         | 100.00        | 99.54         | 100.11        |
| 54   | Security and commodity brokers .....               | 93.08        | 93.63        | 95.52        | 96.37        | 97.46        | 101.72       | 102.72       | 100.41       | 100.56        | 100.00        | 97.20         | 92.95         |
| 55   | Insurance carriers .....                           | 51.78        | 56.34        | 62.29        | 66.71        | 69.01        | 74.39        | 82.49        | 87.15        | 94.70         | 100.00        | 105.40        | 107.96        |
| 56   | Insurance agents, brokers, and service .....       | 54.99        | 59.17        | 64.32        | 69.13        | 70.10        | 76.55        | 85.85        | 90.48        | 95.87         | 100.00        | 103.93        | 106.74        |
| 57   | Real estate .....                                  | 77.50        | 79.93        | 83.35        | 86.67        | 89.33        | 90.46        | 92.94        | 95.14        | 97.49         | 100.00        | 102.94        | 105.55        |
| 58   | Nonfarm housing services .....                     | 74.12        | 77.41        | 80.59        | 84.36        | 86.99        | 89.34        | 91.68        | 94.16        | 97.06         | 100.00        | 102.88        | 106.10        |
| 59   | Other real estate .....                            | 83.24        | 84.05        | 87.87        | 90.42        | 93.13        | 92.21        | 94.90        | 96.66        | 98.14         | 100.00        | 103.03        | 104.79        |
| 60   | Holding and other investment offices .....         | 60.36        | 66.64        | 68.79        | 73.53        | 75.16        | 82.11        | 85.85        | 87.19        | 93.78         | 100.00        | 109.21        | 118.13        |
| 61   | <b>Services</b> .....                              | <b>71.51</b> | <b>75.08</b> | <b>78.49</b> | <b>82.37</b> | <b>86.11</b> | <b>89.51</b> | <b>92.13</b> | <b>94.55</b> | <b>97.55</b>  | <b>100.00</b> | <b>102.67</b> | <b>105.27</b> |
| 62   | Hotels and other lodging places .....              | 73.96        | 78.15        | 81.90        | 84.98        | 89.19        | 91.03        | 93.59        | 95.94        | 98.03         | 100.00        | 105.15        | 113.80        |
| 63   | Personal services .....                            | 73.48        | 76.31        | 80.01        | 83.88        | 87.44        | 89.66        | 92.39        | 95.15        | 97.43         | 100.00        | 103.12        | 104.99        |
| 64   | Business services .....                            | 82.31        | 84.85        | 86.38        | 89.23        | 91.47        | 93.45        | 94.72        | 95.35        | 97.97         | 100.00        | 101.81        | 103.81        |
| 65   | Auto repair, services, and parking .....           | 74.93        | 77.68        | 81.23        | 84.75        | 87.88        | 90.30        | 93.09        | 95.56        | 98.50         | 100.00        | 102.46        | 104.42        |
| 66   | Miscellaneous repair services .....                | 75.26        | 77.47        | 78.84        | 81.51        | 84.19        | 88.36        | 92.90        | 94.37        | 96.13         | 100.00        | 102.58        | 104.97        |
| 67   | Motion pictures .....                              | 72.66        | 75.54        | 80.18        | 84.51        | 88.48        | 89.45        | 90.29        | 92.97        | 95.86         | 100.00        | 102.41        | 104.06        |
| 68   | Amusement and recreation services .....            | 73.14        | 76.24        | 79.39        | 83.14        | 86.88        | 88.78        | 91.04        | 93.89        | 96.77         | 100.00        | 102.64        | 105.08        |
| 69   | Health services .....                              | 64.46        | 68.78        | 73.45        | 78.22        | 82.88        | 87.26        | 91.19        | 94.70        | 97.85         | 100.00        | 102.30        | 104.62        |
| 70   | Legal services .....                               | 66.02        | 68.80        | 72.79        | 78.17        | 82.76        | 86.84        | 90.58        | 93.63        | 96.63         | 100.00        | 104.05        | 107.69        |
| 71   | Educational services .....                         | 70.88        | 74.70        | 78.50        |              |              |              |              |              |               |               |               |               |

Table 12.—Chain-Type Quantity Indexes for Intermediate Inputs by Industry, 1987–98

[1996=100]

| Line |  | 1987          | 1988         | 1989         | 1990         | 1991          | 1992          | 1993          | 1994          | 1995          | 1996          | 1997          | 1998          |
|------|--|---------------|--------------|--------------|--------------|---------------|---------------|---------------|---------------|---------------|---------------|---------------|---------------|
| 1    | <b>All industries</b> .....                        | <b>73.48</b>  | <b>76.62</b> | <b>78.83</b> | <b>80.75</b> | <b>79.70</b>  | <b>82.73</b>  | <b>87.03</b>  | <b>91.16</b>  | <b>95.43</b>  | <b>100.00</b> | <b>105.49</b> | <b>112.06</b> |
| 2    | <b>Private industries</b> .....                    | <b>73.50</b>  | <b>76.65</b> | <b>78.86</b> | <b>80.77</b> | <b>79.68</b>  | <b>82.78</b>  | <b>87.00</b>  | <b>91.12</b>  | <b>95.42</b>  | <b>100.00</b> | <b>105.62</b> | <b>112.22</b> |
| 3    | <b>Agriculture, forestry, and fishing</b> .....    | <b>81.47</b>  | <b>83.97</b> | <b>85.67</b> | <b>87.89</b> | <b>88.27</b>  | <b>89.71</b>  | <b>91.46</b>  | <b>97.28</b>  | <b>100.52</b> | <b>100.00</b> | <b>103.80</b> | <b>107.19</b> |
| 4    | Farms .....  | 85.16         | 86.24        | 87.27        | 89.74        | 90.49         | 91.09         | 94.15         | 97.94         | 101.42        | 100.00        | 103.18        | 105.25        |
| 5    | Agricultural services, forestry, and fishing ..... | 52.90         | 66.71        | 73.74        | 74.04        | 71.36         | 79.50         | 71.12         | 92.41         | 93.87         | 100.00        | 108.52        | 121.92        |
| 6    | <b>Mining</b> .....                                | <b>97.59</b>  | <b>82.77</b> | <b>96.82</b> | <b>99.29</b> | <b>106.65</b> | <b>111.57</b> | <b>105.36</b> | <b>100.70</b> | <b>92.85</b>  | <b>100.00</b> | <b>99.63</b>  | <b>88.30</b>  |
| 7    | Metal mining .....                                 | 60.67         | 78.42        | 102.18       | 102.93       | 90.04         | 95.43         | 94.19         | 102.70        | 101.42        | 100.00        | 102.74        | 92.71         |
| 8    | Coal mining .....                                  | 99.02         | 102.14       | 109.96       | 118.90       | 114.69        | 109.18        | 99.58         | 106.19        | 101.75        | 100.00        | 101.25        | 99.86         |
| 9    | Oil and gas extraction .....                       | 105.30        | 71.98        | 89.05        | 89.41        | 108.62        | 117.97        | 110.09        | 98.81         | 85.55         | 100.00        | 99.31         | 82.93         |
| 10   | Nonmetallic minerals, except fuels .....           | 90.20         | 102.92       | 105.86       | 106.88       | 93.26         | 97.64         | 104.24        | 98.89         | 105.61        | 100.00        | 95.10         | 90.22         |
| 11   | <b>Construction</b> .....                          | <b>105.34</b> | <b>99.15</b> | <b>97.04</b> | <b>98.39</b> | <b>86.50</b>  | <b>92.35</b>  | <b>93.69</b>  | <b>95.22</b>  | <b>95.39</b>  | <b>100.00</b> | <b>104.97</b> | <b>109.98</b> |
| 12   | <b>Manufacturing</b> .....                         | <b>78.49</b>  | <b>81.00</b> | <b>82.84</b> | <b>82.67</b> | <b>81.55</b>  | <b>85.62</b>  | <b>88.31</b>  | <b>92.65</b>  | <b>96.20</b>  | <b>100.00</b> | <b>107.85</b> | <b>115.93</b> |
| 13   | Durable goods .....                                | 70.53         | 73.27        | 74.60        | 73.80        | 71.10         | 76.77         | 80.65         | 87.00         | 92.99         | 100.00        | 109.81        | 119.81        |
| 14   | Lumber and wood products .....                     | 83.98         | 83.23        | 81.39        | 82.43        | 76.45         | 87.36         | 91.08         | 95.66         | 94.77         | 100.00        | 101.43        | 101.62        |
| 15   | Furniture and fixtures .....                       | 84.00         | 83.79        | 85.31        | 85.41        | 79.50         | 85.87         | 88.01         | 93.67         | 97.37         | 100.00        | 109.06        | 117.25        |
| 16   | Stone, clay, and glass products .....              | 96.64         | 96.22        | 91.17        | 88.93        | 82.36         | 81.46         | 86.11         | 87.12         | 90.09         | 100.00        | 104.34        | 108.59        |
| 17   | Primary metal industries .....                     | 81.71         | 89.92        | 89.93        | 86.99        | 82.49         | 85.84         | 88.13         | 93.72         | 96.31         | 100.00        | 105.66        | 103.28        |
| 18   | Fabricated metal products .....                    | 86.36         | 87.61        | 87.27        | 86.63        | 84.19         | 88.81         | 91.73         | 94.20         | 96.07         | 100.00        | 104.04        | 112.94        |
| 19   | Industrial machinery and equipment .....           | 49.26         | 52.25        | 53.94        | 53.23        | 52.81         | 55.83         | 64.19         | 75.14         | 87.40         | 100.00        | 112.67        | 128.48        |
| 20   | Electronic and other electric equipment .....      | 48.67         | 49.29        | 48.23        | 48.49        | 46.97         | 59.53         | 62.54         | 71.12         | 87.41         | 100.00        | 116.13        | 137.43        |
| 21   | Motor vehicles and equipment .....                 | 70.71         | 75.01        | 80.95        | 74.92        | 71.04         | 78.02         | 81.99         | 93.71         | 95.98         | 100.00        | 105.09        | 110.95        |
| 22   | Other transportation equipment .....               | 106.47        | 114.82       | 113.68       | 123.42       | 114.83        | 119.03        | 111.68        | 101.55        | 94.92         | 100.00        | 117.94        | 140.44        |
| 23   | Instruments and related products .....             | 72.55         | 70.26        | 75.22        | 76.93        | 79.35         | 81.42         | 86.85         | 89.55         | 97.76         | 100.00        | 115.91        | 122.52        |
| 24   | Miscellaneous manufacturing industries .....       | 84.62         | 84.39        | 80.20        | 83.68        | 83.73         | 86.78         | 93.15         | 91.70         | 94.57         | 100.00        | 119.06        | 124.12        |
| 25   | Nondurable goods .....                             | 87.83         | 90.06        | 92.49        | 93.08        | 93.81         | 95.98         | 97.25         | 99.16         | 99.81         | 100.00        | 105.71        | 111.65        |
| 26   | Food and kindred products .....                    | 87.23         | 88.27        | 93.10        | 92.54        | 94.38         | 97.30         | 98.78         | 100.55        | 98.28         | 100.00        | 103.75        | 113.00        |
| 27   | Tobacco products .....                             | 75.01         | 81.81        | 86.66        | 98.07        | 103.75        | 114.77        | 92.87         | 94.03         | 94.59         | 100.00        | 110.31        | 115.73        |
| 28   | Textile mill products .....                        | 92.51         | 91.54        | 93.07        | 85.22        | 84.16         | 88.55         | 95.20         | 99.99         | 100.25        | 100.00        | 108.44        | 103.81        |
| 29   | Apparel and other textile products .....           | 99.41         | 95.84        | 88.94        | 90.12        | 90.72         | 93.93         | 97.09         | 101.68        | 102.13        | 100.00        | 104.82        | 107.86        |
| 30   | Paper and allied products .....                    | 86.68         | 89.26        | 92.93        | 92.58        | 91.92         | 94.08         | 91.56         | 96.74         | 106.39        | 100.00        | 105.02        | 107.83        |
| 31   | Printing and publishing .....                      | 88.70         | 88.35        | 87.20        | 91.51        | 89.42         | 91.27         | 96.73         | 94.85         | 98.76         | 100.00        | 107.88        | 111.19        |
| 32   | Chemicals and allied products .....                | 90.58         | 97.22        | 100.87       | 99.76        | 99.21         | 100.35        | 101.07        | 99.39         | 100.44        | 100.00        | 106.76        | 113.07        |
| 33   | Petroleum and coal products .....                  | 92.95         | 95.63        | 97.04        | 99.73        | 105.27        | 100.92        | 100.53        | 103.00        | 100.56        | 100.00        | 108.74        | 119.89        |
| 34   | Rubber and miscellaneous plastics products .....   | 71.52         | 75.15        | 76.12        | 80.36        | 78.18         | 83.76         | 88.68         | 96.50         | 97.91         | 100.00        | 102.55        | 104.88        |
| 35   | Leather and leather products .....                 | 124.16        | 117.75       | 107.08       | 95.53        | 77.38         | 102.82        | 108.54        | 94.08         | 75.24         | 100.00        | 94.56         | 81.35         |
| 36   | <b>Transportation and public utilities</b> .....   | <b>71.37</b>  | <b>78.27</b> | <b>80.68</b> | <b>79.97</b> | <b>80.30</b>  | <b>85.22</b>  | <b>87.31</b>  | <b>90.17</b>  | <b>94.19</b>  | <b>100.00</b> | <b>103.14</b> | <b>111.75</b> |
| 37   | Transportation .....                               | 67.80         | 77.67        | 81.37        | 85.09        | 82.12         | 86.92         | 88.90         | 92.65         | 97.61         | 100.00        | 104.18        | 113.10        |
| 38   | Railroad transportation .....                      | 68.09         | 71.59        | 94.29        | 93.01        | 78.71         | 87.23         | 88.00         | 93.23         | 100.69        | 100.00        | 105.81        | 109.21        |
| 39   | Local and interurban passenger transit .....       | 80.28         | 87.92        | 90.37        | 98.59        | 96.25         | 94.03         | 95.61         | 99.06         | 100.52        | 100.00        | 97.47         | 99.47         |
| 40   | Trucking and warehousing .....                     | 51.29         | 64.91        | 68.85        | 74.99        | 75.12         | 82.84         | 85.67         | 92.39         | 95.05         | 100.00        | 104.71        | 117.26        |
| 41   | Water transportation .....                         | 80.99         | 88.46        | 84.77        | 83.73        | 82.42         | 83.44         | 86.17         | 85.57         | 94.95         | 100.00        | 96.63         | 100.69        |
| 42   | Transportation by air .....                        | 110.22        | 110.09       | 109.31       | 102.92       | 101.62        | 99.30         | 99.14         | 95.24         | 100.41        | 100.00        | 104.90        | 112.21        |
| 43   | Pipelines, except natural gas .....                | 56.60         | 116.00       | 92.02        | 217.41       | 99.80         | 113.90        | 98.72         | 118.25        | 133.68        | 100.00        | 84.97         | 45.24         |
| 44   | Transportation services .....                      | 32.02         | 49.90        | 62.27        | 73.82        | 64.06         | 75.17         | 80.67         | 88.60         | 104.76        | 100.00        | 118.42        | 128.90        |
| 45   | Communications .....                               | 64.75         | 65.45        | 66.10        | 63.68        | 63.92         | 67.79         | 67.74         | 73.40         | 84.11         | 100.00        | 99.68         | 120.56        |
| 46   | Telephone and telegraph .....                      | 51.60         | 52.61        | 55.58        | 54.62        | 57.78         | 62.22         | 64.35         | 71.73         | 86.80         | 100.00        | 96.77         | 117.94        |
| 47   | Radio and television .....                         | 120.06        | 119.25       | 109.41       | 100.81       | 88.80         | 90.33         | 81.47         | 80.26         | 73.70         | 100.00        | 110.57        | 130.48        |
| 48   | Electric, gas, and sanitary services .....         | 85.33         | 93.75        | 95.80        | 88.77        | 95.39         | 101.71        | 106.40        | 104.42        | 98.84         | 100.00        | 104.84        | 99.75         |
| 49   | <b>Wholesale trade</b> .....                       | <b>69.50</b>  | <b>71.76</b> | <b>72.94</b> | <b>79.35</b> | <b>72.03</b>  | <b>73.12</b>  | <b>83.39</b>  | <b>87.78</b>  | <b>103.33</b> | <b>100.00</b> | <b>97.38</b>  | <b>93.33</b>  |
| 50   | <b>Retail trade</b> .....                          | <b>78.49</b>  | <b>79.84</b> | <b>80.15</b> | <b>84.00</b> | <b>81.79</b>  | <b>84.55</b>  | <b>92.42</b>  | <b>97.34</b>  | <b>99.86</b>  | <b>100.00</b> | <b>98.55</b>  | <b>100.98</b> |
| 51   | <b>Finance, insurance, and real estate</b> .....   | <b>66.86</b>  | <b>71.04</b> | <b>72.92</b> | <b>78.22</b> | <b>78.88</b>  | <b>75.56</b>  | <b>84.42</b>  | <b>88.49</b>  | <b>92.43</b>  | <b>100.00</b> | <b>108.00</b> | <b>113.51</b> |
| 52   | Depository institutions .....                      | 77.03         | 81.10        | 78.93        | 72.27        | 68.13         | 75.07         | 93.12         | 99.54         | 94.39         | 100.00        | 107.64        | 116.32        |
| 53   | Nondepository institutions .....                   | 35.63         | 39.18        | 36.78        | 43.26        | 43.15         | 34.56         | 41.17         | 65.59         | 80.23         | 100.00        | 110.62        | 84.30         |
| 54   | Security and commodity brokers .....               | 41.47         | 30.28        | 40.35        | 37.89        | 66.39         | 55.66         | 64.04         | 56.26         | 100.24        | 100.00        | 143.44        | 218.16        |
| 55   | Insurance carriers .....                           | 102.08        | 108.26       | 106.98       | 111.93       | 111.19        | 85.42         | 106.78        | 99.60         | 100.66        | 100.00        | 110.88        | 99.57         |
| 56   | Insurance agents, brokers, and service .....       | 91.51         | 80.12        | 88.07        | 102.87       | 93.62         | 88.00         | 90.73         | 99.72         | 103.71        | 100.00        | 110.22        | 131.82        |
| 57   | Real estate .....                                  | 60.78         | 67.65        | 70.43        | 79.21        | 77.79         | 80.74         | 84.26         | 89.96         | 89.12         | 100.00        | 101.23        | 105.88        |
| 58   | Nonfarm housing services .....                     | 93.10         | 93.64        | 91.85        | 97.70        | 96.61         | 90.98         | 100.46        | 98.58         | 98.08         | 100.00        | 106.21        | 116.88        |
| 59   | Other real estate .....                            | 50.79         | 59.62        | 63.81        | 73.49        | 71.96         | 77.57         | 79.27         | 87.31         | 86.37         | 100.00        | 99.72         | 102.57        |
| 60   | Holding and other investment offices .....         | 68.36         | 78.84        | 80.99        | 86.31        | 88.03         | 91.56         | 95.64         | 93.12         | 95.35         | 100.00        | 105.74        | 114.13        |
| 61   | <b>Services</b> .....                              | <b>55.68</b>  | <b>62.39</b> | <b>67.02</b> | <b>71.13</b> | <b>71.89</b>  | <b>76.91</b>  | <b>80.94</b>  | <b>85.87</b>  | <b>92.11</b>  | <b>100.00</b> | <b>105.43</b> | <b>115.24</b> |
| 62   | Hotels and other lodging places .....              | 82.05         | 87.58        | 85.07        | 86.85        | 83.56         | 95.21         | 96.32         | 101.42        | 99.05         | 100.00        | 101.77        | 104.97        |
| 63   | Personal services .....                            | 57.67         | 61.91        | 73.76        | 75.45        | 70.03         | 82.54         | 82.10         | 88.24         | 96.65         | 100.00        | 104.02        | 111.96        |
| 64   | Business services .....                            | 31.88         | 40.22        | 47.87        | 54.01        | 57.67         | 58.26         | 64.94         | 72.86         | 86.00         | 100.00        | 109.14        | 136.00        |
| 65   | Auto repair, services, and parking .....           | 62.25         | 69.56        | 75.89        | 71.15        | 62.71         | 76.14         | 82.87         | 88.33         | 92.47         | 100.00        | 103.07        | 101.82        |
| 66   | Miscellaneous repair services .....                | 59.32         | 62.26        | 65.12        | 72.14        | 71.69         | 81.08         | 77.82         | 90.02         | 99.90         | 100.00        | 111.54        | 123.11        |
| 67   | Motion pictures .....                              | 64.29         | 73.42        | 70.12        | 78.62        | 81.80         | 86.21         | 89.18         | 101.16        | 101.33        | 100.00        | 103.22        | 105.52        |
| 68   | Amusement and recreation services .....            | 41.47         | 49.07        | 51.05        | 57.01        | 55.77         | 60.98         | 76.27         | 80.98         | 91.69         | 100.00        | 103.46        | 103.95        |
| 69   | Health services .....                              | 60.08         | 68.28        | 71.61        | 77.30        | 81.97         | 89.08         | 93.56         | 95.48         | 99.10         | 100.00        | 105.26        | 111.62        |
| 70   | Legal services .....                               | 52.19         | 55.07        | 63.25        | 69.71        | 67.15         | 73.07         | 82.22         | 83.50         | 67.21         | 100.00        | 93.62         | 96.29         |
| 71   |  |               |              |              |              |               |               |               |               |               |               |               |               |

Table 13.—Chain-Type Price Indexes for Intermediate Inputs by Industry, 1987–98

[1996=100]

| Line |  | 1987         | 1988         | 1989         | 1990         | 1991         | 1992         | 1993         | 1994         | 1995         | 1996          | 1997          | 1998          |
|------|--|--------------|--------------|--------------|--------------|--------------|--------------|--------------|--------------|--------------|---------------|---------------|---------------|
| 1    | <b>All industries</b> .....                        | <b>81.47</b> | <b>84.63</b> | <b>88.05</b> | <b>90.80</b> | <b>91.28</b> | <b>91.95</b> | <b>93.63</b> | <b>95.19</b> | <b>98.48</b> | <b>100.00</b> | <b>100.74</b> | <b>98.72</b>  |
| 2    | <b>Private industries</b> .....                    | <b>81.48</b> | <b>84.66</b> | <b>88.09</b> | <b>90.82</b> | <b>91.30</b> | <b>91.97</b> | <b>93.64</b> | <b>95.21</b> | <b>98.51</b> | <b>100.00</b> | <b>100.73</b> | <b>98.70</b>  |
| 3    | <b>Agriculture, forestry, and fishing</b> .....    | <b>77.76</b> | <b>83.69</b> | <b>88.14</b> | <b>89.63</b> | <b>90.21</b> | <b>89.96</b> | <b>92.40</b> | <b>93.61</b> | <b>94.44</b> | <b>100.00</b> | <b>102.33</b> | <b>97.53</b>  |
| 4    | Farms .....  | 78.24        | 84.21        | 88.75        | 90.32        | 90.84        | 90.44        | 92.75        | 93.77        | 94.27        | 100.00        | 102.67        | 97.70         |
| 5    | Agricultural services, forestry, and fishing ..... | 73.59        | 79.11        | 82.78        | 83.58        | 84.65        | 85.82        | 89.43        | 92.29        | 95.76        | 100.00        | 99.84         | 96.24         |
| 6    | <b>Mining</b> .....                                | <b>80.42</b> | <b>80.03</b> | <b>84.16</b> | <b>89.70</b> | <b>87.29</b> | <b>87.70</b> | <b>92.05</b> | <b>89.26</b> | <b>88.46</b> | <b>100.00</b> | <b>102.05</b> | <b>92.37</b>  |
| 7    | Metal mining .....                                 | 82.12        | 87.83        | 90.91        | 92.95        | 91.13        | 90.36        | 91.42        | 95.06        | 98.77        | 100.00        | 99.29         | 94.92         |
| 8    | Coal mining .....                                  | 89.53        | 90.24        | 92.59        | 95.74        | 96.23        | 96.26        | 96.09        | 96.95        | 98.46        | 100.00        | 100.42        | 98.18         |
| 9    | Oil and gas extraction .....                       | 76.12        | 74.04        | 79.38        | 86.96        | 82.74        | 83.42        | 90.11        | 84.40        | 81.31        | 100.00        | 103.27        | 88.76         |
| 10   | Nonmetallic minerals, except fuels .....           | 80.52        | 82.74        | 86.36        | 90.48        | 90.81        | 91.30        | 92.59        | 94.17        | 96.36        | 100.00        | 100.82        | 96.91         |
| 11   | <b>Construction</b> .....                          | <b>77.36</b> | <b>80.93</b> | <b>83.83</b> | <b>86.18</b> | <b>87.64</b> | <b>89.75</b> | <b>92.75</b> | <b>95.47</b> | <b>98.56</b> | <b>100.00</b> | <b>101.80</b> | <b>102.16</b> |
| 12   | Manufacturing .....                                | 84.90        | 88.83        | 92.39        | 94.55        | 93.45        | 93.35        | 94.23        | 95.66        | 100.11       | 100.00        | 98.87         | 94.40         |
| 13   | Durable goods .....                                | 89.08        | 93.94        | 96.67        | 97.29        | 97.04        | 97.20        | 98.30        | 100.17       | 102.66       | 100.00        | 98.78         | 95.56         |
| 14   | Lumber and wood products .....                     | 69.84        | 73.28        | 76.56        | 78.65        | 79.17        | 85.42        | 97.56        | 100.33       | 100.11       | 100.00        | 103.15        | 100.38        |
| 15   | Furniture and fixtures .....                       | 79.34        | 83.40        | 86.10        | 87.81        | 88.65        | 90.13        | 93.08        | 95.74        | 99.81        | 100.00        | 100.76        | 100.28        |
| 16   | Stone, clay, and glass products .....              | 81.32        | 83.82        | 86.54        | 88.48        | 89.03        | 89.74        | 91.62        | 94.35        | 98.41        | 100.00        | 101.17        | 100.70        |
| 17   | Primary metal industries .....                     | 82.42        | 82.88        | 86.23        | 94.31        | 90.78        | 89.78        | 88.81        | 94.41        | 103.13       | 100.00        | 100.91        | 95.66         |
| 18   | Fabricated metal products .....                    | 81.64        | 87.80        | 91.12        | 91.61        | 90.83        | 90.51        | 91.21        | 94.39        | 101.10       | 100.00        | 100.82        | 99.38         |
| 19   | Industrial machinery and equipment .....           | 100.59       | 104.26       | 106.58       | 107.01       | 106.53       | 105.20       | 104.65       | 104.74       | 104.78       | 100.00        | 96.59         | 92.03         |
| 20   | Electronic and other electric equipment .....      | 102.83       | 108.15       | 110.54       | 109.77       | 108.90       | 107.75       | 107.57       | 107.78       | 106.76       | 100.00        | 95.52         | 89.95         |
| 21   | Motor vehicles and equipment .....                 | 88.56        | 91.57        | 94.03        | 95.67        | 96.53        | 96.82        | 97.65        | 99.08        | 100.99       | 100.00        | 99.13         | 97.37         |
| 22   | Other transportation equipment .....               | 81.30        | 84.47        | 87.13        | 89.33        | 91.44        | 93.05        | 94.67        | 96.55        | 99.37        | 100.00        | 100.87        | 100.70        |
| 23   | Instruments and related products .....             | 101.01       | 105.54       | 107.44       | 106.55       | 105.82       | 104.84       | 104.61       | 104.67       | 104.82       | 100.00        | 96.81         | 92.50         |
| 24   | Miscellaneous manufacturing industries .....       | 81.08        | 86.48        | 89.60        | 91.20        | 90.72        | 91.13        | 91.99        | 94.47        | 99.72        | 100.00        | 100.27        | 99.10         |
| 25   | Nondurable goods .....                             | 80.62        | 83.70        | 87.97        | 91.46        | 89.64        | 89.33        | 90.00        | 91.02        | 97.41        | 100.00        | 98.98         | 93.06         |
| 26   | Food and kindred products .....                    | 82.40        | 87.69        | 90.60        | 92.37        | 90.88        | 90.53        | 92.95        | 93.05        | 96.94        | 100.00        | 99.00         | 94.90         |
| 27   | Tobacco products .....                             | 78.03        | 82.08        | 85.82        | 88.60        | 91.39        | 91.83        | 92.89        | 94.68        | 98.99        | 100.00        | 100.59        | 101.32        |
| 28   | Textile mill products .....                        | 84.43        | 88.12        | 90.75        | 93.10        | 93.31        | 93.34        | 93.69        | 96.07        | 100.37       | 100.00        | 98.56         | 96.95         |
| 29   | Apparel and other textile products .....           | 84.44        | 88.47        | 90.21        | 92.61        | 93.91        | 95.23        | 95.77        | 96.26        | 99.11        | 100.00        | 101.06        | 101.03        |
| 30   | Paper and allied products .....                    | 78.49        | 84.75        | 89.29        | 90.49        | 89.27        | 88.77        | 90.03        | 91.83        | 103.49       | 100.00        | 98.59         | 97.77         |
| 31   | Printing and publishing .....                      | 79.68        | 84.39        | 87.86        | 89.57        | 90.12        | 90.03        | 90.70        | 92.11        | 101.31       | 100.00        | 99.20         | 99.72         |
| 32   | Chemicals and allied products .....                | 76.14        | 80.62        | 84.33        | 86.27        | 87.34        | 87.79        | 89.09        | 91.87        | 98.12        | 100.00        | 101.28        | 96.37         |
| 33   | Petroleum and coal products .....                  | 82.15        | 72.07        | 83.17        | 98.29        | 86.30        | 84.05        | 79.01        | 77.37        | 85.00        | 100.00        | 93.66         | 67.68         |
| 34   | Rubber and miscellaneous plastics products .....   | 80.13        | 86.94        | 89.28        | 89.36        | 89.53        | 89.51        | 90.89        | 93.22        | 101.37       | 100.00        | 100.65        | 97.64         |
| 35   | Leather and leather products .....                 | 81.99        | 87.62        | 90.49        | 93.99        | 91.54        | 91.61        | 93.56        | 97.63        | 102.63       | 100.00        | 101.93        | 96.89         |
| 36   | <b>Transportation and public utilities</b> .....   | <b>82.99</b> | <b>83.64</b> | <b>87.22</b> | <b>92.12</b> | <b>91.95</b> | <b>92.29</b> | <b>93.87</b> | <b>94.21</b> | <b>95.15</b> | <b>100.00</b> | <b>101.13</b> | <b>96.89</b>  |
| 37   | Transportation .....                               | 80.36        | 81.29        | 85.76        | 92.06        | 91.86        | 92.06        | 93.21        | 94.27        | 96.29        | 100.00        | 100.61        | 97.00         |
| 38   | Railroad transportation .....                      | 78.77        | 80.78        | 84.85        | 90.12        | 90.44        | 90.91        | 91.89        | 93.20        | 94.98        | 100.00        | 100.35        | 95.91         |
| 39   | Local and interurban passenger transit .....       | 79.36        | 81.80        | 86.42        | 93.62        | 92.68        | 92.06        | 92.72        | 94.17        | 95.95        | 100.00        | 98.98         | 90.93         |
| 40   | Trucking and warehousing .....                     | 80.99        | 81.36        | 85.79        | 91.67        | 91.15        | 91.39        | 92.70        | 94.22        | 96.47        | 100.00        | 100.58        | 97.69         |
| 41   | Water transportation .....                         | 80.85        | 81.41        | 85.48        | 90.25        | 91.03        | 92.39        | 94.06        | 95.35        | 97.68        | 100.00        | 101.70        | 101.00        |
| 42   | Transportation by air .....                        | 80.62        | 81.74        | 86.85        | 95.47        | 94.90        | 94.24        | 94.77        | 94.21        | 95.36        | 100.00        | 100.18        | 92.94         |
| 43   | Pipelines, except natural gas .....                | 80.62        | 82.21        | 85.03        | 88.14        | 89.75        | 91.02        | 92.78        | 95.02        | 97.55        | 100.00        | 100.40        | 98.72         |
| 44   | Transportation services .....                      | 77.99        | 80.45        | 83.29        | 86.10        | 88.45        | 90.52        | 92.31        | 94.32        | 97.35        | 100.00        | 102.12        | 103.73        |
| 45   | Communications .....                               | 85.71        | 87.45        | 90.28        | 92.11        | 94.26        | 95.10        | 96.58        | 98.22        | 99.56        | 100.00        | 100.51        | 99.79         |
| 46   | Telephone and telegraph .....                      | 91.02        | 91.91        | 93.90        | 94.61        | 95.97        | 96.49        | 97.73        | 99.24        | 100.25       | 100.00        | 99.92         | 98.57         |
| 47   | Radio and television .....                         | 73.15        | 76.21        | 80.43        | 84.43        | 88.32        | 89.96        | 92.09        | 94.11        | 96.73        | 100.00        | 102.58        | 104.03        |
| 48   | Electric, gas, and sanitary services .....         | 84.14        | 83.58        | 86.27        | 91.08        | 89.27        | 89.46        | 91.77        | 90.05        | 88.81        | 100.00        | 102.73        | 93.29         |
| 49   | <b>Wholesale trade</b> .....                       | <b>82.82</b> | <b>85.60</b> | <b>88.62</b> | <b>91.34</b> | <b>93.15</b> | <b>94.05</b> | <b>95.52</b> | <b>97.15</b> | <b>99.57</b> | <b>100.00</b> | <b>100.33</b> | <b>99.02</b>  |
| 50   | <b>Retail trade</b> .....                          | <b>79.59</b> | <b>81.93</b> | <b>85.40</b> | <b>88.49</b> | <b>90.30</b> | <b>90.87</b> | <b>92.74</b> | <b>94.84</b> | <b>97.82</b> | <b>100.00</b> | <b>102.04</b> | <b>102.82</b> |
| 51   | <b>Finance, insurance, and real estate</b> .....   | <b>73.87</b> | <b>76.78</b> | <b>80.04</b> | <b>82.97</b> | <b>85.51</b> | <b>87.93</b> | <b>91.27</b> | <b>93.77</b> | <b>97.22</b> | <b>100.00</b> | <b>104.08</b> | <b>107.18</b> |
| 52   | Depository institutions .....                      | 75.86        | 78.35        | 80.82        | 83.31        | 85.96        | 88.22        | 90.81        | 93.64        | 97.31        | 100.00        | 102.75        | 105.21        |
| 53   | Nondepository institutions .....                   | 73.64        | 76.14        | 78.29        | 80.53        | 83.17        | 85.98        | 88.96        | 92.04        | 96.13        | 100.00        | 103.83        | 107.95        |
| 54   | Security and commodity brokers .....               | 81.33        | 84.12        | 87.17        | 88.69        | 90.53        | 92.62        | 95.21        | 97.10        | 98.98        | 100.00        | 101.51        | 102.43        |
| 55   | Insurance carriers .....                           | 62.25        | 66.15        | 70.90        | 75.12        | 76.68        | 81.57        | 88.57        | 92.21        | 96.71        | 100.00        | 103.24        | 105.84        |
| 56   | Insurance agents, brokers, and service .....       | 77.73        | 80.67        | 83.90        | 86.93        | 89.97        | 91.66        | 93.39        | 95.55        | 98.37        | 100.00        | 102.05        | 102.98        |
| 57   | Real estate .....                                  | 77.59        | 80.08        | 82.87        | 85.42        | 88.45        | 89.86        | 92.08        | 94.02        | 97.16        | 100.00        | 105.45        | 109.42        |
| 58   | Nonfarm housing services .....                     | 77.95        | 80.25        | 83.38        | 85.70        | 89.60        | 89.84        | 92.42        | 94.78        | 97.07        | 100.00        | 103.81        | 106.19        |
| 59   | Other real estate .....                            | 77.47        | 80.06        | 82.70        | 85.34        | 88.02        | 89.88        | 91.97        | 93.76        | 97.19        | 100.00        | 105.97        | 110.48        |
| 60   | Holding and other investment offices .....         | 74.07        | 76.85        | 79.43        | 81.95        | 83.91        | 87.07        | 91.59        | 94.47        | 98.00        | 100.00        | 102.91        | 107.20        |
| 61   | <b>Services</b> .....                              | <b>80.44</b> | <b>83.35</b> | <b>86.45</b> | <b>89.27</b> | <b>91.64</b> | <b>92.82</b> | <b>94.41</b> | <b>96.12</b> | <b>98.77</b> | <b>100.00</b> | <b>101.23</b> | <b>101.24</b> |
| 62   | Hotels and other lodging places .....              | 78.10        | 80.92        | 83.80        | 86.55        | 88.55        | 90.10        | 92.18        | 94.34        | 97.34        | 100.00        | 102.59        | 104.52        |
| 63   | Personal services .....                            | 78.46        | 80.86        | 83.98        | 86.99        | 89.43        | 90.72        | 92.69        | 94.83        | 97.66        | 100.00        | 102.36        | 103.53        |
| 64   | Business services .....                            | 93.59        | 96.17        | 98.42        | 100.06       | 101.47       | 100.90       | 101.08       | 101.20       | 101.68       | 100.00        | 98.85         | 96.02         |
| 65   | Auto repair, services, and parking .....           | 80.20        | 82.62        | 86.17        | 89.94        | 91.40        | 92.09        | 93.90        | 95.71        | 98.09        | 100.00        | 100.89        | 100.20        |
| 66   | Miscellaneous repair services .....                | 89.31        | 92.29        | 94.20        | 94.94        | 95.62        | 95.51        | 96.70        | 98.04        | 99.68        | 100.00        | 100.28        | 98.63         |
| 67   | Motion pictures .....                              | 73.58        | 76.56        | 81.09        | 85.21        | 88.76        | 89.54        | 90.93        | 93.53        | 96.79        | 100.00        | 102.58        | 104.17        |
| 68   | Amusement and recreation services .....            | 76.63        | 79.36        | 82.83        | 86.07        | 88.89        | 90.24        | 91.86        | 94.14        | 97.23        | 100.00        | 102.19        | 103.28        |
| 69   | Health services .....                              | 77.74        | 80.72        | 83.99        | 86.81        | 89.51        | 91.14        | 93.18        | 95.17        | 98.58        | 100.00        | 101.39        | 101.81        |
| 70   | Legal services .....                               | 77.90        | 80.39        | 83.75        | 86.63        | 90.10        | 91.23        | 93.17        | 95.29        | 98.08        | 100.00        | 102.66        | 104.33        |
| 71   | Educational services .....                         | 78.30        | 81.28        | 84.48        | 87.48        | 89.58        | 90.92        | 93.00        | 95.16        | 98.28        | 100.00        | 101.92        | 103.12        |
| 72   | Social services .....                              | 78.27        | 81.33        | 84.66        | 87.60        | 89.83        | 91.04        | 93.00        | 94.99        |              |               |               |               |

Table 14.—Current-Dollar Cost Per Unit of Real Gross Product Originating by Private Industry Group, 1987–98

[Dollars]

|  | 1987         | 1988         | 1989         | 1990         | 1991         | 1992         | 1993         | 1994         | 1995         | 1996         | 1997         | 1998         |
|--|--------------|--------------|--------------|--------------|--------------|--------------|--------------|--------------|--------------|--------------|--------------|--------------|
| <b>Total</b> .....                               | <b>0.783</b> | <b>0.808</b> | <b>0.838</b> | <b>0.871</b> | <b>0.899</b> | <b>0.922</b> | <b>0.946</b> | <b>0.966</b> | <b>0.985</b> | <b>1.000</b> | <b>1.013</b> | <b>1.020</b> |
| Compensation of employees .....                  | 0.422        | 0.433        | 0.447        | 0.468        | 0.481        | 0.496        | 0.509        | 0.515        | 0.522        | 0.525        | 0.532        | 0.543        |
| Indirect business tax and nontax liability ..... | 0.071        | 0.071        | 0.075        | 0.078        | 0.085        | 0.088        | 0.090        | 0.092        | 0.092        | 0.092        | 0.090        | 0.090        |
| Property-type income .....                       | 0.290        | 0.304        | 0.316        | 0.324        | 0.333        | 0.339        | 0.347        | 0.359        | 0.371        | 0.383        | 0.391        | 0.387        |
| <b>Agriculture, forestry and fishing</b> .....   | <b>0.806</b> | <b>0.880</b> | <b>0.916</b> | <b>0.913</b> | <b>0.848</b> | <b>0.854</b> | <b>0.884</b> | <b>0.873</b> | <b>0.892</b> | <b>1.000</b> | <b>0.906</b> | <b>0.876</b> |
| Compensation of employees .....                  | 0.195        | 0.240        | 0.236        | 0.252        | 0.250        | 0.234        | 0.267        | 0.256        | 0.300        | 0.305        | 0.299        | 0.324        |
| Indirect business tax and nontax liability ..... | 0.044        | 0.048        | 0.046        | 0.047        | 0.047        | 0.045        | 0.047        | 0.046        | 0.053        | 0.051        | 0.049        | 0.050        |
| Property-type income .....                       | 0.567        | 0.592        | 0.634        | 0.614        | 0.552        | 0.575        | 0.569        | 0.571        | 0.538        | 0.644        | 0.559        | 0.502        |
| <b>Mining</b> .....                              | <b>0.935</b> | <b>0.866</b> | <b>0.944</b> | <b>1.057</b> | <b>0.956</b> | <b>0.916</b> | <b>0.874</b> | <b>0.835</b> | <b>0.847</b> | <b>1.000</b> | <b>1.014</b> | <b>0.838</b> |
| Compensation of employees .....                  | 0.301        | 0.267        | 0.292        | 0.304        | 0.325        | 0.338        | 0.317        | 0.300        | 0.288        | 0.295        | 0.297        | 0.287        |
| Indirect business tax and nontax liability ..... | 0.104        | 0.091        | 0.103        | 0.110        | 0.116        | 0.120        | 0.113        | 0.105        | 0.100        | 0.108        | 0.101        | 0.094        |
| Property-type income .....                       | 0.530        | 0.508        | 0.549        | 0.643        | 0.515        | 0.458        | 0.444        | 0.429        | 0.459        | 0.597        | 0.616        | 0.457        |
| <b>Construction</b> .....                        | <b>0.788</b> | <b>0.806</b> | <b>0.830</b> | <b>0.856</b> | <b>0.866</b> | <b>0.863</b> | <b>0.892</b> | <b>0.926</b> | <b>0.969</b> | <b>1.000</b> | <b>1.042</b> | <b>1.088</b> |
| Compensation of employees .....                  | 0.523        | 0.537        | 0.556        | 0.587        | 0.596        | 0.586        | 0.594        | 0.614        | 0.645        | 0.658        | 0.690        | 0.726        |
| Indirect business tax and nontax liability ..... | 0.015        | 0.016        | 0.016        | 0.017        | 0.019        | 0.020        | 0.021        | 0.022        | 0.023        | 0.023        | 0.024        | 0.025        |
| Property-type income .....                       | 0.250        | 0.254        | 0.257        | 0.252        | 0.251        | 0.257        | 0.276        | 0.290        | 0.301        | 0.319        | 0.328        | 0.338        |
| <b>Manufacturing</b> .....                       | <b>0.849</b> | <b>0.875</b> | <b>0.916</b> | <b>0.944</b> | <b>0.979</b> | <b>0.997</b> | <b>1.008</b> | <b>1.014</b> | <b>1.003</b> | <b>1.000</b> | <b>0.994</b> | <b>0.989</b> |
| Compensation of employees .....                  | 0.583        | 0.581        | 0.606        | 0.626        | 0.653        | 0.669        | 0.672        | 0.658        | 0.633        | 0.625        | 0.626        | 0.632        |
| Indirect business tax and nontax liability ..... | 0.029        | 0.029        | 0.031        | 0.033        | 0.038        | 0.040        | 0.040        | 0.038        | 0.037        | 0.038        | 0.036        | 0.037        |
| Property-type income .....                       | 0.237        | 0.265        | 0.279        | 0.285        | 0.287        | 0.288        | 0.296        | 0.318        | 0.333        | 0.338        | 0.332        | 0.320        |
| Durable goods .....                              | 0.955        | 0.956        | 0.988        | 1.002        | 1.029        | 1.044        | 1.054        | 1.057        | 1.021        | 1.000        | 0.974        | 0.929        |
| Compensation of employees .....                  | 0.709        | 0.693        | 0.718        | 0.732        | 0.761        | 0.776        | 0.767        | 0.744        | 0.705        | 0.679        | 0.659        | 0.633        |
| Indirect business tax and nontax liability ..... | 0.021        | 0.021        | 0.022        | 0.023        | 0.026        | 0.027        | 0.026        | 0.026        | 0.024        | 0.025        | 0.024        | 0.022        |
| Property-type income .....                       | 0.225        | 0.242        | 0.249        | 0.247        | 0.242        | 0.242        | 0.260        | 0.287        | 0.292        | 0.296        | 0.292        | 0.274        |
| Nondurable goods .....                           | 0.726        | 0.778        | 0.828        | 0.873        | 0.916        | 0.938        | 0.949        | 0.960        | 0.980        | 1.000        | 1.022        | 1.080        |
| Compensation of employees .....                  | 0.441        | 0.451        | 0.477        | 0.504        | 0.529        | 0.547        | 0.560        | 0.553        | 0.542        | 0.554        | 0.579        | 0.624        |
| Indirect business tax and nontax liability ..... | 0.038        | 0.038        | 0.040        | 0.043        | 0.052        | 0.054        | 0.055        | 0.053        | 0.053        | 0.054        | 0.055        | 0.062        |
| Property-type income .....                       | 0.247        | 0.289        | 0.311        | 0.326        | 0.335        | 0.337        | 0.335        | 0.354        | 0.385        | 0.392        | 0.389        | 0.394        |
| <b>Transportation and public utilities</b> ..... | <b>0.926</b> | <b>0.937</b> | <b>0.937</b> | <b>0.935</b> | <b>0.954</b> | <b>0.969</b> | <b>0.995</b> | <b>1.009</b> | <b>1.013</b> | <b>1.000</b> | <b>1.019</b> | <b>1.046</b> |
| Compensation of employees .....                  | 0.417        | 0.418        | 0.417        | 0.422        | 0.422        | 0.431        | 0.434        | 0.441        | 0.434        | 0.428        | 0.431        | 0.444        |
| Indirect business tax and nontax liability ..... | 0.088        | 0.090        | 0.092        | 0.094        | 0.099        | 0.102        | 0.103        | 0.103        | 0.103        | 0.098        | 0.098        | 0.101        |
| Property-type income .....                       | 0.421        | 0.429        | 0.428        | 0.419        | 0.433        | 0.436        | 0.457        | 0.464        | 0.476        | 0.474        | 0.490        | 0.500        |
| <b>Wholesale trade</b> .....                     | <b>0.874</b> | <b>0.914</b> | <b>0.914</b> | <b>0.952</b> | <b>0.950</b> | <b>0.932</b> | <b>0.956</b> | <b>0.995</b> | <b>1.036</b> | <b>1.000</b> | <b>0.971</b> | <b>0.924</b> |
| Compensation of employees .....                  | 0.513        | 0.524        | 0.534        | 0.564        | 0.545        | 0.537        | 0.541        | 0.541        | 0.571        | 0.545        | 0.526        | 0.505        |
| Indirect business tax and nontax liability ..... | 0.190        | 0.197        | 0.197        | 0.207        | 0.217        | 0.213        | 0.223        | 0.236        | 0.240        | 0.224        | 0.208        | 0.191        |
| Property-type income .....                       | 0.171        | 0.192        | 0.182        | 0.182        | 0.187        | 0.181        | 0.192        | 0.218        | 0.225        | 0.230        | 0.237        | 0.228        |
| <b>Retail trade</b> .....                        | <b>0.848</b> | <b>0.847</b> | <b>0.876</b> | <b>0.908</b> | <b>0.944</b> | <b>0.968</b> | <b>0.993</b> | <b>1.005</b> | <b>1.008</b> | <b>1.000</b> | <b>0.993</b> | <b>0.983</b> |
| Compensation of employees .....                  | 0.513        | 0.516        | 0.525        | 0.551        | 0.569        | 0.584        | 0.590        | 0.589        | 0.596        | 0.580        | 0.568        | 0.561        |
| Indirect business tax and nontax liability ..... | 0.146        | 0.144        | 0.149        | 0.158        | 0.165        | 0.172        | 0.179        | 0.183        | 0.188        | 0.185        | 0.181        | 0.178        |
| Property-type income .....                       | 0.189        | 0.187        | 0.201        | 0.198        | 0.210        | 0.213        | 0.224        | 0.234        | 0.225        | 0.235        | 0.244        | 0.244        |
| <b>Finance, insurance and real estate</b> .....  | <b>0.710</b> | <b>0.739</b> | <b>0.773</b> | <b>0.808</b> | <b>0.844</b> | <b>0.879</b> | <b>0.907</b> | <b>0.931</b> | <b>0.967</b> | <b>1.000</b> | <b>1.034</b> | <b>1.042</b> |
| Compensation of employees .....                  | 0.175        | 0.183        | 0.186        | 0.195        | 0.199        | 0.212        | 0.226        | 0.231        | 0.232        | 0.245        | 0.253        | 0.265        |
| Indirect business tax and nontax liability ..... | 0.099        | 0.100        | 0.106        | 0.112        | 0.120        | 0.124        | 0.128        | 0.130        | 0.127        | 0.129        | 0.128        | 0.124        |
| Property-type income .....                       | 0.436        | 0.456        | 0.481        | 0.501        | 0.524        | 0.543        | 0.553        | 0.570        | 0.609        | 0.626        | 0.653        | 0.652        |
| <b>Services</b> .....                            | <b>0.669</b> | <b>0.707</b> | <b>0.743</b> | <b>0.787</b> | <b>0.831</b> | <b>0.876</b> | <b>0.908</b> | <b>0.936</b> | <b>0.968</b> | <b>1.000</b> | <b>1.035</b> | <b>1.078</b> |
| Compensation of employees .....                  | 0.467        | 0.488        | 0.515        | 0.552        | 0.585        | 0.618        | 0.646        | 0.666        | 0.696        | 0.718        | 0.744        | 0.779        |
| Indirect business tax and nontax liability ..... | 0.018        | 0.019        | 0.020        | 0.021        | 0.023        | 0.024        | 0.026        | 0.028        | 0.029        | 0.030        | 0.031        | 0.031        |
| Property-type income .....                       | 0.184        | 0.200        | 0.208        | 0.214        | 0.224        | 0.234        | 0.235        | 0.242        | 0.243        | 0.252        | 0.260        | 0.268        |

NOTE.—Current-dollar cost per unit of real gross product originating equals the GPO price index divided by 100.

# Foreign Direct Investment in the United States

## New Investment in 1999

By Ned G. Howenstine and Rosaria Troia

The data presented in this article were drawn from BEA's survey of new foreign direct investment in the United States. The survey was conducted under the supervision of Dorrett E. Williams, with contributions by Constance T. Deve, Erik A. Kasari, Edward J. Kozerka, Ronald L. McNeil, and Inez M. Malson. Karen E. Poffel programmed the tables.

**O**UTLAYS by foreign direct investors to acquire or establish businesses in the United States increased 31 percent to a record \$282.9 billion in 1999 after tripling to \$215.3 billion in 1998 (table 1 and chart 1).<sup>1</sup> Large investments in telecommunications, communications equipment manufacturing, and insurance tilted the industry composition of the foreign investments in 1999 toward some of the more rapidly growing and more technologically advanced segments of the U.S. economy. The increases in both 1998 and 1999 partly reflected sharp increases in investments by British investors, whose outlays in both years (as in most recent years) were larger than those of any other country. Outlays in both 1999 and 1998 were much higher than those in earlier years, when they never exceeded \$80.0 billion. The exceptionally high out-

lays in the last 2 years reflect a worldwide boom in merger and acquisition activity, the continuing strength of the U.S. economy, and the increasing number and size of large investments.<sup>2</sup> In both years, investments of \$2 billion or more accounted for about 70 percent of total outlays (table 2). In contrast, in the previous 6 years, large investments had never accounted for more than 30 percent of total outlays.

Several of the largest investments in 1999 were the acquisitions of companies in communications-related industries, where deregulation and rapid technological change have spurred growth and provided incentives for business combinations. In 1999, foreign firms acquired several ma-

1. The 1999 estimates are preliminary. The 1998 estimate of total outlays has been revised up 7 percent from the preliminary estimate that was published in Mahnaz Fahim-Nader, "Foreign Direct Investment in the United States: New Investment in 1998," *SURVEY OF CURRENT BUSINESS* 79 (June 1999): 16-23. For information on the coverage of the estimates, see the "Technical Note."

2. Estimates of total worldwide and U.S. merger and acquisition activity were reported by Thompson Financial Securities Data in a news release on January 5, 2000.

In addition to new investment in the United States, the effects of the worldwide boom in merger and acquisition activity was evident in strong growth in U.S. direct investment abroad in both 1998 and 1999; see Christopher L. Bach, "U.S. International Transactions, Fourth Quarter and Year 1999," *SURVEY* 80 (April 2000): 146-192.

Table 1.—Investment Outlays by Type of Investment and Investor, 1992–99

[Millions of dollars]

|                                   | 1992          | 1993          | 1994          | 1995          | 1996          | 1997          | 1998 <sup>r</sup> | 1999 <sup>p</sup> |
|-----------------------------------|---------------|---------------|---------------|---------------|---------------|---------------|-------------------|-------------------|
| <b>Total outlays</b> .....        | <b>15,333</b> | <b>26,229</b> | <b>45,626</b> | <b>57,195</b> | <b>79,929</b> | <b>69,708</b> | <b>215,256</b>    | <b>282,946</b>    |
| <b>By type of investment:</b>     |               |               |               |               |               |               |                   |                   |
| U.S. businesses acquired .....    | 10,616        | 21,761        | 38,753        | 47,179        | 68,733        | 60,733        | 182,357           | 276,489           |
| U.S. businesses established ..... | 4,718         | 4,468         | 6,873         | 10,016        | 11,196        | 8,974         | 32,899            | 6,457             |
| <b>By type of investor:</b>       |               |               |               |               |               |               |                   |                   |
| Foreign direct investors .....    | 4,058         | 6,720         | 13,628        | 11,927        | 32,230        | 13,899        | 120,828           | 128,569           |
| U.S. affiliates .....             | 11,275        | 19,509        | 31,999        | 45,268        | 47,699        | 55,809        | 94,428            | 154,377           |

<sup>p</sup> Preliminary.  
<sup>r</sup> Revised.

Table 2.—Distribution of Investment Outlays by Size, 1992–99

[Percent]

|                                     | 1992       | 1993             | 1994       | 1995             | 1996       | 1997       | 1998 <sup>r</sup> | 1999 <sup>p</sup> |
|-------------------------------------|------------|------------------|------------|------------------|------------|------------|-------------------|-------------------|
| <b>Total outlays</b> .....          | <b>100</b> | <b>100</b>       | <b>100</b> | <b>100</b>       | <b>100</b> | <b>100</b> | <b>100</b>        | <b>100</b>        |
| \$5 billion or more .....           | 0          | 0                | 0          | ( <sup>p</sup> ) | 0          | 0          | 55                | 53                |
| \$2 billion – \$4.9 billion .....   | 0          | ( <sup>p</sup> ) | 27         | 18               | 29         | 12         | 11                | 16                |
| \$100 million – \$1.9 billion ..... | 42         | 51               | 51         | 48               | 55         | 67         | 27                | 26                |
| Less than \$100 million .....       | 58         | ( <sup>p</sup> ) | 22         | ( <sup>p</sup> ) | 16         | 21         | 7                 | 5                 |

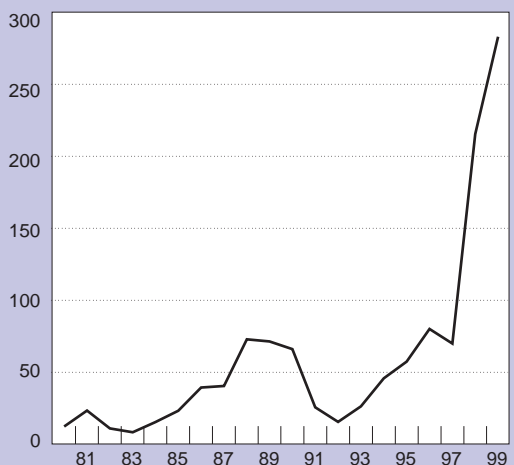
<sup>p</sup> Suppressed to avoid disclosure of data of individual companies.

<sup>r</sup> Preliminary.  
<sup>r</sup> Revised.

CHART 1

### Outlays for New Investment in the United States by Foreign Direct Investors, 1980–99

Billion \$



U.S. Department of Commerce, Bureau of Economic Analysis



for U.S. companies that were involved in a range of activities, including telecommunications services, Internet-based information services, and manufacturing of fiber optic, Internet, and other communications equipment.

Foreign investors also acquired a number of large U.S. insurance companies, reflecting the recent pattern of mergers and consolidations among large finance and insurance companies. The largest acquisitions were of life insurance companies.

In 1999, as in 1998, several of the largest acquisitions involved exchanges of stock. In these exchanges, the shareholders in the acquired U.S. companies received stock in the foreign parent companies as partial or total payment for the acquisitions.

Overall, outlays to acquire existing U.S. companies rather than to establish new U.S. companies accounted for \$276.5 billion, or 98 percent of total outlays in 1999, well above the 82-percent average for the preceding 5 years (table 1). Over half of the outlays were made by existing U.S. affiliates (\$154.3 billion) rather than by foreign direct investors themselves (\$128.6 billion); however, some of the outlays by existing affiliates were financed with funds provided to them by their foreign parents (outlays by source of funding is discussed later in the article).

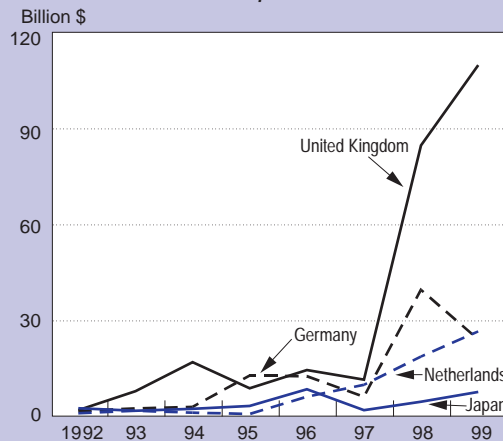
By industry, outlays increased sharply in information, particularly in telecommunications, in finance (except depository institutions) and insurance, and in depository institutions (table 3A). Outlays decreased sharply in manufacturing, primarily because total outlays for 1998 included exceptionally large investments in petroleum and coal products manufacturing and in motor vehicle manufacturing. Within manufacturing, outlays in 1999 were substantial in computers and electronic

products, particularly in semiconductors and other electronic components and in communications equipment.

The 1998 and 1999 estimates by industry reflect two changes in industry classification. First, the estimates are based on classifications derived from the new North American Industry Classification System (NAICS); the estimates for the preceding years are based on classifications derived from the Standard Industrial Classification (SIC) system. Second, petroleum is no longer treated as a separate major industry; instead, the various petroleum-related activities are distributed among the major NAICS industry groups to which they belong. (For more information, see the box "New Industry Classifications" on page 57.)

CHART 2

### Outlays for New Investment in the United States by Foreign Direct Investors from Selected Countries, 1992–99



U.S. Department of Commerce, Bureau of Economic Analysis

### Key Terms

*Foreign direct investment in the United States* is ownership or control, directly or indirectly, by one foreign person of 10 percent or more of the voting securities of an incorporated U.S. business enterprise or an equivalent interest in an unincorporated U.S. business enterprise. A *U.S. affiliate* is a U.S. business in which there is foreign direct investment.

A *person* is any individual, corporation, branch, partnership, associated group, association, estate, trust, or other organization, and any government (including any corporation, institution, or other entity or instrumentality of a government). A *foreign person* is a person who resides outside the 50 States, the District of Columbia, the Commonwealth of Puerto Rico, and all U.S. territories and possessions.

The *ultimate beneficial owner (UBO)* is that person, proceeding up a U.S. affiliate's ownership chain, beginning with and including the foreign parent, that is not owned more than 50 percent by another person. The foreign parent is the first foreign person in the affiliate's ownership chain. Unlike the foreign parent, the UBO of an affiliate may be located in the United States. The UBO of each U.S. affiliate is identified to ascertain the person that ultimately owns or controls the U.S. affiliate and that therefore ultimately derives the benefits from ownership or control.

To help assess the impact of these changes, estimates for 1998 are presented on both the new basis (table 3A) and the old basis (table 3B). The share of total outlays accounted for by manufacturing in 1998 is much larger in table 3A than in table 3B because petroleum and coal products manufacturing is classified in manufacturing in table 3A but in the special industry group "petroleum" in table 3B. Because investment in petroleum and coal product manufacturing was insignificant in 1999, the change in the treatment of petroleum-related activities has virtually no effect on the total for manufacturing for that year.

By country of ultimate beneficial owner (UBO), investors in Europe—mainly the United Kingdom and France—accounted for most of the increase in outlays in 1999; European investors accounted for more than 70 percent of total outlays in both 1998 and 1999 (table 4). Outlays by British investors were much higher than those of any other country in both years and by themselves accounted for nearly 40 percent of total outlays (chart 2). Outlays by investors in "Latin America and Other Western Hemisphere"—mainly Bermuda—and in "Asia and Pacific"—mainly Japan—also increased in 1999, but these areas accounted for only 12 percent and 4 percent, respectively, of total outlays.<sup>3</sup> Outlays by Japanese investors increased to \$8.0 billion in 1999 from \$4.8 billion in 1998, but they remained well below the 1990 peak of \$19.9 billion.

**Table 3A.—Investment Outlays by NAICS-Based Industry of U.S. Business Enterprise, 1998–99**

[Millions of dollars]

|   | 1998 <sup>r</sup> | 1999 <sup>r</sup> |
|---|-------------------|-------------------|
| <b>All industries</b> .....                                   | <b>215,256</b>    | <b>282,946</b>    |
| Manufacturing .....   | 149,243           | 74,195            |
| Food .....  | 1,286             | 869               |
| Beverages and tobacco products .....                          | 442               | 1,501             |
| Petroleum and coal products .....                             | 67,658            | (P)               |
| Chemicals .....   | 3,627             | 5,425             |
| Plastics and rubber products .....                            | 1,434             | 3,682             |
| Nonmetallic mineral products .....                            | 900               | 2,233             |
| Primary metals .....  | 2,454             | 1,751             |
| Fabricated metal products .....                               | 532               | 1,196             |
| Machinery .....   | 5,220             | 14,900            |
| Computers and electronic products .....                       | 17,861            | 32,376            |
| Electrical equipment, appliances, and components .....        | 136               | 4,415             |
| Transportation equipment .....                                | 37,177            | 2,736             |
| Other .....   | 10,516            | (P)               |
| Wholesale trade .....   | 3,321             | 1,030             |
| Retail trade .....  | 1,153             | 4,564             |
| Information .....   | 13,399            | 93,475            |
| Publishing industries .....                                   | 9,856             | (P)               |
| Motion pictures and sound recording industries .....          | 36                | 3                 |
| Broadcasting and telecommunications .....                     | 2,841             | 80,073            |
| Information services and data processing services .....       | 667               | (P)               |
| Depository institutions .....                                 | 1,563             | 11,845            |
| Finance, (except depository institutions) and insurance ..... | 21,057            | 47,023            |
| Real estate and rental and leasing .....                      | 6,299             | 5,689             |
| Professional, scientific, and technical services .....        | 4,289             | 11,355            |
| Other industries .....  | 14,932            | 33,771            |

<sup>P</sup> Suppressed to avoid disclosure of data of individual companies.  
<sup>p</sup> Preliminary.  
<sup>r</sup> Revised.  
 NAICS North American Industry Classification System

Outlays financed by funds supplied by new or existing foreign parents rather than by existing U.S. affiliates increased to \$226.9 billion in 1999 from \$159.4 billion in 1998. These outlays are part of overall capital inflows for foreign direct investment in the United States (FDIUS) as recorded in the financial account of the U.S. international transactions accounts: In 1999, they contributed to the sharp overall increase in FDIUS capital inflows.<sup>4</sup> Outlays financed by existing U.S. affiliates with funds from U.S. sources or from foreign sources other than the foreign parent increased slightly, to \$56.0 billion from \$55.6 billion in 1998.

U.S. businesses that were newly acquired or established by foreign investors in 1999 had total assets of \$454.4 billion, compared with \$274.3 billion for those acquired or established in 1998 (table 5). They employed 648,000 people, up from 625,000. The largest shares of employment were accounted for by businesses in manufacturing (particularly computers and electronic products) and "other industries" (particularly transportation and warehousing; administration, support, and waste management; and accommodation and food services).

3. In the table, Bermuda is included in "Other Western Hemisphere." For some investments, a Bermuda UBO is, in turn, owned by residents of other countries, but because the ownership is highly dispersed and because no single person owns more than 50 percent of it, the designation of the country of UBO remains with Bermuda (see the definition of ultimate beneficial owner in the box "Key Terms").

4. In addition to outlays from foreign parents to acquire or establish U.S. affiliates, capital inflows for FDIUS include foreign parents' financing of their existing U.S. affiliates. In 1999, capital inflows increased \$89.1 billion, to \$282.5 billion. Of the components of total direct investment capital inflows—equity capital, reinvested earnings, and intercompany debt—changes in equity capital inflows tend to most closely reflect the changes in new foreign investment; in 1999, equity capital inflows increased \$61.6 billion, to \$215.8 billion. Because some of the largest investments in 1999 were structured as exchanges of stock, the equity capital inflows for FDIUS were partly offset in the U.S. international transactions accounts by outflows that reflected increases in the U.S. holdings of foreign securities. The preliminary estimates of inflows were published in Bach, "U.S. International Transactions," 174, 181, and 186–191. Revised estimates will be published in the July issue of the SURVEY.

**Table 3B.—Investment Outlays by SIC-Based Industry of U.S. Business Enterprise, 1992–98**

[Millions of dollars]

|   | 1992          | 1993          | 1994          | 1995          | 1996          | 1997          | 1998 <sup>r</sup> |
|---|---------------|---------------|---------------|---------------|---------------|---------------|-------------------|
| <b>All industries</b> .....                   | <b>15,333</b> | <b>26,229</b> | <b>45,626</b> | <b>57,195</b> | <b>79,929</b> | <b>69,708</b> | <b>215,256</b>    |
| Petroleum .....                               | 463           | 882           | 469           | 1,520         | 1,059         | 762           | (P)               |
| Manufacturing .....                           | 6,014         | 11,090        | 21,218        | 26,643        | 27,835        | 19,603        | 89,739            |
| Food and kindred products .....               | 404           | 1,294         | 4,567         | 3,802         | 1,145         | 1,949         | 1,728             |
| Chemicals and allied products .....           | 1,644         | 5,035         | 6,905         | 12,511        | 3,961         | 4,539         | 3,604             |
| Primary and fabricated metals .....           | 1,187         | 1,297         | 1,485         | 547           | 3,222         | 1,327         | 2,978             |
| Machinery .....                               | 1,002         | 1,778         | 1,867         | 4,489         | 4,355         | 4,788         | 21,495            |
| Other manufacturing .....                     | 1,778         | 1,686         | 6,393         | 5,293         | 15,151        | 7,000         | 59,934            |
| Wholesale trade .....                         | 698           | 837           | 2,156         | 1,168         | 4,746         | 2,612         | 3,266             |
| Retail trade .....                            | 256           | 1,495         | 1,542         | 2,838         | 2,988         | 435           | 1,938             |
| Depository institutions .....                 | 529           | 958           | 2,026         | 2,301         | 1,944         | 3,547         | 1,563             |
| Finance, except depository institutions ..... | 797           | 1,599         | 2,195         | 7,837         | 8,676         | 7,019         | 16,607            |
| Insurance .....                               | 291           | 1,105         | 450           | 654           | 4,688         | 8,526         | 4,709             |
| Real estate .....                             | 2,161         | 1,883         | 2,647         | 2,996         | 4,175         | 4,119         | 6,144             |
| Services .....                                | 2,023         | 4,162         | 7,163         | 5,881         | 15,292        | 12,187        | 10,099            |
| Other industries .....                        | 2,101         | 2,218         | 5,760         | 5,359         | 8,528         | 10,898        | (P)               |

<sup>P</sup> Suppressed to avoid disclosure of data of individual companies.  
<sup>r</sup> Revised.  
 SIC Standard Industrial Classification

## Technical Note

The estimates of new foreign direct investments cover U.S. business enterprises that were acquired or established by foreign direct investors during the year and that filed full or partial reports on the survey that the Bureau of Economic Analysis (BEA) used to collect the data. For the survey, a U.S. business enterprise is categorized as "established" if the foreign parent or its existing U.S. affiliate creates a new legal entity that is organized and begins operating as a new U.S. business enterprise or directly purchases U.S. real estate.<sup>5</sup> A U.S. business enterprise is categorized as "acquired" if the foreign parent or its existing U.S. affiliate obtains a voting equity interest of 10 percent or more in an existing U.S. business enterprise and contin-

Table 4.—Investment Outlays by Country of Ultimate Beneficial Owner, 1992–99<sup>1</sup>

[Millions of dollars]

|  | 1992          | 1993          | 1994          | 1995          | 1996          | 1997          | 1998 <sup>r</sup> | 1999 <sup>r</sup> |
|--|---------------|---------------|---------------|---------------|---------------|---------------|-------------------|-------------------|
| <b>All countries</b> .....                       | <b>15,333</b> | <b>26,229</b> | <b>45,626</b> | <b>57,195</b> | <b>79,929</b> | <b>69,708</b> | <b>215,256</b>    | <b>282,946</b>    |
| Canada .....                                     | 1,351         | 3,797         | 4,128         | 8,029         | 9,700         | 11,755        | 22,635            | 11,388            |
| Europe .....                                     | 8,344         | 16,845        | 31,920        | 38,195        | 49,427        | 44,014        | 170,173           | 205,150           |
| France .....                                     | 406           | 1,249         | 1,404         | 1,129         | 6,021         | 2,578         | 14,493            | 24,579            |
| Germany .....                                    | 1,964         | 2,841         | 3,328         | 13,117        | 12,858        | 6,464         | 39,873            | 24,393            |
| Netherlands .....                                | 1,331         | 2,074         | 1,537         | 1,061         | 6,476         | 10,244        | 19,009            | 26,896            |
| Switzerland .....                                | 1,259         | 804           | 5,044         | 7,533         | 4,910         | 6,745         | 4,525             | 7,119             |
| United Kingdom .....                             | 2,255         | 8,238         | 17,261        | 9,094         | 14,757        | 11,834        | 84,995            | 110,115           |
| Other Europe .....                               | 1,129         | 1,639         | 3,346         | 6,261         | 4,405         | 6,149         | 7,278             | 12,048            |
| Latin America and Other Western Hemisphere ..... | 1,438         | 874           | 1,352         | 1,550         | 1,790         | 924           | 11,354            | 34,013            |
| South and Central America .....                  | 1,152         | 527           | (D)           | 1,283         | (D)           | 166           | 920               | 1,377             |
| Other Western Hemisphere .....                   | 286           | 347           | (D)           | 267           | (D)           | 758           | 10,433            | 32,636            |
| Africa .....                                     | (D)           | (D)           | (D)           | (D)           | (D)           | (D)           | 212               | (D)               |
| Middle East .....                                | 238           | 1,308         | (D)           | 447           | (D)           | 847           | 2,810             | 546               |
| Asia and Pacific .....                           | 3,716         | 3,004         | 5,263         | 8,688         | 12,751        | 11,786        | 7,329             | 11,502            |
| Australia .....                                  | 164           | 129           | 1,522         | 2,270         | 2,222         | 7,600         | (D)               | (D)               |
| Japan .....                                      | 2,921         | 2,065         | 2,715         | 3,602         | 8,813         | 2,326         | 4,862             | 8,048             |
| Other Asia and Pacific .....                     | 631           | 810           | 1,026         | 2,816         | 1,716         | 1,860         | (D)               | (D)               |
| United States <sup>2</sup> .....                 | (D)           | (D)           | 201           | (D)           | (D)           | (D)           | 743               | (D)               |

<sup>D</sup> Suppressed to avoid disclosure of data of individual companies.<sup>r</sup> Preliminary.<sup>r</sup> Revised.

1. For investments in which more than one investor participated, each investor and each investor's outlays are classified by country of each ultimate beneficial owner.

2. The United States is shown as the country of ultimate beneficial owner for businesses newly acquired or established by foreign investors that are, in turn, ultimately owned by persons located in the United States (see the box "Key Terms").

5. The number of new U.S. companies established is not equivalent to the number of "greenfield" investments, which typically refers to the construction of new plants or other business facilities. First, direct purchases of U.S. real estate—which often involve purchases of existing office buildings, hotels, retail stores, shopping centers, or other commercial property—are included in the "established" measure but are not considered to be "greenfield" investments. Second, new plants that are built by existing U.S. affiliates are considered "greenfield" investments, but they are included in the "established" measure only if the new plants are set up as separate legal entities.

## Data on Foreign Direct Investment in the United States

In addition to the data on new foreign direct investments presented in this article, BEA collects and publishes two other broad sets of data on foreign direct investment in the United States (FDIUS): Financial and operating data of U.S. affiliates, and balance-of-payments and direct-investment-position data. The financial and operating data were most recently published in "Foreign Direct Investment in the United States: Preliminary Results From the 1997 Benchmark Survey" in the August 1999 SURVEY; that article includes a detailed description of the three

types of FDIUS data. The balance-of-payments and direct-investment-position data were published in "The International Investment Position of the United States at Yearend 1998" and "Direct Investment Positions for 1998: Country and Industry Detail" in the July 1999 issue; "Foreign Direct Investment in the United States: Detail for Historical Cost Position and Related Capital and Income Flows, 1998" in the September 1999 issue; and "U.S. International Transactions, Fourth Quarter and Year 1999," in the April 2000 issue.

Table 5.—Selected Operating Data of U.S. Business Enterprises Acquired or Established, by NAICS-Based Industry of U.S. Business Enterprise, 1998–99

|  | 1998 <sup>r</sup>   |                |              |                        |   | 1999 <sup>r</sup>   |                |              |                        |   |
|--|---------------------|----------------|--------------|------------------------|---|---------------------|----------------|--------------|------------------------|---|
|  | Millions of dollars |                |              | Thousands of employees | Number of hectares of land owned <sup>1</sup> | Millions of dollars |                |              | Thousands of employees | Number of hectares of land owned <sup>1</sup> |
|  | Total assets        | Sales          | Net income   |                        |   | Total assets        | Sales          | Net income   |                        |   |
| <b>All industries</b> .....                                  | <b>274,349</b>      | <b>164,904</b> | <b>4,623</b> | <b>624.6</b>           | <b>134,953</b>                                | <b>454,364</b>      | <b>130,610</b> | <b>2,573</b> | <b>647.8</b>           | <b>249,567</b>                                |
| Manufacturing .....  | 133,893             | 120,184        | 3,605        | 268.0                  | 76,013  | 70,342              | 299            | 211.1        | 84,889                 |   |
| Wholesale trade .....  | 4,445               | 7,731          | 180          | 12.2                   | 172   | 1,660               | 4,039          | -23          | 11.6                   | ( <sup>D</sup> )                              |
| Retail trade .....   | 1,355               | 2,443          | 66           | 14.4                   | 64  | 5,317               | 14,150         | 20           | 91.5                   | ( <sup>D</sup> )                              |
| Information .....  | 15,509              | 6,398          | -473         | 30.7                   | 122   | 39,674              | 11,657         | 89           | 49.1                   | 47  |
| Depository institutions .....                                | 11,382              | 1,035          | 69           | H                      | 43  | 119,832             | 10,877         | 20           | 12.6                   | ( <sup>D</sup> )                              |
| Finance (except depository institutions) and insurance ..... | 72,579              | 8,005          | 971          | 14.1                   | 263   | 166,239             | 15,480         | 1,975        | 30.2                   | 1,044   |
| Real estate and rental and leasing .....                     | 14,269              | 1,596          | 375          | H                      | 7,789   | 7,056               | 1,411          | 124          | 6.0                    | 3,456   |
| Professional, scientific, and technical services .....       | 6,369               | 3,467          | -385         | 31.3                   | 317   | 5,360               | 5,076          | -313         | 35.6                   | ( <sup>D</sup> )                              |
| Other industries .....                                       | 14,618              | 14,044         | 215          | 225.7                  | 48,166  | 38,915              | 26,000         | 381          | 199.9                  | 158,030                                       |

<sup>D</sup> Suppressed to avoid disclosure of data of individual companies.<sup>r</sup> Preliminary.<sup>r</sup> Revised.

1. One hectare equals 2.471 acres. Thus, for all industries, the number of acres of land owned in 1998 and 1999 were 333,469 and 618,680, respectively.

NOTES.—For newly acquired businesses, data cover the most recently completed financial re-

porting year. For newly established businesses, data are projections for the first full year of operations.

Size ranges are given in employment cells that are suppressed. The size ranges are: A—1 to 499; B—500 to 999; C—1,000 to 2,499; D—2,500 to 4,999; E—5,000 to 9,999; J—10,000 to 24,999; K—25,000 to 49,999; L—50,000 to 99,999; M—100,000 or more.

NAICS North American Industry Classification System

ues to operate it as a separate legal entity or purchases a business segment or an operating unit of an existing U.S. business and organizes it as a new separate legal entity. A U.S. business is also categorized as “acquired” if an existing U.S. affiliate purchases a U.S. business, a segment of a U.S. business, or an operating unit of a U.S. business and merges it into its own operations.

These estimates do not cover the acquisition of additional equity in an existing U.S. affiliate, the acquisition of an existing U.S. affiliate by one foreign investor from another, or the expansion in the operations of existing U.S. affiliates. Selloffs or other disinvestments are not netted against the new investments. (See the box “Data on Foreign Direct Investment in the United States” for references to other BEA data with broader coverage.)

Beginning in 1998, U.S. businesses that are acquired or established by foreign direct investors and that have total assets of more than \$3 million or that own 200 or more acres of U.S. land are required to file full reports with BEA.<sup>6</sup> In order to reduce reporting burden, smaller U.S. businesses—those having total assets of \$3 million or less and owning less than 200 acres of U.S. land—that are acquired or established by foreigners are

required to file partial reports, which are much shorter than full reports.<sup>7</sup>

To provide the most comprehensive aggregate values for all the partial reports it receives, BEA estimates the items that are only on the full report and adds the estimated and reported data for the partial reports to the data for the full reports. Because the businesses that file partial reports are so small, their estimated and reported values have a negligible impact on the published aggregates. For example, in 1998, the total assets of U.S. businesses that filed partial reports were \$405.1 million, less than 0.2 percent of the \$274.3 billion of total assets for all investments.

Although the values for partial reports are negligible, their numbers are significant. For example, BEA received 1,222 partial reports in 1998, compared with 927 full reports. Furthermore, the number of businesses that are subject to partial reporting may be much higher than the number of partial reports BEA actually received, because not all of the smaller U.S. businesses acquired or established by foreigners in 1998 filed reports. BEA makes every effort to contact all U.S. businesses that may have been newly acquired or established by foreigners, but it must concentrate its limited

6. Prior to 1998, full reports were required of U.S. businesses that had total assets of more than \$1 million or that owned 200 or more acres of U.S. land.

7. Copies of the full report (BE-13) and the partial report (BE-13, Supplement C) may be found on BEA's Web site at <[www.bea.doc.gov/bea/surveys.htm](http://www.bea.doc.gov/bea/surveys.htm)>.

### New Industry Classifications

The 1998 and 1999 estimates of new foreign direct investments in the United States by industry reflect two changes in industry classification. First, the estimates are based on new classifications derived from the 1997 North American Industry Classification System (NAICS). The estimates for preceding years are based on classifications derived from the 1987 Standard Industrial Classification (SIC) system.<sup>1</sup> Second, petroleum is no longer treated as a separate major industry; instead, businesses engaged in the various petroleum-related activities are distributed among the NAICS industry groups or sectors that reflect their primary activity.

The NAICS is the new industry classification system of the United States, Canada, and Mexico; in the United States, it supplants the 1987 SIC. Among other improvements, NAICS better reflects new and emerging industries, industries involved in the production of advanced technologies, and the growth and diversification of services industries. The new NAICS-based classifications were first used

to collect data on direct investment in the United States in the 1997 benchmark survey of foreign direct investment in the United States.<sup>2</sup>

The various petroleum subindustries are no longer grouped in the major industry group “petroleum.” Instead, beginning with the 1998 estimates, these subindustries are spread among the NAICS industry groups; for example, oil and gas extraction is now included in mining, petroleum refining and integrated petroleum extraction and refining are in manufacturing, and gasoline stations are in retail trade. For earlier years, petroleum is shown as a separate major industry group because petroleum-related activities accounted for a major portion of all direct investment activity; however, their relative importance has declined significantly in recent years. Accordingly, the industry presentation of the direct investment data has been changed to bring it into conformity with that used for most other data on the U.S. economy.

1. Office of Management and Budget, *North American Industry Classification System: United States, 1997* (Lanham, MD: Bernan Press, 1998) and Office of Management of Budget, *Standard Industrial Classification Manual, 1987* (Washington, DC: U.S. Government Printing Office, 1987). See also <[www.ntis.gov/product/naics.htm](http://www.ntis.gov/product/naics.htm)>.

2. For additional information, see the box “New Industry Classifications” in William J. Zeile, “Foreign Direct Investment in the United States: Preliminary Results From the 1997 Benchmark Survey” SURVEY 79 (August 1999): 24, and the *Guide to Industry and Foreign Trade Classifications for International Surveys* at <[www.bea.doc.gov/bea/surveys/be799.pdf](http://www.bea.doc.gov/bea/surveys/be799.pdf)>.

resources on ensuring compliance with reporting requirements by larger businesses.

Of the 927 full reports filed in 1998, 572 were for investments to acquire U.S. businesses, and 355 were for investments to establish new U.S. businesses. For 1999, BEA estimates that 825 businesses will have filed full reports by the time the revised estimates are published next year.<sup>8</sup>


The number of full reports by size of outlay is shown in the table below. As is usually the case for the preliminary estimates, reports covering virtually all of the largest investments have already been filed for 1999. Accordingly, among the four size classes shown, the numbers shown for 1999 for the three largest classes represent the number of reports actually received; the number shown for investments of less than \$100 million includes an estimate for 1999 of the number of late reports that will be received before the revised estimates are published.

|                             | 1998 | 1999 |
|-----------------------------|------|------|
| Total                       | 927  | 825  |
| \$5 billion or more         | 6    | 9    |
| \$2 billion—\$4.9 billion   | 8    | 15   |
| \$100 million—\$1.9 billion | 154  | 159  |
| Less than \$100 million     | 759  | 642  |

The number of new investments for 1998 and 1999 is not comparable with the number of new

8. Each year, after the preliminary estimates are published, BEA continues to receive survey reports. To make the preliminary estimates as accurate as possible, BEA augments the reported data with estimates for late reports. An estimate is made for each of the data items collected in the survey, and these estimates cover both full and partial reports. BEA also estimates the number of full reports, but not the number of partial reports because this number may fluctuate significantly from year to year.

investments for 1980–97, because the asset criterion for filing full reports was raised from \$1 million in 1980–97 to \$3 million in 1998. The incomparability affects only the total number and the number in the smallest size class. In addition, prior to 1998, the values for new investments do not include estimated values for partial reports. Because these estimated values would have been negligible, the previously published values for 1980–97 are reasonably comparable with those for 1998 and 1999.

Tables 6 and 7 follow. 

### Data Availability

Summary estimates of the outlays by foreign direct investors to acquire or establish businesses in the United States are presented in this article.

Detailed estimates on the number of investments and investors for 1998 and on investment outlays and selected operating data for the newly acquired or established businesses for 1998 and 1999 will be available as compressed text files on BEA's Web site at <[www.bea.doc.gov](http://www.bea.doc.gov)>. (Detailed estimates for 1980–91 and 1992–97 are currently available at this site.) The availability of the 1998 and 1999 estimates will be announced on the inside back cover of the SURVEY OF CURRENT BUSINESS and on the "What's New?" page in the Catalog of Products at the site.

The detailed estimates for 1998 and 1999 will also be available on diskette. Diskettes containing the detailed estimates for 1980–91 and 1992–97 are currently available; to order call the BEA Order Desk at 1-800-704-0415 (outside the United States, call 202-606-9666) and specify product number IDN-0235 for the 1992–97 estimates and product number IDN-0078 for the 1980–91 estimates.

**Table 6.—Investment Outlays by Type of Investment and Investor, by NAICS-Based Industry of U.S. Business Enterprise 1998–99**  
[Millions of dollars]

|  | 1998 <sup>r</sup> |                          |                             |                          |                 | 1999 <sup>r</sup> |                          |                             |                          |                 |
|--|-------------------|--------------------------|-----------------------------|--------------------------|-----------------|-------------------|--------------------------|-----------------------------|--------------------------|-----------------|
|  | Total             | By type of investment    |                             | By type of investor      |                 | Total             | By type of investment    |                             | By type of investor      |                 |
|  |                   | U.S. businesses acquired | U.S. businesses established | Foreign direct investors | U.S. affiliates |                   | U.S. businesses acquired | U.S. businesses established | Foreign direct investors | U.S. affiliates |
| <b>All industries</b> .....  | <b>215,256</b>    | <b>182,357</b>           | <b>32,899</b>               | <b>120,828</b>           | <b>94,428</b>   | <b>282,946</b>    | <b>276,489</b>           | <b>6,457</b>                | <b>128,569</b>           | <b>154,377</b>  |
| <b>Manufacturing</b> .....   | <b>149,243</b>    | <b>136,005</b>           | <b>13,237</b>               | <b>109,880</b>           | <b>39,363</b>   | <b>74,195</b>     | <b>73,794</b>            | <b>401</b>                  | <b>15,065</b>            | <b>59,130</b>   |
| Food .....   | 1,286             | 1,199                    | 87                          | 75                       | 1,211           | 869               | (P)                      | (P)                         | 0                        | 869             |
| Beverages and tobacco .....  | 442               | (P)                      | (P)                         | (P)                      | (P)             | 1,501             | 1,501                    | (P)                         | (P)                      | (P)             |
| Textiles, apparel, and leather products .....                        | 594               | 594                      | 0                           | (P)                      | (P)             | (P)               | (P)                      | 8                           | (P)                      | (P)             |
| Wood products .....  | (P)               | (P)                      | 5                           | (P)                      | (P)             | (P)               | (P)                      | 0                           | (P)                      | (P)             |
| Paper .....  | 3,572             | (P)                      | (P)                         | 168                      | 3,404           | 188               | 188                      | 0                           | (P)                      | 188             |
| Printing and related support activities .....                        | 1,022             | (P)                      | (P)                         | (P)                      | (P)             | 1,773             | 1,773                    | 0                           | (P)                      | (P)             |
| Petroleum and coal products .....                                    | 67,658            | (P)                      | (P)                         | (P)                      | (P)             | (P)               | (P)                      | 0                           | (P)                      | (P)             |
| <b>Chemicals</b> .....   | <b>3,627</b>      | <b>3,472</b>             | <b>154</b>                  | <b>1,406</b>             | <b>2,220</b>    | <b>5,425</b>      | (P)                      | (P)                         | <b>470</b>               | <b>4,955</b>    |
| Basic chemicals .....  | 673               | (P)                      | (P)                         | (P)                      | (P)             | (P)               | (P)                      | 0                           | (P)                      | (P)             |
| Resins and synthetic rubber, fibers and filaments .....              | (P)               | (P)                      | 0                           | (P)                      | (P)             | (P)               | (P)                      | 0                           | (P)                      | (P)             |
| Pharmaceuticals and medicines .....                                  | 1,489             | (P)                      | (P)                         | (P)                      | (P)             | 85                | 85                       | 0                           | (P)                      | (P)             |
| Soap, cleaning compounds, and toilet preparations .....              | (P)               | (P)                      | (P)                         | (P)                      | (P)             | (P)               | (P)                      | 0                           | (P)                      | (P)             |
| Other .....  | 829               | 828                      | 1                           | 5                        | 823             | 731               | 731                      | 0                           | (P)                      | (P)             |
| <b>Plastics and rubber products</b> .....                            | <b>1,434</b>      | <b>1,426</b>             | <b>8</b>                    | <b>19</b>                | <b>1,415</b>    | <b>3,682</b>      | (P)                      | (P)                         | (P)                      | (P)             |
| Nonmetallic mineral products .....                                   | 900               | (P)                      | (P)                         | 4                        | 896             | 2,233             | 2,233                    | 0                           | (P)                      | (P)             |
| Primary and fabricated metals .....                                  | 2,986             | (P)                      | (P)                         | 130                      | 2,856           | 2,948             | 2,944                    | 4                           | (P)                      | (P)             |
| Primary metals .....   | 2,454             | (P)                      | (P)                         | 16                       | 2,437           | 1,751             | 1,747                    | 4                           | (P)                      | (P)             |
| Fabricated metal products .....                                      | 532               | 524                      | 8                           | 113                      | 419             | 1,196             | 1,196                    | 0                           | (P)                      | (P)             |
| <b>Machinery</b> .....   | <b>5,220</b>      | (P)                      | (P)                         | <b>317</b>               | <b>4,903</b>    | <b>14,900</b>     | <b>14,900</b>            | <b>0</b>                    | (P)                      | (P)             |
| Agriculture, construction, and mining machinery .....                | (P)               | (P)                      | (P)                         | (P)                      | (P)             | (P)               | (P)                      | 0                           | (P)                      | (P)             |
| Industrial machinery .....   | (P)               | (P)                      | (P)                         | (P)                      | (P)             | (P)               | (P)                      | 0                           | (P)                      | 0               |
| Other .....  | (P)               | (P)                      | (P)                         | (P)                      | (P)             | 9,894             | 9,894                    | 0                           | (P)                      | (P)             |
| <b>Computers and electronic products</b> .....                       | <b>17,861</b>     | (P)                      | (P)                         | (P)                      | (P)             | <b>32,376</b>     | <b>32,376</b>            | <b>0</b>                    | <b>4,792</b>             | <b>27,584</b>   |
| Computer and peripheral equipment .....                              | (P)               | (P)                      | (P)                         | (P)                      | (P)             | 226               | 258                      | 0                           | 3                        | 255             |
| Communications equipment .....                                       | 5,238             | 5,238                    | 0                           | (P)                      | (P)             | 7,944             | 7,944                    | 0                           | (P)                      | (P)             |
| Audio and video equipment .....                                      | 5                 | 1                        | 4                           | 4                        | 1               | (P)               | (P)                      | 0                           | (P)                      | (P)             |
| Semiconductors and other electronic components .....                 | 1,848             | 1,847                    | 1                           | 90                       | 1,759           | 22,032            | 22,032                   | 0                           | (P)                      | (P)             |
| Navigational, measuring, and other instruments .....                 | 1,775             | (P)                      | (P)                         | (P)                      | (P)             | 2,005             | 2,005                    | 0                           | 1,277                    | 728             |
| Magnetic and optical media .....                                     | (P)               | (P)                      | 0                           | 1                        | (P)             | (P)               | (P)                      | 0                           | (P)                      | (P)             |
| <b>Electrical equipment, appliances, and components</b> .....        | <b>136</b>        | (P)                      | (P)                         | (P)                      | (P)             | <b>4,415</b>      | <b>4,415</b>             | <b>0</b>                    | <b>2</b>                 | <b>4,413</b>    |
| Transportation equipment .....                                       | 37,177            | 37,080                   | 96                          | 33,606                   | 3,570           | 2,736             | (P)                      | (P)                         | (P)                      | (P)             |
| Motor vehicles, bodies and trailers, and parts .....                 | 36,695            | 36,600                   | 95                          | (P)                      | (P)             | 2,322             | (P)                      | (P)                         | (P)                      | (P)             |
| Other .....  | 482               | 480                      | 2                           | (P)                      | (P)             | 414               | 414                      | (P)                         | 0                        | 414             |
| Furniture and related products .....                                 | (P)               | (P)                      | 2                           | (P)                      | (P)             | 0                 | 0                        | 0                           | 0                        | 0               |
| Miscellaneous manufacturing .....                                    | 5,246             | 5,245                    | (P)                         | (P)                      | (P)             | 889               | 889                      | 0                           | (P)                      | (P)             |
| <b>Wholesale trade</b> .....   | <b>3,321</b>      | <b>2,577</b>             | <b>744</b>                  | (P)                      | (P)             | <b>1,030</b>      | (P)                      | (P)                         | (P)                      | (P)             |
| Motor vehicles and motor vehicle parts and supplies .....            | 7                 | 7                        | (P)                         | (P)                      | (P)             | 0                 | 0                        | 0                           | 0                        | 0               |
| Professional and commercial equipment and supplies .....             | 168               | (P)                      | (P)                         | (P)                      | (P)             | 304               | 304                      | 0                           | (P)                      | (P)             |
| Electrical goods .....   | 0                 | 0                        | 0                           | 0                        | 0               | (P)               | (P)                      | 0                           | (P)                      | (P)             |
| Other durable goods .....  | 531               | 471                      | 61                          | 35                       | 497             | (P)               | (P)                      | 0                           | (P)                      | (P)             |
| Petroleum and petroleum products .....                               | 55                | (P)                      | (P)                         | (P)                      | (P)             | 0                 | 0                        | 0                           | 0                        | 0               |
| Other nondurable goods .....   | 2,559             | 1,895                    | 665                         | 634                      | 1,925           | 415               | 414                      | 2                           | 0                        | 415             |
| <b>Retail trade</b> .....  | <b>1,153</b>      | (P)                      | (P)                         | (P)                      | (P)             | <b>4,564</b>      | <b>4,564</b>             | <b>0</b>                    | <b>114</b>               | <b>4,450</b>    |
| Food and beverage stores .....                                       | (P)               | (P)                      | 0                           | 0                        | 0               | 0                 | 0                        | 0                           | 0                        | 0               |
| Other .....  | (P)               | (P)                      | (P)                         | (P)                      | (P)             | 4,564             | 4,564                    | 0                           | 114                      | 4,450           |
| <b>Information</b> .....   | <b>13,399</b>     | (P)                      | (P)                         | <b>3,194</b>             | <b>10,205</b>   | <b>93,475</b>     | <b>93,168</b>            | <b>306</b>                  | <b>79,133</b>            | <b>14,342</b>   |
| Publishing industries .....  | 9,856             | 9,854                    | 1                           | 782                      | 9,074           | (P)               | (P)                      | 0                           | (P)                      | 8,711           |
| Motion pictures and sound recording industries .....                 | 36                | 36                       | (P)                         | 9                        | 27              | 3                 | 0                        | 3                           | 0                        | 3               |
| Broadcasting and telecommunications .....                            | 2,841             | 2,837                    | 4                           | (P)                      | (P)             | 80,073            | (P)                      | (P)                         | (P)                      | (P)             |
| Broadcasting, cable networks, and program distribution .....         | (P)               | (P)                      | 0                           | (P)                      | (P)             | 3,586             | 3,586                    | 0                           | (P)                      | (P)             |
| Telecommunications .....   | (P)               | (P)                      | 4                           | (P)                      | (P)             | 76,487            | (P)                      | (P)                         | (P)                      | (P)             |
| Information services and data processing services .....              | 667               | (P)                      | (P)                         | (P)                      | (P)             | (P)               | (P)                      | (P)                         | (P)                      | (P)             |
| <b>Depository institutions</b> .....                                 | <b>1,563</b>      | (P)                      | (P)                         | (P)                      | (P)             | <b>11,845</b>     | (P)                      | (P)                         | (P)                      | (P)             |
| <b>Finance, (except depository institutions) and insurance</b> ..... | <b>21,057</b>     | <b>7,667</b>             | <b>13,390</b>               | <b>1,417</b>             | <b>19,640</b>   | <b>47,023</b>     | <b>46,017</b>            | <b>1,006</b>                | <b>7,227</b>             | <b>39,796</b>   |
| Finance, except depository institutions .....                        | 16,348            | (P)                      | (P)                         | 1,368                    | 14,979          | 4,129             | 3,123                    | 1,006                       | 2,329                    | 1,799           |
| Insurance carriers and related activities .....                      | 4,709             | (P)                      | (P)                         | 48                       | 4,661           | 42,894            | 42,894                   | 0                           | 4,898                    | 37,996          |
| <b>Real estate and rental and leasing</b> .....                      | <b>6,299</b>      | <b>1,790</b>             | <b>4,509</b>                | <b>1,515</b>             | <b>4,784</b>    | <b>5,689</b>      | <b>1,344</b>             | <b>4,345</b>                | <b>1,072</b>             | <b>4,617</b>    |
| Real estate .....  | 6,144             | (P)                      | (P)                         | (P)                      | (P)             | (P)               | (P)                      | 4,345                       | (P)                      | (P)             |
| Rental and leasing (except real estate) .....                        | 155               | (P)                      | (P)                         | (P)                      | (P)             | (P)               | (P)                      | 0                           | (P)                      | (P)             |
| <b>Professional, scientific, and technical services</b> .....        | <b>4,289</b>      | <b>4,240</b>             | <b>50</b>                   | <b>1,027</b>             | <b>3,263</b>    | <b>11,355</b>     | <b>11,282</b>            | <b>73</b>                   | <b>4,338</b>             | <b>7,018</b>    |
| Architectural, engineering, and related services .....               | 104               | 104                      | 0                           | (P)                      | (P)             | (P)               | (P)                      | 0                           | (P)                      | 21              |
| Computer systems design and related services .....                   | 2,217             | 2,214                    | 3                           | (P)                      | (P)             | 8,896             | (P)                      | (P)                         | 2,689                    | 6,207           |
| Management, scientific, and technical consulting .....               | 15                | (P)                      | (P)                         | 5                        | 10              | (P)               | (P)                      | 0                           | (P)                      | (P)             |
| Other .....  | 1,953             | (P)                      | (P)                         | 724                      | 1,229           | 682               | (P)                      | (P)                         | (P)                      | (P)             |
| <b>Other industries</b> .....  | <b>14,932</b>     | <b>14,225</b>            | <b>707</b>                  | <b>1,460</b>             | <b>13,472</b>   | <b>33,771</b>     | <b>33,464</b>            | <b>307</b>                  | <b>21,474</b>            | <b>12,296</b>   |
| Agriculture, forestry, fishing, and hunting .....                    | (P)               | (P)                      | 8                           | (P)                      | (P)             | 103               | 101                      | 1                           | (P)                      | (P)             |
| Mining .....   | 906               | 906                      | (P)                         | (P)                      | (P)             | 2,344             | (P)                      | (P)                         | (P)                      | (P)             |
| Utilities .....  | 4,372             | (P)                      | (P)                         | 20                       | 4,352           | 15,937            | (P)                      | (P)                         | (P)                      | (P)             |
| Construction .....   | 475               | (P)                      | (P)                         | 4                        | 471             | 1,955             | 1,955                    | (P)                         | (P)                      | (P)             |
| Transportation and warehousing .....                                 | (P)               | (P)                      | (P)                         | 99                       | (P)             | 6,140             | 6,140                    | 0                           | 2,778                    | 3,362           |
| Management of nonbank companies and enterprises .....                | (P)               | (P)                      | (P)                         | (P)                      | (P)             | (P)               | (P)                      | (P)                         | (P)                      | (P)             |
| Administration, support, and waste management .....                  | 3,939             | (P)                      | 19                          | 37                       | 3,902           | 2,053             | (P)                      | (P)                         | (P)                      | (P)             |
| Health care and social assistance .....                              | (P)               | (P)                      | (P)                         | (P)                      | (P)             | (P)               | (P)                      | 0                           | (P)                      | (P)             |
| Accommodation and food services .....                                | 904               | 849                      | (P)                         | (P)                      | (P)             | 2,636             | 2,636                    | 0                           | (P)                      | (P)             |
| Accommodation .....  | 119               | 65                       | 55                          | 2                        | 117             | 1,309             | 1,309                    | 0                           | 0                        | 1,309           |
| Food services and drinking places .....                              | 785               | 785                      | 0                           | (P)                      | (P)             | 1,327             | 1,327                    | 0                           | (P)                      | (P)             |
| Miscellaneous services .....   | 1,395             | 1,390                    | 35                          | (P)                      | (P)             | 258               | 258                      | 0                           | (P)                      | (P)             |

(\*) Less than \$500,000.

(P) Suppressed to avoid disclosure of data of individual companies.

<sup>r</sup> Preliminary.

<sup>r</sup> Revised.

NAICS North American Industry Classification System

Table 7.1—Investment Outlays, Country of Ultimate Beneficial Owner by NAICS-Based Industry of U.S. Business Enterprise, 1998

[Millions of dollars]

|   | All industries   | Manufacturing    |                  |                  |                               |                  |                                  |  |                          | Wholesale trade  | Retail trade     | Information      | Depository institutions | Finance (except depository institutions) and insurance | Real estate and rental and leasing | Professional, scientific, and technical services | Other industries |
|---|------------------|------------------|------------------|------------------|-------------------------------|------------------|----------------------------------|--|--------------------------|------------------|------------------|------------------|-------------------------|--|------------------------------------|--|------------------|
|   |                  | Total            | Of which         |                  |                               |                  |                                  |  |                          |                  |                  |                  |                         |  |                                    |  |                  |
|   |                  |                  | Food             | Chemicals        | Primary and fabricated metals | Machinery        | Computer and electronic products | Electrical equipment, appliances, and components | Transportation equipment |                  |                  |                  |                         |  |                                    |  |                  |
| (1)   | (2)              | (3)              | (4)              | (5)              | (6)                           | (7)              | (8)                              | (9)  | (10)                     | (11)             | (12)             | (13)             | (14)                    | (15)   | (16)                               | (17)   |                  |
| <b>All countries</b> .....                              | <b>215,256</b>   | <b>149,243</b>   | <b>1,286</b>     | <b>3,627</b>     | <b>2,986</b>                  | <b>5,220</b>     | <b>17,861</b>                    | <b>136</b>                                       | <b>37,177</b>            | <b>3,321</b>     | <b>1,153</b>     | <b>13,399</b>    | <b>1,563</b>            | <b>21,057</b>  | <b>6,299</b>                       | <b>4,289</b>                                     | <b>14,932</b>    |
| <b>Canada</b> .....                                     | <b>22,635</b>    | <b>12,053</b>    | ( <sup>D</sup> ) | 13               | ( <sup>D</sup> )              | ( <sup>D</sup> ) | ( <sup>D</sup> )                 | ( <sup>D</sup> )                                 | 6                        | ( <sup>D</sup> ) | 7                | 1,583            | 21                      | 1,297  | ( <sup>D</sup> )                   | 84   | 5,498            |
| <b>Europe</b> .....                                     | <b>170,173</b>   | <b>126,078</b>   | <b>525</b>       | <b>3,268</b>     | <b>1,858</b>                  | <b>3,013</b>     | <b>8,545</b>                     | <b>125</b>                                       | <b>37,070</b>            | <b>1,337</b>     | <b>1,102</b>     | <b>10,625</b>    | ( <sup>D</sup> )        | <b>14,936</b>  | <b>3,087</b>                       | ( <sup>D</sup> )                                 | <b>7,458</b>     |
| Austria .....   | 19               | 7                | 0                | 1                | 4                             | ( <sup>D</sup> ) | 0                                | 0  | ( <sup>D</sup> )         | 0                | 0                | 0                | 0                       | 2  | 0                                  | 4  | 2                |
| Belgium .....   | 255              | 81               | 0                | 0                | 0                             | ( <sup>D</sup> ) | 0                                | 0  | 0                        | ( <sup>D</sup> ) | 0                | 0                | 0                       | 0  | 0                                  | 0  | ( <sup>D</sup> ) |
| Denmark .....   | 49               | ( <sup>D</sup> ) | 0                | 0                | 0                             | 0                | 0                                | 0  | 0                        | 0                | 0                | 0                | 0                       | 0  | 0                                  | 0  | 0                |
| Finland .....   | ( <sup>D</sup> ) | ( <sup>D</sup> ) | 0                | 0                | 0                             | 0                | 0                                | 0  | 0                        | 0                | 0                | 0                | 0                       | 0  | 0                                  | 0  | 0                |
| France .....  | 14,493           | 10,207           | 1                | ( <sup>D</sup> ) | ( <sup>D</sup> )              | ( <sup>D</sup> ) | 6,528                            | ( <sup>D</sup> )                                 | ( <sup>D</sup> )         | ( <sup>D</sup> ) | ( <sup>D</sup> ) | ( <sup>D</sup> ) | ( <sup>D</sup> )        | ( <sup>D</sup> )                                       | 19                                 | 107  | 1,545            |
| Germany .....   | 39,873           | 36,732           | ( <sup>D</sup> ) | 449              | ( <sup>D</sup> )              | ( <sup>D</sup> ) | 82                               | ( <sup>D</sup> )                                 | 33,982                   | 101              | ( <sup>D</sup> ) | ( <sup>D</sup> ) | 0                       | 164  | 1,320                              | ( <sup>D</sup> )                                 | 147              |
| Ireland .....   | 4,268            | 3,770            | 0                | ( <sup>D</sup> ) | ( <sup>D</sup> )              | ( <sup>D</sup> ) | 0                                | 0  | 0                        | ( <sup>D</sup> ) | 0                | 0                | 0                       | 0  | 0                                  | 0  | 0                |
| Italy .....   | 391              | 128              | 0                | ( <sup>D</sup> ) | ( <sup>D</sup> )              | ( <sup>D</sup> ) | 8                                | 0  | 0                        | ( <sup>D</sup> ) | 0                | 0                | 0                       | 0  | 0                                  | 0  | 0                |
| Liechtenstein .....                                     | 0                | 0                | 0                | 0                | 0                             | 0                | 0                                | 0  | 0                        | 0                | 0                | 0                | 0                       | 1  | 0                                  | 0  | 0                |
| Luxembourg .....  | ( <sup>D</sup> ) | 0                | 0                | 0                | 0                             | 0                | 0                                | 0  | 0                        | 0                | 0                | 0                | 0                       | 0  | 0                                  | 0  | 0                |
| Netherlands .....                                       | 19,009           | 10,879           | ( <sup>D</sup> ) | 3                | ( <sup>D</sup> )              | ( <sup>D</sup> ) | 0                                | 0  | ( <sup>D</sup> )         | 67               | 0                | 0                | 0                       | 1,578  | ( <sup>D</sup> )                   | ( <sup>D</sup> )                                 | ( <sup>D</sup> ) |
| Norway .....  | 832              | 1                | 0                | 0                | 0                             | 0                | 1                                | 0  | 0                        | ( <sup>D</sup> ) | 0                | 0                | 0                       | ( <sup>D</sup> )                                       | ( <sup>D</sup> )                   | ( <sup>D</sup> )                                 | 94               |
| Spain .....   | ( <sup>D</sup> ) | ( <sup>D</sup> ) | 0                | ( <sup>D</sup> ) | ( <sup>D</sup> )              | ( <sup>D</sup> ) | 0                                | 0  | ( <sup>D</sup> )         | ( <sup>D</sup> ) | 0                | 0                | 0                       | 0  | 0                                  | 0  | 0                |
| Sweden .....  | 506              | 189              | 0                | ( <sup>D</sup> ) | ( <sup>D</sup> )              | ( <sup>D</sup> ) | 0                                | 0  | ( <sup>D</sup> )         | ( <sup>D</sup> ) | 0                | 0                | 0                       | 0  | 0                                  | 0  | 45               |
| Switzerland .....                                       | 4,525            | 1,298            | 0                | ( <sup>D</sup> ) | ( <sup>D</sup> )              | ( <sup>D</sup> ) | 1                                | 0  | 0                        | 12               | 0                | 0                | 0                       | 20   | 186                                | 0  | 186              |
| United Kingdom .....                                    | 84,995           | 62,614           | ( <sup>D</sup> ) | 1,349            | 1,713                         | ( <sup>D</sup> ) | 1,038                            | ( <sup>D</sup> )                                 | 979                      | 340              | 1                | 7,881            | ( <sup>D</sup> )        | ( <sup>D</sup> )                                       | 157                                | 2,734  | 1,358            |
| Other .....   | 7                | 6                | 3                | ( <sup>D</sup> ) | 0                             | ( <sup>D</sup> ) | 0                                | 0  | 0                        | ( <sup>D</sup> ) | 0                | 0                | 0                       | 0  | 0                                  | 0  | 0                |
| <b>Latin America and Other Western Hemisphere</b> ..... | <b>11,354</b>    | <b>7,774</b>     | ( <sup>D</sup> ) | ( <sup>D</sup> ) | ( <sup>D</sup> )              | ( <sup>D</sup> ) | ( <sup>D</sup> )                 | <b>0</b>   | ( <sup>D</sup> )         | ( <sup>D</sup> ) | <b>7</b>         | <b>5</b>         | ( <sup>D</sup> )        | ( <sup>D</sup> )                                       | <b>391</b>                         | <b>3</b>   | ( <sup>D</sup> ) |
| South and Central America .....                         | 920              | 730              | ( <sup>D</sup> ) | ( <sup>D</sup> ) | ( <sup>D</sup> )              | ( <sup>D</sup> ) | 1                                | 0  | 0                        | ( <sup>D</sup> ) | 7                | 0                | 0                       | ( <sup>D</sup> )                                       | ( <sup>D</sup> )                   | 3  | 0                |
| Brazil .....  | 1                | 0                | 0                | 0                | 0                             | 0                | 0                                | 0  | 0                        | 0                | 0                | 0                | 0                       | 0  | 0                                  | 0  | 0                |
| Mexico .....  | 739              | 3                | ( <sup>D</sup> ) | 1                | ( <sup>D</sup> )              | ( <sup>D</sup> ) | 1                                | 0  | 0                        | 0                | 7                | 0                | 0                       | 0  | 3                                  | 0  | 0                |
| Panama .....  | 3                | ( <sup>D</sup> ) | ( <sup>D</sup> ) | 0                | ( <sup>D</sup> )              | ( <sup>D</sup> ) | 0                                | 0  | 0                        | 0                | 0                | 0                | 0                       | 0  | 0                                  | 2  | 0                |
| Venezuela .....   | ( <sup>D</sup> ) | ( <sup>D</sup> ) | 0                | ( <sup>D</sup> ) | ( <sup>D</sup> )              | ( <sup>D</sup> ) | 0                                | 0  | 0                        | 0                | 0                | 0                | 0                       | 0  | 0                                  | 0  | 0                |
| Other .....   | ( <sup>D</sup> ) | ( <sup>D</sup> ) | 0                | 0                | ( <sup>D</sup> )              | ( <sup>D</sup> ) | 0                                | 0  | 0                        | 0                | 0                | 0                | 0                       | 0  | 0                                  | 0  | 0                |
| Other Western Hemisphere .....                          | 10,433           | 7,044            | ( <sup>D</sup> ) | 0                | ( <sup>D</sup> )              | ( <sup>D</sup> ) | 0                                | 0  | ( <sup>D</sup> )         | ( <sup>D</sup> ) | ( <sup>D</sup> ) | 5                | 0                       | ( <sup>D</sup> )                                       | ( <sup>D</sup> )                   | ( <sup>D</sup> )                                 | 1,168            |
| Bahamas .....   | ( <sup>D</sup> ) | 0                | 0                | 0                | 0                             | 0                | 0                                | 0  | 0                        | 0                | 0                | 0                | 0                       | 0  | 0                                  | 0  | 0                |
| Bermuda .....   | 5,996            | ( <sup>D</sup> ) | 0                | 0                | ( <sup>D</sup> )              | ( <sup>D</sup> ) | 0                                | 0  | 0                        | 0                | 0                | 5                | 0                       | 0  | 0                                  | 0  | 0                |
| Netherlands Antilles .....                              | ( <sup>D</sup> ) | ( <sup>D</sup> ) | ( <sup>D</sup> ) | 0                | 0                             | ( <sup>D</sup> ) | 0                                | 0  | 0                        | 0                | 0                | 0                | 0                       | 0  | 0                                  | 0  | 2                |
| United Kingdom Islands, Caribbean .....                 | 1,836            | 0                | 0                | 0                | 0                             | ( <sup>D</sup> ) | 0                                | 0  | 0                        | 0                | 0                | 0                | 0                       | 0  | 0                                  | 0  | 0                |
| Other .....   | ( <sup>D</sup> ) | 0                | 0                | 0                | 0                             | 0                | 0                                | 0  | 0                        | 5                | 0                | 0                | 0                       | 0  | 0                                  | 0  | 0                |
| <b>Africa</b> .....                                     | <b>212</b>       | <b>11</b>        | <b>0</b>         | <b>1</b>         | <b>0</b>                      | ( <sup>D</sup> ) | <b>0</b>                         | <b>0</b>   | <b>0</b>                 | ( <sup>D</sup> ) | <b>0</b>         | <b>0</b>         | <b>0</b>                | ( <sup>D</sup> )                                       | <b>0</b>                           | <b>0</b>   | <b>0</b>         |
| South Africa .....                                      | 212              | 11               | 0                | 1                | 0                             | ( <sup>D</sup> ) | 0                                | 0  | ( <sup>D</sup> )         | ( <sup>D</sup> ) | 0                | 0                | 0                       | ( <sup>D</sup> )                                       | 0                                  | 0  | 0                |
| Other .....   | 1                | ( <sup>D</sup> ) | 0                | 0                | 0                             | ( <sup>D</sup> ) | 0                                | 0  | 0                        | ( <sup>D</sup> ) | 0                | 0                | 0                       | 0  | 0                                  | 0  | 0                |
| <b>Middle East</b> .....                                | <b>2,810</b>     | ( <sup>D</sup> ) | <b>0</b>         | <b>0</b>         | ( <sup>D</sup> )              | ( <sup>D</sup> ) | <b>0</b>                         | <b>0</b>   | <b>0</b>                 | <b>4</b>         | ( <sup>D</sup> ) | ( <sup>D</sup> ) | <b>3</b>                | ( <sup>D</sup> )                                       | <b>308</b>                         | ( <sup>D</sup> )                                 | ( <sup>D</sup> ) |
| Israel .....  | ( <sup>D</sup> ) | ( <sup>D</sup> ) | 0                | 0                | ( <sup>D</sup> )              | ( <sup>D</sup> ) | 0                                | 0  | 0                        | 0                | 0                | 0                | 0                       | 0  | 0                                  | 0  | 0                |
| Kuwait .....  | ( <sup>D</sup> ) | 0                | 0                | 0                | 0                             | 0                | 0                                | 0  | 0                        | 0                | 0                | 0                | 0                       | 0  | 0                                  | 0  | 0                |
| Lebanon .....   | ( <sup>D</sup> ) | 0                | 0                | 0                | 0                             | 0                | 0                                | 0  | 0                        | 0                | 0                | 0                | 0                       | 0  | 0                                  | 0  | 0                |
| Saudi Arabia .....                                      | ( <sup>D</sup> ) | 0                | 0                | 0                | 0                             | 0                | 0                                | 0  | 0                        | 0                | 0                | 0                | 0                       | 0  | 0                                  | 0  | 0                |
| United Arab Emirates .....                              | ( <sup>D</sup> ) | 0                | 0                | 0                | 0                             | 0                | 0                                | 0  | 0                        | 0                | 4                | 0                | 0                       | 0  | 0                                  | 0  | 0                |
| Other .....   | 31               | ( <sup>D</sup> ) | 0                | 0                | 0                             | 0                | 0                                | 0  | 0                        | 4                | 0                | 0                | 0                       | 0  | 5                                  | 0  | 0                |
| <b>Asia and Pacific</b> .....                           | <b>7,329</b>     | <b>1,120</b>     | <b>36</b>        | <b>323</b>       | <b>46</b>                     | ( <sup>D</sup> ) | <b>202</b>                       | ( <sup>D</sup> )                                 | <b>100</b>               | ( <sup>D</sup> ) | ( <sup>D</sup> ) | <b>552</b>       | ( <sup>D</sup> )        | <b>3,750</b>   | ( <sup>D</sup> )                   | ( <sup>D</sup> )                                 | <b>638</b>       |
| Australia .....   | ( <sup>D</sup> ) | 35               | 0                | 0                | 0                             | ( <sup>D</sup> ) | 0                                | 0  | 0                        | ( <sup>D</sup> ) | 0                | 0                | 0                       | 0  | 1                                  | 0  | 0                |
| China .....   | 4                | 1                | 0                | ( <sup>D</sup> ) | ( <sup>D</sup> )              | ( <sup>D</sup> ) | 0                                | 0  | 2                        | 0                | 0                | 0                | 0                       | 0  | 7                                  | 0  | 2                |
| Hong Kong .....   | ( <sup>D</sup> ) | 7                | 0                | 0                | 0                             | 0                | 0                                | 0  | 0                        | 0                | 0                | 0                | 0                       | 0  | 0                                  | 0  | 0                |
| Indonesia .....   | 0                | 0                | 0                | 0                | 0                             | 0                | 0                                | 0  | 0                        | 0                | 0                | 0                | 0                       | 0  | 0                                  | 0  | 0                |
| Japan .....   | 4,862            | 908              | ( <sup>D</sup> ) | 323              | ( <sup>D</sup> )              | ( <sup>D</sup> ) | 36                               | ( <sup>D</sup> )                                 | 98                       | 630              | ( <sup>D</sup> ) | 178              | 0                       | 243  | ( <sup>D</sup> )                   | ( <sup>D</sup> )                                 | 314              |
| Korea, Republic of .....                                | ( <sup>D</sup> ) | ( <sup>D</sup> ) | ( <sup>D</sup> ) | ( <sup>D</sup> ) | ( <sup>D</sup> )              | ( <sup>D</sup> ) | 0                                | 0  | 0                        | 0                | 0                | 0                | 0                       | 0  | 0                                  | 0  | 0                |
| Malaysia .....  | ( <sup>D</sup> ) | 0                | 0                | 0                | 0                             | 0                | 0                                | 0  | 0                        | 0                | 0                | 0                | 0                       | 0  | 0                                  | 0  | 0                |
| New Zealand .....                                       | ( <sup>D</sup> ) | 0                | 0                | 0                | 0                             | 0                | 0                                | 0  | 0                        | 0                | 0                | 0                | 0                       | 0  | 0                                  | 0  | 0                |
| Philippines .....                                       | ( <sup>D</sup> ) | 0                | 0                | 0                | 0                             | 0                | 0                                | 0  | 0                        | 0                | 0                | 0                | 0                       | 0  | 0                                  | 0  | 0                |
| Singapore .....   | 357              | 0                | 0                | 0                | 0                             | 0                | 0                                | 0  | 1                        | 1                | 0                | 0                | 0                       | 0  | 0                                  | 0  | 0                |
| Taiwan .....  | 160              | ( <sup>D</sup> ) | 0                | 0                | 0                             | 0                | 0                                | 0  | ( <sup>D</sup> )         | ( <sup>D</sup> ) | 0                | 0                | 0                       | 2  | 2                                  | 5  | 0                |
| Other .....   | ( <sup>D</sup> ) | ( <sup>D</sup> ) | 0                | 0                | 0                             | 0                | 0                                | 0  | 0                        | 0                | 0                | 0                | 0                       | ( <sup>D</sup> )                                       | ( <sup>D</sup> )                   | ( <sup>D</sup> )                                 | 0                |
| <b>United States</b> <sup>1</sup> .....                 | <b>743</b>       | ( <sup>D</sup> ) | <b>0</b>         | ( <sup>D</sup> ) | <b>0</b>                      | <b>0</b>         | <b>5</b>                         | <b>0</b>   | <b>0</b>                 | <b>1</b>         | <b>0</b>         | ( <sup>D</sup> ) | <b>0</b>                | ( <sup>D</sup> )                                       | ( <sup>D</sup> )                   | <b>0</b>   | ( <sup>D</sup> ) |
| <b>Addenda:</b>   |                  |                  |                  |                  |                               |                  |                                  |  |                          |                  |                  |                  |                         |  |                                    |  |                  |
| European Union (15) <sup>2</sup> .....                  | 164,796          | 124,775          | 371              | 3,268            | 1,813                         | 2,959            | 8,543                            | 125  | 37,070                   | 932              | 1,102            | 10,553           | 1,454                   | 12,012   | 2,950                              | 3,698  | 7,319            |
| OPEC <sup>3</sup> .....                                 | ( <sup>D</sup> ) | ( <sup>D</sup> ) | ( <sup>D</sup> ) | ( <sup>D</sup> ) | ( <sup>D</sup> )              | ( <sup>D</sup> ) | 0                                | 0  | 0                        | 0                | 0                | 0                | ( <sup>D</sup> )        | ( <sup>D</sup> )                                       | 0                                  | 0  | 0                |

(<sup>D</sup>) Less than \$500,000.<sup>D</sup> Suppressed to avoid disclosure of data of individual companies.

1. The United States is shown as the country of ultimate beneficial owner for businesses newly acquired or established by foreign investors that are, in turn, ultimately owned by persons located in the United States (see the box "Key Terms").

2. The European Union (15) comprises Austria, Belgium, Denmark, Finland, France, Germany, Greece, Ireland,

Italy, Luxembourg, the Netherlands, Portugal, Spain, Sweden, and the United Kingdom.

3. OPEC is the Organization of Petroleum Exporting Countries. Its members are Algeria, Indonesia, Iran, Iraq, Kuwait, Libya, Nigeria, Qatar, Saudi Arabia, the United Arab Emirates, and Venezuela.

NOTE.—Data for 1998 are revised. For investments in which more than one investor participated, each investor and each investor's outlays are classified by the country of each individual ultimate beneficial owner.

NAICS North American Industry Classification System



**Table 7.2—Investment Outlays, Country of Ultimate Beneficial Owner by NAICS-Based Industry of U.S. Business Enterprise, 1999**  
[Millions of dollars]

|   | All industries | Manufacturing |            |              |                               |               |                                  |  |                          | Wholesale trade | Retail trade | Information   | Depository institutions | Finance (except depository institutions) and insurance | Real estate and rental and leasing | Professional, scientific, and technical services | Other industries |
|---|----------------|---------------|------------|--------------|-------------------------------|---------------|----------------------------------|--|--------------------------|-----------------|--------------|---------------|-------------------------|--|------------------------------------|--|------------------|
|   |                | Total         | Of which   |              |                               |               |                                  |  |                          |                 |              |               |                         |  |                                    |  |                  |
|   |                |               | Food       | Chemicals    | Primary and fabricated metals | Machinery     | Computer and electronic products | Electrical equipment, appliances, and components | Transportation equipment |                 |              |               |                         |  |                                    |  |                  |
| (1)   | (2)            | (3)           | (4)        | (5)          | (6)                           | (7)           | (8)                              | (9)  | (10)                     | (11)            | (12)         | (13)          | (14)                    | (15)   | (16)                               | (17)   |                  |
| <b>All countries</b> .....                              | <b>282,946</b> | <b>74,195</b> | <b>869</b> | <b>5,425</b> | <b>2,948</b>                  | <b>14,900</b> | <b>32,376</b>                    | <b>4,415</b>                                     | <b>2,736</b>             | <b>1,030</b>    | <b>4,564</b> | <b>93,475</b> | <b>11,845</b>           | <b>47,023</b>  | <b>5,689</b>                       | <b>11,355</b>                                    | <b>33,771</b>    |
| <b>Canada</b> .....                                     | <b>11,388</b>  | <b>6,257</b>  | <b>0</b>   | (P)          | (P)                           | (P)           | (P)                              | <b>0</b>   | (P)                      | <b>28</b>       | (P)          | (P)           | <b>0</b>                | (P)  | <b>713</b>                         | (P)  | <b>1,697</b>     |
| <b>Europe</b> .....                                     | <b>205,150</b> | <b>48,247</b> | (P)        | <b>5,331</b> | <b>1,356</b>                  | <b>14,859</b> | <b>15,142</b>                    | (P)  | <b>1,963</b>             | (P)             | <b>4,403</b> | <b>79,747</b> | (P)                     | <b>19,383</b>  | <b>4,029</b>                       | <b>5,871</b>                                     | <b>30,999</b>    |
| Austria .....   | (P)            | (P)           | 0          | 0            | 0                             | 0             | 0                                | 0  | 0                        | 0               | 0            | 0             | 0                       | 0  | 0                                  | 0  | 0                |
| Belgium .....   | 855            | (P)           | 0          | 0            | 0                             | 0             | 0                                | (P)  | 0                        | 0               | 0            | 0             | 0                       | 0  | 0                                  | (P)  | (P)              |
| Denmark .....   | 1,117          | (P)           | (P)        | 0            | 0                             | 0             | 0                                | (P)  | 0                        | 0               | 0            | 0             | 0                       | 0  | 0                                  | 0  | 0                |
| Finland .....   | (P)            | (P)           | 0          | 0            | 0                             | 0             | 0                                | 0  | 0                        | 0               | 0            | (P)           | 0                       | (P)  | 0                                  | 0  | 2                |
| France .....  | 24,579         | 18,728        | 0          | (P)          | (P)                           | (P)           | 3,093                            | (P)  | (P)                      | 0               | (P)          | 1,000         | (P)                     | (P)  | 0                                  | (P)  | 4,231            |
| Germany .....   | 24,393         | 5,683         | (P)        | (P)          | (P)                           | (P)           | 1,098                            | 0  | 0                        | (P)             | 4            | (P)           | (P)                     | (P)  | 2,827                              | 194  | 5,225            |
| Ireland .....   | 623            | (P)           | 0          | 0            | (P)                           | 0             | 0                                | 0  | 0                        | 0               | 0            | 0             | 0                       | 0  | 0                                  | 0  | (P)              |
| Italy .....   | 6,596          | (P)           | 0          | 0            | (P)                           | 0             | 0                                | 0  | 0                        | 0               | 0            | 0             | 0                       | 0  | 0                                  | 0  | (P)              |
| Liechtenstein .....                                     | 0              | 0             | 0          | 0            | 0                             | 0             | 0                                | 0  | 0                        | 0               | 0            | 0             | 0                       | 0  | 0                                  | 0  | 0                |
| Luxembourg .....  | 0              | 0             | 0          | 0            | 0                             | 0             | 0                                | 0  | 0                        | 0               | 0            | 0             | 0                       | 0  | 0                                  | 0  | 0                |
| Netherlands .....                                       | 26,896         | 1,460         | (P)        | 0            | (P)                           | 0             | (P)                              | 0  | 0                        | 264             | 3,872        | 3,948         | 0                       | 14,572   | 301                                | 2,473  | 6                |
| Norway .....  | (P)            | 0             | 0          | 0            | 0                             | 0             | 0                                | 0  | 0                        | 0               | 0            | 0             | 0                       | 0  | 0                                  | 0  | (P)              |
| Spain .....   | 479            | (P)           | 0          | 0            | 0                             | 0             | 0                                | 0  | 0                        | (P)             | 0            | 0             | (P)                     | 0  | 0                                  | 0  | (P)              |
| Sweden .....  | 1,978          | 683           | 0          | (P)          | 0                             | 0             | (P)                              | (P)  | 0                        | 0               | 0            | 0             | 0                       | 0  | (P)                                | (P)  | (P)              |
| Switzerland .....                                       | 7,119          | 191           | (P)        | 0            | 0                             | (P)           | 3                                | (P)  | 0                        | (P)             | 0            | (P)           | 0                       | 998  | 0                                  | (P)  | (P)              |
| United Kingdom .....                                    | 110,115        | 14,812        | (P)        | 487          | 1,218                         | 900           | 8,390                            | (P)  | (P)                      | 199             | (P)          | 70,044        | (P)                     | 3,103  | (P)                                | 2,296  | 17,361           |
| Other .....   | 108            | 5             | 0          | 5            | 0                             | 0             | 0                                | 0  | 0                        | 0               | 0            | 0             | 0                       | (P)  | 0                                  | 0  | (P)              |
| <b>Latin America and Other Western Hemisphere</b> ..... | <b>34,013</b>  | (P)           | <b>0</b>   | <b>0</b>     | (P)                           | <b>0</b>      | (P)                              | (P)  | <b>0</b>                 | <b>2</b>        | (P)          | (P)           | <b>0</b>                | <b>4,963</b>   | <b>572</b>                         | <b>0</b>   | <b>781</b>       |
| South and Central America .....                         | 1,377          | (P)           | 0          | 0            | (P)                           | 0             | 0                                | 0  | 0                        | 2               | (P)          | 0             | 0                       | (P)  | (P)                                | 0  | 0                |
| Brazil .....  | 0              | 0             | 0          | 0            | 0                             | 0             | 0                                | 0  | 0                        | 0               | 0            | 0             | 0                       | 0  | 0                                  | 0  | 0                |
| Mexico .....  | (P)            | (P)           | 0          | 0            | (P)                           | 0             | 0                                | 0  | 0                        | 2               | (P)          | 0             | 0                       | 0  | (P)                                | 0  | 0                |
| Panama .....  | 0              | 0             | 0          | 0            | 0                             | 0             | 0                                | 0  | 0                        | 0               | 0            | 0             | 0                       | 0  | 0                                  | 0  | 0                |
| Venezuela .....   | 0              | 0             | 0          | 0            | 0                             | 0             | 0                                | 0  | 0                        | 0               | 0            | 0             | 0                       | 0  | 0                                  | 0  | 0                |
| Other .....   | (P)            | 0             | 0          | 0            | 0                             | 0             | 0                                | 0  | 0                        | 0               | 0            | 0             | 0                       | (P)  | 0                                  | 0  | 0                |
| Other Western Hemisphere .....                          | 32,636         | (P)           | 0          | 0            | (P)                           | 0             | (P)                              | (P)  | 0                        | 0               | 0            | (P)           | 0                       | (P)  | (P)                                | 0  | 781              |
| Bahamas .....   | (P)            | 0             | 0          | 0            | 0                             | 0             | 0                                | 0  | 0                        | 0               | 0            | 0             | 0                       | 0  | 0                                  | 0  | (P)              |
| Bermuda .....   | 31,685         | (P)           | 0          | 0            | (P)                           | 0             | (P)                              | (P)  | 0                        | 0               | 0            | (P)           | 0                       | 4,860  | 0                                  | 0  | 495              |
| Netherlands Antilles .....                              | 0              | 0             | 0          | 0            | 0                             | 0             | 0                                | 0  | 0                        | 0               | 0            | 0             | 0                       | 0  | 0                                  | 0  | 0                |
| United Kingdom Islands, Caribbean .....                 | 927            | 0             | 0          | 0            | 0                             | 0             | 0                                | 0  | 0                        | 0               | 0            | 0             | 0                       | (P)  | (P)                                | 0  | (P)              |
| Other .....   | (P)            | (P)           | 0          | 0            | 0                             | 0             | 0                                | 0  | 0                        | 0               | 0            | 0             | 0                       | 0  | 0                                  | 0  | 0                |
| <b>Africa</b> .....                                     | <b>(P)</b>     | <b>0</b>      | <b>0</b>   | <b>0</b>     | <b>0</b>                      | <b>0</b>      | <b>0</b>                         | <b>0</b>   | <b>0</b>                 | <b>(P)</b>      | <b>0</b>     | <b>0</b>      | <b>0</b>                | <b>0</b>   | <b>2</b>                           | <b>0</b>   | <b>0</b>         |
| South Africa .....                                      | (P)            | 0             | 0          | 0            | 0                             | 0             | 0                                | 0  | 0                        | (P)             | 0            | 0             | 0                       | 0  | 2                                  | 0  | 0                |
| Other .....   | 0              | 0             | 0          | 0            | 0                             | 0             | 0                                | 0  | 0                        | 0               | 0            | 0             | 0                       | 0  | 0                                  | 0  | 0                |
| <b>Middle East</b> .....                                | <b>546</b>     | (P)           | <b>0</b>   | <b>0</b>     | <b>0</b>                      | <b>0</b>      | <b>0</b>                         | <b>0</b>   | <b>0</b>                 | (P)             | <b>0</b>     | (P)           | <b>0</b>                | <b>0</b>   | <b>200</b>                         | <b>0</b>   | (P)              |
| Israel .....  | 148            | (P)           | 0          | 0            | 0                             | 0             | 0                                | 0  | 0                        | 0               | 0            | (P)           | 0                       | 0  | 2                                  | 0  | 0                |
| Kuwait .....  | (P)            | 0             | 0          | 0            | 0                             | 0             | 0                                | 0  | 0                        | 0               | 0            | 0             | 0                       | 0  | (P)                                | 0  | 0                |
| Lebanon .....   | 0              | 0             | 0          | 0            | 0                             | 0             | 0                                | 0  | 0                        | 0               | 0            | 0             | 0                       | 0  | 0                                  | 0  | 0                |
| Saudi Arabia .....                                      | 152            | 0             | 0          | 0            | 0                             | 0             | 0                                | 0  | 0                        | 0               | 0            | 0             | 0                       | 0  | 152                                | 0  | 0                |
| United Arab Emirates .....                              | (P)            | 0             | 0          | 0            | 0                             | 0             | 0                                | 0  | 0                        | 0               | 0            | 0             | 0                       | 0  | (P)                                | 0  | 0                |
| Other .....   | 200            | 0             | 0          | 0            | 0                             | 0             | 0                                | 0  | 0                        | (P)             | 0            | 0             | 0                       | 0  | 0                                  | 0  | (P)              |
| <b>Asia and Pacific</b> .....                           | <b>11,502</b>  | <b>1,062</b>  | (P)        | (P)          | <b>4</b>                      | (P)           | <b>597</b>                       | <b>2</b>   | (P)                      | <b>266</b>      | <b>8</b>     | <b>3,857</b>  | (P)                     | <b>597</b>   | <b>173</b>                         | (P)  | (P)              |
| Australia .....   | (P)            | 0             | 0          | 0            | 0                             | 0             | 0                                | 0  | 0                        | 0               | 0            | (P)           | 0                       | (P)  | (P)                                | 0  | (P)              |
| China .....   | 0              | 0             | 0          | 0            | 0                             | 0             | 0                                | 0  | 0                        | 0               | 0            | 0             | 0                       | 0  | 0                                  | 0  | 0                |
| Hong Kong .....   | 237            | 0             | 0          | 0            | 0                             | 0             | 0                                | 0  | 0                        | (P)             | 0            | 0             | 0                       | 0  | (P)                                | 0  | (P)              |
| Indonesia .....   | 0              | 0             | 0          | 0            | 0                             | 0             | 0                                | 0  | 0                        | 0               | 0            | 0             | 0                       | 0  | 0                                  | 0  | 0                |
| Japan .....   | 8,048          | 1,042         | (P)        | (P)          | 4                             | (P)           | 595                              | 0  | (P)                      | (P)             | 5            | 844           | 0                       | 597  | 117                                | (P)  | 136              |
| Korea, Republic of .....                                | (P)            | (P)           | 0          | 0            | 0                             | 0             | 0                                | 0  | 0                        | 0               | 0            | 0             | 0                       | 0  | 0                                  | 0  | (P)              |
| Malaysia .....  | (P)            | (P)           | 0          | 0            | 0                             | 0             | 0                                | 0  | 0                        | 0               | 0            | 0             | 0                       | 0  | 0                                  | 0  | (P)              |
| New Zealand .....                                       | 0              | 0             | 0          | 0            | 0                             | 0             | 0                                | 0  | 0                        | 0               | 0            | 0             | 0                       | 0  | 0                                  | 0  | 0                |
| Philippines .....                                       | 0              | 0             | 0          | 0            | 0                             | 0             | 0                                | 0  | 0                        | 0               | 0            | 0             | 0                       | 0  | 0                                  | 0  | 0                |
| Singapore .....   | 154            | (P)           | 0          | 0            | 0                             | 0             | 0                                | 0  | 0                        | 0               | 0            | 0             | 0                       | 0  | (P)                                | (P)  | 0                |
| Taiwan .....  | 33             | 4             | 0          | 0            | 0                             | 0             | 2                                | 2  | 0                        | (P)             | 3            | 4             | (P)                     | 0  | 2                                  | 0  | 0                |
| Other .....   | (P)            | 0             | 0          | 0            | 0                             | 0             | 0                                | 0  | 0                        | 0               | 0            | (P)           | 0                       | 0  | 0                                  | 0  | 0                |
| <b>United States</b> <sup>1</sup> .....                 | (P)            | (P)           | <b>0</b>   | (P)          | <b>0</b>                      | <b>0</b>      | <b>0</b>                         | <b>0</b>   | <b>0</b>                 | <b>0</b>        | <b>0</b>     | <b>0</b>      | <b>0</b>                | (P)  | <b>0</b>                           | <b>0</b>   | (P)              |
| <b>Addenda:</b>   |                |               |            |              |                               |               |                                  |  |                          |                 |              |               |                         |  |                                    |  |                  |
| European Union (15) <sup>2</sup> .....                  | 198,020        | 48,055        | 676        | 5,331        | 1,356                         | 14,841        | 15,139                           | 484  | 1,963                    | 612             | 4,403        | 75,179        | 11,835                  | 18,385   | 4,029                              | 5,436  | 30,085           |
| OPEC <sup>3</sup> .....                                 | 199            | 0             | 0          | 0            | 0                             | 0             | 0                                | 0  | 0                        | 0               | 0            | 0             | 0                       | 199  | 0                                  | 0  | 0                |

(\*) Less than \$500,000.

<sup>D</sup> Suppressed to avoid disclosure of data of individual companies.

1. The United States is shown as the country of ultimate beneficial owner for businesses newly acquired or established by foreign investors that are, in turn, ultimately owned by persons located in the United States (see the box "Key Terms").

2. The European Union (15) comprises Austria, Belgium, Denmark, Finland, France, Germany, Greece, Ireland,

Italy, Luxembourg, the Netherlands, Portugal, Spain, Sweden, and the United Kingdom.

3. OPEC is the Organization of Petroleum Exporting Countries. Its members are Algeria, Indonesia, Iran, Iraq, Kuwait, Libya, Nigeria, Qatar, Saudi Arabia, the United Arab Emirates, and Venezuela.

NOTE.—Data for 1999 are preliminary. For investments in which more than one investor participated, each investor and each investor's outlays are classified by the country of each individual ultimate beneficial owner.

NAICS North American Industry Classification System

# Comprehensive Revision of State Personal Income

## Revised Estimates for 1969–98

## Preliminary Estimates for 1999

This article was written by Robert L. Brown, Kathy A. Albetski, Jeffrey L. Newman, Adrienne T. Pilot, and Duke Tran.

ON MAY 17, 2000, the Bureau of Economic Analysis (BEA) released the results of a comprehensive revision, or benchmark, of State personal income. In general, the quarterly and annual estimates for 1969–98 were revised up, primarily reflecting the incorporation of several major definitional and statistical improvements that were introduced in the recent comprehensive revision of the national income and product accounts (NIPAs).<sup>1</sup>

A comprehensive revision of the State estimates of personal income is made every 4 or 5 years to incorporate the results of a comprehensive NIPA revision, newly available benchmark source data, and improved methods for preparing the State estimates. In addition, newly available State data from regular sources are incorporated; these data consist of quarterly data, annual data, and data that are available less frequently—for example, data from the most recent quinquennial census of agriculture.<sup>2</sup>

The incorporation of the comprehensive revision of the NIPAs into the annual and quarterly State estimates for 1969–99 is the first stage in the comprehensive revisions of State and of local area personal income. For additional information, see the box “[Release Schedule for the Revised State and Local Area Estimates](#).”

1. See Eugene P. Seskin, “Improved Estimates of the National Income and Product Accounts for 1959–98: Results of the Comprehensive Revision,” *SURVEY OF CURRENT BUSINESS* 79 (December 1999): 15–43; Brent R. Moulton and Eugene P. Seskin, “A Preview of the 1999 Comprehensive Revision of the National Income and Product Accounts: Statistical Changes,” *SURVEY* 79 (October 1999): 6–17; Brent R. Moulton and David F. Sullivan, “A Preview of the 1999 Comprehensive Revision of the National Income and Product Accounts: New and Redesigned Tables,” *SURVEY* 79 (September 1999): 15–28; and Brent R. Moulton, Robert P. Parker, and Eugene P. Seskin, “A Preview of the 1999 Comprehensive Revision of the National Income and Product Accounts: Definitional and Classificational Changes,” *SURVEY* 79 (August 1999): 7–20.

2. For a detailed description of the sources and methods used to prepare the State personal income estimates, see U.S. Department of Commerce, Bureau of Economic Analysis, *State Personal Income, 1929–97* (Washington, DC: U.S. Government Printing Office, May 1999), or go to BEA’s Web site at <www.bea.doc.gov>, select methodologies, select regional programs, and then select State Personal Income, 1929–97.

### Release Schedule for the Revised State and Local Area Estimates

The first stage of the comprehensive revisions of State and local area personal income was completed with the release of the State estimates for 1969–98 on May 17, 2000. The revised estimates of local area personal income for counties and metropolitan areas for 1969–98 that will incorporate the results of the comprehensive revisions of the NIPAs and of State personal income will be released on June 15, 2000, and will be published in the July 2000 issue of the *SURVEY OF CURRENT BUSINESS*. The comprehensive revision of State personal income will be completed this fall with the release of the revised annual estimates for 1929–68.

This schedule represents a significant acceleration in the availability of State and local area estimates of personal income that are consistent with the comprehensive revision of the NIPA estimates: The comprehensive revision of the State estimates is available nearly half a year sooner than previous comprehensive revisions, and the local area estimates, about a year sooner.

In addition to these releases, the revised estimates of gross state product for 1977–98 will be released this fall.

This article presents preliminary estimates of State personal income and per capita personal income for 1999 and preliminary estimates of State personal income for the fourth quarter of 1999. For the comprehensive revision of the estimates of State personal income, it describes the sources of the revisions and the effects of the revisions on the estimates. For the availability of revised estimates that are more detailed than those presented in tables 1–7 at the end of this article, see the box “[Data Availability](#)” on page 74.

The major highlights are the following:

- In 1999, per capita personal income for the Nation was \$28,518, up 4.8 percent from \$27,203 in 1998. The States with the fastest growth were Wyoming, Massachusetts, Maine, and

Idaho; the States with the slowest growth were Alaska, Louisiana, North Dakota, and West Virginia.

- For 1969–98, the comprehensive revision had little effect on the growth rates of State personal income. In addition, the rankings of the four fastest growing States—Nevada, Colorado, Arizona, and Utah—and of the four slowest growing States—The District of Columbia, Hawaii, Alaska, and West Virginia—over the current expansion remain unchanged.<sup>3</sup>
- For the Nation, personal income was revised up for all years; for 1998, it was revised up \$193.4 billion, or 2.7 percent, to \$7,351.5 billion. The upward revisions were mainly accounted for by the incorporation of the NIPA definitional change that treats government employee retirement plans symmetrically with private pension plans.
- By region, the Great Lakes and Southeast regions accounted for nearly half of the upward revision to U.S. personal income for 1998. The revisions for all 5 of the Great Lakes States and for 10 of the 12 Southeast States exceeded the U.S. revision of 2.7 percent.

- By State, for 1998, the largest upward revision to personal income was 8.2 percent for Alaska, and the largest downward revision was 2.8 percent for the District of Columbia.
- For 1998, 9 of the 10 States that had the highest per capita personal incomes in the previously published estimates are ranked in the top 10 in the revised estimates, and 8 of the 10 States that had the lowest per capita personal incomes are ranked in the bottom 10. Connecticut, at \$37,338, still has the highest per capita personal income of any State, and Mississippi, at \$19,776, still has the lowest per capita personal income.

### Personal Income and Per Capita Personal Income for 1999

In 1999, per capita personal income for the Nation increased 4.8 percent to \$28,518 from \$27,203 in 1998 (table A).<sup>4</sup> The preliminary estimate of U.S. personal income increased \$424.9 billion, or 5.8 percent.<sup>5</sup> U.S. population increased 2.4 million, or 0.9 percent.

4. Per capita personal income is the annual personal income of residents divided by resident population as of July 1.

5. The preliminary annual estimates of State personal income for 1999 are derived from the average of the estimates of personal income for the four quarters of 1999. The estimate of U.S. personal income—the sum of the estimates of personal income for the States—differs slightly from the estimate of personal income in the NIPAs because of differences in coverage and in the timing of the availability of source data.

3. The District of Columbia is treated as a State in State personal income, but it is not included in the rankings of per capita personal income.

### Acknowledgments

The comprehensive revision of State personal income was prepared by the Regional Economic Measurement Division under the direction of Robert L. Brown, Chief. Hugh W. Knox, Associate Director for Regional Economics, provided general guidance. The preparation of the revised estimates was a divisionwide effort.

The estimates of nonfarm wages and salaries and other labor income were prepared by the Regional Wage Branch under the supervision of Sharon C. Carnevale, Chief. Major responsibilities were assigned to Elizabeth P. Cologer, Lisa C. Ninomiya, Michael G. Pilot, John A. Rusinko, and James M. Scott. Contributing staff members were Susan P. Den Herder, Lisa B. Emerson, John D. Laffman, Lela S. Lester, Russell C. Lusher, Richard A. Lutyk, Paul K. Medzarian, Mauricio Ortiz, Michael Phillips, Adrienne T. Pilot, Curtis Roberson, Victor A. Sahadachny, Elizabeth F. Stell, and Jaime Zenzano.

The quarterly estimates of State personal income and the annual estimates of farm wages and salaries and other labor income and of proprietors' income, property income, transfer payments, personal contributions for social insurance, and the adjustment for residence were prepared by the Regional Income Branch under the supervision of James M. Zavrel, Chief. Major responsibilities were

assigned to Charles A. Jolley, Marian B. Sacks, and James P. Stehle. Contributing staff members were Elaine M. Briccetti, Carrie L. Case, Daniel R. Corrin, Toan A. Ly, W. Tim McKeel, Jeffrey L. Newman, Suet M. Ng, Matthew A. von Kerczek, Ellen M. Wright, and Marianne A. Ziver.

The estimates of personal tax and nontax payments were prepared by Ann E. Dunbar under the supervision of Robert L. Brown.

The public use tabulations and data files were assembled and the tables and text for this publication were prepared by the Regional Economic Information System Branch under the supervision of Kathy A. Albettski, Chief. Gary V. Kennedy guided the preparation of the materials for the publication. Contributing staff members were H. Steven Dolan, Michael J. Paris, Albert Silverman, Nancy E. Smith, Callan S. Swenson, Monique B. Tyes, and Mary C. Williams.

The section of this article on the revised estimates was written by Robert L. Brown, Kathy A. Albettski, Jeffrey L. Newman, and Adrienne T. Pilot. The section on the preliminary quarterly and annual estimates of State personal income for 1999 was written by Duke Tran of the Regional Economic Analysis Division.

### Per capita income rankings by State

The rankings of States by per capita income changed little from 1998 to 1999 (table A). In 1999, per capita income ranged from \$39,167 in Connecticut to \$20,506 in Mississippi. In 8 of the 10 States with the highest per capita income, the growth rates in per capita income exceeded or equaled the U.S. average of 4.8 percent, and in 8

of the 10 States with the lowest per capita income, the growth rates were below the U.S. average.

By region, the rankings in per capita income were unchanged from 1991 to 1999. For all the regions except New England, per capita income was closer to the U.S. average in 1999 than in 1991. In New England, per capita income as a percent of the U.S. average was higher in 1999 than in 1991.

Table A.—Per Capita Personal Income, Personal Income, and Population for 1997-99

|                            | Per capita personal income |                   |                       |      |                |            | Personal income |            | Population     |            |
|----------------------------|----------------------------|-------------------|-----------------------|------|----------------|------------|-----------------|------------|----------------|------------|
|                            | Dollars                    |                   | Rank in United States |      | Percent change |            | Percent change  |            | Percent change |            |
|                            | 1998 <sup>r</sup>          | 1999 <sup>r</sup> | 1998                  | 1999 | 1997-98        | 1998-99    | 1997-98         | 1998-99    | 1997-98        | 1998-99    |
| <b>United States</b> ..... | <b>27,203</b>              | <b>28,518</b>     |                       |      | <b>4.9</b>     | <b>4.8</b> | <b>5.9</b>      | <b>5.8</b> | <b>0.9</b>     | <b>0.9</b> |
| Connecticut .....          | 37,338                     | 39,167            | 1                     | 1    | 4.8            | 4.9        | 4.9             | 5.2        | .1             | .3         |
| District of Columbia ..... | 36,415                     | 38,228            | (1)                   | (1)  | 3.4            | 5.0        | 1.9             | 4.5        | -1.5           | -4         |
| New Jersey .....           | 34,383                     | 36,106            | 2                     | 2    | 5.5            | 5.0        | 6.1             | 5.6        | .5             | .6         |
| Massachusetts .....        | 33,496                     | 35,733            | 3                     | 3    | 6.0            | 6.7        | 6.5             | 7.2        | .5             | .5         |
| New York .....             | 32,108                     | 33,946            | 4                     | 4    | 5.1            | 5.7        | 5.2             | 5.9        | .1             | .2         |
| Maryland .....             | 30,557                     | 32,166            | 5                     | 5    | 5.0            | 5.3        | 5.7             | 6.1        | .7             | .8         |
| Colorado .....             | 29,994                     | 31,678            | 6                     | 6    | 6.9            | 5.6        | 9.0             | 7.9        | 2.0            | 2.2        |
| Illinois .....             | 29,853                     | 31,278            | 7                     | 7    | 4.9            | 4.8        | 5.4             | 5.3        | .5             | .5         |
| New Hampshire .....        | 29,480                     | 30,905            | 8                     | 8    | 6.2            | 4.8        | 7.4             | 6.2        | 1.1            | 1.3        |
| Delaware .....             | 29,383                     | 30,685            | 9                     | 9    | 6.4            | 4.4        | 7.7             | 5.8        | 1.2            | 1.3        |
| Minnesota .....            | 29,263                     | 30,622            | 10                    | 10   | 6.3            | 4.6        | 7.1             | 5.7        | .8             | 1.1        |
| Nevada .....               | 29,200                     | 30,351            | 11                    | 11   | 3.5            | 3.9        | 7.7             | 7.8        | 4.1            | 3.7        |
| Washington .....           | 28,719                     | 30,295            | 12                    | 12   | 6.3            | 5.5        | 7.9             | 6.8        | 1.5            | 1.2        |
| California .....           | 28,163                     | 29,819            | 14                    | 13   | 5.2            | 5.9        | 6.7             | 7.4        | 1.4            | 1.4        |
| Rhode Island .....         | 28,262                     | 29,720            | 13                    | 14   | 5.2            | 5.2        | 5.3             | 5.5        | .1             | .3         |
| Virginia .....             | 28,063                     | 29,484            | 15                    | 15   | 4.7            | 5.1        | 5.5             | 6.4        | .8             | 1.2        |
| Pennsylvania .....         | 27,469                     | 28,676            | 17                    | 16   | 4.8            | 4.4        | 4.7             | 4.3        | -.1            | -.1        |
| Alaska .....               | 27,835                     | 28,523            | 16                    | 17   | 3.1            | 2.5        | 4.2             | 3.2        | 1.0            | .8         |
| Florida .....              | 26,845                     | 28,023            | 19                    | 18   | 4.7            | 4.4        | 6.3             | 5.8        | 1.5            | 1.4        |
| Michigan .....             | 26,885                     | 27,844            | 18                    | 19   | 4.3            | 3.6        | 4.7             | 4.0        | .4             | .4         |
| Hawaii .....               | 26,759                     | 27,842            | 20                    | 20   | 1.7            | 4.0        | 1.8             | 3.6        | .1             | -.4        |
| Nebraska .....             | 25,924                     | 27,437            | 23                    | 21   | 4.7            | 5.8        | 5.0             | 6.2        | .3             | .3         |
| Wisconsin .....            | 26,284                     | 27,412            | 21                    | 22   | 5.4            | 4.3        | 5.8             | 4.9        | .4             | .5         |
| Georgia .....              | 25,839                     | 27,198            | 25                    | 23   | 5.1            | 5.3        | 7.2             | 7.4        | 2.0            | 2.0        |
| Oregon .....               | 25,912                     | 27,135            | 24                    | 24   | 3.7            | 4.7        | 4.9             | 5.8        | 1.2            | 1.0        |
| Ohio .....                 | 26,073                     | 27,081            | 22                    | 25   | 4.3            | 3.9        | 4.5             | 4.0        | .2             | .2         |
| Kansas .....               | 25,537                     | 26,633            | 26                    | 26   | 4.6            | 4.3        | 5.5             | 4.9        | .9             | .6         |
| Texas .....                | 25,369                     | 26,525            | 27                    | 27   | 5.7            | 4.6        | 7.7             | 6.3        | 1.8            | 1.7        |
| North Carolina .....       | 25,181                     | 26,220            | 28                    | 28   | 4.0            | 4.1        | 5.7             | 5.6        | 1.6            | 1.4        |
| Missouri .....             | 25,150                     | 26,187            | 30                    | 29   | 3.2            | 4.1        | 3.8             | 4.7        | .6             | .6         |
| Indiana .....              | 25,163                     | 26,092            | 29                    | 30   | 5.2            | 3.7        | 5.9             | 4.3        | .6             | .6         |
| Wyoming .....              | 24,312                     | 26,003            | 34                    | 31   | 3.0            | 7.0        | 3.0             | 6.9        | 0              | 0          |
| Vermont .....              | 24,602                     | 25,892            | 32                    | 32   | 5.2            | 5.2        | 5.6             | 5.8        | .3             | .5         |
| Iowa .....                 | 24,745                     | 25,727            | 31                    | 33   | 3.6            | 4.0        | 3.9             | 4.3        | .2             | .3         |
| Tennessee .....            | 24,437                     | 25,581            | 33                    | 34   | 4.2            | 4.7        | 5.3             | 5.7        | 1.0            | .9         |
| Arizona .....              | 24,206                     | 25,307            | 35                    | 35   | 6.0            | 4.5        | 8.7             | 7.0        | 2.5            | 2.4        |
| South Dakota .....         | 23,715                     | 25,107            | 36                    | 36   | 5.8            | 5.9        | 5.8             | 6.2        | 0              | .3         |
| Maine .....                | 23,499                     | 24,960            | 37                    | 37   | 4.9            | 6.2        | 5.1             | 6.7        | .2             | .4         |
| North Dakota .....         | 22,892                     | 23,518            | 38                    | 38   | 9.7            | 2.7        | 9.1             | 2.1        | -.5            | -.6        |
| South Carolina .....       | 22,372                     | 23,496            | 39                    | 39   | 4.5            | 5.0        | 5.8             | 6.3        | 1.3            | 1.2        |
| Idaho .....                | 22,079                     | 23,445            | 43                    | 40   | 5.1            | 6.2        | 6.8             | 8.0        | 1.7            | 1.7        |
| Utah .....                 | 22,240                     | 23,356            | 40                    | 41   | 4.9            | 5.0        | 6.7             | 6.5        | 1.7            | 1.4        |
| Kentucky .....             | 22,183                     | 23,161            | 42                    | 42   | 4.2            | 4.4        | 4.9             | 5.1        | .7             | .7         |
| Alabama .....              | 22,054                     | 22,946            | 44                    | 43   | 3.7            | 4.0        | 4.5             | 4.5        | .7             | .4         |
| Oklahoma .....             | 21,964                     | 22,801            | 45                    | 44   | 4.2            | 3.8        | 5.0             | 4.4        | .8             | .6         |
| Louisiana .....            | 22,206                     | 22,792            | 41                    | 45   | 4.5            | 2.6        | 4.7             | 2.9        | .3             | .2         |
| Montana .....              | 21,229                     | 22,314            | 46                    | 46   | 5.5            | 5.1        | 5.6             | 5.5        | .1             | .3         |
| Arkansas .....             | 21,167                     | 22,114            | 47                    | 47   | 4.1            | 4.5        | 4.6             | 5.0        | .6             | .5         |
| New Mexico .....           | 21,164                     | 22,063            | 48                    | 48   | 4.3            | 4.2        | 5.0             | 4.6        | .6             | .3         |
| West Virginia .....        | 20,185                     | 20,888            | 49                    | 49   | 4.0            | 3.5        | 3.8             | 3.2        | -.2            | -.3        |
| Mississippi .....          | 19,776                     | 20,506            | 50                    | 50   | 4.8            | 3.7        | 5.5             | 4.3        | .7             | .7         |
| <b>BEA regions</b>         |                            |                   |                       |      |                |            |                 |            |                |            |
| New England .....          | 32,373                     | 34,264            | 1                     | 1    | 5.5            | 5.8        | 5.9             | 6.4        | .4             | .5         |
| Mideast .....              | 31,100                     | 32,717            | 2                     | 2    | 5.1            | 5.2        | 5.3             | 5.5        | .2             | .3         |
| Far West .....             | 28,068                     | 29,637            | 3                     | 3    | 5.0            | 5.6        | 6.6             | 7.1        | 1.5            | 1.4        |
| Great Lakes .....          | 27,187                     | 28,303            | 4                     | 4    | 4.7            | 4.1        | 5.1             | 4.5        | .4             | .4         |
| Plains .....               | 26,118                     | 27,285            | 5                     | 5    | 4.7            | 4.5        | 5.3             | 5.1        | .5             | .6         |
| Rocky Mountain .....       | 25,783                     | 27,244            | 6                     | 6    | 6.0            | 5.7        | 7.6             | 7.4        | 1.6            | 1.6        |
| Southeast .....            | 24,605                     | 25,708            | 7                     | 7    | 4.5            | 4.5        | 5.7             | 5.6        | 1.2            | 1.1        |
| Southwest .....            | 24,551                     | 25,653            | 8                     | 8    | 5.5            | 4.5        | 7.4             | 6.1        | 1.8            | 1.6        |

<sup>r</sup> Revised.  
<sup>p</sup> Preliminary.  
 1. Not ranked.

NOTE.—States and regions are listed based on their rank in per capita income in 1999. Estimates may not add to totals because of rounding.

**Per capita income growth by region and State**

Per capita personal income for the Nation grew 4.8 percent in 1999 after growing 4.9 percent in 1998. U.S. personal income grew 5.8 percent after growing 5.9 percent, and population grew 0.9 percent, the same as in 1998.

By region, growth in per capita income slowed down in the Southwest, Great Lakes, Rocky Mountain, and Plains regions; picked up in the Far West, New England, and Mideast regions; and was unchanged in the Southeast region.

In all 50 States and the District of Columbia, the growth rates in per capita income in both 1998 and 1999 exceeded the increases in prices (as measured by the price index for personal consumption expenditures).

**Fastest growing States.**—The four States with the fastest growth in per capita income in 1999 were Wyoming (7.0 percent), Massachusetts (6.7 percent), Maine (6.2 percent), and Idaho (6.2 percent) (chart 1). In Wyoming, Maine, and Idaho, per capita income was below the U.S. average of \$28,518.

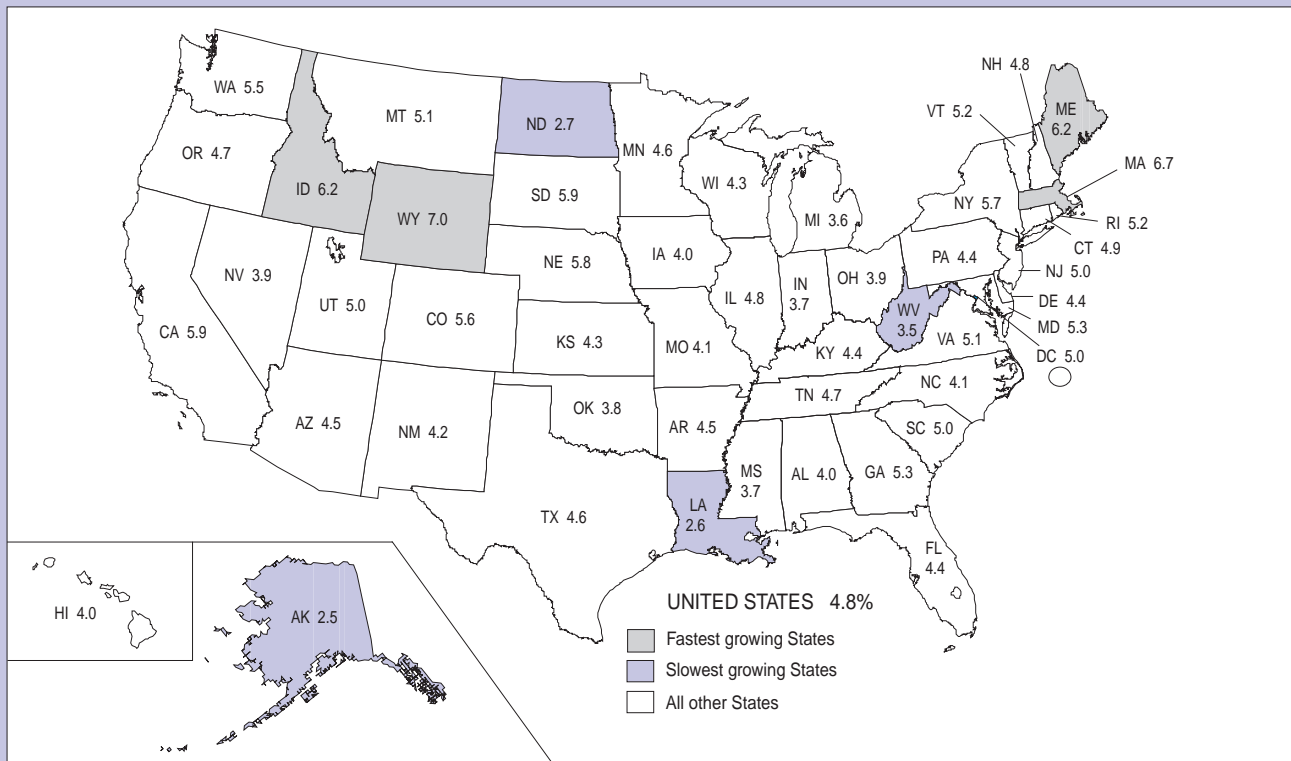
In all four States, the growth rates in personal income exceeded the U.S. average of 5.8 percent, and in all the States except Idaho, the growth rates in population were below the U.S. average of 0.9 percent. In Idaho, both personal income and population grew strongly, continuing a long-term trend. Except for the growth rate in personal income in 1997, Idaho's personal income and population have been growing at above the U.S. averages since 1990.

In all four States, the rapid growth in personal income was mainly attributable to net earnings (table B).<sup>6</sup> By industry, in Wyoming, the largest contributor to the growth in earnings by place of work was earnings in farms, reflecting a large increase in cash receipts from sales of livestock; earnings in services also contributed substantially (tables C and D). In Massachusetts, Maine, and Idaho, earnings in services was the largest contributor to the earnings growth. In addition, substantial contributions were made by earnings

6. Net earnings are calculated as earnings by place of work less personal contributions for social insurance plus an adjustment that converts these earnings to a place-of-residence basis. Earnings by place of work is the sum of wage and salary disbursements (payrolls), other labor income, and proprietors' income.

**CHART 1**

**Per Capita Personal Income Growth in 1999, by State**



in construction and in finance, insurance, and real estate in Massachusetts; in finance, insurance, and real estate in Maine; and in farms and manufacturing in Idaho.

*Slowest growing States.*—The four States with the slowest growth in per capita income in

1999 were Alaska (2.5 percent), Louisiana (2.6 percent), North Dakota (2.7 percent), and West Virginia (3.5 percent). In Louisiana, North Dakota, and West Virginia, per capita income was below the U.S. average of \$28,518. Alaska had ranked in the top 10 States in 1969–95, but it has steadily dropped since to 17th in 1999.

Table B.—Personal Income by Component for 1998-99

|                             | Percent change  |                           |                               |                   | Percent change in personal income | Contribution to percent change in personal income (percentage points) |                               |                   | Dollar change (millions) |                           |                               |                   |
|-----------------------------|-----------------|---------------------------|-------------------------------|-------------------|-----------------------------------|---|-------------------------------|-------------------|--------------------------|---------------------------|-------------------------------|-------------------|
|                             | Personal income | Net earnings <sup>1</sup> | Dividends, interest, and rent | Transfer payments |                                   | Net earnings <sup>1</sup>   | Dividends, interest, and rent | Transfer payments | Personal income          | Net earnings <sup>1</sup> | Dividends, interest, and rent | Transfer payments |
|                             |                 |                           |                               |                   |                                   |   |                               |                   |                          |                           |                               |                   |
| <b>United States</b> .....  | <b>5.8</b>      | <b>6.7</b>                | <b>4.2</b>                    | <b>3.5</b>        | <b>5.8</b>                        | <b>4.5</b>  | <b>0.8</b>                    | <b>0.5</b>        | <b>424,946</b>           | <b>332,248</b>            | <b>58,037</b>                 | <b>34,661</b>     |
| <b>New England</b> .....    | <b>6.4</b>      | <b>7.6</b>                | <b>4.2</b>                    | <b>3.2</b>        | <b>6.4</b>                        | <b>5.2</b>  | <b>.8</b>                     | <b>.4</b>         | <b>27,700</b>            | <b>22,566</b>             | <b>3,336</b>                  | <b>1,799</b>      |
| Connecticut .....           | 5.2             | 6.0                       | 3.4                           | 3.1               | 5.2                               | 4.2   | .6                            | .4                | 6,357                    | 5,170                     | 748                           | 438               |
| Maine .....                 | 6.7             | 8.3                       | 4.5                           | 3.2               | 6.7                               | 5.3   | .9                            | .5                | 1,960                    | 1,551                     | 252                           | 157               |
| Massachusetts .....         | 7.2             | 8.7                       | 4.3                           | 3.4               | 7.2                               | 6.0   | .8                            | .4                | 14,844                   | 12,335                    | 1,599                         | 910               |
| New Hampshire .....         | 6.2             | 6.9                       | 5.4                           | 2.7               | 6.2                               | 4.9   | 1.0                           | .3                | 2,163                    | 1,707                     | 353                           | 101               |
| Rhode Island .....          | 5.5             | 6.5                       | 4.6                           | 2.7               | 5.5                               | 4.1   | .9                            | .5                | 1,533                    | 1,151                     | 253                           | 128               |
| Vermont .....               | 5.8             | 6.9                       | 4.3                           | 3.0               | 5.8                               | 4.5   | .9                            | .4                | 844                      | 652                       | 130                           | 62                |
| <b>Mideast</b> .....        | <b>5.5</b>      | <b>6.5</b>                | <b>3.5</b>                    | <b>3.5</b>        | <b>5.5</b>                        | <b>4.4</b>  | <b>.6</b>                     | <b>.5</b>         | <b>76,284</b>            | <b>60,439</b>             | <b>8,890</b>                  | <b>6,954</b>      |
| Delaware .....              | 5.8             | 6.5                       | 4.4                           | 3.9               | 5.8                               | 4.4   | .9                            | .5                | 1,259                    | 971                       | 188                           | 100               |
| District of Columbia .....  | 4.5             | 5.8                       | .4                            | 3.0               | 4.5                               | 4.0   | .1                            | .4                | 852                      | 764                       | 13                            | 77                |
| Maryland .....              | 6.1             | 7.1                       | 3.7                           | 3.5               | 6.1                               | 5.1   | .7                            | .4                | 9,591                    | 7,978                     | 1,038                         | 575               |
| New Jersey .....            | 5.6             | 6.5                       | 4.2                           | 2.8               | 5.6                               | 4.5   | .8                            | .3                | 15,675                   | 12,651                    | 2,140                         | 884               |
| New York .....              | 5.9             | 7.1                       | 3.3                           | 4.0               | 5.9                               | 4.7   | .6                            | .7                | 34,648                   | 27,331                    | 3,525                         | 3,792             |
| Pennsylvania .....          | 4.3             | 5.0                       | 3.2                           | 2.9               | 4.3                               | 3.3   | .6                            | .5                | 14,259                   | 10,746                    | 1,986                         | 1,526             |
| <b>Great Lakes</b> .....    | <b>4.5</b>      | <b>5.0</b>                | <b>4.4</b>                    | <b>2.4</b>        | <b>4.5</b>                        | <b>3.4</b>  | <b>.8</b>                     | <b>.3</b>         | <b>54,589</b>            | <b>40,704</b>             | <b>10,188</b>                 | <b>3,698</b>      |
| Illinois .....              | 5.3             | 5.8                       | 4.8                           | 3.0               | 5.3                               | 4.0   | 1.0                           | .3                | 19,034                   | 14,355                    | 3,437                         | 1,241             |
| Indiana .....               | 4.3             | 4.5                       | 4.5                           | 3.1               | 4.3                               | 3.1   | .8                            | .4                | 6,410                    | 4,577                     | 1,226                         | 607               |
| Michigan .....              | 4.0             | 4.5                       | 4.3                           | 1.0               | 4.0                               | 3.1   | .8                            | .1                | 10,627                   | 8,226                     | 2,056                         | 344               |
| Ohio .....                  | 4.0             | 4.4                       | 3.9                           | 2.5               | 4.0                               | 2.9   | .7                            | .4                | 11,848                   | 8,629                     | 2,154                         | 1,064             |
| Wisconsin .....             | 4.9             | 5.3                       | 4.8                           | 2.6               | 4.9                               | 3.6   | 1.0                           | .3                | 6,671                    | 4,915                     | 1,314                         | 440               |
| <b>Plains</b> .....         | <b>5.1</b>      | <b>5.5</b>                | <b>4.5</b>                    | <b>3.6</b>        | <b>5.1</b>                        | <b>3.7</b>  | <b>.9</b>                     | <b>.5</b>         | <b>24,735</b>            | <b>18,021</b>             | <b>4,423</b>                  | <b>2,291</b>      |
| Iowa .....                  | 4.3             | 4.2                       | 4.9                           | 3.7               | 4.3                               | 2.7   | 1.0                           | .5                | 3,024                    | 1,938                     | 720                           | 365               |
| Kansas .....                | 4.9             | 5.6                       | 3.8                           | 2.7               | 4.9                               | 3.8   | .7                            | .3                | 3,303                    | 2,573                     | 498                           | 232               |
| Minnesota .....             | 5.7             | 6.1                       | 5.6                           | 3.6               | 5.7                               | 4.2   | 1.2                           | .4                | 7,929                    | 5,758                     | 1,616                         | 554               |
| Missouri .....              | 4.7             | 5.5                       | 2.9                           | 3.5               | 4.7                               | 3.6   | .6                            | .5                | 6,445                    | 4,954                     | 778                           | 713               |
| Nebraska .....              | 6.2             | 6.9                       | 4.7                           | 4.9               | 6.2                               | 4.6   | 1.0                           | .6                | 2,657                    | 1,967                     | 420                           | 270               |
| North Dakota .....          | 2.1             | .6                        | 5.8                           | 2.8               | 2.1                               | .4  | 1.2                           | .4                | 303                      | 57                        | 179                           | 65                |
| South Dakota .....          | 6.2             | 7.0                       | 5.4                           | 3.7               | 6.2                               | 4.5   | 1.2                           | .5                | 1,075                    | 773                       | 212                           | 90                |
| <b>Southeast</b> .....      | <b>5.6</b>      | <b>6.5</b>                | <b>4.0</b>                    | <b>4.0</b>        | <b>5.6</b>                        | <b>4.3</b>  | <b>.8</b>                     | <b>.6</b>         | <b>91,160</b>            | <b>69,069</b>             | <b>12,586</b>                 | <b>9,505</b>      |
| Alabama .....               | 4.5             | 4.9                       | 3.9                           | 3.5               | 4.5                               | 3.2   | .7                            | .6                | 4,313                    | 3,112                     | 649                           | 553               |
| Arkansas .....              | 5.0             | 5.6                       | 4.6                           | 3.4               | 5.0                               | 3.6   | .8                            | .6                | 2,696                    | 1,923                     | 445                           | 327               |
| Florida .....               | 5.8             | 7.0                       | 4.1                           | 4.1               | 5.8                               | 4.1   | 1.1                           | .6                | 23,251                   | 16,404                    | 4,307                         | 2,541             |
| Georgia .....               | 7.4             | 8.3                       | 4.9                           | 4.5               | 7.4                               | 6.0   | .8                            | .5                | 14,504                   | 11,894                    | 1,583                         | 1,028             |
| Kentucky .....              | 5.1             | 5.8                       | 4.3                           | 3.4               | 5.1                               | 3.8   | .8                            | .6                | 4,461                    | 3,294                     | 655                           | 512               |
| Louisiana .....             | 2.9             | 2.5                       | 4.1                           | 3.0               | 2.9                               | 1.7   | .7                            | .5                | 2,768                    | 1,610                     | 651                           | 507               |
| Mississippi .....           | 4.3             | 4.5                       | 4.5                           | 3.7               | 4.3                               | 2.9   | .7                            | .7                | 2,363                    | 1,605                     | 381                           | 378               |
| North Carolina .....        | 5.6             | 6.6                       | 2.5                           | 4.7               | 5.6                               | 4.5   | .5                            | .6                | 10,592                   | 8,502                     | 862                           | 1,228             |
| South Carolina .....        | 6.3             | 7.1                       | 4.3                           | 5.0               | 6.3                               | 4.8   | .8                            | .8                | 5,402                    | 4,094                     | 645                           | 663               |
| Tennessee .....             | 5.7             | 6.2                       | 4.9                           | 4.0               | 5.7                               | 4.3   | .8                            | .6                | 7,519                    | 5,688                     | 1,008                         | 823               |
| Virginia .....              | 6.4             | 7.5                       | 3.3                           | 3.8               | 6.4                               | 5.4   | .6                            | .4                | 12,114                   | 10,250                    | 1,151                         | 712               |
| West Virginia .....         | 3.2             | 3.2                       | 3.9                           | 2.7               | 3.2                               | 1.9   | .7                            | .6                | 1,175                    | 692                       | 249                           | 233               |
| <b>Southwest</b> .....      | <b>6.1</b>      | <b>6.8</b>                | <b>4.7</b>                    | <b>4.2</b>        | <b>6.1</b>                        | <b>4.8</b>  | <b>.8</b>                     | <b>.5</b>         | <b>44,450</b>            | <b>34,963</b>             | <b>5,594</b>                  | <b>3,895</b>      |
| Arizona .....               | 7.0             | 8.0                       | 5.9                           | 4.2               | 7.0                               | 5.3   | 1.2                           | .6                | 7,949                    | 5,962                     | 1,353                         | 634               |
| New Mexico .....            | 4.6             | 4.4                       | 5.0                           | 4.9               | 4.6                               | 2.9   | 1.0                           | .8                | 1,698                    | 1,063                     | 358                           | 276               |
| Oklahoma .....              | 4.4             | 4.6                       | 4.2                           | 3.8               | 4.4                               | 3.1   | .7                            | .6                | 3,216                    | 2,238                     | 544                           | 435               |
| Texas .....                 | 6.3             | 7.0                       | 4.4                           | 4.3               | 6.3                               | 5.1   | .7                            | .5                | 31,588                   | 25,699                    | 3,338                         | 2,550             |
| <b>Rocky Mountain</b> ..... | <b>7.4</b>      | <b>8.3</b>                | <b>5.7</b>                    | <b>4.3</b>        | <b>7.4</b>                        | <b>5.8</b>  | <b>1.1</b>                    | <b>.5</b>         | <b>16,470</b>            | <b>12,961</b>             | <b>2,478</b>                  | <b>1,030</b>      |
| Colorado .....              | 7.9             | 9.0                       | 5.8                           | 4.3               | 7.9                               | 6.4   | 1.1                           | .4                | 9,445                    | 7,668                     | 1,303                         | 475               |
| Idaho .....                 | 8.0             | 9.2                       | 5.8                           | 4.9               | 8.0                               | 6.2   | 1.2                           | .6                | 2,169                    | 1,675                     | 319                           | 174               |
| Montana .....               | 5.5             | 6.0                       | 5.0                           | 4.3               | 5.5                               | 3.6   | 1.2                           | .7                | 1,028                    | 677                       | 219                           | 131               |
| Utah .....                  | 6.5             | 6.9                       | 6.3                           | 4.1               | 6.5                               | 4.9   | 1.1                           | .4                | 3,028                    | 2,307                     | 525                           | 197               |
| Wyoming .....               | 6.9             | 8.7                       | 3.9                           | 3.7               | 6.9                               | 5.4   | 1.0                           | .5                | 800                      | 632                       | 113                           | 54                |
| <b>Far West</b> .....       | <b>7.1</b>      | <b>8.4</b>                | <b>4.3</b>                    | <b>3.6</b>        | <b>7.1</b>                        | <b>5.8</b>  | <b>.8</b>                     | <b>.4</b>         | <b>89,558</b>            | <b>73,525</b>             | <b>10,542</b>                 | <b>5,490</b>      |
| Alaska .....                | 3.2             | 1.8                       | 3.9                           | 8.8               | 3.2                               | 1.2   | .7                            | 1.3               | 546                      | 213                       | 119                           | 215               |
| California .....            | 7.4             | 9.0                       | 4.0                           | 3.4               | 7.4                               | 6.2   | .8                            | .4                | 67,887                   | 57,200                    | 6,936                         | 3,751             |
| Hawaii .....                | 3.6             | 4.0                       | 2.4                           | 3.2               | 3.6                               | 2.8   | .4                            | .4                | 1,150                    | 887                       | 143                           | 120               |
| Nevada .....                | 7.8             | 8.9                       | 6.1                           | 4.8               | 7.8                               | 6.0   | 1.3                           | .5                | 3,994                    | 3,064                     | 677                           | 253               |
| Oregon .....                | 5.8             | 6.5                       | 5.1                           | 3.9               | 5.8                               | 4.1   | 1.2                           | .5                | 4,940                    | 3,527                     | 984                           | 429               |
| Washington .....            | 6.8             | 7.6                       | 5.4                           | 3.7               | 6.8                               | 5.3   | 1.0                           | .4                | 11,041                   | 8,635                     | 1,685                         | 720               |

1. Net earnings are earnings by place of work—the sum of wage and salary disbursements (payrolls), other labor income, and proprietors' income—less personal contributions for social insurance plus an adjustment to convert earnings by place of work to a place-of-residence basis.

NOTE.—Estimates may not add to totals because of rounding.

In all four States, the growth rates in personal income and in population were less than the U.S. averages. In Louisiana and West Virginia, both personal income and population either declined or grew at below U.S. averages since 1996.

In all four States, personal income growth was held back by slow growth in net earnings. By industry, in Alaska, the slow growth in earnings by place of work reflected weakness in most

major industry groups. In Louisiana, weakness in earnings in mining, in construction, in transportation and public utilities, and in wholesale trade contributed to the slow growth. In North Dakota, a substantial decline in farm earnings contributed, and in West Virginia, declines in earnings in mining, in construction, and in transportation and public utilities contributed.

Table C.—Earnings by Place of Work: Percent Change for 1998-99

|                             | Total <sup>1</sup> | Farms          | Construction   | Manufacturing | Transportation and public utilities | Wholesale trade | Retail trade | Finance, insurance, and real estate | Services    | Government |
|-----------------------------|--------------------|----------------|----------------|---------------|-------------------------------------|-----------------|--------------|-------------------------------------|-------------|------------|
| <b>United States</b> .....  | <b>6.6</b>         | <b>2.7</b>     | <b>8.8</b>     | <b>2.8</b>    | <b>5.0</b>                          | <b>7.6</b>      | <b>6.6</b>   | <b>9.5</b>                          | <b>9.4</b>  | <b>4.3</b> |
| <b>New England</b> .....    | <b>7.5</b>         | <b>5.3</b>     | <b>11.6</b>    | <b>4.2</b>    | <b>3.4</b>                          | <b>8.2</b>      | <b>8.0</b>   | <b>11.9</b>                         | <b>8.9</b>  | <b>4.4</b> |
| Connecticut .....           | 5.8                | 5.9            | 8.2            | 4.6           | 2.0                                 | .9              | 8.6          | 9.2                                 | 7.9         | .3         |
| Maine .....                 | 8.4                | 7.0            | 21.4           | 2.6           | 2.2                                 | 11.6            | 6.8          | 18.7                                | 10.1        | 4.8        |
| Massachusetts .....         | 8.7                | 12.0           | 13.4           | 5.2           | 4.6                                 | 10.8            | 8.1          | 14.1                                | 9.1         | 6.2        |
| New Hampshire .....         | 6.5                | 17.1           | 4.8            | -4            | 2.8                                 | 13.3            | 7.9          | 10.9                                | 10.4        | 4.0        |
| Rhode Island .....          | 6.1                | 11.1           | 17.5           | 1.1           | 4.0                                 | 8.6             | 8.9          | 5.2                                 | 6.7         | 5.9        |
| Vermont .....               | 6.9                | -8.2           | 3.7            | 7.7           | .4                                  | 8.6             | 5.7          | 9.2                                 | 10.4        | 4.3        |
| <b>Mideast</b> .....        | <b>6.4</b>         | <b>-14.3</b>   | <sup>(3)</sup> | <b>2.1</b>    | <b>2.6</b>                          | <b>7.4</b>      | <b>5.4</b>   | <b>9.8</b>                          | <b>8.5</b>  | <b>4.1</b> |
| Delaware .....              | 6.6                | -33.6          | 10.3           | 4.3           | 5.1                                 | 11.9            | 7.6          | 10.7                                | 7.0         | 4.1        |
| District of Columbia .....  | 5.9                | <sup>(2)</sup> | <sup>(3)</sup> | 5.4           | 22.3                                | 30.5            | 1.3          | 12.9                                | 7.0         | 2.3        |
| Maryland .....              | 7.3                | -11.0          | 8.3            | 3.7           | 3.9                                 | 9.1             | 3.9          | 11.4                                | 9.1         | 6.4        |
| New Jersey .....            | 6.2                | -6.0           | 11.6           | 2.4           | 1.5                                 | 7.4             | 4.0          | 10.6                                | 9.0         | 3.2        |
| New York .....              | 7.1                | -5             | 10.4           | 1.5           | 2.3                                 | 6.9             | 7.6          | 9.9                                 | 8.9         | 5.0        |
| Pennsylvania .....          | 4.9                | -26.4          | 11.6           | 1.9           | 2.1                                 | 6.8             | 4.0          | 6.9                                 | 7.3         | 2.1        |
| <b>Great Lakes</b> .....    | <b>4.9</b>         | <b>-36.7</b>   | <b>6.8</b>     | <b>2.5</b>    | <b>1.4</b>                          | <b>6.3</b>      | <b>4.6</b>   | <b>8.1</b>                          | <b>8.0</b>  | <b>3.6</b> |
| Illinois .....              | 5.8                | -59.1          | 8.6            | 1.5           | 1.3                                 | 7.4             | 4.8          | 10.4                                | 8.6         | 5.0        |
| Indiana .....               | 4.4                | -71.6          | 2.0            | 4.0           | 1.2                                 | 6.8             | 5.5          | 7.7                                 | 7.0         | 3.0        |
| Michigan .....              | 4.5                | 26.1           | 6.7            | 3.4           | .9                                  | 4.8             | 4.2          | 3.9                                 | 7.2         | 2.3        |
| Ohio .....                  | 4.4                | -29.4          | 6.6            | 1.9           | .8                                  | 6.2             | 3.9          | 7.8                                 | 7.5         | 3.1        |
| Wisconsin .....             | 5.2                | -29.2          | 8.9            | 2.1           | 3.9                                 | 6.0             | 5.9          | 6.8                                 | 9.2         | 4.2        |
| <b>Plains</b> .....         | <b>5.5</b>         | <b>-16.8</b>   | <b>10.3</b>    | <b>1.5</b>    | <b>5.4</b>                          | <b>6.1</b>      | <b>6.4</b>   | <b>10.4</b>                         | <b>8.1</b>  | <b>4.1</b> |
| Iowa .....                  | 4.1                | -33.5          | 4.7            | .9            | 5.1                                 | 6.8             | 4.6          | 9.5                                 | 9.5         | 4.1        |
| Kansas .....                | 5.6                | 9.1            | 9.2            | 3.4           | 9.7                                 | 4.8             | 4.9          | 8.6                                 | 5.8         | 4.3        |
| Minnesota .....             | 6.1                | -37.5          | 11.9           | 3.0           | 3.5                                 | 6.8             | 8.3          | 8.4                                 | 9.6         | 2.7        |
| Missouri .....              | 5.4                | -44.9          | 12.1           | -1.2          | 5.2                                 | 5.3             | 6.3          | 12.0                                | 6.5         | 6.0        |
| Nebraska .....              | 6.8                | 11.1           | 9.9            | 1.6           | 6.4                                 | 6.5             | 6.4          | 13.7                                | 9.4         | 2.3        |
| North Dakota .....          | 1.0                | -70.9          | 13.4           | 3.7           | -7                                  | 4.7             | 2.8          | 10.9                                | 7.7         | 3.5        |
| South Dakota .....          | 7.1                | 2.3            | 7.3            | 4.1           | 6.0                                 | 9.1             | 6.8          | 18.2                                | 10.5        | 3.6        |
| <b>Southeast</b> .....      | <b>6.4</b>         | <b>-1.4</b>    | <b>6.6</b>     | <b>2.2</b>    | <b>5.7</b>                          | <b>8.7</b>      | <b>6.6</b>   | <b>8.9</b>                          | <b>10.0</b> | <b>4.3</b> |
| Alabama .....               | 4.8                | -2.1           | 7.5            | .9            | 3.8                                 | 8.2             | 6.3          | 10.2                                | 6.7         | 3.7        |
| Arkansas .....              | 5.6                | 1.6            | 8.2            | 3.5           | 3.0                                 | 5.9             | 9.1          | 7.4                                 | 7.7         | 3.8        |
| Florida .....               | 7.0                | 24.7           | 5.8            | .6            | 6.3                                 | 9.6             | 5.7          | 7.7                                 | 10.2        | 2.6        |
| Georgia .....               | 8.3                | -6.5           | 13.5           | 5.6           | 7.9                                 | 9.4             | 8.3          | 7.4                                 | 12.4        | 3.8        |
| Kentucky .....              | 5.8                | -21.9          | 6.6            | 4.2           | 2.2                                 | 8.8             | 7.0          | 7.6                                 | 8.7         | 7.6        |
| Louisiana .....             | 2.4                | 74.5           | -1.4           | 1.3           | .1                                  | 2.2             | 4.4          | 4.4                                 | 5.8         | 1.2        |
| Mississippi .....           | 4.4                | -11.8          | 1.1            | 2.9           | .4                                  | 4.3             | 7.9          | 6.8                                 | 6.8         | 5.4        |
| North Carolina .....        | 6.6                | -21.2          | 7.1            | 2.8           | 2.3                                 | 7.2             | 6.7          | 11.0                                | 12.2        | 5.7        |
| South Carolina .....        | 7.0                | -12.7          | 5.9            | -1.8          | 30.0                                | 10.8            | 7.0          | 10.2                                | 9.1         | 7.7        |
| Tennessee .....             | 6.1                | -17.1          | 5.3            | 3.1           | 6.8                                 | 9.7             | 6.1          | 10.3                                | 7.3         | 4.8        |
| Virginia .....              | 7.6                | -24.4          | 8.7            | -1            | 4.9                                 | 11.8            | 7.2          | 12.2                                | 12.4        | 4.4        |
| West Virginia .....         | 2.7                | <sup>(2)</sup> | -1.6           | 1.9           | -2.3                                | 4.9             | 3.9          | 10.2                                | 6.7         | 3.3        |
| <b>Southwest</b> .....      | <b>6.7</b>         | <b>53.3</b>    | <b>8.0</b>     | <b>.6</b>     | <b>6.7</b>                          | <b>8.8</b>      | <b>7.3</b>   | <b>9.4</b>                          | <b>9.7</b>  | <b>4.6</b> |
| Arizona .....               | 7.9                | 9.6            | 10.3           | .9            | 4.4                                 | 7.6             | 7.5          | 11.7                                | 12.6        | 4.4        |
| New Mexico .....            | 4.3                | 27.8           | .2             | -1.2          | 3.3                                 | 4.5             | 3.9          | 10.1                                | 8.0         | 1.6        |
| Oklahoma .....              | 4.5                | 25.2           | 11.4           | .2            | -2                                  | 5.1             | 5.7          | 6.9                                 | 6.4         | 4.7        |
| Texas .....                 | 6.9                | 80.8           | 7.6            | .7            | 7.9                                 | 9.5             | 7.8          | 9.0                                 | 9.6         | 5.0        |
| <b>Rocky Mountain</b> ..... | <b>8.3</b>         | <b>43.7</b>    | <b>10.3</b>    | <b>3.5</b>    | <b>8.6</b>                          | <b>8.9</b>      | <b>8.4</b>   | <b>11.2</b>                         | <b>10.4</b> | <b>4.5</b> |
| Colorado .....              | 9.0                | 37.5           | 11.7           | 3.8           | 11.8                                | 8.6             | 9.2          | 12.8                                | 10.7        | 4.1        |
| Idaho .....                 | 9.2                | 35.1           | 8.9            | 7.2           | 4.4                                 | 11.9            | 8.8          | 9.8                                 | 9.3         | 6.3        |
| Montana .....               | 5.9                | 48.8           | 3.1            | -2.2          | 4.3                                 | 6.5             | 5.7          | 9.2                                 | 8.2         | 3.5        |
| Utah .....                  | 6.8                | 7.3            | 9.8            | 1.6           | 2.9                                 | 9.6             | 7.9          | 6.9                                 | 10.7        | 4.8        |
| Wyoming .....               | 8.5                | 346.6          | 11.1           | 2.9           | 2.3                                 | 3.3             | 6.5          | 17.3                                | 11.0        | 5.0        |
| <b>Far West</b> .....       | <b>8.4</b>         | <b>8.5</b>     | <sup>(3)</sup> | <b>5.8</b>    | <b>8.5</b>                          | <b>7.2</b>      | <b>8.5</b>   | <b>9.3</b>                          | <b>11.1</b> | <b>5.0</b> |
| Alaska .....                | 1.7                | 0              | <sup>(3)</sup> | .5            | 1.5                                 | -2.1            | 5.5          | 7.8                                 | 4.6         | .9         |
| California .....            | 8.9                | 13.3           | 13.2           | 7.0           | 10.3                                | 7.5             | 8.5          | 9.6                                 | 11.0        | 5.2        |
| Hawaii .....                | 4.0                | 9.1            | -3.3           | 3.2           | -3                                  | 5.0             | 3.7          | 5.3                                 | 4.0         | 5.9        |
| Nevada .....                | 8.9                | -6.6           | 6.4            | 3.1           | 9.3                                 | 7.6             | 11.4         | 9.7                                 | 11.7        | 5.8        |
| Oregon .....                | 6.4                | -9.8           | 3.3            | 4.1           | 4.7                                 | 6.4             | 7.3          | 7.9                                 | 9.8         | 5.5        |
| Washington .....            | 7.7                | -7.6           | 9.9            | .6            | 3.9                                 | 6.2             | 9.4          | 8.9                                 | 13.9        | 4.4        |

1. Also includes mining and agricultural services, forestry, and fishing.

2. Not meaningful.

3. Data are suppressed to avoid disclosure.

NOTE.—Earnings by place of work is the sum of wage and salary disbursements (payrolls), other labor income, and proprietors' income.



## Sources of Revisions

This section describes the changes in the sources and methods used to prepare the State estimates of personal income: The definitional changes that could be estimated by State, the statistical changes to the national estimates that could be

replicated at the State level, and the improvements to State-level sources and methods for other income subcomponents.

Many of the methodological changes that were incorporated into the national estimates of personal income involve detailed estimation that cannot be replicated at the State level, because the

Table D.—Earnings by Place of Work: Contribution to Percent Change by Industry Group for 1998-99

[Percentage points]

|                             | Total <sup>1</sup> | Farms          | Construction   | Manufacturing | Transportation and public utilities | Wholesale trade | Retail trade | Finance, insurance, and real estate | Services   | Government |
|-----------------------------|--------------------|----------------|----------------|---------------|-------------------------------------|-----------------|--------------|-------------------------------------|------------|------------|
| <b>United States</b> .....  | <b>6.6</b>         | <b>0</b>       | <b>0.5</b>     | <b>0.5</b>    | <b>0.3</b>                          | <b>0.5</b>      | <b>0.6</b>   | <b>0.9</b>                          | <b>2.7</b> | <b>0.7</b> |
| <b>New England</b> .....    | <b>7.5</b>         | <b>0</b>       | <b>.6</b>      | <b>.7</b>     | <b>.2</b>                           | <b>.5</b>       | <b>.7</b>    | <b>1.3</b>                          | <b>2.9</b> | <b>.6</b>  |
| Connecticut .....           | 5.8                | 0              | .4             | .9            | .1                                  | .1              | .6           | 1.3                                 | 2.3        | 0          |
| Maine .....                 | 8.4                | 0              | 1.4            | .5            | .1                                  | .6              | .8           | 1.2                                 | 2.7        | .9         |
| Massachusetts .....         | 8.7                | 0              | .6             | .8            | .2                                  | .7              | .7           | 1.5                                 | 3.2        | .8         |
| New Hampshire .....         | 6.5                | 0              | .3             | -.1           | .1                                  | .9              | .9           | .8                                  | 2.9        | .5         |
| Rhode Island .....          | 6.1                | 0              | .9             | .2            | .2                                  | .4              | .8           | .4                                  | 2.1        | 1.1        |
| Vermont .....               | 6.9                | -.1            | .3             | 1.6           | 0                                   | .4              | .6           | .5                                  | 3.0        | .7         |
| <b>Mideast</b> .....        | <b>6.4</b>         | <b>0</b>       | <sup>(3)</sup> | <b>.3</b>     | <b>.2</b>                           | <b>.4</b>       | <b>.4</b>    | <b>1.3</b>                          | <b>2.6</b> | <b>.7</b>  |
| Delaware .....              | 6.6                | -.2            | .6             | 1.0           | .2                                  | .5              | .6           | 1.6                                 | 1.7        | .6         |
| District of Columbia .....  | 5.9                | <sup>(2)</sup> | <sup>(3)</sup> | .1            | .6                                  | .2              | 0            | .7                                  | 2.8        | 1.0        |
| Maryland .....              | 7.3                | 0              | .6             | .3            | .2                                  | .5              | .3           | .9                                  | 2.9        | 1.5        |
| New Jersey .....            | 6.2                | 0              | .5             | .4            | .1                                  | .6              | .3           | 1.0                                 | 2.8        | .5         |
| New York .....              | 7.1                | 0              | .4             | .2            | .1                                  | .4              | .5           | 2.0                                 | 2.8        | .7         |
| Pennsylvania .....          | 4.9                | -.1            | .6             | .4            | .1                                  | .4              | .3           | .6                                  | 2.2        | .3         |
| <b>Great Lakes</b> .....    | <b>4.9</b>         | <b>-.2</b>     | <b>.4</b>      | <b>.6</b>     | <b>.1</b>                           | <b>.4</b>       | <b>.4</b>    | <b>.6</b>                           | <b>2.0</b> | <b>.5</b>  |
| Illinois .....              | 5.8                | -.3            | .5             | .3            | .1                                  | .5              | .4           | 1.1                                 | 2.5        | .7         |
| Indiana .....               | 4.4                | -.3            | .1             | 1.2           | .1                                  | .4              | .5           | .5                                  | 1.5        | .4         |
| Michigan .....              | 4.5                | .1             | .4             | 1.1           | 0                                   | .3              | .3           | .2                                  | 1.8        | .3         |
| Ohio .....                  | 4.4                | -.1            | .4             | .5            | 0                                   | .4              | .4           | .5                                  | 1.9        | .5         |
| Wisconsin .....             | 5.2                | -.3            | .6             | .6            | .2                                  | .4              | .5           | .5                                  | 2.1        | .6         |
| <b>Plains</b> .....         | <b>5.5</b>         | <b>-.3</b>     | <b>.6</b>      | <b>.3</b>     | <b>.4</b>                           | <b>.4</b>       | <b>.6</b>    | <b>.8</b>                           | <b>2.1</b> | <b>.6</b>  |
| Iowa .....                  | 4.1                | -1.2           | .3             | .2            | .3                                  | .5              | .4           | .7                                  | 2.1        | .6         |
| Kansas .....                | 5.6                | .2             | .5             | .6            | .8                                  | .4              | .5           | .5                                  | 1.3        | .7         |
| Minnesota .....             | 6.1                | -.4            | .7             | .6            | .2                                  | .5              | .7           | .7                                  | 2.6        | .4         |
| Missouri .....              | 5.4                | -.2            | .8             | -.2           | .4                                  | .4              | .6           | .9                                  | 1.8        | .9         |
| Nebraska .....              | 6.8                | .5             | .6             | .2            | .6                                  | .4              | .5           | 1.0                                 | 2.4        | .4         |
| North Dakota .....          | 1.0                | -3.9           | .9             | .3            | -.1                                 | .4              | .3           | .6                                  | 1.9        | .7         |
| South Dakota .....          | 7.1                | .2             | .4             | .6            | .4                                  | .5              | .7           | 1.3                                 | 2.5        | .6         |
| <b>Southeast</b> .....      | <b>6.4</b>         | <b>0</b>       | <b>.4</b>      | <b>.4</b>     | <b>.4</b>                           | <b>.5</b>       | <b>.6</b>    | <b>.6</b>                           | <b>2.7</b> | <b>.8</b>  |
| Alabama .....               | 4.8                | 0              | .5             | .2            | .2                                  | .5              | .6           | .6                                  | 1.5        | .7         |
| Arkansas .....              | 5.6                | .1             | .5             | .8            | .2                                  | .3              | 1.0          | .4                                  | 1.7        | .6         |
| Florida .....               | 7.0                | .2             | .3             | 0             | .4                                  | .6              | .6           | .8                                  | 3.4        | .4         |
| Georgia .....               | 8.3                | -.1            | .8             | .9            | .7                                  | .8              | .7           | .6                                  | 3.2        | .6         |
| Kentucky .....              | 5.8                | -.4            | .4             | .9            | .2                                  | .5              | .7           | .4                                  | 2.0        | 1.4        |
| Louisiana .....             | 2.4                | .4             | -.1            | .2            | 0                                   | .1              | .4           | .2                                  | 1.5        | .2         |
| Mississippi .....           | 4.4                | -.3            | .1             | .6            | 0                                   | .2              | .8           | .3                                  | 1.6        | 1.1        |
| North Carolina .....        | 6.6                | -.3            | .5             | .6            | .1                                  | .4              | .6           | .8                                  | 2.8        | 1.0        |
| South Carolina .....        | 7.0                | -.1            | .4             | -.4           | 1.6                                 | .5              | .7           | .6                                  | 2.0        | 1.5        |
| Tennessee .....             | 6.1                | 0              | .3             | .6            | .5                                  | .6              | .6           | .7                                  | 2.0        | .6         |
| Virginia .....              | 7.6                | -.1            | .5             | 0             | .3                                  | .6              | .6           | .9                                  | 3.7        | 1.1        |
| West Virginia .....         | 2.7                | <sup>(2)</sup> | -.1            | .3            | -.2                                 | .2              | .4           | .4                                  | 1.7        | .7         |
| <b>Southwest</b> .....      | <b>6.7</b>         | <b>.4</b>      | <b>.5</b>      | <b>.1</b>     | <b>.5</b>                           | <b>.6</b>       | <b>.7</b>    | <b>.7</b>                           | <b>2.6</b> | <b>.7</b>  |
| Arizona .....               | 7.9                | .1             | .8             | .1            | .3                                  | .5              | .8           | 1.1                                 | 3.6        | .7         |
| New Mexico .....            | 4.3                | .7             | 0              | -.1           | .2                                  | .4              | .5           | .2                                  | 2.2        | .4         |
| Oklahoma .....              | 4.5                | .3             | .6             | 0             | .3                                  | .5              | .4           | .4                                  | 1.5        | 1.0        |
| Texas .....                 | 6.9                | .5             | .5             | .1            | .7                                  | .7              | .7           | .7                                  | 2.5        | .7         |
| <b>Rocky Mountain</b> ..... | <b>8.3</b>         | <b>.6</b>      | <b>.8</b>      | <b>.4</b>     | <b>.8</b>                           | <b>.5</b>       | <b>.8</b>    | <b>.9</b>                           | <b>2.8</b> | <b>.8</b>  |
| Colorado .....              | 9.0                | .3             | .9             | .4            | 1.2                                 | .5              | .8           | 1.1                                 | 3.1        | .7         |
| Idaho .....                 | 9.2                | 1.6            | .7             | 1.2           | .3                                  | .6              | .9           | .5                                  | 2.1        | 1.2        |
| Montana .....               | 5.9                | 1.0            | .2             | -.2           | .3                                  | .3              | .7           | .5                                  | 2.2        | .8         |
| Utah .....                  | 6.8                | 0              | .8             | .2            | .2                                  | .5              | .8           | .5                                  | 2.9        | .9         |
| Wyoming .....               | 8.5                | 2.6            | .9             | .2            | .2                                  | .1              | .6           | .8                                  | 2.0        | 1.2        |
| <b>Far West</b> .....       | <b>8.4</b>         | <b>.1</b>      | <sup>(3)</sup> | <b>.9</b>     | <b>.5</b>                           | <b>.4</b>       | <b>.8</b>    | <b>.8</b>                           | <b>3.4</b> | <b>.8</b>  |
| Alaska .....                | 1.7                | 0              | <sup>(3)</sup> | 0             | .2                                  | -.1             | .5           | .3                                  | 1.0        | .3         |
| California .....            | 8.9                | .2             | .7             | 1.1           | .6                                  | .5              | .8           | .9                                  | 3.5        | .8         |
| Hawaii .....                | 4.0                | .1             | -.2            | .1            | 0                                   | .2              | .4           | .5                                  | 1.2        | 1.8        |
| Nevada .....                | 8.9                | 0              | .7             | .1            | .5                                  | .3              | 1.1          | .8                                  | 4.5        | .8         |
| Oregon .....                | 6.4                | -.1            | .2             | .8            | .3                                  | .5              | .8           | .6                                  | 2.5        | .9         |
| Washington .....            | 7.7                | -.1            | .6             | .1            | .3                                  | .4              | .8           | .6                                  | 4.0        | .8         |

1. Also includes mining and agricultural services, forestry, and fishing.

2. Not meaningful.

3. Data are suppressed to avoid disclosure.

NOTE.—Earnings by place of work is the sum of wage and salary disbursements (payrolls), other labor income, and proprietors' income. Estimates may not add to totals because of rounding.

underlying source data are not available for States. However, these changes are implicitly incorporated into the State estimates through the use of the national estimates.

### *Definitional changes*

*Government employee retirement plans.*—The reclassification of government employee retirement plans covers Federal civilian, military, and State and local government employees. This change raised personal income by (1) the amount of employer contributions to these plans, which are added to other labor income, (2) dividends and interest received by these plans, which are added to personal dividend income and personal interest income, and (3) personal contributions to these plans, which are no longer included in personal contributions for social insurance (a component that is deducted in the calculation of personal income). In addition, personal income was reduced by the amount of benefits paid by these plans; these benefits are no longer included in government transfer payments to persons. Although this change raises personal income, it does not affect the national estimates of gross domestic product, gross domestic income, or national income.

The national totals of the employer contributions for Federal civilian employees and for military personnel are allocated to States in proportion to the corresponding estimates of wage and salary disbursements. The State estimates of the contributions for State and local government employees, like the national estimates, are based on data from the Census Bureau's annual *Finances of Employee-Retirement Systems of State and Local Governments*.

For the preparation of the State estimates of dividends and interest received by government employee retirement plans, the national totals are divided into the portion that is received on behalf of current employees and the portion that is received on behalf of retirees. The current-employee portion is assumed to be 60 percent of the total for the civilian plans and 40 percent for the military plan.<sup>7</sup>

For the Federal civilian plans, the national totals of the current-employee portions of dividends and interest are allocated to States in proportion to place-of-residence estimates of Federal civilian wages and salaries. The national totals of the retiree portions are allocated in proportion to the estimates of retirement benefits received by individuals

from the plans; these estimates are based on data provided by the Office of Personnel Management.

For the military plan, the national total of the current-employee portion of the interest is allocated to States in proportion to the estimates of military wages and salaries adjusted to a place-of-residence basis. The national total of the retiree portion is allocated in proportion to the estimates of retirement benefits from the plan; these estimates are based on data from the Department of Defense.

For the State and local government plans, the estimates are based mainly on data on the dividends and the interest received by the plans operated by the State and local governments of each State from the Census Bureau's annual *Finances of Employee-Retirement Systems of State and Local Governments*. These data are adjusted to a place-of-residence basis using the journey-to-work data for current employees, and then they are used to prepare the estimates of both the current-employee portion and the retiree portion of the corresponding type of income.

*Private noninsured pension plans.*—The treatment of private noninsured pension plans was modified to record property income—interest, dividends, and rents—as received directly by persons in the corresponding components of personal income. A downward revision to personal interest income was offset by upward revisions to personal dividend income and to rental income of persons; personal income for the Nation was unaffected.

The State estimates of the investment income of these plans are improved by the preparation of separate estimates for current employees and retirees.<sup>8</sup> Previously, the national total was allocated to States in proportion to estimates of employer contributions to these plans, adjusted to a place-of-residence basis.

In the revised State estimates, the current-employee portion—which is assumed to be 60 percent of the totals of the dividends, interest, and rent—continue to reflect the employer contribution estimates. The national estimates of the retiree portions are allocated to States in proportion to the estimates of social security retirement benefits, which are received by almost all of the persons who receive benefits from private pension plans.

*Directors' fees.*—The fees that are paid to outside directors—that is, directors who are not employees of the company on whose board they serve—are

7. These apportionments are consistent with the numbers of current employees and retirees who participate in the plans.

8. In both the national and the State estimates, this investment income is now classified as part of dividends, monetary interest, and monetary rent; previously it was classified as personal interest income.

reclassified from other labor income to nonfarm proprietors' income.<sup>9</sup> This reclassification eliminates the double-counting of these fees in personal income that began in 1979. In the revised State estimates, directors' fees have been removed from other labor income for 1969–98. The national totals for 1969–78 are now allocated to States in proportion to the estimates of nonfarm proprietors' income; previously, these estimates had been allocated to the States in proportion to the estimates of wages and salaries.

9. Directors' fees paid to employees who serve on their company's board of directors are classified as wages and salaries.

*Special supplemental nutrition program for women, infants, and children.*—The food-cost portion of this program has been reclassified as transfer payments to persons for the 1974–98 estimates. This reclassification recognizes that these food benefits are similar to those in the Federal food stamp program, which are classified as transfer payments to persons. This change raises State transfer payments. The State estimates, like the national estimates, are based on data from the Food and Nutrition Service of the U.S. Department of Agriculture (USDA).

### Personal Income in the NIPAs and State Personal Income

The main differences between the national income and product accounts (NIPAs) estimates of personal income and the State estimates of personal income stem from the treatment of the income of U.S. residents who are working abroad and the treatment of the income of foreign residents who are working in the United States. The national total of the State estimates of personal income consists of only the income earned by persons who live within the United States, including foreign residents working in the United States.

The measure of personal income in the NIPAs is broader. It includes the earnings of Federal civilian and military personnel stationed abroad and of U.S. residents on foreign assignment for less than a year, and it includes the investment income that is received by Federal retirement plans of Federal workers stationed abroad. Earnings of foreign residents are included only if they live and work in the United States for a year or more.

The NIPA estimate of transfer payments, unlike the State estimates, also includes the unemployment benefits that are

paid by State employment security agencies to individuals who live in outlying U.S. areas, mainly in Puerto Rico. The State estimates are adjusted to remove these payments.

The annual estimates of personal income in the NIPAs also differ from the national totals of State personal income because of differences in the timing of the availability of source data. According to the preliminary 1999 estimates, the national total of State personal income increased 5.8 percent; the estimate of personal income in the NIPAs increased 5.9 percent. The 0.1-percentage-point, or \$8 billion, difference primarily reflects the incorporation of newly available source data for farm proprietors' income into the State estimates.

Each spring, the preliminary annual estimate of farm proprietors' income incorporates newly available annual State data from the U.S. Department of Agriculture (USDA). The estimate decreased \$0.7 billion in 1999 from 1998; in contrast, the NIPA estimate, which is based on previously reported monthly data from the USDA, increased \$6.2 billion. In addition, as part of the procedure for preparing the national control totals that are used for the State estimates for the most recent year, the annual NIPA estimate of wage and salary disbursements is compared with an alternative annual estimate.<sup>1</sup> This year, the two annual estimates did not differ significantly, so the NIPA estimate was used to develop the annual national control totals for the State estimates for 1999.

Revised NIPA estimates of personal income for 1997–99 will be released at the end of July. These revised estimates will incorporate tabulations of wages and salaries of employees covered by unemployment insurance (UI) for all four quarters of 1999, the most recent annual USDA data on farm proprietors' income for 1999, and other source data that are more complete, more detailed, and otherwise more appropriate than those previously incorporated.

In July, as part of the regular revision of the quarterly estimates of State personal income, the 1999 State estimates will also be revised to incorporate the fourth-quarter 1999 UI tabulations.

#### Relation of National and State Estimates of Personal Income

[Billions of dollars]

|   | 1996           | 1997           | 1998           |
|---|----------------|----------------|----------------|
| <b>Personal income, NIPAs</b> .....                     | <b>6,547.4</b> | <b>6,951.1</b> | <b>7,358.9</b> |
| <b>Less adjustments for:</b>                            |                |                |                |
| <b>Coverage differences</b> .....                       | <b>9.2</b>     | <b>8.9</b>     | <b>8.9</b>     |
| Federal workers abroad .....                            | 14.3           | 14.5           | 14.8           |
| Wage and salary disbursements .....                     | 9.5            | 9.6            | 9.8            |
| Other labor income .....                                | 4.4            | 4.4            | 4.5            |
| Dividends, interest, and rent <sup>1</sup> .....        | .9             | 1.0            | 1.0            |
| Less: Personal contributions for social insurance ..... | .5             | .5             | .5             |
| Rest-of-the-world <sup>2</sup> .....                    | -5.2           | -5.7           | -5.9           |
| Transfer payments to persons <sup>3</sup> .....         | .1             | .1             | 0              |
| <b>Use of more current source data</b> .....            | <b>.1</b>      | <b>.1</b>      | <b>-1.5</b>    |
| Wage and salary disbursements .....                     | .1             | .2             | -.8            |
| Farm proprietors' income .....                          | 0              | -1             | -7             |
| <b>Equals: State personal income</b> .....              | <b>6,538.1</b> | <b>6,942.1</b> | <b>7,351.5</b> |

1. Consists of the investment income received by federal retirement plans that is attributed to federal workers stationed abroad.

2. Consists of the wages and salaries received by U.S. residents working temporarily (less than a year) abroad and foreign residents working temporarily in the United States.

3. Consists of unemployment benefits paid by State employment security agencies to outlying areas of the United States, mainly in Puerto Rico.

NIPA National income and product accounts

1. The NIPA estimate is primarily based on national data from the monthly Bureau of Labor Statistics (BLS) establishment survey; the alternative estimate is primarily based on BLS tabulations of the wages and salaries of employees covered by unemployment insurance for the first three quarters of the year and on a BEA estimate for the fourth quarter. For more detailed information, see NIPA table 8.27 on page 131 of the December 1999 SURVEY and "Sources and Methods for the Quarterly Estimates of State Personal Income" in *State Personal Income, 1929–97* (Washington, DC: U.S. Government Printing Office, May 1999): M-39-M-42; or go to <www.bea.doc.gov>, select methodologies, regional, and then State Personal Income, 1929–97.

*Capital transfers.*—Estate and gift taxes, which are linked to the transfer of assets and are therefore capital transactions from the point of view of the household, were reclassified as capital transfers; thus, they are not a part of personal income.

Personal tax and nontax payments, which are subtracted from personal income to derive disposable personal income, were revised to exclude these taxes.

### Alternative Measures of Household Income

Three of the most widely used measures of household income are BEA's measure of personal income, the Census Bureau's measure of money income, and the Internal Revenue Service's measure of adjusted gross income of individuals.<sup>1</sup>

Personal income, in general, is a more comprehensive measure. Personal income is defined as the sum of wage and salary disbursements, other labor income, proprietors' income with inventory and capital consumption adjustments, rental income of persons with capital consumption adjustment, personal dividend income, personal interest income, and transfer payments to persons, less personal contributions for social insurance. These measures include incomes of individuals, nonprofit institutions that primarily serve individuals, private noninsured welfare funds, and private trust funds. Proprietors' income is treated in its entirety as received by individuals. Life insurance carriers and noninsured pension plans are not counted as persons, but their income (and saving) is credited to persons.

The national measure of personal income differs slightly from the State and local area measure. The national measure includes, but the State and local area measure excludes, the labor earnings of U.S. residents who are temporarily working and living abroad (mainly Federal Government employees).

Money income consists of income in cash and its equivalents that is received by individuals, and it excludes employer contributions to government employee retirement plans and to private health and pension funds, lump-sum payments except those received as part of earnings, certain in-kind transfer payments such as medicaid, medicare, and food stamps and imputed income.<sup>2</sup> Money income includes, but personal income excludes, personal contributions for social insurance, retirement income from government employee retirement plans and from private pensions and annuities, and income from interpersonal transfers, such as child support.

Adjusted gross income consists of the taxable income of individuals who filed a Federal income tax return. It includes, but personal income excludes, personal contributions for social insurance, gains and losses on the sale of assets, and retirement income from government

employee retirement plans and from private pensions and annuities. Adjusted gross income excludes, but personal income includes, the income of the recipients of taxable incomes who, legally or illegally, did not file an individual tax return.<sup>3</sup>

In addition, the presentation of personal income differs from that of money income. Personal income at the national, State, and local area levels is presented annually on a per capita basis. Money income at the national and State levels is presented annually both on a per capita basis and on a median basis.<sup>4</sup>

As part of personal income, BEA prepares estimates of wage and salary disbursements by State and county. The Census Bureau and the Bureau of Labor Statistics (BLS) also prepare county-level estimates of wages and salaries.<sup>5</sup>

The Census Bureau's *County Business Patterns (CBP)* employment and payroll data are an annual extension of the quinquennial economic censuses; the data are derived from Federal administrative records and from surveys of business establishments. The data exclude agricultural production employees, household employees, and most government employees.<sup>6</sup>

The BLS county wage data are received from the Covered Employment and Wages, or ES-202, program, a Federal-State cooperative program; the data are derived from tabulations of monthly employment and quarterly total wages of workers who are covered by State unemployment insurance (UI) and of Federal workers who are covered by the unemployment compensation for Federal employees (UCFE) program. The BLS data include civilian government and some agricultural production employees and household employees.

The BLS data account for 95 percent of the wage and salary component of BEA's estimates of personal income. The remainder consists of adjustments that BEA makes to account for employment and wages not covered, or not fully covered, by the State UI and UCFE programs.<sup>7</sup>

3. For additional information, see NIPA table 8.28 "Comparison of Personal Income in the NIPAs with Adjusted Gross Income as Published by the Internal Revenue Service," SURVEY 80 (April 2000): 122.

4. For local areas, the most recent estimates of money income on a per capita basis are those for 1989, and on a median household basis, those for 1995.

5. For a complete description of the differences between the three sources of wages, see the box "Alternative Measures of County Employment and Wages," SURVEY 79 (May 1999): 53.

6. The CBP data cover only government employees who work in government hospitals, depository institutions, Federal and federally sponsored credit agencies, liquor stores, and wholesale liquor establishments.

7. See table 8.27 "Relation of Wages and Salaries in the National Income and Product Accounts (NIPAs) to Wages and Salaries as Published by the Bureau of Labor Statistics (BLS)," SURVEY 80 (April 2000): 122.

1. For additional information, see the Census Bureau's annual publication *Money Income in the United States*, the Internal Revenue Service's annual publication *Statistics of Income—Individual Income Tax Returns*, and Thae S. Park, "Comparison of BEA Estimates of Personal Income and IRS Estimates of Adjusted Gross Income: New Estimates for 1997 and Revised Estimates for 1959-96," SURVEY 80 (February 2000): 12-23.

2. For a description of the imputations included in personal income, see table 8.21 "Imputations in the National Income and Product Accounts," SURVEY 80 (April 2000): 119-120.

### Statistical changes

**Wage and salary disbursements.**—For 1993–98, the State estimates of the wages and salaries paid by farms, like the national estimates, were revised to incorporate estimates from the USDA that are now based on data from the 1997 Census of Agriculture. The 1997–98 estimates of the wages paid by farm labor contractors were revised to incorporate data from the 1997 census, and the 1993–96 estimates were revised to incorporate interpolations of data from the 1992 census and data from the 1997 census.

**Other labor income.**—The State estimates of employer contributions for workers' compensation insurance, like the national estimates, were improved by the addition of data for nine State-chartered insurance carriers from the National Council on Compensation Insurance, the National Association of Insurance Commissioners, and the American Association of State Compensation Insurance Funds. Data for these carriers are not included in the primary source data for the na-

tional estimates, which are obtained from A.M. Best Company, Inc.

**Farm proprietors' income.**—The national and State estimates of farm proprietors' income are based mainly on estimates of the income of all farms from the USDA. BEA adjusts the USDA estimates to conform to the accounting definitions of business income that are used by BEA and to exclude BEA's estimates of the income of corporate farms.

The revised estimates of farm proprietors' income incorporate USDA estimates for 1990–98 that are based on data from the 1997 Census of Agriculture. In addition, the revised State estimates of the income of corporate farms for 1997–98 incorporate data from the 1997 Census of Agriculture, and the revised estimates for 1993–96 incorporate interpolations of data from the 1992 census and from the 1997 census. Data from USDA's Agricultural Resource Management Study (formerly the Farm Costs and Returns Survey) were used to interpolate and extrapolate the census data used to prepare the corporate estimates.<sup>10</sup>

10. In this comprehensive revision, the NIPA estimates of farm proprietors' income were improved by adopting the State farm proprietors' income method-

### Data Availability

This article presents a summary of the estimates of personal income, per capita personal income, disposable personal income, and per capita disposable personal income for 1969–99, estimates of personal income by major source and earnings by industry for 1993–98 and earnings by major industry for 1999, estimates of personal income for the first quarter of 1997 through the fourth quarter of 1999, and estimates of personal income by major source and earnings by major industry for the second quarter of 1998 through the fourth quarter of 1999.

The detailed State estimates are available on a new CD-ROM. To order the CD-ROM *State Personal Income, 1969–98* (price \$35, product number RCN-0249), call the Order Desk at 1-800-704-0415 (outside the United States, call 202-606-9666).

The estimates are also available on BEA's Web site; go to <[www.bea.doc.gov/bea/regional/spi/recent.htm](http://www.bea.doc.gov/bea/regional/spi/recent.htm)>, and look for the annual State estimates that are organized in the following files.

- Summary personal income and disposable personal income (which includes per capita personal income, per capita disposable personal income, and population) for 1969–99
- Personal income by major source and earnings by industry (Standard Industrial Classification (SIC) two digit) for 1969–98
- Wage and salary disbursements by industry (SIC two digit) for 1969–98
- Total full-time and part-time employment by industry (SIC two digit) for 1969–98

- Full-time and part-time wage and salary employment by industry (SIC two digit) for 1969–98
- State economic profiles (which include a selection of data from several of the other tables and component detail for dividends, interest, and rent) for 1969–98
- Transfer payments (by major program) for 1969–98
- Farm income and expenses (which include the major categories of gross receipts and expenses for all farms and for measures of farm income) for 1969–98
- Personal tax and nontax payments (by level of government and by type) for 1969–98

Go to <[www.bea.doc.gov/bea/regional/sq/sq.htm](http://www.bea.doc.gov/bea/regional/sq/sq.htm)>, and look for the quarterly State estimates for 1969–99 that are organized in the following files.

- Quarterly personal income
- Personal income by major source and earnings by major industry (SIC division level)
- Wage and salary disbursements by major industry (SIC division level)

For more information about these estimates, call the Regional Economic Information System at 202-606-5360, fax 202-606-5322, or E-mail <[reis.remd@bea.doc.gov](mailto:reis.remd@bea.doc.gov)>.



*Nonfarm proprietors' income.*—The revised estimates of nonfarm proprietors' income for 1995–98 incorporate newly available tabulations of data by State from Federal income tax returns of sole proprietors and partnerships for 1995–96. Previously, these estimates were based on extrapolations of the 1994 tax-return data.

In addition, the State estimates for chemicals and allied products manufacturing were adjusted to exclude the income of corporate partners, because partnership income to corporations is not included in personal income.

*Dividends, interest, and rent.*—The State estimates of personal dividend income were improved by the separate estimation of the dividends received from “S-corporations,” which are generally small corporations that use Internal Revenue Service (IRS) form 1120S to file their Federal corporate income tax returns. The State estimates of these dividends are based on “S-Corporation net income less loss” by State from the IRS *Statistics of Income* series. Previously, the State estimates of personal dividend income were based on IRS data that did not include the S-corporation dividends.

*Transfer payments.*—The State estimates of the benefits under the Federally aided foster care program are improved by the use of current, annual data from the Department of Health and Human Services on the Federal grants that are made to the States. The data are adjusted to reflect the fund-matching percentage that is required of each State. Previously, the estimates of the payments to foster care families were based on civilian population by State, and the estimates of the payments to the nonprofit organizations that typically supervise this program were based on extrapolations of 1969 data. This change was made because in the NIPAs, the payments for foster care and adoption assistance have been reclassified as “other” public assistance.

*Adjustment for residence.*—In the derivation of State personal income, estimates of the net inflow of the labor earnings of interstate commuters are added to the State estimates of the net labor earnings by place of work in order to yield net labor earnings by place of residence.<sup>11</sup>

The State residence adjustment estimates are revised to include in State personal income the wages

and salaries of foreign residents temporarily working in the United States.<sup>12</sup> Previously, the income of these persons was excluded from State personal income.

*Personal tax and nontax payments.*—The revised estimates of net Federal income tax payments incorporate State data for 1990–95 on social security and medicare tax payments from the Social Security Administration.<sup>13</sup>

## Revisions

The comprehensive revision of State personal income caused large percentage revisions to the estimates for a few States. For all years, personal income for the Nation and for most States was revised up (table E). The revisions to the national totals of the components of personal income had differing effects on the individual State estimates because of the differing structures of the States' economies, but the primary source of the revisions to the State estimates was the reclassification of government employee retirement plans. The changes in the State-level methodology also had differing effects, so the percentage revisions to the State estimates varied widely. However, the long-term growth rates in State personal income and the rankings of States by per capita personal income were little changed.

*Revisions to long-term growth rates.*—The average annual percent change in personal income for the United States was revised up 0.1 percentage point for 1969–98. At the State level, the revisions to the growth rates ranged from an upward revision of 0.2 percentage point to a downward revision of 0.1 percentage point (see table F).

The average annual percent changes in personal income for 1969–98 were unrevised for 9 States, were revised up 0.1 percentage point for 30 States, and were revised up 0.2 percentage point for 11 States. The only downward revision was 0.1 percentage point for Delaware.

The States with the largest revisions to the average annual percent changes in personal income over the current expansion (from the first quarter of 1991—the trough of the last recession—to the third quarter of 1999) were Rhode Island—up 0.5 percentage point—and the District of Columbia—down 0.9 percentage point. For 40 States, the

ology. This change in the NIPAs eliminates the difference between the two series.

11. Net labor earnings are wage and salary disbursements plus other labor income minus personal contributions for social insurance by employees. No residence adjustment is required for the other components, because they are estimated from data that are on a place-of-residence basis.

12. For additional information on this coverage difference between the NIPAs and State personal income, see the box “Personal Income in the NIPAs and State Personal Income.”

13. The State estimates of these payments are derived as total tax liability less social security and medicare tax payments by the self-employed and the nonrefundable portion of the earned income tax credit.

revisions to the growth rates were between +0.2 percentage point and -0.2 percentage point.

The rankings of the four fastest growing States over the current expansion remain unchanged, and the top 10 States are the same. Similarly, the rankings of the four slowest growing States remain unchanged, and the bottom 10 States are the same.

*Revisions to the estimates for 1997.*—The nearly across-the-board upward revisions to the State estimates for 1997—the most recent year that detailed State estimates are available for analysis—largely reflected the reclassification of government

employee retirement plans at the national level. This change resulted in substantial upward revisions to the estimates of other labor income and of dividends, interest, and rent and in downward revisions to the estimates of transfer payments and personal contributions for social insurance (table G).

For 1997, personal income for the Nation was revised up \$171.5 billion, or 2.5 percent, to \$6,942.1 billion. The reclassification of govern-

Table E.—Revisions to Personal Income for States and Regions for Selected Years

(Millions of dollars)

| State and region            | Revision     |                |                |                |                | Percent revision |            |            |            |            | Percent contribution to U.S. revision |              |              |              |              |
|-----------------------------|--------------|----------------|----------------|----------------|----------------|------------------|------------|------------|------------|------------|---------------------------------------|--------------|--------------|--------------|--------------|
|                             | 1969         | 1992           | 1996           | 1997           | 1998           | 1969             | 1992       | 1996       | 1997       | 1998       | 1969                                  | 1992         | 1996         | 1997         | 1998         |
| <b>United States</b> .....  | <b>1,310</b> | <b>137,258</b> | <b>130,000</b> | <b>171,464</b> | <b>193,371</b> | <b>0.2</b>       | <b>2.6</b> | <b>2.0</b> | <b>2.5</b> | <b>2.7</b> | <b>100.0</b>                          | <b>100.0</b> | <b>100.0</b> | <b>100.0</b> | <b>100.0</b> |
| <b>New England</b> .....    | <b>-450</b>  | <b>4,105</b>   | <b>-396</b>    | <b>3,526</b>   | <b>4,870</b>   | <b>-9</b>        | <b>1.3</b> | <b>-1</b>  | <b>.9</b>  | <b>1.1</b> | <b>-34.4</b>                          | <b>3.0</b>   | <b>-3</b>    | <b>2.1</b>   | <b>2.5</b>   |
| Connecticut .....           | -24          | 1,030          | -1,550         | -696           | -1,240         | -2               | 1.1        | -1.4       | -6         | -1.0       | -1.8                                  | .8           | -1.2         | -4           | -6           |
| Maine .....                 | -7           | 446            | 500            | 643            | 696            | -2               | 2.0        | 1.9        | 2.4        | 2.4        | -5                                    | .3           | .4           | .4           | .4           |
| Massachusetts .....         | -408         | 2,057          | 239            | 2,191          | 3,562          | -1.7             | 1.4        | .1         | 1.1        | 1.8        | -31.1                                 | 1.5          | .2           | 1.3          | 1.8          |
| New Hampshire .....         | -22          | -106           | -405           | 7              | 332            | -8               | -4         | -1.3       | 0          | 1.0        | -1.7                                  | -1           | -3           | 0            | .2           |
| Rhode Island .....          | 12           | 441            | 751            | 1,165          | 1,300          | .3               | 2.1        | 3.1        | 4.6        | 4.9        | .9                                    | .3           | .6           | .7           | .7           |
| Vermont .....               | 0            | 237            | 69             | 215            | 220            | 0                | 2.2        | .5         | 1.6        | 1.5        | 0                                     | .2           | .1           | .1           | .1           |
| <b>Mideast</b> .....        | <b>-199</b>  | <b>18,164</b>  | <b>10,091</b>  | <b>14,667</b>  | <b>18,755</b>  | <b>-1</b>        | <b>1.7</b> | <b>.8</b>  | <b>1.1</b> | <b>1.4</b> | <b>-15.2</b>                          | <b>13.2</b>  | <b>7.8</b>   | <b>8.6</b>   | <b>9.7</b>   |
| Delaware .....              | -13          | 64             | -354           | -655           | -395           | -5               | .4         | -1.8       | -3.1       | -1.8       | -1.0                                  | 0            | -3           | -4           | -2           |
| District of Columbia .....  | -23          | 807            | 54             | -291           | -538           | -7               | 4.8        | .3         | -1.5       | -2.8       | -1.8                                  | .6           | 0            | -2           | -3           |
| Maryland .....              | 94           | 3,971          | 2,741          | 2,174          | 2,595          | .6               | 3.4        | 2.0        | 1.5        | 1.7        | 7.2                                   | 2.9          | 2.1          | 1.3          | 1.3          |
| New Jersey .....            | -95          | -1,147         | -722           | 1,687          | 2,818          | -3               | -5         | -3         | .6         | 1.0        | -7.3                                  | -8           | -6           | 1.0          | 1.5          |
| New York .....              | -143         | 7,286          | 4,600          | 5,134          | 7,293          | -2               | 1.6        | .9         | .9         | 1.3        | -10.9                                 | 5.3          | 3.5          | 3.0          | 3.8          |
| Pennsylvania .....          | -20          | 7,182          | 3,771          | 6,619          | 6,981          | 0                | 2.9        | 1.3        | 2.1        | 2.2        | -1.5                                  | 5.2          | 2.9          | 3.9          | 3.6          |
| <b>Great Lakes</b> .....    | <b>909</b>   | <b>24,681</b>  | <b>25,252</b>  | <b>36,950</b>  | <b>41,342</b>  | <b>.6</b>        | <b>2.9</b> | <b>2.4</b> | <b>3.3</b> | <b>3.6</b> | <b>69.4</b>                           | <b>18.0</b>  | <b>19.4</b>  | <b>21.5</b>  | <b>21.4</b>  |
| Illinois .....              | -200         | 6,581          | 7,830          | 9,972          | 11,288         | -4               | 2.5        | 2.5        | 3.0        | 3.2        | -15.3                                 | 4.8          | 6.0          | 5.8          | 5.8          |
| Indiana .....               | 65           | 2,877          | 3,320          | 4,332          | 5,289          | .3               | 2.7        | 2.6        | 3.2        | 3.7        | 5.0                                   | 2.1          | 2.6          | 2.5          | 2.7          |
| Michigan .....              | 553          | 4,059          | 4,524          | 8,193          | 8,977          | 1.5              | 2.2        | 1.9        | 3.4        | 3.5        | 42.2                                  | 3.0          | 3.5          | 4.8          | 4.6          |
| Ohio .....                  | 259          | 8,456          | 6,656          | 9,839          | 10,079         | .6               | 3.9        | 2.6        | 3.6        | 3.6        | 19.8                                  | 6.2          | 5.1          | 5.7          | 5.2          |
| Wisconsin .....             | 233          | 2,708          | 2,924          | 4,616          | 5,709          | 1.4              | 2.8        | 2.5        | 3.7        | 4.3        | 17.8                                  | 2.0          | 2.2          | 2.7          | 3.0          |
| <b>Plains</b> .....         | <b>246</b>   | <b>9,702</b>   | <b>14,230</b>  | <b>16,915</b>  | <b>18,505</b>  | <b>.4</b>        | <b>2.8</b> | <b>3.3</b> | <b>3.8</b> | <b>3.9</b> | <b>18.8</b>                           | <b>7.1</b>   | <b>10.9</b>  | <b>9.9</b>   | <b>9.6</b>   |
| Iowa .....                  | 57           | 1,605          | 1,937          | 2,177          | 2,077          | .6               | 3.1        | 3.1        | 3.3        | 3.0        | 4.4                                   | 1.2          | 1.5          | 1.3          | 1.1          |
| Kansas .....                | 21           | 1,440          | 1,384          | 1,492          | 1,529          | .3               | 2.9        | 2.4        | 2.4        | 2.3        | 1.6                                   | 1.0          | 1.1          | .9           | .8           |
| Minnesota .....             | 89           | 2,553          | 4,787          | 6,070          | 7,570          | .6               | 2.7        | 4.1        | 4.9        | 5.8        | 6.8                                   | 1.9          | 3.7          | 3.5          | 3.9          |
| Missouri .....              | 29           | 2,192          | 2,727          | 3,967          | 3,799          | .2               | 2.2        | 2.2        | 3.1        | 2.9        | 2.2                                   | 1.6          | 2.1          | 2.3          | 2.0          |
| Nebraska .....              | 1            | 851            | 1,966          | 1,884          | 1,841          | 0                | 2.8        | 5.2        | 4.8        | 4.5        | .1                                    | .6           | 1.5          | 1.1          | 1.0          |
| North Dakota .....          | 26           | 524            | 624            | 495            | 745            | 1.4              | 4.9        | 4.8        | 3.8        | 5.4        | 2.0                                   | .4           | .5           | .3           | .4           |
| South Dakota .....          | 25           | 537            | 807            | 830            | 943            | 1.3              | 4.4        | 5.4        | 5.3        | 5.8        | 1.9                                   | .4           | .6           | .5           | .5           |
| <b>Southeast</b> .....      | <b>409</b>   | <b>40,585</b>  | <b>44,406</b>  | <b>51,684</b>  | <b>53,042</b>  | <b>.3</b>        | <b>3.6</b> | <b>3.2</b> | <b>3.5</b> | <b>3.4</b> | <b>31.2</b>                           | <b>29.6</b>  | <b>34.2</b>  | <b>30.1</b>  | <b>27.4</b>  |
| Alabama .....               | 22           | 2,700          | 2,093          | 2,500          | 2,389          | .2               | 3.9        | 2.5        | 2.8        | 2.6        | 1.7                                   | 2.0          | 1.6          | 1.5          | 1.2          |
| Arkansas .....              | -11          | 1,477          | 1,584          | 1,902          | 1,962          | -2               | 3.9        | 3.4        | 3.8        | 3.8        | -8                                    | 1.1          | 1.2          | 1.1          | 1.0          |
| Florida .....               | -12          | 10,200         | 11,330         | 12,579         | 13,555         | 0                | 3.8        | 3.3        | 3.5        | 3.5        | -9                                    | 7.4          | 8.7          | 7.3          | 7.0          |
| Georgia .....               | -38          | 2,998          | 4,979          | 5,238          | 5,454          | -3               | 2.3        | 3.0        | 2.9        | 2.8        | -2.9                                  | 2.2          | 3.8          | 3.1          | 2.8          |
| Kentucky .....              | 84           | 2,382          | 2,609          | 2,746          | 2,440          | .9               | 3.8        | 3.5        | 3.4        | 2.9        | 6.4                                   | 1.7          | 2.0          | 1.6          | 1.3          |
| Louisiana .....             | 28           | 2,495          | 2,780          | 3,419          | 3,448          | .3               | 3.6        | 3.3        | 3.8        | 3.7        | 2.1                                   | 1.8          | 2.1          | 2.0          | 1.8          |
| Mississippi .....           | 53           | 1,431          | 1,748          | 2,120          | 2,127          | 1.0              | 3.9        | 3.7        | 4.3        | 4.1        | 4.0                                   | 1.0          | 1.3          | 1.2          | 1.1          |
| North Carolina .....        | 113          | 6,062          | 6,459          | 7,691          | 7,973          | .7               | 4.9        | 4.0        | 4.5        | 4.4        | 8.6                                   | 4.4          | 5.0          | 4.5          | 4.1          |
| South Carolina .....        | 58           | 2,738          | 2,852          | 3,483          | 3,859          | .8               | 4.6        | 3.9        | 4.5        | 4.7        | 4.4                                   | 2.0          | 2.2          | 2.0          | 2.0          |
| Tennessee .....             | 34           | 2,960          | 3,590          | 4,162          | 4,512          | .3               | 3.2        | 3.1        | 3.4        | 3.5        | 2.6                                   | 2.2          | 2.8          | 2.4          | 2.3          |
| Virginia .....              | 60           | 4,350          | 3,587          | 4,599          | 3,842          | .4               | 3.2        | 2.2        | 2.6        | 2.1        | 4.6                                   | 3.2          | 2.8          | 2.7          | 2.0          |
| West Virginia .....         | 18           | 791            | 795            | 1,245          | 1,482          | .4               | 2.8        | 2.4        | 3.7        | 4.2        | 1.4                                   | .6           | .6           | .7           | .8           |
| <b>Southwest</b> .....      | <b>-82</b>   | <b>9,750</b>   | <b>9,769</b>   | <b>12,829</b>  | <b>15,246</b>  | <b>-2</b>        | <b>2.0</b> | <b>1.6</b> | <b>1.9</b> | <b>2.2</b> | <b>-6.3</b>                           | <b>7.1</b>   | <b>7.5</b>   | <b>7.5</b>   | <b>7.9</b>   |
| Arizona .....               | 37           | 2,120          | 2,396          | 3,808          | 4,887          | .6               | 3.1        | 2.6        | 3.8        | 4.5        | 2.8                                   | 1.5          | 1.8          | 2.2          | 2.5          |
| New Mexico .....            | 13           | 1,047          | 1,406          | 1,686          | 1,935          | .4               | 4.2        | 4.4        | 5.1        | 5.6        | 1.0                                   | .8           | 1.1          | 1.0          | 1.0          |
| Oklahoma .....              | 19           | 2,218          | 2,539          | 2,421          | 2,881          | .2               | 4.1        | 4.0        | 3.6        | 4.1        | 1.5                                   | 1.6          | 2.0          | 1.4          | 1.5          |
| Texas .....                 | -151         | 4,365          | 3,428          | 4,915          | 5,543          | -4               | 1.3        | .8         | 1.1        | 1.1        | -11.5                                 | 3.2          | 2.6          | 2.9          | 2.9          |
| <b>Rocky Mountain</b> ..... | <b>69</b>    | <b>4,546</b>   | <b>5,254</b>   | <b>7,857</b>   | <b>9,637</b>   | <b>.4</b>        | <b>3.2</b> | <b>2.8</b> | <b>3.9</b> | <b>4.5</b> | <b>5.3</b>                            | <b>3.3</b>   | <b>4.0</b>   | <b>4.6</b>   | <b>5.0</b>   |
| Colorado .....              | -52          | 1,517          | 2,277          | 4,085          | 4,595          | -6               | 2.1        | 2.3        | 3.9        | 4.0        | -4.0                                  | 1.1          | 1.8          | 2.4          | 2.4          |
| Idaho .....                 | 25           | 682            | 755            | 789            | 1,276          | 1.1              | 3.9        | 3.2        | 3.2        | 4.9        | 1.9                                   | .5           | .6           | .5           | .7           |
| Montana .....               | 34           | 471            | 446            | 412            | 844            | 1.5              | 3.5        | 2.7        | 2.4        | 4.7        | 2.6                                   | .3           | .3           | .2           | .4           |
| Utah .....                  | 53           | 1,485          | 1,498          | 2,089          | 2,420          | 1.7              | 5.2        | 3.9        | 5.0        | 5.5        | 4.0                                   | 1.1          | 1.2          | 1.2          | 1.3          |
| Wyoming .....               | 8            | 391            | 276            | 482            | 502            | .7               | 4.5        | 2.7        | 4.4        | 4.5        | .6                                    | .3           | .2           | .3           | .3           |
| <b>Far West</b> .....       | <b>408</b>   | <b>25,725</b>  | <b>21,393</b>  | <b>27,034</b>  | <b>31,972</b>  | <b>.3</b>        | <b>2.8</b> | <b>2.0</b> | <b>2.3</b> | <b>2.6</b> | <b>31.1</b>                           | <b>18.7</b>  | <b>16.5</b>  | <b>15.8</b>  | <b>16.5</b>  |
| Alaska .....                | 32           | 1,088          | 1,049          | 1,211          | 1,301          | 2.3              | 8.4        | 7.1        | 8.0        | 8.2        | 2.4                                   | .8           | .8           | .7           | .7           |
| California .....            | 292          | 16,898         | 13,824         | 15,917         | 19,552         | .3               | 2.5        | 1.7        | 1.9        | 2.2        | 22.3                                  | 12.3         | 10.6         | 9.3          | 10.1         |
| Hawaii .....                | 47           | 1,487          | 609            | 764            | 588            | 1.4              | 5.6        | 2.0        | 2.5        | 2.9        | 3.6                                   | 1.1          | .5           | .4           | .3           |
| Nevada .....                | 13           | 1,243          | 1,919          | 2,768          | 3,124          | .6               | 4.3        | 4.6        | 6.2        | 6.5        | 1.0                                   | .9           | 1.5          | 1.6          | 1.6          |
| Oregon .....                | 8            | 2,614          | 2,405          | 3,461          | 3,733          | .1               | 4.7        | 3.3        | 4.5        | 4.6        | .6                                    | 1.9          | 1.9          | 2.0          | 1.9          |
| Washington .....            | 15           | 2,396          | 1,587          | 2,913          | 3,674          | .1               | 2.2        | 1.2        | 2.0        | 2.3        | 1.1                                   | 1.7          | 1.2          | 1.7          | 1.9          |

NOTE.—Estimates may not add to totals because of rounding.



ment employee retirement plans accounted for \$103.0 billion, or 1.5 percent of this revision.<sup>14</sup>

By region, the reclassification affected personal income for the Far West and Southeast regions the most, and it affected the New England region the least. By State, it affected personal income in Alaska the most—a 6.5 percent upward revision—and New Hampshire and New York, the least—a 0.6 percent upward revision.

*Revisions to the estimates for 1998.*—Personal income for the Nation for 1998 was revised up \$193.4 billion, or 2.7 percent, to \$7,351.5 billion. The revisions to State personal income for 1998 reflected both the methodological improvements and the incorporation of newly available source data.

The Great Lakes and Southeast regions accounted for nearly half of the upward revision to U.S. personal income for 1998. The Southeast region accounted for 27.4 percent of the U.S. revision; the revisions for all the States in this region except Alabama and Virginia exceeded the U.S. revision of 2.7 percent. The Great Lakes region accounted for 21.4 percent of the U.S. revision; the revisions for all five States in this region exceeded the U.S. revision. The Mideast region, which accounted for 18.9 percent of U.S. personal income, accounted for only 9.7 percent of the U.S. revision; the revisions for all five States and for the District of Columbia were less than the U.S. revision.

The revisions for six States and for the District of Columbia differed by more than 3.0 percentage points from the U.S. revision. Personal income for four States was revised up, and for two States and the District of Columbia, it was revised down (table H).

For 1998, personal income for Alaska had the largest percent revision, up 8.2 percent, or \$1.3 billion. The components with the largest upward revisions to personal income were dividends, interest, and rent (6.9 percent) and other labor income (4.3 percent). These revisions more than offset a 4.1-percent downward revision to personal income that was caused by transfer payments. These revisions were mainly due to the reclassification of government employee retirement plans; government and government enterprises account for a much larger proportion of economic activity in Alaska than in most States.

Personal income for Nevada, Minnesota, and South Dakota was revised up, mainly because of

upward revisions to dividends, interest, and rent. Nevada also had a substantial upward revision to other labor income.

For Connecticut, personal income was revised down as a result of downward revisions to dividends, interest, and rent and to nonfarm proprietors' income. Connecticut was the only State to have a downward revision to dividends, interest,

**Table F. Revisions to Average Annual Growth Rates in Personal Income**  
[Percent]

| State and region            | 1969-98              |            |            | 1991:I-1999:III      |            |           |
|-----------------------------|----------------------|------------|------------|----------------------|------------|-----------|
|                             | Previously published | Revised    | Revision   | Previously published | Revised    | Revision  |
| <b>United States</b> .....  | <b>8.0</b>           | <b>8.1</b> | <b>0.1</b> | <b>5.4</b>           | <b>5.4</b> | <b>0</b>  |
| <b>New England</b> .....    | <b>7.7</b>           | <b>7.8</b> | <b>.1</b>  | <b>5.0</b>           | <b>5.2</b> | <b>.2</b> |
| Connecticut .....           | 7.6                  | 7.6        | 0          | 5.0                  | 4.8        | -.2       |
| Maine .....                 | 7.9                  | 8.0        | .1         | 4.3                  | 4.7        | .4        |
| Massachusetts .....         | 7.6                  | 7.7        | .1         | 5.2                  | 5.6        | .4        |
| New Hampshire .....         | 9.2                  | 9.2        | 0          | 5.5                  | 5.8        | .3        |
| Rhode Island .....          | 7.2                  | 7.3        | .1         | 4.1                  | 4.6        | .5        |
| Vermont .....               | 8.1                  | 8.2        | .1         | 5.0                  | 5.0        | 0         |
| <b>Mideast</b> .....        | <b>7.2</b>           | <b>7.3</b> | <b>.1</b>  | <b>4.6</b>           | <b>4.7</b> | <b>.1</b> |
| Delaware .....              | 8.0                  | 7.9        | -.1        | 5.5                  | 5.4        | -.1       |
| District of Columbia .....  | 6.1                  | 6.1        | 0          | 3.2                  | 2.3        | -.9       |
| Maryland .....              | 8.1                  | 8.1        | 0          | 4.8                  | 4.7        | -.1       |
| New Jersey .....            | 7.7                  | 7.7        | 0          | 5.0                  | 5.1        | .1        |
| New York .....              | 6.9                  | 6.9        | 0          | 4.6                  | 4.7        | .1        |
| Pennsylvania .....          | 7.0                  | 7.1        | .1         | 4.4                  | 4.3        | -.1       |
| <b>Great Lakes</b> .....    | <b>7.1</b>           | <b>7.2</b> | <b>.1</b>  | <b>5.2</b>           | <b>5.2</b> | <b>0</b>  |
| Illinois .....              | 7.1                  | 7.2        | .1         | 5.4                  | 5.5        | .1        |
| Indiana .....               | 7.2                  | 7.3        | .1         | 5.3                  | 5.4        | .1        |
| Michigan .....              | 7.0                  | 7.1        | .1         | 5.0                  | 5.3        | .3        |
| Ohio .....                  | 6.9                  | 7.0        | .1         | 4.8                  | 4.7        | -.1       |
| Wisconsin .....             | 7.5                  | 7.6        | .1         | 5.5                  | 5.6        | .1        |
| <b>Plains</b> .....         | <b>7.5</b>           | <b>7.6</b> | <b>.1</b>  | <b>5.3</b>           | <b>5.3</b> | <b>0</b>  |
| Iowa .....                  | 6.8                  | 6.9        | .1         | 5.0                  | 4.9        | -.1       |
| Kansas .....                | 7.6                  | 7.7        | .1         | 5.1                  | 5.1        | 0         |
| Minnesota .....             | 8.0                  | 8.2        | .2         | 5.9                  | 6.0        | .1        |
| Missouri .....              | 7.5                  | 7.6        | .1         | 5.0                  | 5.1        | .1        |
| Nebraska .....              | 7.4                  | 7.5        | .1         | 5.2                  | 5.3        | .1        |
| North Dakota .....          | 7.2                  | 7.3        | .1         | 4.9                  | 4.2        | -.7       |
| South Dakota .....          | 7.6                  | 7.7        | .1         | 5.5                  | 5.4        | -.1       |
| <b>Southeast</b> .....      | <b>8.9</b>           | <b>9.0</b> | <b>.1</b>  | <b>5.8</b>           | <b>5.8</b> | <b>0</b>  |
| Alabama .....               | 8.2                  | 8.3        | .1         | 5.2                  | 5.0        | -.2       |
| Arkansas .....              | 8.4                  | 8.5        | .1         | 5.5                  | 5.5        | 0         |
| Florida .....               | 10.0                 | 10.1       | .1         | 5.8                  | 5.7        | -.1       |
| Georgia .....               | 9.3                  | 9.4        | .1         | 7.0                  | 7.1        | .1        |
| Kentucky .....              | 7.9                  | 7.9        | 0          | 5.5                  | 5.5        | 0         |
| Louisiana .....             | 7.8                  | 8.0        | .2         | 4.8                  | 4.8        | 0         |
| Mississippi .....           | 8.2                  | 8.3        | .1         | 5.8                  | 5.9        | .1        |
| North Carolina .....        | 8.9                  | 9.1        | .2         | 6.3                  | 6.4        | .1        |
| South Carolina .....        | 8.7                  | 8.9        | .2         | 5.5                  | 5.6        | .1        |
| Tennessee .....             | 8.7                  | 8.8        | .1         | 6.1                  | 6.2        | .1        |
| Virginia .....              | 8.8                  | 8.8        | 0          | 5.4                  | 5.3        | -.1       |
| West Virginia .....         | 7.0                  | 7.2        | .2         | 4.0                  | 4.1        | .1        |
| <b>Southwest</b> .....      | <b>9.2</b>           | <b>9.3</b> | <b>.1</b>  | <b>6.5</b>           | <b>6.6</b> | <b>.1</b> |
| Arizona .....               | 10.5                 | 10.6       | .1         | 7.6                  | 7.7        | .1        |
| New Mexico .....            | 8.9                  | 9.1        | .2         | 5.6                  | 5.8        | .2        |
| Oklahoma .....              | 7.8                  | 7.9        | .1         | 4.6                  | 4.6        | 0         |
| Texas .....                 | 9.3                  | 9.4        | .1         | 6.6                  | 6.7        | .1        |
| <b>Rocky Mountain</b> ..... | <b>9.1</b>           | <b>9.3</b> | <b>.2</b>  | <b>7.1</b>           | <b>7.3</b> | <b>.2</b> |
| Colorado .....              | 9.6                  | 9.8        | .2         | 7.7                  | 8.0        | .3        |
| Idaho .....                 | 8.7                  | 8.9        | .2         | 6.7                  | 7.1        | .4        |
| Montana .....               | 7.4                  | 7.5        | .1         | 4.9                  | 4.8        | -.1       |
| Utah .....                  | 9.5                  | 9.6        | .1         | 7.5                  | 7.5        | 0         |
| Wyoming .....               | 8.1                  | 8.2        | .1         | 4.3                  | 4.7        | .4        |
| <b>Far West</b> .....       | <b>8.5</b>           | <b>8.5</b> | <b>0</b>   | <b>5.2</b>           | <b>5.3</b> | <b>.1</b> |
| Alaska .....                | 8.8                  | 9.0        | .2         | 3.5                  | 3.6        | .1        |
| California .....            | 8.3                  | 8.4        | .1         | 4.9                  | 4.9        | 0         |
| Hawaii .....                | 8.0                  | 8.0        | 0          | 3.2                  | 3.0        | -.2       |
| Nevada .....                | 11.3                 | 11.5       | .2         | 8.7                  | 9.0        | .3        |
| Oregon .....                | 8.5                  | 8.7        | .2         | 6.4                  | 6.3        | -.1       |
| Washington .....            | 8.8                  | 8.9        | .1         | 6.5                  | 6.7        | .2        |

14. This amount differs slightly from that presented in the table "Revisions to Personal Income and Its Disposition" in the December 1999 SURVEY (page 27) for the NIPAs, because of an adjustment to the State estimates for Federal workers stationed abroad and because of a small amount of personal interest income that is not estimated separately by State.

and rent, primarily reflecting the incorporation of IRS data on dividends from S-corporations.

For Delaware, personal income was revised down as a result of a sharp downward revision to nonfarm proprietors' income in the chemicals and allied products manufacturing industry, which accounts for a large proportion of economic activity in Delaware.

For the District of Columbia, personal income was revised down as a result of an especially large downward revision to transfer payments. The large

downward revision reflected the many government retirees who live in the District of Columbia and whose benefits from government retirement plans are no longer treated as government transfer payments. In addition, the upward revision to dividends, interest, and rent was small because downward revisions due to the incorporation of IRS data for personal interest income offset the upward revisions from the reclassification of government employee retirement plans.

Table G.—Effect of the Reclassification of Government Employee Retirement Plans on Personal Income for 1997

| State and region            | Millions of dollars            |  | Percent<br>Personal<br>income<br>revision | Percent revisions as a result of the reclassification |                                    |  |                                      |                                     |                      |
|-----------------------------|--------------------------------|--|---|---|------------------------------------|--|--------------------------------------|-------------------------------------|----------------------|
|                             | Personal<br>income<br>revision | Revision from<br>the<br>reclassification |   | Total   | Other labor<br>income <sup>1</sup> | Less:<br>personal<br>contributions<br>for social<br>insurance <sup>1</sup> | Residence<br>adjustment <sup>1</sup> | Dividends,<br>interest,<br>and rent | Transfer<br>payments |
| <b>United States</b> .....  | <b>171,464</b>                 | <b>102,957</b>                           | <b>2.5</b>                                | <b>1.5</b>  | <b>1.5</b>                         | <b>0.4</b>   | <b>0</b>                             | <b>1.8</b>                          | <b>-2.2</b>          |
| <b>New England</b> .....    | <b>3,526</b>                   | <b>3,551</b>                             | <b>.9</b>                                 | <b>.9</b>   | <b>1.2</b>                         | <b>.3</b>  | <b>0</b>                             | <b>1.0</b>                          | <b>-1.7</b>          |
| Connecticut .....           | 696                            | 862                                      | -6  | .7  | .9                                 | .3   | 0                                    | .9                                  | -1.4                 |
| Maine .....                 | 643                            | 217                                      | 2.4                                       | .8  | 1.8                                | .6   | -1                                   | 1.1                                 | -2.6                 |
| Massachusetts .....         | 2,191                          | 1,765                                    | 1.1                                       | .9  | 1.3                                | .3   | 0                                    | 1.0                                 | -1.7                 |
| New Hampshire .....         | 7                              | 196                                      | 0   | .6  | .6                                 | .3   | .3                                   | 1.0                                 | -1.6                 |
| Rhode Island .....          | 1,165                          | 398                                      | 4.6                                       | 1.5   | 1.7                                | .6   | 0                                    | 1.5                                 | -2.4                 |
| Vermont .....               | 215                            | 113                                      | 1.6                                       | .8  | .9                                 | .3   | 0                                    | 1.0                                 | -1.3                 |
| <b>Mideast</b> .....        | <b>14,667</b>                  | <b>14,104</b>                            | <b>1.1</b>                                | <b>1.1</b>  | <b>1.4</b>                         | <b>.3</b>  | <b>-1</b>                            | <b>1.7</b>                          | <b>-2.2</b>          |
| Delaware .....              | -655                           | 201                                      | -3.1                                      | 1.0   | 1.2                                | .2   | 0                                    | 1.4                                 | -1.9                 |
| District of Columbia .....  | -291                           | 692                                      | -1.5                                      | 3.7   | 20.2                               | 2.4  | -16.9                                | 4.9                                 | -6.9                 |
| Maryland .....              | 2,174                          | 5,515                                    | 1.5                                       | 3.7   | 2.5                                | .3   | 1.3                                  | 3.3                                 | -3.6                 |
| New Jersey .....            | 1,687                          | 1,896                                    | .6  | .7  | 1.2                                | .4   | .1                                   | .6                                  | -1.6                 |
| New York .....              | 5,134                          | 3,486                                    | .9  | .6  | .8                                 | .1   | 0                                    | 2.0                                 | -2.3                 |
| Pennsylvania .....          | 6,619                          | 2,313                                    | 2.1                                       | .7  | 1.0                                | .3   | 0                                    | 1.3                                 | -1.9                 |
| <b>Great Lakes</b> .....    | <b>36,950</b>                  | <b>14,489</b>                            | <b>3.3</b>                                | <b>1.3</b>  | <b>1.2</b>                         | <b>.4</b>  | <b>0</b>                             | <b>1.5</b>                          | <b>-1.8</b>          |
| Illinois .....              | 9,972                          | 3,506                                    | 3.0                                       | 1.0   | 1.1                                | .4   | 0                                    | 1.3                                 | -1.7                 |
| Indiana .....               | 4,332                          | 1,464                                    | 3.2                                       | 1.0   | 1.0                                | .2   | 0                                    | 1.0                                 | -1.2                 |
| Michigan .....              | 8,193                          | 1,945                                    | 3.4                                       | .8  | 1.1                                | .2   | 0                                    | 1.0                                 | -1.6                 |
| Ohio .....                  | 9,839                          | 6,168                                    | 3.6                                       | 2.2   | 1.5                                | .8   | 0                                    | 2.3                                 | -2.4                 |
| Wisconsin .....             | 4,616                          | 1,406                                    | 3.7                                       | 1.1   | 1.1                                | .1   | 0                                    | 1.5                                 | -1.6                 |
| <b>Plains</b> .....         | <b>16,915</b>                  | <b>7,803</b>                             | <b>3.8</b>                                | <b>1.7</b>  | <b>1.1</b>                         | <b>.4</b>  | <b>0</b>                             | <b>1.8</b>                          | <b>-1.6</b>          |
| Iowa .....                  | 2,177                          | 655                                      | 3.3                                       | 1.0   | .7                                 | .3   | .1                                   | 1.1                                 | -1.3                 |
| Kansas .....                | 1,492                          | 703                                      | 2.4                                       | 1.1   | 1.3                                | .4   | 0                                    | 1.2                                 | -1.8                 |
| Minnesota .....             | 6,070                          | 3,660                                    | 4.9                                       | 2.8   | .8                                 | .4   | 0                                    | 3.1                                 | -1.6                 |
| Missouri .....              | 3,967                          | 1,716                                    | 3.1                                       | 1.3   | 1.3                                | .4   | -1                                   | 1.5                                 | -1.8                 |
| Nebraska .....              | 1,884                          | 489                                      | 4.8                                       | 1.2   | 1.2                                | .3   | 0                                    | 1.2                                 | -1.5                 |
| North Dakota .....          | 495                            | 310                                      | 3.8                                       | 2.3   | 2.2                                | .4   | -1                                   | 1.5                                 | -1.7                 |
| South Dakota .....          | 830                            | 270                                      | 5.3                                       | 1.6   | 1.4                                | .5   | 0                                    | 1.8                                 | -2.0                 |
| <b>Southeast</b> .....      | <b>51,684</b>                  | <b>28,110</b>                            | <b>3.5</b>                                | <b>1.8</b>  | <b>1.8</b>                         | <b>.3</b>  | <b>.1</b>                            | <b>2.0</b>                          | <b>-2.4</b>          |
| Alabama .....               | 2,500                          | 1,385                                    | 2.8                                       | 1.5   | 1.8                                | .5   | 0                                    | 2.2                                 | -3.0                 |
| Arkansas .....              | 1,902                          | 558                                      | 3.8                                       | 1.1   | 1.3                                | .2   | 0                                    | 1.8                                 | -2.1                 |
| Florida .....               | 12,579                         | 4,134                                    | 3.5                                       | 1.1   | 1.7                                | .1   | 0                                    | 1.6                                 | -2.2                 |
| Georgia .....               | 5,238                          | 4,049                                    | 2.9                                       | 2.2   | 1.8                                | .3   | 0                                    | 2.2                                 | -2.1                 |
| Kentucky .....              | 2,746                          | 1,534                                    | 3.4                                       | 1.8   | 1.9                                | .6   | -3                                   | 1.7                                 | -2.0                 |
| Louisiana .....             | 3,419                          | 1,326                                    | 3.8                                       | 1.4   | 1.7                                | .6   | 0                                    | 1.6                                 | -2.6                 |
| Mississippi .....           | 2,120                          | 920                                      | 4.3                                       | 1.8   | 1.9                                | .7   | 0                                    | 1.7                                 | -2.6                 |
| North Carolina .....        | 7,691                          | 4,989                                    | 4.5                                       | 2.8   | 1.6                                | .5   | 0                                    | 2.6                                 | -2.0                 |
| South Carolina .....        | 3,483                          | 1,421                                    | 4.5                                       | 1.8   | 1.6                                | .6   | 0                                    | 2.3                                 | -2.8                 |
| Tennessee .....             | 4,162                          | 1,529                                    | 3.4                                       | 1.2   | 1.0                                | .2   | .2                                   | 1.6                                 | -1.7                 |
| Virginia .....              | 4,599                          | 5,695                                    | 2.6                                       | 3.2   | 3.3                                | .2   | .7                                   | 2.8                                 | -3.8                 |
| West Virginia .....         | 1,245                          | 570                                      | 3.7                                       | 1.6   | 1.8                                | .3   | 0                                    | 1.5                                 | -2.0                 |
| <b>Southwest</b> .....      | <b>12,829</b>                  | <b>9,312</b>                             | <b>1.9</b>                                | <b>1.4</b>  | <b>1.4</b>                         | <b>.5</b>  | <b>0</b>                             | <b>1.8</b>                          | <b>-2.3</b>          |
| Arizona .....               | 3,808                          | 690                                      | 3.8                                       | .7  | 1.2                                | .3   | 0                                    | 1.6                                 | -2.4                 |
| New Mexico .....            | 1,686                          | 901                                      | 5.1                                       | 2.6   | 2.6                                | 1.0  | 0                                    | 2.8                                 | -3.7                 |
| Oklahoma .....              | 2,421                          | 1,034                                    | 3.6                                       | 1.5   | 2.1                                | .5   | 0                                    | 1.9                                 | -3.1                 |
| Texas .....                 | 4,915                          | 6,688                                    | 1.1                                       | 1.4   | 1.3                                | .5   | 0                                    | 1.8                                 | -2.1                 |
| <b>Rocky Mountain</b> ..... | <b>7,857</b>                   | <b>3,634</b>                             | <b>3.9</b>                                | <b>1.8</b>  | <b>1.9</b>                         | <b>.4</b>  | <b>0</b>                             | <b>1.9</b>                          | <b>-2.5</b>          |
| Colorado .....              | 4,085                          | 2,039                                    | 3.9                                       | 1.9   | 2.1                                | .4   | 0                                    | 1.8                                 | -2.5                 |
| Idaho .....                 | 789                            | 378                                      | 3.2                                       | 1.5   | 1.6                                | .7   | 0                                    | 1.4                                 | -2.2                 |
| Montana .....               | 412                            | 395                                      | 2.4                                       | 2.2   | 1.8                                | .8   | 0                                    | 2.6                                 | -2.9                 |
| Utah .....                  | 2,089                          | 598                                      | 5.0                                       | 1.4   | 1.8                                | .2   | 0                                    | 1.8                                 | -2.5                 |
| Wyoming .....               | 482                            | 223                                      | 4.4                                       | 2.0   | 1.7                                | .2   | 0                                    | 2.6                                 | -2.5                 |
| <b>Far West</b> .....       | <b>27,034</b>                  | <b>21,954</b>                            | <b>2.3</b>                                | <b>1.8</b>  | <b>1.6</b>                         | <b>.5</b>  | <b>0</b>                             | <b>2.2</b>                          | <b>-2.4</b>          |
| Alaska .....                | 1,211                          | 981                                      | 8.0                                       | 6.0   | 4.3                                | 1.2  | 0                                    | 4.4                                 | -4.1                 |
| California .....            | 15,917                         | 14,891                                   | 1.9                                       | 1.7   | 1.4                                | .5   | 0                                    | 2.2                                 | -2.3                 |
| Hawaii .....                | 764                            | 1,200                                    | 2.5                                       | 3.8   | 4.6                                | .4   | 0                                    | 3.0                                 | -4.1                 |
| Nevada .....                | 2,768                          | 819                                      | 6.2                                       | 1.7   | 1.7                                | .2   | 0                                    | 2.1                                 | -2.2                 |
| Oregon .....                | 3,461                          | 1,918                                    | 4.5                                       | 2.4   | 1.2                                | .5   | 0                                    | 3.5                                 | -2.8                 |
| Washington .....            | 2,913                          | 2,145                                    | 2.0                                       | 1.4   | 1.8                                | .5   | 0                                    | 1.5                                 | -2.4                 |

1. Other labor income and personal contributions for social insurance by employees, which account for most of the total contributions, are estimated by place of work. For the purposes of this table, a residence adjustment was

calculated for each component. The revisions to the adjustment for residence reflect mainly the revisions to the estimates of other labor income and personal contributions for social insurance by employees.

Revisions to the ranking by per capita personal income for 1998.—By region, the revisions to personal income changed the ranking of the Southeast and Southwest regions. The Southwest region, at \$24,551, now has the lowest per capita personal income, followed by the Southeast region, at \$24,605. The New England region, at \$32,373, still has the highest per capita personal income (table I).

By State, Alabama and Alaska had the largest shifts in ranking. Alabama shifted from 40th to 44th, and Alaska shifted from 20th to 16th. Nine other States had shifts of three places in the ranking.

The rankings of the top five States were unchanged; Connecticut, at \$37,338, still has the highest per capita personal income of any State. There was only one change from the previously published top 10 rankings: Washington shifted from 10th to 12th, and Minnesota shifted from 11th to 10th.

There were two changes from the previously published bottom 10 rankings: Kentucky, which was ranked 39th, is now ranked 42nd; Alabama, which was ranked 40th, is now ranked 44th; South Carolina, which was ranked 41st, is now ranked 39th; and Utah, which was ranked 43rd, is now ranked 40th. Mississippi, at \$19,776, still has the lowest per capita personal income of any State.


Tables 1 to 7 follow. 

Table I.—Revisions to Per Capita Personal Income for 1998

| State and Region           | Dollars              |               | Rank                 |         |
|----------------------------|----------------------|---------------|----------------------|---------|
|                            | Previously published | Revised       | Previously published | Revised |
| <b>United States</b> ..... | <b>26,482</b>        | <b>27,203</b> | ...                  | ...     |
| Alabama .....              | 21,500               | 22,054        | 40                   | 44      |
| Alaska .....               | 25,771               | 27,835        | 20                   | 16      |
| Arizona .....              | 23,152               | 24,206        | 35                   | 35      |
| Arkansas .....             | 20,393               | 21,167        | 46                   | 47      |
| California .....           | 27,579               | 28,163        | 12                   | 14      |
| Colorado .....             | 28,821               | 29,994        | 9                    | 6       |
| Connecticut .....          | 37,700               | 37,338        | 1                    | 1       |
| Delaware .....             | 29,932               | 29,383        | 6                    | 9       |
| District of Columbia ..... | 37,325               | 36,415        | ...                  | ...     |
| Florida .....              | 25,922               | 26,845        | 19                   | 19      |
| Georgia .....              | 25,106               | 25,839        | 23                   | 25      |
| Hawaii .....               | 26,210               | 26,759        | 17                   | 20      |
| Idaho .....                | 21,080               | 22,079        | 44                   | 43      |
| Illinois .....             | 28,976               | 29,853        | 8                    | 7       |
| Indiana .....              | 24,302               | 25,163        | 29                   | 29      |
| Iowa .....                 | 24,007               | 24,745        | 32                   | 31      |
| Kansas .....               | 25,049               | 25,537        | 24                   | 26      |
| Kentucky .....             | 21,551               | 22,183        | 39                   | 42      |
| Louisiana .....            | 21,385               | 22,206        | 42                   | 41      |
| Maine .....                | 23,002               | 23,499        | 36                   | 37      |
| Maryland .....             | 30,023               | 30,557        | 5                    | 5       |
| Massachusetts .....        | 32,902               | 33,496        | 3                    | 3       |
| Michigan .....             | 25,979               | 26,885        | 18                   | 18      |
| Minnesota .....            | 27,667               | 29,263        | 11                   | 10      |
| Mississippi .....          | 18,998               | 19,776        | 50                   | 50      |
| Missouri .....             | 24,447               | 25,150        | 28                   | 30      |
| Montana .....              | 20,247               | 21,229        | 47                   | 46      |
| Nebraska .....             | 24,786               | 25,924        | 26                   | 23      |
| Nevada .....               | 27,360               | 29,200        | 14                   | 11      |
| New Hampshire .....        | 29,219               | 29,480        | 7                    | 8       |
| New Jersey .....           | 33,953               | 34,383        | 2                    | 2       |
| New Mexico .....           | 20,008               | 21,164        | 48                   | 48      |
| New York .....             | 31,679               | 32,108        | 4                    | 4       |
| North Carolina .....       | 24,122               | 25,181        | 31                   | 28      |
| North Dakota .....         | 21,708               | 22,892        | 38                   | 38      |
| Ohio .....                 | 25,239               | 26,073        | 21                   | 22      |
| Oklahoma .....             | 21,056               | 21,964        | 45                   | 45      |
| Oregon .....               | 24,775               | 25,912        | 27                   | 24      |
| Pennsylvania .....         | 26,889               | 27,469        | 16                   | 17      |
| Rhode Island .....         | 26,924               | 28,262        | 15                   | 13      |
| South Carolina .....       | 21,387               | 22,372        | 41                   | 39      |
| South Dakota .....         | 22,201               | 23,715        | 37                   | 36      |
| Tennessee .....            | 23,615               | 24,437        | 33                   | 33      |
| Texas .....                | 25,028               | 25,369        | 25                   | 27      |
| Utah .....                 | 21,096               | 22,240        | 43                   | 40      |
| Vermont .....              | 24,217               | 24,602        | 30                   | 32      |
| Virginia .....             | 27,489               | 28,063        | 13                   | 15      |
| Washington .....           | 28,066               | 28,719        | 10                   | 12      |
| West Virginia .....        | 19,373               | 20,185        | 49                   | 49      |
| Wisconsin .....            | 25,184               | 26,284        | 22                   | 21      |
| Wyoming .....              | 23,225               | 24,312        | 34                   | 34      |
| <b>BEA regions</b>         |                      |               |                      |         |
| New England .....          | 32,007               | 32,373        | 1                    | 1       |
| Mideast .....              | 30,652               | 31,100        | 2                    | 2       |
| Great Lakes .....          | 26,290               | 27,187        | 4                    | 4       |
| Plains .....               | 25,126               | 26,118        | 5                    | 5       |
| Southeast .....            | 23,793               | 24,605        | 8                    | 7       |
| Southwest .....            | 23,985               | 24,551        | 7                    | 8       |
| Rocky Mountain .....       | 24,668               | 25,783        | 6                    | 6       |
| Far West .....             | 27,367               | 28,068        | 3                    | 3       |

Table H.—Revisions to Personal Income by Component for Selected States for 1998

[Percent change]

|                            | Total personal income | Wages and salaries <sup>1</sup> | Other labor income <sup>1</sup> | Nonfarm proprietors' income | Farm proprietors' income | Dividends, interest, and rent | Transfer payments | Personal contributions for social insurance <sup>1</sup> | Residence adjustment <sup>2</sup> |
|----------------------------|-----------------------|---------------------------------|---------------------------------|-----------------------------|--------------------------|-------------------------------|-------------------|--|-----------------------------------|
| <b>United States</b> ..... | <b>2.7</b>            | <b>-1</b>                       | <b>1.5</b>                      | <b>0.5</b>                  | <b>0</b>                 | <b>2.7</b>                    | <b>-2.3</b>       | <b>0.4</b>   | <b>0</b>                          |
| Alaska .....               | 8.2                   | 0                               | 4.3                             | -2                          | 0                        | 6.9                           | -4.1              | 1.3  | -1                                |
| Nevada .....               | 6.5                   | 0                               | 1.9                             | .2                          | -1                       | 6.6                           | -2.4              | .2   | 0                                 |
| Minnesota .....            | 5.8                   | -2                              | .8                              | 0                           | .1                       | 6.1                           | -1.5              | .6   | .1                                |
| South Dakota .....         | 5.8                   | -1                              | 1.5                             | -1.3                        | .3                       | 6.5                           | -2.0              | .7   | .1                                |
| Connecticut .....          | -1.0                  | 0                               | .9                              | -2                          | 0                        | -4                            | -1.6              | .3   | -1                                |
| Delaware .....             | -1.8                  | -4                              | 1.2                             | -3.9                        | -1                       | 1.3                           | -2.0              | .3   | 1.8                               |
| District of Columbia ..... | -2.8                  | -2                              | 18.8                            | -6                          | 0                        | .9                            | -7.6              | 1.8  | -15.9                             |

1. Wage and salary disbursements, other labor income, and personal contributions for social insurance by employees, which account for most of the total contributions, are estimated by place of work. For the derivation of personal income, the net sum of these components (wages plus other labor income less personal contributions) is converted to a place-of-residence basis through the addition of the adjustment for residence, which is not calculated for each component.

2. The revisions to the adjustment for residence mainly reflect the revisions to the estimates of wage and salary disbursements, other labor income and personal contributions for social insurance by employees.

NOTE.—The revisions to the estimates of personal income for these States are more than 3.0 percentage points greater than, or less than, the revision to the national estimate. Estimates may not add to totals because of rounding.

# Comprehensive Revision of State Personal Income for 1969–99

**Table 1.—Personal Income by State and Region, 1969–99**

(Millions of dollars)

| Area name                   | 1969 <sup>r</sup> | 1970 <sup>r</sup> | 1971 <sup>r</sup> | 1972 <sup>r</sup> | 1973 <sup>r</sup> | 1974 <sup>r</sup> | 1975 <sup>r</sup> | 1976 <sup>r</sup> | 1977 <sup>r</sup> | 1978 <sup>r</sup> | 1979 <sup>r</sup> |
|-----------------------------|-------------------|-------------------|-------------------|-------------------|-------------------|-------------------|-------------------|-------------------|-------------------|-------------------|-------------------|
| <b>United States</b> .....  | <b>774,262</b>    | <b>834,455</b>    | <b>899,249</b>    | <b>988,362</b>    | <b>1,107,992</b>  | <b>1,220,181</b>  | <b>1,326,214</b>  | <b>1,469,752</b>  | <b>1,630,901</b>  | <b>1,841,340</b>  | <b>2,072,839</b>  |
| <b>New England</b> .....    | <b>49,218</b>     | <b>52,892</b>     | <b>56,140</b>     | <b>60,814</b>     | <b>66,688</b>     | <b>72,577</b>     | <b>77,479</b>     | <b>84,948</b>     | <b>93,301</b>     | <b>104,140</b>    | <b>117,069</b>    |
| Connecticut .....           | 14,540            | 15,468            | 16,227            | 17,488            | 19,154            | 20,955            | 22,329            | 24,334            | 26,909            | 30,081            | 34,008            |
| Maine .....                 | 3,115             | 3,412             | 3,650             | 3,999             | 4,520             | 5,050             | 5,386             | 6,222             | 6,789             | 7,531             | 8,434             |
| Massachusetts .....         | 23,770            | 25,589            | 27,244            | 29,420            | 32,108            | 34,802            | 37,100            | 40,208            | 43,863            | 48,698            | 54,427            |
| New Hampshire .....         | 2,711             | 2,890             | 3,126             | 3,457             | 3,913             | 4,313             | 4,642             | 5,301             | 6,009             | 6,960             | 8,007             |
| Rhode Island .....          | 3,602             | 3,910             | 4,140             | 4,515             | 4,863             | 5,154             | 5,531             | 6,093             | 6,690             | 7,364             | 8,222             |
| Vermont .....               | 1,481             | 1,622             | 1,752             | 1,934             | 2,131             | 2,304             | 2,492             | 2,791             | 3,041             | 3,506             | 3,972             |
| <b>Mideast</b> .....        | <b>182,368</b>    | <b>196,543</b>    | <b>210,097</b>    | <b>227,051</b>    | <b>246,658</b>    | <b>268,578</b>    | <b>288,774</b>    | <b>313,712</b>    | <b>342,391</b>    | <b>377,206</b>    | <b>417,293</b>    |
| Delaware .....              | 2,387             | 2,536             | 2,765             | 3,043             | 3,400             | 3,701             | 3,962             | 4,356             | 4,707             | 5,179             | 5,718             |
| District of Columbia .....  | 3,450             | 3,789             | 4,162             | 4,517             | 4,785             | 5,266             | 5,731             | 6,110             | 6,615             | 7,001             | 7,432             |
| Maryland .....              | 16,281            | 18,010            | 19,684            | 21,593            | 23,923            | 26,378            | 28,592            | 31,442            | 34,360            | 38,168            | 42,381            |
| New Jersey .....            | 32,106            | 34,763            | 37,335            | 40,507            | 44,327            | 48,236            | 51,658            | 56,572            | 62,130            | 69,206            | 77,188            |
| New York .....              | 83,346            | 89,292            | 95,115            | 101,636           | 108,803           | 117,323           | 125,420           | 134,395           | 145,544           | 159,114           | 175,040           |
| Pennsylvania .....          | 44,796            | 48,153            | 51,036            | 55,755            | 61,420            | 67,674            | 73,412            | 80,837            | 89,035            | 98,539            | 109,533           |
| <b>Great Lakes</b> .....    | <b>161,536</b>    | <b>169,462</b>    | <b>181,909</b>    | <b>198,768</b>    | <b>223,387</b>    | <b>243,198</b>    | <b>260,632</b>    | <b>289,377</b>    | <b>322,534</b>    | <b>359,263</b>    | <b>398,184</b>    |
| Illinois .....              | 48,062            | 50,948            | 54,617            | 59,280            | 66,471            | 72,877            | 78,990            | 86,598            | 95,637            | 106,079           | 117,000           |
| Indiana .....               | 19,099            | 19,827            | 21,549            | 23,593            | 27,177            | 29,103            | 31,197            | 35,002            | 38,910            | 43,602            | 48,256            |
| Michigan .....              | 36,400            | 37,310            | 40,381            | 44,815            | 50,370            | 53,984            | 57,191            | 64,588            | 72,863            | 81,287            | 89,727            |
| Ohio .....                  | 41,555            | 43,748            | 46,461            | 50,410            | 56,188            | 61,722            | 65,556            | 72,611            | 80,906            | 89,887            | 99,899            |
| Wisconsin .....             | 16,421            | 17,629            | 18,901            | 20,670            | 23,182            | 25,512            | 27,697            | 30,578            | 34,218            | 38,408            | 43,302            |
| <b>Plains</b> .....         | <b>58,062</b>     | <b>62,776</b>     | <b>67,468</b>     | <b>74,607</b>     | <b>87,538</b>     | <b>92,855</b>     | <b>101,249</b>    | <b>109,419</b>    | <b>121,538</b>    | <b>138,372</b>    | <b>153,711</b>    |
| Iowa .....                  | 10,244            | 10,924            | 11,421            | 12,796            | 15,460            | 16,050            | 17,841            | 19,106            | 21,225            | 24,630            | 26,584            |
| Kansas .....                | 7,934             | 8,577             | 9,309             | 10,405            | 11,943            | 12,965            | 14,097            | 15,448            | 16,937            | 18,853            | 21,690            |
| Minnesota .....             | 14,201            | 15,463            | 16,467            | 17,898            | 21,099            | 22,757            | 24,404            | 26,623            | 30,085            | 33,924            | 37,996            |
| Missouri .....              | 16,522            | 18,003            | 19,396            | 21,120            | 23,574            | 25,277            | 27,494            | 30,416            | 33,874            | 37,933            | 42,601            |
| Nebraska .....              | 5,266             | 5,648             | 6,200             | 6,873             | 8,054             | 8,404             | 9,507             | 9,996             | 10,870            | 12,674            | 13,742            |
| North Dakota .....          | 1,895             | 1,989             | 2,299             | 2,761             | 3,903             | 3,881             | 4,044             | 3,990             | 4,172             | 5,294             | 5,477             |
| South Dakota .....          | 2,001             | 2,171             | 2,376             | 2,754             | 3,505             | 3,520             | 3,862             | 3,840             | 4,376             | 5,064             | 5,621             |
| <b>Southeast</b> .....      | <b>133,979</b>    | <b>146,709</b>    | <b>161,619</b>    | <b>181,809</b>    | <b>207,663</b>    | <b>232,035</b>    | <b>252,583</b>    | <b>283,155</b>    | <b>315,802</b>    | <b>360,348</b>    | <b>408,144</b>    |
| Alabama .....               | 9,453             | 10,276            | 11,279            | 12,544            | 14,181            | 15,786            | 17,537            | 19,893            | 22,005            | 24,923            | 27,855            |
| Arkansas .....              | 5,010             | 5,500             | 6,105             | 6,893             | 8,203             | 9,191             | 10,047            | 11,179            | 12,514            | 14,587            | 16,084            |
| Florida .....               | 24,297            | 27,419            | 30,701            | 35,365            | 41,495            | 46,712            | 50,353            | 55,438            | 62,309            | 72,332            | 84,094            |
| Georgia .....               | 14,390            | 15,630            | 17,268            | 19,411            | 22,064            | 24,312            | 26,061            | 29,189            | 32,423            | 36,945            | 41,633            |
| Kentucky .....              | 9,503             | 10,287            | 11,185            | 12,394            | 13,974            | 15,741            | 17,113            | 19,283            | 21,788            | 24,501            | 27,838            |
| Louisiana .....             | 10,498            | 11,336            | 12,348            | 13,515            | 15,132            | 17,233            | 19,263            | 21,960            | 24,636            | 28,314            | 32,342            |
| Mississippi .....           | 5,345             | 5,866             | 6,495             | 7,403             | 8,489             | 9,362             | 10,093            | 11,562            | 12,937            | 14,445            | 16,425            |
| North Carolina .....        | 15,351            | 16,748            | 18,255            | 20,647            | 23,492            | 25,904            | 27,889            | 31,233            | 34,339            | 38,921            | 43,288            |
| South Carolina .....        | 7,264             | 7,961             | 8,715             | 9,795             | 11,181            | 12,678            | 13,689            | 15,462            | 16,990            | 19,264            | 21,744            |
| Tennessee .....             | 11,563            | 12,557            | 13,839            | 15,569            | 17,786            | 19,732            | 21,378            | 24,132            | 26,887            | 30,761            | 34,535            |
| Virginia .....              | 16,418            | 17,685            | 19,448            | 21,657            | 24,396            | 27,300            | 30,005            | 33,538            | 37,439            | 42,483            | 47,894            |
| West Virginia .....         | 4,886             | 5,444             | 5,981             | 6,617             | 7,268             | 8,085             | 9,154             | 10,287            | 11,535            | 12,872            | 14,411            |
| <b>Southwest</b> .....      | <b>54,379</b>     | <b>60,062</b>     | <b>65,623</b>     | <b>73,036</b>     | <b>83,516</b>     | <b>94,357</b>     | <b>105,799</b>    | <b>119,822</b>    | <b>134,513</b>    | <b>155,988</b>    | <b>181,662</b>    |
| Arizona .....               | 6,061             | 6,897             | 7,860             | 9,013             | 10,476            | 11,854            | 12,640            | 14,262            | 16,122            | 19,100            | 22,702            |
| New Mexico .....            | 2,953             | 3,271             | 3,613             | 4,054             | 4,568             | 5,160             | 5,866             | 6,606             | 7,459             | 8,571             | 9,756             |
| Oklahoma .....              | 8,108             | 8,925             | 9,716             | 10,682            | 12,188            | 13,623            | 15,176            | 16,867            | 18,874            | 21,518            | 25,200            |
| Texas .....                 | 37,257            | 40,969            | 44,434            | 49,287            | 56,283            | 63,719            | 72,117            | 82,087            | 92,059            | 106,800           | 124,003           |
| <b>Rocky Mountain</b> ..... | <b>17,002</b>     | <b>19,020</b>     | <b>21,116</b>     | <b>23,967</b>     | <b>27,549</b>     | <b>31,152</b>     | <b>34,227</b>     | <b>38,246</b>     | <b>42,955</b>     | <b>49,995</b>     | <b>57,057</b>     |
| Colorado .....              | 7,983             | 9,018             | 10,166            | 11,520            | 13,252            | 14,901            | 16,347            | 18,148            | 20,400            | 23,625            | 27,342            |
| Idaho .....                 | 2,311             | 2,552             | 2,778             | 3,168             | 3,683             | 4,349             | 4,635             | 5,241             | 5,751             | 6,668             | 7,363             |
| Montana .....               | 2,279             | 2,527             | 2,694             | 3,132             | 3,646             | 3,966             | 4,341             | 4,703             | 5,119             | 6,053             | 6,549             |
| Utah .....                  | 3,249             | 3,614             | 4,026             | 4,514             | 5,057             | 5,686             | 6,355             | 7,302             | 8,331             | 9,606             | 11,026            |
| Wyoming .....               | 1,179             | 1,308             | 1,451             | 1,633             | 1,912             | 2,250             | 2,550             | 2,852             | 3,355             | 4,044             | 4,777             |
| <b>Far West</b> .....       | <b>117,718</b>    | <b>126,992</b>    | <b>135,277</b>    | <b>148,309</b>    | <b>164,994</b>    | <b>185,428</b>    | <b>205,471</b>    | <b>231,073</b>    | <b>257,866</b>    | <b>296,027</b>    | <b>339,719</b>    |
| Alaska .....                | 1,406             | 1,595             | 1,766             | 1,939             | 2,266             | 2,795             | 3,332             | 4,736             | 4,906             | 5,013             | 5,328             |
| California .....            | 89,485            | 96,421            | 102,416           | 112,211           | 124,102           | 138,734           | 152,721           | 171,412           | 191,536           | 219,674           | 252,213           |
| Hawaii .....                | 3,379             | 3,888             | 4,221             | 4,660             | 5,178             | 5,965             | 6,465             | 7,032             | 7,652             | 8,497             | 9,679             |
| Nevada .....                | 2,170             | 2,440             | 2,718             | 3,038             | 3,478             | 3,873             | 4,345             | 4,993             | 5,798             | 7,035             | 8,237             |
| Oregon .....                | 7,582             | 8,276             | 9,056             | 10,153            | 11,497            | 13,062            | 14,367            | 16,398            | 18,431            | 21,272            | 24,275            |
| Washington .....            | 13,696            | 14,372            | 15,100            | 16,307            | 18,473            | 20,999            | 23,641            | 26,502            | 29,544            | 34,536            | 39,987            |

See footnotes at end of table.

Table 1.—Personal Income by State and Region, 1969–99—Continued

[Millions of dollars]

| Area name                   | 1980 <sup>r</sup> | 1981 <sup>r</sup> | 1982 <sup>r</sup> | 1983 <sup>r</sup> | 1984 <sup>r</sup> | 1985 <sup>r</sup> | 1986 <sup>r</sup> | 1987 <sup>r</sup> | 1988 <sup>r</sup> | 1989 <sup>r</sup> | 1990 <sup>r</sup> |
|-----------------------------|-------------------|-------------------|-------------------|-------------------|-------------------|-------------------|-------------------|-------------------|-------------------|-------------------|-------------------|
| <b>United States</b> .....  | <b>2,313,921</b>  | <b>2,588,335</b>  | <b>2,756,954</b>  | <b>2,935,040</b>  | <b>3,260,064</b>  | <b>3,498,662</b>  | <b>3,697,359</b>  | <b>3,945,515</b>  | <b>4,255,000</b>  | <b>4,582,429</b>  | <b>4,885,525</b>  |
| <b>New England</b> .....    | <b>132,395</b>    | <b>147,774</b>    | <b>159,591</b>    | <b>172,548</b>    | <b>193,939</b>    | <b>209,851</b>    | <b>226,352</b>    | <b>248,095</b>    | <b>273,667</b>    | <b>292,630</b>    | <b>302,739</b>    |
| Connecticut .....           | 38,726            | 43,380            | 46,782            | 49,963            | 55,906            | 60,063            | 64,598            | 71,099            | 78,551            | 84,703            | 87,935            |
| Maine .....                 | 9,474             | 10,459            | 11,223            | 12,078            | 13,480            | 14,575            | 15,754            | 17,289            | 19,036            | 20,600            | 21,521            |
| Massachusetts .....         | 61,329            | 68,242            | 73,889            | 80,376            | 90,815            | 98,329            | 105,976           | 115,761           | 127,580           | 135,096           | 139,772           |
| New Hampshire .....         | 9,164             | 10,377            | 11,284            | 12,495            | 14,198            | 15,767            | 17,399            | 19,369            | 21,390            | 22,792            | 23,029            |
| Rhode Island .....          | 9,243             | 10,306            | 11,073            | 11,896            | 13,194            | 14,229            | 15,233            | 16,478            | 18,205            | 19,670            | 20,287            |
| Vermont .....               | 4,460             | 5,010             | 5,340             | 5,740             | 6,345             | 6,887             | 7,392             | 8,100             | 8,905             | 9,769             | 10,193            |
| <b>Mideast</b> .....        | <b>464,044</b>    | <b>515,105</b>    | <b>553,286</b>    | <b>590,053</b>    | <b>651,738</b>    | <b>697,625</b>    | <b>742,758</b>    | <b>797,956</b>    | <b>868,357</b>    | <b>932,472</b>    | <b>988,666</b>    |
| Delaware .....              | 6,427             | 7,076             | 7,626             | 8,191             | 9,061             | 9,927             | 10,531            | 11,423            | 12,507            | 13,778            | 14,476            |
| District of Columbia .....  | 7,881             | 8,617             | 9,389             | 9,823             | 10,847            | 11,534            | 12,146            | 12,898            | 14,147            | 15,174            | 16,078            |
| Maryland .....              | 47,475            | 52,861            | 56,730            | 61,372            | 68,506            | 74,852            | 80,612            | 87,731            | 96,072            | 104,005           | 110,450           |
| New Jersey .....            | 86,877            | 96,717            | 104,023           | 112,284           | 124,377           | 133,549           | 142,617           | 155,179           | 170,764           | 182,298           | 192,117           |
| New York .....              | 194,906           | 217,203           | 234,717           | 250,945           | 279,294           | 297,729           | 317,914           | 340,068           | 369,668           | 395,022           | 419,743           |
| Pennsylvania .....          | 120,478           | 132,632           | 140,802           | 147,437           | 159,652           | 170,034           | 178,938           | 190,657           | 205,200           | 222,195           | 235,802           |
| <b>Great Lakes</b> .....    | <b>431,511</b>    | <b>469,882</b>    | <b>487,227</b>    | <b>510,969</b>    | <b>565,164</b>    | <b>601,455</b>    | <b>632,297</b>    | <b>667,441</b>    | <b>713,443</b>    | <b>762,815</b>    | <b>805,743</b>    |
| Illinois .....              | 126,662           | 140,177           | 145,889           | 151,615           | 167,548           | 176,786           | 185,432           | 196,947           | 210,272           | 224,024           | 237,593           |
| Indiana .....               | 51,881            | 56,752            | 58,494            | 61,063            | 67,928            | 71,752            | 75,382            | 80,258            | 85,759            | 92,630            | 97,907            |
| Michigan .....              | 95,967            | 102,455           | 104,477           | 110,771           | 122,857           | 133,728           | 142,146           | 148,191           | 158,529           | 169,113           | 177,103           |
| Ohio .....                  | 109,120           | 118,479           | 123,547           | 130,647           | 144,407           | 153,456           | 160,236           | 168,668           | 180,757           | 193,035           | 204,114           |
| Wisconsin .....             | 47,881            | 52,018            | 54,819            | 56,873            | 62,423            | 65,733            | 69,101            | 73,378            | 78,126            | 84,013            | 89,025            |
| <b>Plains</b> .....         | <b>165,837</b>    | <b>187,045</b>    | <b>197,115</b>    | <b>206,081</b>    | <b>230,380</b>    | <b>243,973</b>    | <b>254,901</b>    | <b>269,737</b>    | <b>283,039</b>    | <b>303,631</b>    | <b>322,236</b>    |
| Iowa .....                  | 28,181            | 31,894            | 32,425            | 32,967            | 36,586            | 37,903            | 39,144            | 41,225            | 42,399            | 45,888            | 48,313            |
| Kansas .....                | 23,781            | 26,824            | 28,789            | 29,888            | 32,971            | 34,784            | 36,256            | 38,107            | 40,207            | 42,267            | 45,104            |
| Minnesota .....             | 42,157            | 46,546            | 49,546            | 52,158            | 59,267            | 63,152            | 66,784            | 71,570            | 75,578            | 82,277            | 87,795            |
| Missouri .....              | 46,217            | 51,576            | 54,396            | 57,919            | 64,479            | 69,342            | 72,859            | 77,115            | 81,744            | 87,050            | 91,000            |
| Nebraska .....              | 14,578            | 16,866            | 17,761            | 18,379            | 20,601            | 21,778            | 22,379            | 23,553            | 25,119            | 26,581            | 28,591            |
| North Dakota .....          | 5,297             | 6,820             | 7,352             | 7,704             | 8,375             | 8,673             | 8,788             | 8,968             | 8,352             | 9,280             | 10,121            |
| South Dakota .....          | 5,625             | 6,517             | 6,847             | 7,066             | 8,101             | 8,340             | 8,691             | 9,199             | 9,639             | 10,288            | 11,312            |
| <b>Southeast</b> .....      | <b>460,761</b>    | <b>520,469</b>    | <b>556,531</b>    | <b>598,511</b>    | <b>669,482</b>    | <b>722,928</b>    | <b>768,564</b>    | <b>825,358</b>    | <b>894,629</b>    | <b>968,835</b>    | <b>1,035,261</b>  |
| Alabama .....               | 30,781            | 34,137            | 36,052            | 38,487            | 42,681            | 46,015            | 48,704            | 51,846            | 55,699            | 60,044            | 64,095            |
| Arkansas .....              | 17,363            | 19,638            | 20,539            | 21,848            | 24,496            | 26,211            | 27,364            | 28,540            | 30,493            | 32,410            | 34,159            |
| Florida .....               | 98,882            | 114,110           | 123,450           | 135,842           | 151,952           | 166,919           | 179,952           | 196,939           | 216,505           | 240,687           | 258,479           |
| Georgia .....               | 46,489            | 52,536            | 56,801            | 62,145            | 71,100            | 78,364            | 85,126            | 92,007            | 100,277           | 107,725           | 115,414           |
| Kentucky .....              | 30,159            | 33,439            | 35,319            | 36,423            | 40,877            | 42,703            | 44,234            | 47,081            | 49,939            | 53,696            | 57,175            |
| Louisiana .....             | 37,301            | 42,990            | 45,955            | 47,754            | 51,171            | 53,432            | 53,005            | 53,287            | 56,239            | 59,528            | 64,229            |
| Mississippi .....           | 17,868            | 20,061            | 21,223            | 22,120            | 24,397            | 25,679            | 26,695            | 28,249            | 30,177            | 32,281            | 33,928            |
| North Carolina .....        | 48,648            | 54,704            | 58,324            | 63,685            | 72,659            | 79,105            | 84,988            | 91,734            | 100,196           | 108,585           | 115,609           |
| South Carolina .....        | 24,429            | 27,504            | 29,096            | 31,614            | 35,696            | 38,536            | 40,974            | 44,136            | 47,923            | 51,276            | 56,158            |
| Tennessee .....             | 38,268            | 42,556            | 45,043            | 47,884            | 53,675            | 57,750            | 61,581            | 66,524            | 71,901            | 77,105            | 82,267            |
| Virginia .....              | 54,627            | 61,470            | 66,326            | 71,985            | 80,697            | 87,362            | 94,364            | 102,817           | 112,022           | 121,058           | 127,614           |
| West Virginia .....         | 15,947            | 17,325            | 18,403            | 18,723            | 20,081            | 20,853            | 21,578            | 22,198            | 23,259            | 24,440            | 26,133            |
| <b>Southwest</b> .....      | <b>209,160</b>    | <b>244,433</b>    | <b>266,387</b>    | <b>281,428</b>    | <b>311,524</b>    | <b>335,615</b>    | <b>343,547</b>    | <b>354,762</b>    | <b>376,245</b>    | <b>403,626</b>    | <b>434,654</b>    |
| Arizona .....               | 26,255            | 29,950            | 31,629            | 34,601            | 39,521            | 43,957            | 47,848            | 52,003            | 55,837            | 60,011            | 63,319            |
| New Mexico .....            | 11,002            | 12,440            | 13,493            | 14,455            | 15,889            | 17,259            | 17,883            | 18,756            | 19,854            | 21,183            | 22,739            |
| Oklahoma .....              | 29,131            | 34,067            | 37,887            | 38,579            | 41,683            | 43,396            | 43,222            | 43,221            | 45,153            | 48,090            | 51,027            |
| Texas .....                 | 142,772           | 167,976           | 183,378           | 193,793           | 214,431           | 231,003           | 234,594           | 240,782           | 255,402           | 274,343           | 297,569           |
| <b>Rocky Mountain</b> ..... | <b>64,971</b>     | <b>73,763</b>     | <b>79,572</b>     | <b>84,615</b>     | <b>92,374</b>     | <b>97,408</b>     | <b>100,364</b>    | <b>104,390</b>    | <b>109,620</b>    | <b>118,525</b>    | <b>127,663</b>    |
| Colorado .....              | 31,442            | 36,154            | 39,632            | 42,523            | 46,762            | 49,467            | 51,062            | 53,528            | 56,387            | 60,760            | 65,095            |
| Idaho .....                 | 8,280             | 9,050             | 9,368             | 10,128            | 10,968            | 11,577            | 11,851            | 12,422            | 13,354            | 14,721            | 16,054            |
| Montana .....               | 7,211             | 8,147             | 8,580             | 8,991             | 9,609             | 9,785             | 10,143            | 10,463            | 10,693            | 11,693            | 12,416            |
| Utah .....                  | 12,464            | 14,078            | 15,282            | 16,481            | 18,223            | 19,462            | 20,367            | 21,208            | 22,225            | 23,843            | 25,939            |
| Wyoming .....               | 5,573             | 6,333             | 6,710             | 6,493             | 6,812             | 7,117             | 6,941             | 6,770             | 6,962             | 7,510             | 8,159             |
| <b>Far West</b> .....       | <b>385,242</b>    | <b>429,865</b>    | <b>457,245</b>    | <b>490,834</b>    | <b>545,463</b>    | <b>589,808</b>    | <b>628,576</b>    | <b>677,776</b>    | <b>736,000</b>    | <b>799,895</b>    | <b>868,563</b>    |
| Alaska .....                | 6,002             | 6,902             | 8,263             | 9,302             | 9,958             | 10,756            | 10,721            | 10,427            | 10,776            | 11,778            | 12,566            |
| California .....            | 286,289           | 320,691           | 341,872           | 367,505           | 411,616           | 447,103           | 477,762           | 517,348           | 561,121           | 606,701           | 655,567           |
| Hawaii .....                | 11,140            | 12,041            | 12,846            | 14,056            | 15,328            | 16,316            | 17,259            | 18,574            | 20,399            | 22,483            | 24,915            |
| Nevada .....                | 9,544             | 10,833            | 11,448            | 12,145            | 13,351            | 14,581            | 15,716            | 17,281            | 19,544            | 22,256            | 25,194            |
| Oregon .....                | 26,930            | 28,981            | 29,654            | 31,392            | 34,309            | 36,205            | 38,003            | 40,274            | 44,030            | 48,060            | 52,178            |
| Washington .....            | 45,338            | 50,418            | 53,161            | 56,435            | 60,901            | 64,847            | 69,114            | 73,872            | 80,130            | 88,616            | 98,143            |

See footnotes at end of table.

Table 1.—Personal Income by State and Region, 1969–99—Continued

[Millions of dollars]

| Area name                   | 1991 <sup>r</sup> | 1992 <sup>r</sup> | 1993 <sup>r</sup> | 1994 <sup>r</sup> | 1995 <sup>r</sup> | 1996 <sup>r</sup> | 1997 <sup>r</sup> | 1998 <sup>r</sup> | 1999 <sup>p</sup> | Percent change |            |            |            |
|-----------------------------|-------------------|-------------------|-------------------|-------------------|-------------------|-------------------|-------------------|-------------------|-------------------|----------------|------------|------------|------------|
|                             |                   |                   |                   |                   |                   |                   |                   |                   |                   | 1995-96        | 1996-97    | 1997-98    | 1998-99    |
| <b>United States</b> .....  | <b>5,065,416</b>  | <b>5,376,622</b>  | <b>5,598,446</b>  | <b>5,878,362</b>  | <b>6,192,235</b>  | <b>6,538,103</b>  | <b>6,942,114</b>  | <b>7,351,547</b>  | <b>7,776,493</b>  | <b>5.6</b>     | <b>6.2</b> | <b>5.9</b> | <b>5.8</b> |
| <b>New England</b> .....    | <b>307,013</b>    | <b>322,471</b>    | <b>333,140</b>    | <b>347,347</b>    | <b>364,297</b>    | <b>384,144</b>    | <b>410,384</b>    | <b>434,722</b>    | <b>462,422</b>    | <b>5.4</b>     | <b>6.8</b> | <b>5.9</b> | <b>6.4</b> |
| Connecticut .....           | 88,344            | 93,779            | 96,866            | 99,788            | 104,315           | 109,354           | 116,477           | 122,191           | 128,548           | 4.8            | 6.5        | 4.9        | 5.2        |
| Maine .....                 | 21,820            | 22,676            | 23,292            | 24,174            | 25,046            | 26,434            | 27,886            | 29,316            | 31,276            | 5.5            | 5.5        | 5.1        | 6.7        |
| Massachusetts .....         | 149,464           | 149,096           | 154,282           | 161,886           | 170,525           | 180,237           | 193,199           | 205,814           | 220,658           | 6.0            | 7.2        | 6.5        | 7.2        |
| New Hampshire .....         | 23,609            | 24,652            | 25,273            | 26,990            | 28,650            | 30,228            | 32,553            | 34,958            | 37,121            | 5.5            | 7.7        | 7.4        | 6.2        |
| Rhode Island .....          | 20,444            | 21,269            | 22,090            | 22,812            | 23,787            | 24,818            | 26,505            | 27,914            | 29,447            | 4.3            | 6.8        | 5.3        | 5.5        |
| Vermont .....               | 10,332            | 10,999            | 11,357            | 11,898            | 12,449            | 13,073            | 13,764            | 14,529            | 15,373            | 5.0            | 5.3        | 5.6        | 5.8        |
| <b>Midwest</b> .....        | <b>1,018,680</b>  | <b>1,074,930</b>  | <b>1,103,630</b>  | <b>1,140,466</b>  | <b>1,193,865</b>  | <b>1,255,345</b>  | <b>1,318,610</b>  | <b>1,388,707</b>  | <b>1,464,991</b>  | <b>5.1</b>     | <b>5.0</b> | <b>5.3</b> | <b>5.5</b> |
| Delaware .....              | 15,204            | 15,939            | 16,663            | 17,378            | 18,237            | 19,369            | 20,291            | 21,863            | 23,122            | 6.2            | 4.8        | 7.7        | 5.8        |
| District of Columbia .....  | 16,251            | 17,533            | 18,251            | 18,499            | 18,217            | 18,517            | 18,628            | 18,998            | 19,840            | 1.6            | 6          | 1.9        | 4.5        |
| Maryland .....              | 114,466           | 119,417           | 124,076           | 129,849           | 135,115           | 140,809           | 148,264           | 156,759           | 166,350           | 4.2            | 5.3        | 5.7        | 6.1        |
| New Jersey .....            | 195,796           | 208,197           | 213,419           | 220,817           | 233,209           | 246,659           | 262,423           | 278,349           | 294,024           | 5.8            | 6.4        | 6.1        | 5.6        |
| New York .....              | 431,672           | 455,657           | 464,201           | 478,586           | 503,163           | 530,990           | 554,061           | 583,061           | 617,709           | 5.5            | 4.3        | 5.2        | 5.9        |
| Pennsylvania .....          | 244,892           | 258,186           | 267,020           | 275,337           | 285,923           | 299,001           | 314,944           | 329,687           | 343,946           | 4.6            | 5.3        | 4.7        | 4.3        |
| <b>Great Lakes</b> .....    | <b>831,381</b>    | <b>888,017</b>    | <b>929,524</b>    | <b>984,893</b>    | <b>1,034,159</b>  | <b>1,079,799</b>  | <b>1,144,594</b>  | <b>1,203,240</b>  | <b>1,257,829</b>  | <b>4.4</b>     | <b>6.0</b> | <b>5.1</b> | <b>4.5</b> |
| Illinois .....              | 245,952           | 264,869           | 274,221           | 288,509           | 304,767           | 322,790           | 341,938           | 360,317           | 379,351           | 5.9            | 5.9        | 5.4        | 5.3        |
| Indiana .....               | 101,147           | 108,845           | 114,675           | 121,537           | 126,525           | 132,890           | 140,405           | 148,651           | 155,061           | 5.0            | 5.7        | 5.9        | 4.3        |
| Michigan .....              | 181,495           | 192,038           | 203,828           | 219,121           | 231,594           | 238,095           | 252,266           | 264,016           | 274,643           | 2.8            | 6.0        | 4.7        | 4.0        |
| Ohio .....                  | 210,117           | 222,812           | 232,463           | 245,156           | 255,313           | 264,162           | 280,289           | 292,999           | 304,847           | 3.5            | 6.1        | 4.5        | 4.0        |
| Wisconsin .....             | 92,669            | 99,454            | 104,337           | 110,570           | 115,960           | 121,864           | 129,697           | 137,256           | 143,927           | 5.1            | 6.4        | 5.8        | 4.9        |
| <b>Plains</b> .....         | <b>335,351</b>    | <b>357,609</b>    | <b>368,899</b>    | <b>393,000</b>    | <b>410,645</b>    | <b>439,948</b>    | <b>463,645</b>    | <b>488,226</b>    | <b>512,961</b>    | <b>7.1</b>     | <b>5.4</b> | <b>5.3</b> | <b>5.1</b> |
| Iowa .....                  | 49,849            | 53,161            | 53,391            | 57,999            | 60,171            | 64,696            | 68,170            | 70,797            | 73,821            | 7.5            | 5.4        | 3.9        | 4.3        |
| Kansas .....                | 46,990            | 50,407            | 52,250            | 54,857            | 56,627            | 60,074            | 63,855            | 67,383            | 70,686            | 6.1            | 6.3        | 5.5        | 4.9        |
| Minnesota .....             | 90,714            | 97,025            | 95,787            | 107,152           | 113,217           | 122,080           | 129,080           | 138,307           | 146,236           | 7.8            | 5.7        | 7.1        | 5.7        |
| Missouri .....              | 95,730            | 101,493           | 106,298           | 112,314           | 117,640           | 123,992           | 131,762           | 138,754           | 143,199           | 5.4            | 6.3        | 3.8        | 4.7        |
| Nebraska .....              | 29,853            | 31,548            | 32,513            | 34,325            | 36,293            | 39,618            | 41,019            | 43,053            | 45,710            | 9.2            | 3.5        | 5.0        | 6.2        |
| North Dakota .....          | 10,318            | 11,242            | 11,362            | 12,177            | 12,243            | 13,607            | 13,380            | 14,903            | 14,903            | 11.1           | -1.7       | 9.1        | 2.1        |
| South Dakota .....          | 11,897            | 12,732            | 13,297            | 14,177            | 14,454            | 15,883            | 16,379            | 17,331            | 18,406            | 9.9            | 3.1        | 5.8        | 6.2        |
| <b>Southeast</b> .....      | <b>1,083,034</b>  | <b>1,153,443</b>  | <b>1,218,508</b>  | <b>1,289,941</b>  | <b>1,366,116</b>  | <b>1,445,912</b>  | <b>1,533,940</b>  | <b>1,621,530</b>  | <b>1,712,690</b>  | <b>5.8</b>     | <b>6.1</b> | <b>5.7</b> | <b>5.6</b> |
| Alabama .....               | 67,650            | 72,282            | 75,439            | 79,832            | 83,903            | 87,221            | 91,848            | 95,956            | 100,269           | 4.0            | 5.3        | 4.5        | 4.5        |
| Arkansas .....              | 36,164            | 39,322            | 41,190            | 43,498            | 45,995            | 48,700            | 51,344            | 53,725            | 56,421            | 5.9            | 5.4        | 4.6        | 5.0        |
| Florida .....               | 268,304           | 279,028           | 296,927           | 311,909           | 333,525           | 355,136           | 376,559           | 400,290           | 423,460           | 6.5            | 6.0        | 6.3        | 5.8        |
| Georgia .....               | 121,094           | 130,684           | 138,771           | 149,165           | 159,800           | 172,935           | 184,113           | 197,319           | 211,823           | 6.2            | 6.5        | 7.2        | 7.4        |
| Kentucky .....              | 60,329            | 65,060            | 67,559            | 70,781            | 74,080            | 78,221            | 83,181            | 87,274            | 91,735            | 5.6            | 6.3        | 4.9        | 5.1        |
| Louisiana .....             | 68,179            | 72,466            | 75,911            | 80,872            | 84,573            | 87,879            | 92,486            | 96,878            | 99,646            | 3.9            | 5.2        | 4.7        | 2.9        |
| Mississippi .....           | 35,775            | 38,398            | 40,768            | 44,077            | 46,242            | 48,898            | 51,557            | 54,410            | 56,773            | 5.7            | 5.4        | 5.5        | 4.3        |
| North Carolina .....        | 120,648           | 130,627           | 139,239           | 147,793           | 157,634           | 167,638           | 179,845           | 190,009           | 200,601           | 6.3            | 7.3        | 5.7        | 5.6        |
| South Carolina .....        | 58,406            | 61,803            | 64,711            | 68,511            | 72,050            | 76,287            | 81,169            | 85,898            | 91,300            | 5.9            | 6.4        | 5.8        | 6.3        |
| Tennessee .....             | 86,583            | 94,465            | 100,394           | 106,855           | 114,260           | 119,287           | 126,096           | 132,756           | 140,275           | 4.4            | 5.7        | 5.3        | 5.7        |
| Virginia .....              | 132,536           | 140,207           | 147,223           | 154,982           | 161,442           | 169,938           | 180,510           | 190,528           | 202,642           | 5.3            | 6.2        | 5.5        | 6.4        |
| West Virginia .....         | 27,367            | 29,101            | 30,375            | 31,666            | 32,611            | 33,771            | 35,233            | 36,569            | 37,744            | 3.6            | 4.3        | 3.8        | 3.2        |
| <b>Southwest</b> .....      | <b>458,108</b>    | <b>490,173</b>    | <b>517,898</b>    | <b>550,067</b>    | <b>586,017</b>    | <b>624,034</b>    | <b>673,287</b>    | <b>723,099</b>    | <b>767,549</b>    | <b>6.5</b>     | <b>7.9</b> | <b>7.4</b> | <b>6.1</b> |
| Arizona .....               | 66,077            | 70,120            | 74,900            | 82,014            | 88,870            | 95,787            | 103,968           | 112,974           | 120,923           | 7.8            | 8.5        | 8.7        | 7.0        |
| New Mexico .....            | 24,358            | 25,964            | 27,819            | 29,670            | 31,716            | 33,232            | 34,955            | 36,688            | 38,386            | 4.8            | 5.2        | 5.0        | 4.6        |
| Oklahoma .....              | 52,947            | 56,155            | 58,395            | 60,800            | 63,333            | 66,289            | 69,865            | 73,350            | 76,566            | 4.7            | 5.4        | 5.0        | 4.4        |
| Texas .....                 | 314,726           | 337,934           | 356,784           | 377,583           | 402,097           | 428,726           | 464,500           | 500,087           | 531,675           | 6.6            | 8.3        | 7.7        | 6.3        |
| <b>Rocky Mountain</b> ..... | <b>135,540</b>    | <b>145,514</b>    | <b>156,962</b>    | <b>167,291</b>    | <b>179,684</b>    | <b>192,141</b>    | <b>207,455</b>    | <b>223,280</b>    | <b>239,750</b>    | <b>6.9</b>     | <b>8.0</b> | <b>7.6</b> | <b>7.4</b> |
| Colorado .....              | 68,992            | 74,207            | 80,212            | 85,860            | 92,947            | 100,012           | 109,228           | 119,044           | 128,489           | 7.6            | 9.2        | 9.0        | 7.9        |
| Idaho .....                 | 16,825            | 18,382            | 20,105            | 21,399            | 22,869            | 24,173            | 25,440            | 27,177            | 29,346            | 5.7            | 5.2        | 6.8        | 8.0        |
| Montana .....               | 13,337            | 14,076            | 15,178            | 15,499            | 16,297            | 16,992            | 17,688            | 18,671            | 19,699            | 4.3            | 4.1        | 5.6        | 5.5        |
| Utah .....                  | 27,500            | 29,788            | 31,950            | 34,579            | 37,278            | 40,354            | 43,770            | 46,717            | 49,745            | 8.3            | 8.5        | 6.7        | 6.5        |
| Wyoming .....               | 8,536             | 9,061             | 9,515             | 9,954             | 10,293            | 10,609            | 11,329            | 11,671            | 12,471            | 3.1            | 6.8        | 3.0        | 6.9        |
| <b>Far West</b> .....       | <b>896,310</b>    | <b>944,465</b>    | <b>969,886</b>    | <b>1,005,357</b>  | <b>1,057,453</b>  | <b>1,116,779</b>  | <b>1,190,198</b>  | <b>1,268,742</b>  | <b>1,358,300</b>  | <b>5.6</b>     | <b>6.6</b> | <b>6.6</b> | <b>7.1</b> |
| Alaska .....                | 13,243            | 14,039            | 14,789            | 15,168            | 15,513            | 15,762            | 16,433            | 17,124            | 17,670            | 1.6            | 4.3        | 4.2        | 3.2        |
| California .....            | 669,842           | 701,572           | 714,107           | 735,104           | 771,470           | 812,404           | 862,756           | 920,452           | 988,339           | 5.3            | 6.2        | 6.7        | 7.4        |
| Hawaii .....                | 26,198            | 27,859            | 29,068            | 29,740            | 30,202            | 30,393            | 31,278            | 31,856            | 33,006            | 6              | 2.9        | 1.8        | 3.6        |
| Nevada .....                | 27,349            | 30,199            | 32,386            | 35,878            | 39,377            | 43,331            | 47,278            | 50,919            | 54,913            | 10.0           | 9.1        | 7.7        | 7.8        |
| Oregon .....                | 54,891            | 58,163            | 61,916            | 66,130            | 71,209            | 75,561            | 81,040            | 85,043            | 89,983            | 6.1            | 7.3        | 4.9        | 5.8        |
| Washington .....            | 104,786           | 112,634           | 117,621           | 123,337           | 129,681           | 139,328           | 151,413           | 163,348           | 174,389           | 7.4            | 8.7        | 7.9        | 6.8        |

<sup>p</sup> Preliminary.<sup>r</sup> Revised.

NOTE.—The personal income level shown for the United States is derived as the sum of the State estimates. It differs from the estimate of personal income in the national income and product accounts (NIPAs) because of

differences in coverage, in the methodologies used to prepare the estimates, and in the timing of the availability of source data. In particular, it differs from the NIPA estimate because, by definition, it omits the earnings of Federal civilian and military personnel stationed abroad and of U.S. residents employed abroad temporarily by private U.S. firms.

Table 2.—Per Capita Personal Income by State and Region, 1969–99

[Dollars]

| Area name                   | 1969 <sup>r</sup> | 1970 <sup>r</sup> | 1971 <sup>r</sup> | 1972 <sup>r</sup> | 1973 <sup>r</sup> | 1974 <sup>r</sup> | 1975 <sup>r</sup> | 1976 <sup>r</sup> | 1977 <sup>r</sup> | 1978 <sup>r</sup> | 1979 <sup>r</sup> |
|-----------------------------|-------------------|-------------------|-------------------|-------------------|-------------------|-------------------|-------------------|-------------------|-------------------|-------------------|-------------------|
| <b>United States</b> .....  | <b>3,846</b>      | <b>4,095</b>      | <b>4,348</b>      | <b>4,723</b>      | <b>5,242</b>      | <b>5,720</b>      | <b>6,155</b>      | <b>6,756</b>      | <b>7,421</b>      | <b>8,291</b>      | <b>9,230</b>      |
| <b>New England</b> .....    | <b>4,194</b>      | <b>4,453</b>      | <b>4,680</b>      | <b>5,031</b>      | <b>5,490</b>      | <b>5,970</b>      | <b>6,363</b>      | <b>6,959</b>      | <b>7,612</b>      | <b>8,465</b>      | <b>9,483</b>      |
| Connecticut .....           | 4,847             | 5,090             | 5,300             | 5,697             | 6,241             | 6,813             | 7,239             | 7,885             | 8,712             | 9,720             | 10,971            |
| Maine .....                 | 3,140             | 3,423             | 3,594             | 3,864             | 4,319             | 4,764             | 5,019             | 5,708             | 6,142             | 6,751             | 7,497             |
| Massachusetts .....         | 4,207             | 4,486             | 4,748             | 5,106             | 5,551             | 6,024             | 6,439             | 6,994             | 7,636             | 8,480             | 9,472             |
| New Hampshire .....         | 3,744             | 3,896             | 4,102             | 4,423             | 4,880             | 5,279             | 5,592             | 6,258             | 6,892             | 7,786             | 8,781             |
| Rhode Island .....          | 3,865             | 4,114             | 4,295             | 4,625             | 4,972             | 5,405             | 5,844             | 6,411             | 7,004             | 7,693             | 8,595             |
| Vermont .....               | 3,388             | 3,634             | 3,856             | 4,176             | 4,548             | 4,869             | 5,192             | 5,753             | 6,179             | 7,036             | 7,853             |
| <b>Mideast</b> .....        | <b>4,331</b>      | <b>4,623</b>      | <b>4,901</b>      | <b>5,281</b>      | <b>5,758</b>      | <b>6,289</b>      | <b>6,758</b>      | <b>7,352</b>      | <b>8,047</b>      | <b>8,892</b>      | <b>9,852</b>      |
| Delaware .....              | 4,421             | 4,608             | 4,892             | 5,303             | 5,871             | 6,347             | 6,729             | 7,349             | 7,913             | 8,658             | 9,549             |
| District of Columbia .....  | 4,528             | 5,018             | 5,545             | 6,073             | 6,522             | 7,306             | 8,068             | 8,775             | 9,702             | 10,448            | 11,336            |
| Maryland .....              | 4,209             | 4,573             | 4,894             | 5,291             | 5,822             | 6,382             | 6,878             | 7,536             | 8,191             | 9,062             | 10,035            |
| New Jersey .....            | 4,525             | 4,835             | 5,127             | 5,521             | 6,043             | 6,576             | 7,037             | 7,703             | 8,462             | 9,408             | 10,469            |
| New York .....              | 4,603             | 4,887             | 5,179             | 5,538             | 5,980             | 6,492             | 6,955             | 7,477             | 8,153             | 8,979             | 9,927             |
| Pennsylvania .....          | 3,815             | 4,077             | 4,294             | 4,683             | 5,168             | 5,704             | 6,170             | 6,800             | 7,493             | 8,305             | 9,225             |
| <b>Great Lakes</b> .....    | <b>4,048</b>      | <b>4,203</b>      | <b>4,478</b>      | <b>4,869</b>      | <b>5,456</b>      | <b>5,926</b>      | <b>6,341</b>      | <b>7,026</b>      | <b>7,799</b>      | <b>8,655</b>      | <b>9,569</b>      |
| Illinois .....              | 4,354             | 4,580             | 4,874             | 5,266             | 5,903             | 6,464             | 6,986             | 7,623             | 8,385             | 9,277             | 10,243            |
| Indiana .....               | 3,714             | 3,810             | 4,105             | 4,455             | 5,100             | 5,440             | 5,830             | 6,516             | 7,199             | 8,006             | 8,814             |
| Michigan .....              | 4,145             | 4,194             | 4,501             | 4,966             | 5,552             | 6,279             | 7,084             | 7,957             | 8,834             | 9,701             | 10,469            |
| Ohio .....                  | 3,934             | 4,101             | 4,328             | 4,691             | 5,218             | 5,733             | 6,087             | 6,753             | 7,511             | 8,326             | 9,251             |
| Wisconsin .....             | 3,751             | 3,983             | 4,238             | 4,595             | 5,130             | 5,622             | 6,061             | 6,670             | 7,417             | 8,292             | 9,281             |
| <b>Plains</b> .....         | <b>3,584</b>      | <b>3,840</b>      | <b>4,095</b>      | <b>4,505</b>      | <b>5,264</b>      | <b>5,570</b>      | <b>6,047</b>      | <b>6,488</b>      | <b>7,171</b>      | <b>8,126</b>      | <b>8,990</b>      |
| Iowa .....                  | 3,652             | 3,862             | 4,005             | 4,473             | 5,398             | 5,596             | 6,192             | 6,580             | 7,283             | 8,438             | 9,114             |
| Kansas .....                | 3,548             | 3,816             | 4,145             | 4,613             | 5,274             | 5,717             | 6,186             | 6,721             | 7,307             | 8,082             | 9,240             |
| Minnesota .....             | 3,779             | 4,053             | 4,275             | 4,628             | 5,431             | 5,838             | 6,216             | 6,729             | 7,559             | 8,471             | 9,409             |
| Missouri .....              | 3,561             | 3,843             | 4,107             | 4,443             | 4,937             | 5,282             | 5,733             | 6,306             | 6,991             | 7,787             | 8,713             |
| Nebraska .....              | 3,572             | 3,796             | 4,121             | 4,527             | 5,269             | 5,465             | 6,168             | 6,453             | 6,993             | 8,120             | 8,784             |
| North Dakota .....          | 3,052             | 3,214             | 3,669             | 4,377             | 6,172             | 6,120             | 6,334             | 6,184             | 6,427             | 8,136             | 8,398             |
| South Dakota .....          | 2,995             | 3,256             | 3,538             | 4,065             | 5,163             | 5,178             | 5,667             | 5,591             | 6,351             | 7,347             | 8,158             |
| <b>Southeast</b> .....      | <b>3,084</b>      | <b>3,336</b>      | <b>3,590</b>      | <b>3,951</b>      | <b>4,419</b>      | <b>4,839</b>      | <b>5,177</b>      | <b>5,719</b>      | <b>6,277</b>      | <b>7,050</b>      | <b>7,852</b>      |
| Alabama .....               | 2,748             | 2,979             | 3,225             | 3,544             | 3,960             | 4,351             | 4,765             | 5,323             | 5,817             | 6,500             | 7,199             |
| Arkansas .....              | 2,619             | 2,849             | 3,096             | 3,415             | 3,985             | 4,376             | 4,655             | 5,155             | 5,670             | 6,509             | 7,088             |
| Florida .....               | 3,659             | 4,006             | 4,286             | 4,703             | 5,235             | 5,616             | 5,895             | 6,376             | 7,010             | 7,921             | 8,879             |
| Georgia .....               | 3,162             | 3,394             | 3,666             | 4,038             | 4,497             | 4,867             | 5,152             | 5,694             | 6,221             | 6,989             | 7,722             |
| Kentucky .....              | 2,971             | 3,184             | 3,391             | 3,715             | 4,145             | 4,607             | 4,933             | 5,462             | 6,095             | 6,784             | 7,640             |
| Louisiana .....             | 2,901             | 3,106             | 3,328             | 3,593             | 3,994             | 4,510             | 4,956             | 5,557             | 6,135             | 6,951             | 7,813             |
| Mississippi .....           | 2,408             | 2,641             | 2,867             | 3,208             | 3,613             | 3,936             | 4,205             | 4,757             | 5,259             | 5,806             | 6,549             |
| North Carolina .....        | 3,051             | 3,285             | 3,510             | 3,899             | 4,365             | 4,743             | 5,039             | 5,584             | 6,058             | 6,780             | 7,461             |
| South Carolina .....        | 2,827             | 3,064             | 3,274             | 3,603             | 4,029             | 4,459             | 4,720             | 5,257             | 5,684             | 6,334             | 7,044             |
| Tennessee .....             | 2,967             | 3,189             | 3,451             | 3,808             | 4,298             | 4,696             | 5,017             | 5,574             | 6,108             | 6,895             | 7,618             |
| Virginia .....              | 3,558             | 3,795             | 4,092             | 4,486             | 4,972             | 5,484             | 5,934             | 6,534             | 7,192             | 8,040             | 8,995             |
| West Virginia .....         | 2,798             | 3,117             | 3,378             | 3,682             | 4,026             | 4,457             | 4,974             | 5,479             | 6,053             | 6,703             | 7,432             |
| <b>Southwest</b> .....      | <b>3,330</b>      | <b>3,614</b>      | <b>3,843</b>      | <b>4,173</b>      | <b>4,655</b>      | <b>5,141</b>      | <b>5,631</b>      | <b>6,218</b>      | <b>6,825</b>      | <b>7,730</b>      | <b>8,744</b>      |
| Arizona .....               | 3,489             | 3,843             | 4,145             | 4,487             | 4,929             | 5,329             | 5,528             | 6,074             | 6,642             | 7,586             | 8,604             |
| New Mexico .....            | 2,921             | 3,197             | 3,431             | 3,761             | 4,137             | 4,568             | 5,045             | 5,527             | 6,087             | 6,847             | 7,619             |
| Oklahoma .....              | 3,198             | 3,477             | 3,711             | 4,020             | 4,524             | 4,986             | 5,475             | 5,974             | 6,586             | 7,387             | 8,485             |
| Texas .....                 | 3,373             | 3,646             | 3,861             | 4,192             | 4,683             | 5,194             | 5,738             | 6,362             | 6,979             | 7,912             | 8,929             |
| <b>Rocky Mountain</b> ..... | <b>3,440</b>      | <b>3,775</b>      | <b>4,065</b>      | <b>4,464</b>      | <b>4,984</b>      | <b>5,514</b>      | <b>5,920</b>      | <b>6,465</b>      | <b>7,066</b>      | <b>7,990</b>      | <b>8,861</b>      |
| Colorado .....              | 3,686             | 4,055             | 4,413             | 4,791             | 5,310             | 5,864             | 6,321             | 6,895             | 7,567             | 8,539             | 9,596             |
| Idaho .....                 | 3,269             | 3,558             | 3,761             | 4,150             | 4,709             | 5,382             | 5,571             | 6,116             | 6,510             | 7,319             | 7,894             |
| Montana .....               | 3,284             | 3,625             | 3,789             | 4,355             | 5,012             | 5,380             | 5,794             | 6,200             | 6,636             | 7,721             | 8,299             |
| Utah .....                  | 3,103             | 3,391             | 3,658             | 3,979             | 4,326             | 4,743             | 5,150             | 5,739             | 6,328             | 7,041             | 7,786             |
| Wyoming .....               | 3,584             | 3,919             | 4,269             | 4,709             | 5,410             | 6,172             | 6,701             | 7,212             | 8,152             | 9,384             | 10,572            |
| <b>Far West</b> .....       | <b>4,420</b>      | <b>4,686</b>      | <b>4,907</b>      | <b>5,312</b>      | <b>5,824</b>      | <b>6,438</b>      | <b>7,002</b>      | <b>7,721</b>      | <b>8,440</b>      | <b>9,462</b>      | <b>10,628</b>     |
| Alaska .....                | 4,749             | 5,243             | 5,581             | 5,939             | 6,801             | 8,108             | 10,600            | 12,048            | 12,346            | 12,464            | 13,204            |
| California .....            | 4,540             | 4,815             | 5,034             | 5,451             | 5,947             | 6,553             | 7,091             | 7,815             | 8,570             | 9,618             | 10,846            |
| Hawaii .....                | 4,548             | 5,096             | 5,332             | 5,697             | 6,151             | 6,952             | 7,388             | 7,880             | 8,356             | 9,148             | 10,188            |
| Nevada .....                | 4,520             | 4,946             | 5,227             | 5,557             | 6,114             | 6,490             | 7,009             | 7,719             | 8,550             | 9,780             | 10,765            |
| Oregon .....                | 3,677             | 3,940             | 4,212             | 4,625             | 5,135             | 5,726             | 6,181             | 6,913             | 7,556             | 8,476             | 9,415             |
| Washington .....            | 4,097             | 4,205             | 4,381             | 4,731             | 5,312             | 5,919             | 6,533             | 7,181             | 7,832             | 8,887             | 9,965             |

See footnotes at end of table.



Table 2.—Per Capita Personal Income by State and Region, 1969–99—Continued

[Dollars]

| Area name                   | 1980 <sup>r</sup> | 1981 <sup>r</sup> | 1982 <sup>r</sup> | 1983 <sup>r</sup> | 1984 <sup>r</sup> | 1985 <sup>r</sup> | 1986 <sup>r</sup> | 1987 <sup>r</sup> | 1988 <sup>r</sup> | 1989 <sup>r</sup> | 1990 <sup>r</sup> |
|-----------------------------|-------------------|-------------------|-------------------|-------------------|-------------------|-------------------|-------------------|-------------------|-------------------|-------------------|-------------------|
| <b>United States</b> .....  | <b>10,183</b>     | <b>11,280</b>     | <b>11,901</b>     | <b>12,554</b>     | <b>13,824</b>     | <b>14,705</b>     | <b>15,397</b>     | <b>16,284</b>     | <b>17,403</b>     | <b>18,566</b>     | <b>19,584</b>     |
| <b>New England</b> .....    | <b>10,701</b>     | <b>11,883</b>     | <b>12,800</b>     | <b>13,755</b>     | <b>15,341</b>     | <b>16,471</b>     | <b>17,638</b>     | <b>19,156</b>     | <b>20,915</b>     | <b>22,200</b>     | <b>22,900</b>     |
| Connecticut .....           | 12,439            | 13,865            | 14,903            | 15,799            | 17,580            | 18,763            | 20,038            | 21,895            | 24,007            | 25,797            | 26,736            |
| Maine .....                 | 8,408             | 9,231             | 9,873             | 10,551            | 11,665            | 12,533            | 13,463            | 14,595            | 15,813            | 16,886            | 17,479            |
| Massachusetts .....         | 10,673            | 11,830            | 12,803            | 13,859            | 15,549            | 16,720            | 17,954            | 19,504            | 21,334            | 22,458            | 23,223            |
| New Hampshire .....         | 9,915             | 11,079            | 11,906            | 13,041            | 14,534            | 15,819            | 16,974            | 18,371            | 19,759            | 20,635            | 20,713            |
| Rhode Island .....          | 9,742             | 10,815            | 11,605            | 12,439            | 13,717            | 14,685            | 15,587            | 16,651            | 18,271            | 19,657            | 20,194            |
| Vermont .....               | 8,702             | 9,717             | 10,287            | 10,968            | 12,048            | 12,994            | 13,842            | 14,992            | 16,197            | 17,517            | 18,055            |
| <b>Mideast</b> .....        | <b>10,978</b>     | <b>12,169</b>     | <b>13,055</b>     | <b>13,869</b>     | <b>15,268</b>     | <b>16,302</b>     | <b>17,277</b>     | <b>18,476</b>     | <b>19,992</b>     | <b>21,394</b>     | <b>22,611</b>     |
| Delaware .....              | 10,803            | 11,873            | 12,727            | 13,529            | 14,816            | 16,056            | 16,781            | 17,933            | 19,312            | 20,930            | 21,636            |
| District of Columbia .....  | 12,347            | 13,530            | 14,805            | 15,532            | 17,126            | 18,177            | 19,030            | 20,251            | 22,440            | 24,311            | 26,627            |
| Maryland .....              | 11,230            | 12,403            | 13,246            | 14,228            | 15,693            | 16,961            | 17,966            | 19,216            | 20,626            | 22,001            | 23,023            |
| New Jersey .....            | 11,778            | 13,057            | 13,999            | 15,036            | 16,549            | 17,652            | 18,711            | 20,230            | 22,142            | 23,595            | 24,766            |
| New York .....              | 11,095            | 12,364            | 13,344            | 14,188            | 15,739            | 16,734            | 17,827            | 19,031            | 20,604            | 21,966            | 23,315            |
| Pennsylvania .....          | 10,151            | 11,184            | 11,887            | 12,455            | 13,512            | 14,445            | 15,186            | 16,142            | 17,323            | 18,725            | 19,823            |
| <b>Great Lakes</b> .....    | <b>10,350</b>     | <b>11,282</b>     | <b>11,743</b>     | <b>12,352</b>     | <b>13,654</b>     | <b>14,522</b>     | <b>15,253</b>     | <b>16,048</b>     | <b>17,100</b>     | <b>18,218</b>     | <b>19,149</b>     |
| Illinois .....              | 11,077            | 12,250            | 12,771            | 13,289            | 14,682            | 15,508            | 16,284            | 17,289            | 18,461            | 19,634            | 20,756            |
| Indiana .....               | 9,449             | 10,355            | 10,698            | 11,203            | 12,445            | 13,143            | 13,821            | 14,664            | 15,616            | 16,770            | 17,625            |
| Michigan .....              | 10,369            | 11,125            | 11,462            | 12,243            | 13,576            | 14,734            | 15,573            | 16,130            | 17,198            | 18,276            | 19,022            |
| Ohio .....                  | 10,103            | 10,982            | 11,485            | 12,167            | 13,449            | 14,295            | 14,933            | 15,675            | 16,739            | 17,825            | 18,792            |
| Wisconsin .....             | 10,161            | 11,006            | 11,592            | 12,046            | 13,182            | 13,845            | 14,530            | 15,358            | 16,201            | 17,299            | 18,160            |
| <b>Plains</b> .....         | <b>9,637</b>      | <b>10,834</b>     | <b>11,399</b>     | <b>11,895</b>     | <b>13,254</b>     | <b>14,020</b>     | <b>14,656</b>     | <b>15,477</b>     | <b>16,143</b>     | <b>17,256</b>     | <b>18,217</b>     |
| Iowa .....                  | 9,671             | 10,968            | 11,227            | 11,485            | 12,798            | 13,395            | 14,020            | 14,899            | 15,315            | 16,562            | 17,380            |
| Kansas .....                | 10,038            | 11,248            | 11,989            | 12,373            | 13,602            | 14,330            | 14,904            | 15,583            | 16,331            | 17,093            | 18,182            |
| Minnesota .....             | 10,320            | 11,320            | 11,992            | 12,594            | 14,255            | 15,093            | 15,881            | 16,899            | 17,592            | 18,966            | 20,011            |
| Missouri .....              | 9,390             | 10,457            | 11,035            | 11,716            | 12,960            | 13,868            | 14,505            | 15,250            | 16,086            | 17,083            | 17,751            |
| Nebraska .....              | 9,272             | 10,685            | 11,228            | 11,601            | 12,968            | 13,743            | 14,215            | 15,035            | 15,984            | 16,878            | 18,088            |
| North Dakota .....          | 8,095             | 10,342            | 10,990            | 11,386            | 12,307            | 12,811            | 13,126            | 13,565            | 12,745            | 14,357            | 15,880            |
| South Dakota .....          | 8,142             | 9,451             | 9,915             | 10,195            | 11,619            | 11,942            | 12,486            | 13,217            | 13,807            | 14,767            | 16,238            |
| <b>Southeast</b> .....      | <b>8,713</b>      | <b>9,705</b>      | <b>10,259</b>     | <b>10,911</b>     | <b>12,060</b>     | <b>12,864</b>     | <b>13,517</b>     | <b>14,345</b>     | <b>15,393</b>     | <b>16,495</b>     | <b>17,408</b>     |
| Alabama .....               | 7,892             | 8,712             | 9,185             | 9,783             | 10,800            | 11,583            | 12,202            | 12,912            | 13,842            | 14,899            | 15,832            |
| Arkansas .....              | 7,586             | 8,564             | 8,952             | 9,476             | 10,560            | 11,264            | 11,734            | 12,184            | 13,016            | 13,813            | 14,509            |
| Florida .....               | 10,049            | 11,195            | 11,789            | 12,637            | 13,764            | 14,705            | 15,423            | 16,415            | 17,593            | 19,045            | 19,855            |
| Georgia .....               | 8,474             | 9,435             | 10,054            | 10,849            | 12,185            | 13,143            | 13,990            | 14,820            | 15,876            | 16,803            | 17,738            |
| Kentucky .....              | 8,231             | 9,110             | 9,589             | 9,859             | 11,062            | 11,558            | 11,995            | 12,782            | 13,570            | 14,602            | 15,484            |
| Louisiana .....             | 8,833             | 10,037            | 10,558            | 10,865            | 11,628            | 12,121            | 12,028            | 12,266            | 13,113            | 13,997            | 15,223            |
| Mississippi .....           | 7,076             | 7,901             | 8,301             | 8,615             | 9,463             | 9,922             | 10,293            | 10,913            | 11,695            | 12,540            | 13,164            |
| North Carolina .....        | 8,247             | 9,184             | 9,690             | 10,480            | 11,788            | 12,649            | 13,444            | 14,325            | 15,461            | 16,539            | 17,367            |
| South Carolina .....        | 7,794             | 8,651             | 9,071             | 9,775             | 10,910            | 11,666            | 12,258            | 13,056            | 14,045            | 14,834            | 16,050            |
| Tennessee .....             | 8,319             | 9,196             | 9,695             | 10,276            | 11,453            | 12,247            | 12,995            | 13,909            | 14,910            | 15,883            | 16,821            |
| Virginia .....              | 10,176            | 11,291            | 12,075            | 12,936            | 14,298            | 15,286            | 16,237            | 17,332            | 18,556            | 19,780            | 20,538            |
| West Virginia .....         | 8,172             | 8,866             | 9,439             | 9,626             | 10,417            | 10,936            | 11,464            | 11,950            | 12,708            | 13,529            | 14,579            |
| <b>Southwest</b> .....      | <b>9,762</b>      | <b>11,118</b>     | <b>11,688</b>     | <b>12,024</b>     | <b>13,102</b>     | <b>13,888</b>     | <b>13,974</b>     | <b>14,335</b>     | <b>15,135</b>     | <b>16,092</b>     | <b>17,119</b>     |
| Arizona .....               | 9,590             | 10,658            | 10,945            | 11,654            | 12,885            | 13,808            | 14,463            | 15,130            | 15,795            | 16,568            | 17,211            |
| New Mexico .....            | 8,402             | 9,334             | 9,894             | 10,367            | 11,215            | 11,999            | 12,226            | 12,686            | 13,322            | 14,085            | 14,960            |
| Oklahoma .....              | 9,580             | 11,003            | 11,817            | 11,725            | 12,687            | 13,265            | 13,288            | 13,464            | 14,257            | 15,265            | 16,214            |
| Texas .....                 | 9,957             | 11,391            | 11,961            | 12,303            | 13,396            | 14,196            | 14,165            | 14,486            | 15,324            | 16,323            | 17,458            |
| <b>Rocky Mountain</b> ..... | <b>9,856</b>      | <b>10,940</b>     | <b>11,526</b>     | <b>12,028</b>     | <b>12,994</b>     | <b>13,590</b>     | <b>13,940</b>     | <b>14,487</b>     | <b>15,220</b>     | <b>16,384</b>     | <b>17,491</b>     |
| Colorado .....              | 10,809            | 12,141            | 12,945            | 13,570            | 14,751            | 15,416            | 15,772            | 16,417            | 17,285            | 18,548            | 19,703            |
| Idaho .....                 | 8,735             | 9,405             | 9,621             | 10,315            | 11,069            | 11,647            | 11,968            | 12,611            | 13,548            | 14,803            | 15,866            |
| Montana .....               | 9,143             | 10,244            | 10,672            | 11,045            | 11,705            | 11,900            | 12,465            | 12,996            | 13,362            | 14,623            | 15,524            |
| Utah .....                  | 8,464             | 9,290             | 9,807             | 10,333            | 11,233            | 11,846            | 12,248            | 12,638            | 13,156            | 13,977            | 14,996            |
| Wyoming .....               | 11,753            | 12,879            | 13,251            | 12,723            | 13,493            | 14,242            | 14,004            | 14,194            | 14,968            | 16,383            | 17,996            |
| <b>Far West</b> .....       | <b>11,752</b>     | <b>12,857</b>     | <b>13,414</b>     | <b>14,138</b>     | <b>15,443</b>     | <b>16,367</b>     | <b>17,074</b>     | <b>18,006</b>     | <b>19,096</b>     | <b>20,233</b>     | <b>21,396</b>     |
| Alaska .....                | 14,807            | 16,492            | 18,379            | 19,045            | 19,385            | 20,200            | 19,699            | 19,334            | 19,882            | 21,526            | 22,719            |
| California .....            | 12,029            | 13,205            | 13,774            | 14,491            | 15,927            | 16,909            | 17,628            | 18,625            | 19,713            | 20,765            | 21,889            |
| Hawaii .....                | 11,512            | 12,309            | 12,927            | 13,880            | 14,912            | 15,693            | 16,409            | 17,392            | 18,891            | 20,540            | 22,391            |
| Nevada .....                | 11,780            | 12,780            | 12,986            | 13,465            | 14,435            | 15,332            | 16,027            | 16,886            | 18,180            | 19,568            | 20,674            |
| Oregon .....                | 10,196            | 10,862            | 11,128            | 11,832            | 12,866            | 13,547            | 14,162            | 14,911            | 16,062            | 17,222            | 18,253            |
| Washington .....            | 10,913            | 11,903            | 12,431            | 13,124            | 14,021            | 14,738            | 15,522            | 16,300            | 17,270            | 18,670            | 20,026            |

See footnotes at end of table.

Table 2.—Per Capita Personal Income by State and Region, 1969–99—Continued

[Dollars]

| Area name                   | 1991 <sup>r</sup> | 1992 <sup>r</sup> | 1993 <sup>r</sup> | 1994 <sup>r</sup> | 1995 <sup>r</sup> | 1996 <sup>r</sup> | 1997 <sup>r</sup> | 1998 <sup>r</sup> | 1999 <sup>p</sup> | Percent change | Percent of national average | Rank in U.S. |
|-----------------------------|-------------------|-------------------|-------------------|-------------------|-------------------|-------------------|-------------------|-------------------|-------------------|----------------|-----------------------------|--------------|
|                             |                   |                   |                   |                   |                   |                   |                   |                   |                   | 1998–99        | 1999                        | 1999         |
|                             |                   |                   |                   |                   |                   |                   |                   |                   |                   |                |                             |              |
| <b>United States</b> .....  | <b>20,089</b>     | <b>21,082</b>     | <b>21,718</b>     | <b>22,581</b>     | <b>23,562</b>     | <b>24,651</b>     | <b>25,924</b>     | <b>27,203</b>     | <b>28,518</b>     | <b>4.8</b>     | .....                       | .....        |
| <b>New England</b> .....    | <b>23,257</b>     | <b>24,452</b>     | <b>25,208</b>     | <b>26,229</b>     | <b>27,426</b>     | <b>28,820</b>     | <b>30,676</b>     | <b>32,373</b>     | <b>34,264</b>     | <b>5.8</b>     | <b>120</b>                  | .....        |
| Connecticut .....           | 26,863            | 28,635            | 29,602            | 30,532            | 31,947            | 33,472            | 35,636            | 37,338            | 39,167            | 4.9            | 137                         | 1            |
| Maine .....                 | 17,662            | 18,350            | 18,810            | 19,531            | 20,240            | 21,293            | 22,394            | 23,499            | 24,960            | 6.2            | 88                          | 37           |
| Massachusetts .....         | 23,749            | 24,876            | 25,664            | 26,841            | 28,051            | 29,618            | 31,592            | 33,496            | 35,733            | 6.7            | 125                         | 3            |
| New Hampshire .....         | 21,326            | 22,154            | 22,521            | 23,820            | 25,008            | 26,042            | 27,746            | 29,480            | 30,905            | 4.8            | 108                         | 8            |
| Rhode Island .....          | 20,363            | 21,257            | 22,137            | 22,762            | 24,046            | 25,123            | 26,855            | 28,262            | 29,720            | 5.2            | 104                         | 14           |
| Vermont .....               | 18,218            | 19,293            | 19,785            | 20,553            | 21,359            | 22,295            | 23,382            | 24,602            | 25,892            | 5.2            | 91                          | 32           |
| <b>Mideast</b> .....        | <b>23,211</b>     | <b>24,393</b>     | <b>24,937</b>     | <b>25,700</b>     | <b>26,856</b>     | <b>28,201</b>     | <b>29,585</b>     | <b>31,100</b>     | <b>32,717</b>     | <b>5.2</b>     | <b>115</b>                  | .....        |
| Delaware .....              | 22,342            | 23,094            | 23,823            | 24,530            | 25,391            | 26,640            | 27,605            | 29,383            | 30,685            | 4.4            | 108                         | 9            |
| District of Columbia .....  | 28,068            | 30,013            | 31,665            | 32,743            | 33,045            | 34,401            | 35,230            | 36,415            | 38,228            | 5.0            | 134                         | .....        |
| Maryland .....              | 23,571            | 24,358            | 25,104            | 26,046            | 26,896            | 27,844            | 29,112            | 30,557            | 32,166            | 5.3            | 113                         | 5            |
| New Jersey .....            | 25,153            | 26,597            | 27,101            | 27,885            | 29,277            | 30,795            | 32,582            | 34,383            | 36,106            | 5.0            | 127                         | 2            |
| New York .....              | 23,942            | 25,199            | 25,589            | 26,359            | 27,721            | 29,266            | 30,538            | 32,108            | 33,946            | 5.7            | 119                         | 4            |
| Pennsylvania .....          | 20,505            | 21,550            | 22,211            | 22,864            | 23,738            | 24,838            | 26,211            | 27,469            | 28,676            | 4.4            | 101                         | 16           |
| <b>Great Lakes</b> .....    | <b>19,599</b>     | <b>20,764</b>     | <b>21,575</b>     | <b>22,724</b>     | <b>23,703</b>     | <b>24,604</b>     | <b>25,965</b>     | <b>27,187</b>     | <b>28,303</b>     | <b>4.1</b>     | <b>99</b>                   | .....        |
| Illinois .....              | 21,320            | 22,764            | 23,386            | 24,440            | 25,643            | 27,005            | 28,468            | 29,853            | 31,278            | 4.8            | 110                         | 7            |
| Indiana .....               | 18,055            | 19,269            | 20,112            | 21,153            | 21,845            | 22,775            | 23,909            | 25,163            | 26,092            | 3.7            | 91                          | 30           |
| Michigan .....              | 19,318            | 20,278            | 21,390            | 22,862            | 23,975            | 24,447            | 25,780            | 26,885            | 27,844            | 3.6            | 98                          | 19           |
| Ohio .....                  | 19,217            | 20,242            | 20,999            | 22,063            | 22,887            | 23,613            | 24,998            | 26,073            | 27,081            | 3.9            | 95                          | 25           |
| Wisconsin .....             | 18,711            | 19,872            | 20,639            | 21,699            | 22,573            | 23,554            | 24,941            | 26,284            | 27,412            | 4.3            | 96                          | 22           |
| <b>Plains</b> .....         | <b>18,842</b>     | <b>19,928</b>     | <b>20,389</b>     | <b>21,558</b>     | <b>22,363</b>     | <b>23,802</b>     | <b>24,936</b>     | <b>26,118</b>     | <b>27,285</b>     | <b>4.5</b>     | <b>96</b>                   | .....        |
| Iowa .....                  | 17,859            | 18,939            | 18,929            | 20,498            | 21,181            | 22,713            | 23,882            | 24,745            | 25,727            | 4.0            | 90                          | 33           |
| Kansas .....                | 18,832            | 19,955            | 20,510            | 21,352            | 21,889            | 23,121            | 24,406            | 25,537            | 26,633            | 4.3            | 93                          | 26           |
| Minnesota .....             | 20,489            | 21,698            | 22,068            | 23,467            | 24,583            | 26,267            | 27,536            | 29,263            | 30,622            | 4.6            | 107                         | 10           |
| Missouri .....              | 18,560            | 19,542            | 20,295            | 21,267            | 22,094            | 23,099            | 24,368            | 25,150            | 26,187            | 4.1            | 92                          | 29           |
| Nebraska .....              | 18,766            | 19,688            | 20,167            | 21,168            | 22,196            | 24,045            | 24,769            | 25,924            | 27,437            | 5.8            | 96                          | 21           |
| North Dakota .....          | 16,270            | 17,692            | 17,830            | 19,033            | 19,084            | 21,166            | 20,876            | 22,892            | 23,518            | 2.7            | 82                          | 38           |
| South Dakota .....          | 16,961            | 17,966            | 18,565            | 19,607            | 19,848            | 21,736            | 22,410            | 23,715            | 25,107            | 5.9            | 88                          | 36           |
| <b>Southeast</b> .....      | <b>17,974</b>     | <b>18,887</b>     | <b>19,690</b>     | <b>20,563</b>     | <b>21,500</b>     | <b>22,477</b>     | <b>23,545</b>     | <b>24,605</b>     | <b>25,708</b>     | <b>4.5</b>     | <b>90</b>                   | .....        |
| Alabama .....               | 16,536            | 17,462            | 17,991            | 18,860            | 19,683            | 20,329            | 21,260            | 22,054            | 22,946            | 4.0            | 80                          | 43           |
| Arkansas .....              | 15,255            | 16,425            | 16,995            | 17,750            | 18,546            | 19,442            | 20,342            | 21,167            | 22,114            | 4.5            | 78                          | 47           |
| Florida .....               | 20,189            | 20,661            | 21,652            | 22,340            | 23,512            | 24,616            | 25,645            | 26,845            | 28,023            | 4.4            | 98                          | 18           |
| Georgia .....               | 18,289            | 19,333            | 20,129            | 21,170            | 22,230            | 23,586            | 24,594            | 25,839            | 27,198            | 5.3            | 95                          | 23           |
| Kentucky .....              | 16,241            | 17,320            | 17,815            | 18,514            | 19,215            | 20,155            | 21,286            | 22,183            | 23,161            | 4.4            | 81                          | 42           |
| Louisiana .....             | 16,076            | 16,968            | 17,717            | 18,779            | 19,541            | 20,254            | 21,254            | 22,206            | 22,792            | 2.6            | 80                          | 45           |
| Mississippi .....           | 13,806            | 14,711            | 15,468            | 16,549            | 17,185            | 18,044            | 18,873            | 19,776            | 20,506            | 3.7            | 72                          | 50           |
| North Carolina .....        | 17,879            | 19,120            | 20,042            | 20,931            | 21,938            | 22,940            | 24,210            | 25,181            | 26,220            | 4.1            | 92                          | 28           |
| South Carolina .....        | 16,409            | 17,165            | 17,805            | 18,686            | 19,473            | 20,403            | 21,416            | 22,372            | 23,496            | 5.0            | 82                          | 39           |
| Tennessee .....             | 17,503            | 18,840            | 19,741            | 20,696            | 21,800            | 22,450            | 23,445            | 24,437            | 25,581            | 4.7            | 90                          | 34           |
| Virginia .....              | 21,092            | 21,965            | 22,773            | 23,709            | 24,456            | 25,495            | 26,810            | 28,063            | 29,484            | 5.1            | 103                         | 15           |
| West Virginia .....         | 15,219            | 16,118            | 16,724            | 17,413            | 17,913            | 18,566            | 19,406            | 20,185            | 20,888            | 3.5            | 73                          | 49           |
| <b>Southwest</b> .....      | <b>17,745</b>     | <b>18,636</b>     | <b>19,300</b>     | <b>20,086</b>     | <b>20,978</b>     | <b>21,946</b>     | <b>23,261</b>     | <b>24,551</b>     | <b>25,653</b>     | <b>4.5</b>     | <b>90</b>                   | .....        |
| Arizona .....               | 17,563            | 18,131            | 18,756            | 19,774            | 20,634            | 21,611            | 22,839            | 24,206            | 25,307            | 4.5            | 89                          | 35           |
| New Mexico .....            | 15,744            | 16,425            | 17,226            | 17,946            | 18,852            | 19,478            | 20,288            | 21,164            | 22,063            | 4.2            | 77                          | 48           |
| Oklahoma .....              | 16,721            | 17,526            | 18,085            | 18,730            | 19,394            | 20,151            | 21,080            | 21,964            | 22,801            | 3.8            | 80                          | 44           |
| Texas .....                 | 18,150            | 19,146            | 19,825            | 20,590            | 21,526            | 22,557            | 23,998            | 25,369            | 26,525            | 4.6            | 93                          | 27           |
| <b>Rocky Mountain</b> ..... | <b>18,208</b>     | <b>19,062</b>     | <b>20,003</b>     | <b>20,782</b>     | <b>21,841</b>     | <b>22,930</b>     | <b>24,332</b>     | <b>25,783</b>     | <b>27,244</b>     | <b>5.7</b>     | <b>96</b>                   | .....        |
| Colorado .....              | 20,487            | 21,447            | 22,526            | 23,498            | 24,865            | 26,231            | 28,070            | 29,994            | 31,678            | 5.6            | 111                         | 6            |
| Idaho .....                 | 16,195            | 17,236            | 18,258            | 18,846            | 19,630            | 20,353            | 21,013            | 22,079            | 23,445            | 6.2            | 82                          | 40           |
| Montana .....               | 16,509            | 17,114            | 18,072            | 18,129            | 18,764            | 19,383            | 20,130            | 21,229            | 22,314            | 5.1            | 78                          | 46           |
| Utah .....                  | 15,661            | 16,354            | 17,031            | 17,912            | 18,858            | 19,955            | 21,192            | 22,240            | 23,356            | 5.0            | 82                          | 41           |
| Wyoming .....               | 18,867            | 19,550            | 20,287            | 20,957            | 21,514            | 22,098            | 23,601            | 24,312            | 26,003            | 7.0            | 91                          | 31           |
| <b>Far West</b> .....       | <b>21,686</b>     | <b>22,457</b>     | <b>22,784</b>     | <b>23,397</b>     | <b>24,380</b>     | <b>25,456</b>     | <b>26,723</b>     | <b>28,068</b>     | <b>29,637</b>     | <b>5.6</b>     | <b>104</b>                  | .....        |
| Alaska .....                | 23,264            | 23,913            | 24,772            | 25,253            | 25,798            | 26,057            | 26,990            | 27,835            | 28,523            | 2.5            | 100                         | 17           |
| California .....            | 22,024            | 22,722            | 22,927            | 23,473            | 24,496            | 25,563            | 26,779            | 28,163            | 29,819            | 5.9            | 105                         | 13           |
| Hawaii .....                | 23,155            | 24,227            | 25,026            | 25,335            | 25,584            | 25,661            | 26,299            | 26,759            | 27,842            | 4.0            | 98                          | 20           |
| Nevada .....                | 21,283            | 22,694            | 23,465            | 24,635            | 25,808            | 27,142            | 28,216            | 29,200            | 30,351            | 3.9            | 106                         | 11           |
| Oregon .....                | 18,806            | 19,558            | 20,404            | 21,421            | 22,668            | 23,649            | 24,987            | 25,912            | 27,135            | 4.7            | 95                          | 24           |
| Washington .....            | 20,901            | 21,917            | 22,414            | 23,119            | 23,878            | 25,287            | 27,018            | 28,719            | 30,295            | 5.5            | 106                         | 12           |

<sup>p</sup> Preliminary.  
<sup>r</sup> Revised.

NOTE.—Per capita personal income is total personal income divided by total midyear population estimates of the Bureau of the Census.

Table 3.—Disposable Personal Income by State and Region, 1969–99

[Millions of dollars]

| Area name                   | 1969 <sup>r</sup> | 1970 <sup>r</sup> | 1971 <sup>r</sup> | 1972 <sup>r</sup> | 1973 <sup>r</sup> | 1974 <sup>r</sup> | 1975 <sup>r</sup> | 1976 <sup>r</sup> | 1977 <sup>r</sup> | 1978 <sup>r</sup> | 1979 <sup>r</sup> |
|-----------------------------|-------------------|-------------------|-------------------|-------------------|-------------------|-------------------|-------------------|-------------------|-------------------|-------------------|-------------------|
| <b>United States</b> .....  | <b>669,090</b>    | <b>730,495</b>    | <b>796,385</b>    | <b>863,267</b>    | <b>974,049</b>    | <b>1,067,363</b>  | <b>1,176,364</b>  | <b>1,294,737</b>  | <b>1,430,303</b>  | <b>1,608,496</b>  | <b>1,800,275</b>  |
| <b>New England</b> .....    | <b>42,056</b>     | <b>45,960</b>     | <b>49,460</b>     | <b>52,771</b>     | <b>58,232</b>     | <b>63,291</b>     | <b>68,541</b>     | <b>74,625</b>     | <b>81,785</b>     | <b>90,740</b>     | <b>101,274</b>    |
| Connecticut .....           | 12,269            | 13,413            | 14,286            | 15,167            | 16,727            | 18,298            | 19,770            | 21,278            | 23,544            | 26,085            | 29,287            |
| Maine .....                 | 2,763             | 3,065             | 3,327             | 3,622             | 4,056             | 4,538             | 4,887             | 5,623             | 6,142             | 6,776             | 7,550             |
| Massachusetts .....         | 20,176            | 22,051            | 23,797            | 25,269            | 27,786            | 30,049            | 32,528            | 35,075            | 38,101            | 42,171            | 46,738            |
| New Hampshire .....         | 2,396             | 2,540             | 2,797             | 3,043             | 3,488             | 3,828             | 4,175             | 4,730             | 5,334             | 6,126             | 7,046             |
| Rhode Island .....          | 3,171             | 3,480             | 3,686             | 3,971             | 4,283             | 4,532             | 4,959             | 5,414             | 5,958             | 6,464             | 7,144             |
| Vermont .....               | 1,280             | 1,411             | 1,567             | 1,699             | 1,893             | 2,046             | 2,223             | 2,505             | 2,707             | 3,118             | 3,509             |
| <b>Mideast</b> .....        | <b>155,287</b>    | <b>169,674</b>    | <b>183,741</b>    | <b>195,656</b>    | <b>213,882</b>    | <b>231,944</b>    | <b>252,975</b>    | <b>273,577</b>    | <b>297,011</b>    | <b>326,163</b>    | <b>358,454</b>    |
| Delaware .....              | 1,963             | 2,099             | 2,312             | 2,539             | 2,835             | 3,099             | 3,361             | 3,644             | 3,945             | 4,346             | 4,761             |
| District of Columbia .....  | 2,950             | 3,257             | 3,623             | 3,908             | 4,129             | 4,564             | 4,990             | 5,238             | 5,735             | 6,005             | 6,288             |
| Maryland .....              | 13,502            | 15,223            | 16,871            | 18,190            | 20,271            | 22,189            | 24,474            | 26,930            | 29,194            | 32,381            | 35,758            |
| New Jersey .....            | 27,818            | 30,438            | 33,124            | 35,422            | 39,106            | 42,391            | 46,025            | 49,916            | 54,229            | 60,275            | 66,577            |
| New York .....              | 70,150            | 76,517            | 82,642            | 87,292            | 93,953            | 100,955           | 109,421           | 116,822           | 126,091           | 137,332           | 150,126           |
| Pennsylvania .....          | 38,906            | 42,140            | 45,169            | 48,307            | 53,589            | 58,746            | 64,703            | 71,027            | 77,818            | 85,824            | 94,945            |
| <b>Great Lakes</b> .....    | <b>138,645</b>    | <b>147,071</b>    | <b>159,997</b>    | <b>172,329</b>    | <b>194,838</b>    | <b>211,419</b>    | <b>229,406</b>    | <b>252,477</b>    | <b>279,991</b>    | <b>310,434</b>    | <b>342,933</b>    |
| Illinois .....              | 41,040            | 43,724            | 47,631            | 51,039            | 57,670            | 62,949            | 69,120            | 75,084            | 82,765            | 91,570            | 100,333           |
| Indiana .....               | 16,509            | 17,345            | 19,049            | 20,633            | 24,005            | 25,298            | 27,605            | 30,669            | 33,978            | 37,928            | 41,811            |
| Michigan .....              | 31,162            | 32,393            | 35,371            | 38,558            | 43,684            | 47,052            | 50,582            | 56,303            | 62,944            | 69,581            | 76,880            |
| Ohio .....                  | 35,883            | 38,311            | 41,323            | 44,125            | 49,275            | 53,990            | 57,813            | 63,721            | 70,605            | 78,275            | 86,471            |
| Wisconsin .....             | 14,052            | 15,298            | 16,623            | 17,974            | 20,205            | 22,130            | 24,286            | 26,701            | 29,699            | 33,082            | 37,458            |
| <b>Plains</b> .....         | <b>50,618</b>     | <b>55,334</b>     | <b>60,174</b>     | <b>65,678</b>     | <b>77,736</b>     | <b>81,108</b>     | <b>89,516</b>     | <b>96,138</b>     | <b>106,628</b>    | <b>121,132</b>    | <b>133,534</b>    |
| Iowa .....                  | 8,997             | 9,671             | 10,221            | 11,262            | 13,736            | 13,880            | 15,670            | 16,636            | 18,509            | 21,569            | 23,060            |
| Kansas .....                | 6,940             | 7,559             | 8,324             | 9,214             | 10,557            | 11,331            | 12,464            | 13,642            | 14,857            | 16,482            | 18,786            |
| Minnesota .....             | 12,294            | 13,571            | 14,599            | 15,616            | 18,678            | 19,747            | 21,313            | 23,111            | 26,076            | 29,279            | 32,506            |
| Missouri .....              | 14,265            | 15,758            | 17,138            | 18,428            | 20,806            | 22,137            | 24,406            | 26,802            | 29,857            | 33,211            | 37,152            |
| Nebraska .....              | 4,618             | 4,997             | 5,583             | 6,075             | 7,144             | 7,361             | 8,490             | 8,891             | 9,545             | 11,204            | 11,995            |
| North Dakota .....          | 1,691             | 1,790             | 2,105             | 2,525             | 3,579             | 3,449             | 3,607             | 3,558             | 3,741             | 4,736             | 4,886             |
| South Dakota .....          | 1,812             | 1,988             | 2,204             | 2,558             | 3,236             | 3,203             | 3,565             | 3,498             | 4,042             | 4,651             | 5,151             |
| <b>Southeast</b> .....      | <b>117,532</b>    | <b>129,984</b>    | <b>144,278</b>    | <b>160,347</b>    | <b>184,224</b>    | <b>204,992</b>    | <b>227,081</b>    | <b>252,663</b>    | <b>280,998</b>    | <b>319,098</b>    | <b>359,428</b>    |
| Alabama .....               | 8,341             | 9,212             | 10,148            | 11,198            | 12,668            | 14,077            | 15,799            | 17,824            | 19,698            | 22,248            | 24,745            |
| Arkansas .....              | 4,455             | 4,919             | 5,525             | 6,208             | 7,372             | 8,200             | 9,124             | 10,019            | 11,258            | 13,127            | 14,369            |
| Florida .....               | 21,339            | 24,369            | 27,452            | 31,104            | 36,727            | 41,494            | 45,565            | 49,841            | 55,871            | 64,448            | 74,477            |
| Georgia .....               | 12,536            | 13,815            | 15,423            | 17,092            | 19,588            | 21,571            | 23,557            | 26,149            | 28,877            | 32,700            | 36,423            |
| Kentucky .....              | 8,306             | 9,085             | 9,970             | 10,892            | 12,426            | 13,730            | 15,251            | 17,116            | 19,179            | 21,513            | 24,463            |
| Louisiana .....             | 9,316             | 10,205            | 11,129            | 12,089            | 13,591            | 15,339            | 17,327            | 19,559            | 21,883            | 24,972            | 28,322            |
| Mississippi .....           | 4,849             | 5,298             | 5,960             | 6,691             | 7,723             | 8,429             | 9,229             | 10,487            | 11,771            | 13,001            | 14,738            |
| North Carolina .....        | 13,413            | 14,742            | 16,212            | 18,094            | 20,741            | 22,727            | 25,041            | 27,743            | 30,369            | 34,279            | 37,819            |
| South Carolina .....        | 6,437             | 7,131             | 7,822             | 8,622             | 9,901             | 11,203            | 12,404            | 13,832            | 15,153            | 17,136            | 19,133            |
| Tennessee .....             | 10,216            | 11,182            | 12,421            | 13,953            | 15,944            | 17,690            | 19,351            | 21,762            | 24,269            | 27,615            | 30,956            |
| Virginia .....              | 14,049            | 15,211            | 16,899            | 18,547            | 21,064            | 23,403            | 26,337            | 29,274            | 32,495            | 36,671            | 41,316            |
| West Virginia .....         | 4,275             | 4,816             | 5,317             | 5,857             | 6,480             | 7,128             | 8,096             | 9,054             | 10,175            | 11,388            | 12,666            |
| <b>Southwest</b> .....      | <b>47,607</b>     | <b>53,198</b>     | <b>58,830</b>     | <b>64,715</b>     | <b>74,364</b>     | <b>83,231</b>     | <b>94,648</b>     | <b>106,519</b>    | <b>118,720</b>    | <b>137,429</b>    | <b>158,603</b>    |
| Arizona .....               | 5,311             | 6,077             | 7,008             | 7,951             | 9,352             | 10,519            | 11,467            | 12,854            | 14,427            | 16,955            | 20,028            |
| New Mexico .....            | 2,620             | 2,917             | 3,276             | 3,644             | 4,110             | 4,621             | 5,344             | 5,966             | 6,732             | 7,663             | 8,714             |
| Oklahoma .....              | 7,127             | 7,943             | 8,753             | 9,479             | 10,924            | 12,020            | 13,594            | 15,027            | 16,723            | 18,867            | 22,052            |
| Texas .....                 | 32,548            | 36,262            | 39,793            | 43,641            | 49,977            | 56,070            | 64,243            | 72,673            | 80,838            | 93,944            | 107,809           |
| <b>Rocky Mountain</b> ..... | <b>14,870</b>     | <b>16,837</b>     | <b>18,811</b>     | <b>21,186</b>     | <b>24,341</b>     | <b>27,378</b>     | <b>30,436</b>     | <b>33,799</b>     | <b>37,782</b>     | <b>43,915</b>     | <b>49,784</b>     |
| Colorado .....              | 6,916             | 7,914             | 8,974             | 10,026            | 11,589            | 12,969            | 14,413            | 15,926            | 17,787            | 20,537            | 23,634            |
| Idaho .....                 | 2,058             | 2,291             | 2,494             | 2,862             | 3,301             | 3,868             | 4,156             | 4,693             | 5,136             | 5,941             | 6,550             |
| Montana .....               | 1,992             | 2,246             | 2,424             | 2,786             | 3,233             | 3,505             | 3,871             | 4,160             | 4,499             | 5,360             | 5,720             |
| Utah .....                  | 2,864             | 3,225             | 3,623             | 4,037             | 4,517             | 5,069             | 5,734             | 6,511             | 7,410             | 8,532             | 9,758             |
| Wyoming .....               | 1,040             | 1,160             | 1,296             | 1,474             | 1,701             | 1,966             | 2,262             | 2,508             | 2,950             | 3,544             | 4,122             |
| <b>Far West</b> .....       | <b>102,476</b>    | <b>112,438</b>    | <b>121,094</b>    | <b>130,585</b>    | <b>146,432</b>    | <b>164,000</b>    | <b>183,761</b>    | <b>204,940</b>    | <b>227,388</b>    | <b>259,584</b>    | <b>296,265</b>    |
| Alaska .....                | 1,194             | 1,380             | 1,539             | 1,666             | 1,976             | 2,375             | 3,314             | 3,991             | 4,147             | 4,302             | 4,504             |
| California .....            | 78,080            | 85,529            | 91,879            | 98,836            | 110,417           | 122,985           | 136,980           | 152,336           | 169,220           | 192,993           | 220,428           |
| Hawaii .....                | 2,890             | 3,343             | 3,691             | 4,024             | 4,483             | 5,194             | 5,756             | 6,214             | 6,731             | 7,424             | 8,437             |
| Nevada .....                | 1,840             | 2,151             | 2,423             | 2,692             | 3,086             | 3,422             | 3,938             | 4,459             | 5,146             | 6,183             | 7,184             |
| Oregon .....                | 6,480             | 7,206             | 7,954             | 8,832             | 10,045            | 11,335            | 12,661            | 14,326            | 15,883            | 18,282            | 20,802            |
| Washington .....            | 11,991            | 12,830            | 13,608            | 14,535            | 16,425            | 18,689            | 21,112            | 23,614            | 26,260            | 30,401            | 34,909            |

See footnotes at end of table.

Table 3.—Disposable Personal Income by State and Region, 1969–99—Continued

[Millions of dollars]

| Area name                   | 1980 <sup>r</sup> | 1981 <sup>r</sup> | 1982 <sup>r</sup> | 1983 <sup>r</sup> | 1984 <sup>r</sup> | 1985 <sup>r</sup> | 1986 <sup>r</sup> | 1987 <sup>r</sup> | 1988 <sup>r</sup> | 1989 <sup>r</sup> | 1990 <sup>r</sup> |
|-----------------------------|-------------------|-------------------|-------------------|-------------------|-------------------|-------------------|-------------------|-------------------|-------------------|-------------------|-------------------|
| <b>United States</b> .....  | <b>2,010,486</b>  | <b>2,237,736</b>  | <b>2,396,290</b>  | <b>2,575,009</b>  | <b>2,873,793</b>  | <b>3,071,205</b>  | <b>3,248,472</b>  | <b>3,443,658</b>  | <b>3,736,469</b>  | <b>4,000,178</b>  | <b>4,277,221</b>  |
| <b>New England</b> .....    | <b>114,140</b>    | <b>126,537</b>    | <b>137,235</b>    | <b>149,975</b>    | <b>169,420</b>    | <b>182,084</b>    | <b>195,314</b>    | <b>212,733</b>    | <b>237,424</b>    | <b>253,294</b>    | <b>262,738</b>    |
| Connecticut .....           | 33,171            | 36,974            | 39,796            | 43,564            | 49,007            | 52,173            | 55,785            | 60,862            | 68,107            | 73,431            | 76,567            |
| Maine .....                 | 8,454             | 9,253             | 9,840             | 10,730            | 12,045            | 12,959            | 13,919            | 15,138            | 16,718            | 18,088            | 18,979            |
| Massachusetts .....         | 52,410            | 57,762            | 63,110            | 68,989            | 78,354            | 84,304            | 90,407            | 98,271            | 109,851           | 115,784           | 119,861           |
| New Hampshire .....         | 8,094             | 9,135             | 10,030            | 11,110            | 12,669            | 13,954            | 15,290            | 17,020            | 18,937            | 20,190            | 20,513            |
| Rhode Island .....          | 8,084             | 9,021             | 9,739             | 10,498            | 11,707            | 12,607            | 13,413            | 14,373            | 15,994            | 17,260            | 17,878            |
| Vermont .....               | 3,928             | 4,393             | 4,719             | 5,085             | 5,638             | 6,087             | 6,499             | 7,069             | 7,816             | 8,541             | 8,941             |
| <b>Mideast</b> .....        | <b>398,263</b>    | <b>438,414</b>    | <b>471,515</b>    | <b>509,671</b>    | <b>564,337</b>    | <b>601,194</b>    | <b>639,708</b>    | <b>681,543</b>    | <b>748,745</b>    | <b>799,868</b>    | <b>853,269</b>    |
| Delaware .....              | 5,345             | 5,840             | 6,385             | 6,955             | 7,747             | 8,501             | 8,993             | 9,803             | 10,799            | 11,859            | 12,453            |
| District of Columbia .....  | 6,690             | 7,214             | 7,909             | 8,349             | 9,229             | 9,799             | 10,335            | 10,891            | 12,102            | 12,964            | 13,840            |
| Maryland .....              | 40,290            | 44,345            | 47,828            | 52,506            | 58,551            | 64,314            | 69,311            | 74,589            | 82,759            | 88,717            | 94,565            |
| New Jersey .....            | 74,772            | 82,945            | 89,204            | 97,347            | 108,328           | 115,201           | 122,755           | 132,485           | 147,529           | 157,542           | 166,804           |
| New York .....              | 166,529           | 183,735           | 197,917           | 214,959           | 240,117           | 254,023           | 270,901           | 286,971           | 315,462           | 334,168           | 358,232           |
| Pennsylvania .....          | 104,638           | 114,335           | 122,273           | 129,556           | 140,365           | 149,356           | 157,413           | 166,804           | 180,093           | 194,619           | 207,376           |
| <b>Great Lakes</b> .....    | <b>374,038</b>    | <b>405,375</b>    | <b>425,211</b>    | <b>447,339</b>    | <b>497,233</b>    | <b>527,240</b>    | <b>554,898</b>    | <b>582,204</b>    | <b>624,882</b>    | <b>663,799</b>    | <b>702,646</b>    |
| Illinois .....              | 108,846           | 120,185           | 126,894           | 132,684           | 147,497           | 155,151           | 162,878           | 171,300           | 183,854           | 194,583           | 206,532           |
| Indiana .....               | 45,274            | 49,267            | 51,190            | 53,766            | 60,076            | 63,208            | 66,537            | 70,578            | 75,466            | 80,784            | 85,536            |
| Michigan .....              | 83,387            | 88,601            | 91,399            | 96,586            | 107,471           | 116,209           | 123,677           | 128,607           | 138,361           | 146,668           | 154,451           |
| Ohio .....                  | 95,015            | 102,507           | 108,092           | 114,437           | 127,310           | 134,892           | 141,121           | 147,427           | 158,818           | 168,554           | 178,591           |
| Wisconsin .....             | 41,516            | 44,815            | 47,636            | 49,866            | 54,880            | 57,779            | 60,685            | 64,292            | 68,383            | 73,209            | 77,537            |
| <b>Plains</b> .....         | <b>143,941</b>    | <b>161,894</b>    | <b>170,565</b>    | <b>180,916</b>    | <b>204,271</b>    | <b>216,019</b>    | <b>226,291</b>    | <b>238,057</b>    | <b>249,995</b>    | <b>266,864</b>    | <b>283,150</b>    |
| Iowa .....                  | 24,380            | 27,615            | 28,296            | 29,006            | 32,678            | 33,882            | 35,088            | 36,629            | 37,577            | 40,452            | 42,516            |
| Kansas .....                | 20,550            | 22,929            | 24,668            | 26,147            | 29,174            | 30,670            | 32,219            | 33,622            | 35,520            | 37,025            | 39,713            |
| Minnesota .....             | 36,220            | 39,822            | 42,593            | 45,002            | 51,685            | 55,100            | 58,447            | 62,134            | 65,766            | 71,401            | 76,021            |
| Missouri .....              | 40,335            | 44,792            | 46,904            | 51,023            | 57,110            | 61,204            | 64,366            | 67,962            | 72,268            | 76,569            | 80,026            |
| Nebraska .....              | 12,733            | 14,854            | 15,357            | 16,317            | 18,527            | 19,580            | 20,114            | 21,106            | 22,494            | 23,640            | 25,403            |
| North Dakota .....          | 4,636             | 5,973             | 6,576             | 6,945             | 7,587             | 7,869             | 8,011             | 8,130             | 7,496             | 8,348             | 9,127             |
| South Dakota .....          | 5,086             | 5,910             | 6,171             | 6,477             | 7,510             | 7,715             | 8,046             | 8,473             | 8,875             | 9,427             | 10,343            |
| <b>Southeast</b> .....      | <b>405,387</b>    | <b>456,094</b>    | <b>489,747</b>    | <b>530,700</b>    | <b>597,768</b>    | <b>641,745</b>    | <b>682,441</b>    | <b>729,802</b>    | <b>794,873</b>    | <b>856,622</b>    | <b>918,403</b>    |
| Alabama .....               | 27,288            | 30,179            | 32,177            | 34,338            | 38,288            | 41,031            | 43,446            | 46,004            | 49,817            | 53,366            | 57,071            |
| Arkansas .....              | 15,428            | 17,466            | 18,136            | 19,521            | 22,065            | 23,552            | 24,642            | 25,591            | 27,401            | 29,030            | 30,577            |
| Florida .....               | 87,149            | 100,290           | 107,622           | 121,214           | 136,836           | 148,533           | 159,449           | 174,443           | 192,591           | 213,822           | 230,831           |
| Georgia .....               | 40,830            | 45,922            | 49,931            | 54,498            | 62,716            | 68,675            | 74,650            | 80,274            | 87,988            | 94,157            | 101,092           |
| Kentucky .....              | 26,628            | 29,349            | 31,048            | 32,171            | 36,471            | 37,931            | 39,330            | 41,686            | 44,282            | 47,259            | 50,303            |
| Louisiana .....             | 32,557            | 37,204            | 40,343            | 42,401            | 45,711            | 47,697            | 47,892            | 48,052            | 50,934            | 53,526            | 57,723            |
| Mississippi .....           | 16,028            | 17,859            | 19,237            | 19,956            | 22,142            | 23,287            | 24,318            | 25,643            | 27,500            | 29,255            | 30,741            |
| North Carolina .....        | 42,518            | 47,694            | 51,535            | 56,095            | 64,300            | 69,788            | 74,892            | 80,164            | 88,109            | 94,771            | 101,566           |
| South Carolina .....        | 21,564            | 24,152            | 25,791            | 28,010            | 31,824            | 34,274            | 36,440            | 39,090            | 42,691            | 45,222            | 49,683            |
| Tennessee .....             | 34,265            | 38,073            | 40,460            | 43,106            | 48,627            | 52,128            | 55,640            | 59,846            | 64,958            | 69,392            | 74,301            |
| Virginia .....              | 47,155            | 52,704            | 57,230            | 62,790            | 70,899            | 76,284            | 82,433            | 89,153            | 97,685            | 105,036           | 111,217           |
| West Virginia .....         | 13,976            | 15,201            | 16,237            | 16,600            | 17,888            | 18,565            | 19,310            | 19,854            | 20,917            | 21,786            | 23,298            |
| <b>Southwest</b> .....      | <b>181,965</b>    | <b>210,259</b>    | <b>230,491</b>    | <b>248,216</b>    | <b>276,534</b>    | <b>297,781</b>    | <b>307,804</b>    | <b>316,389</b>    | <b>337,136</b>    | <b>359,892</b>    | <b>387,240</b>    |
| Arizona .....               | 23,252            | 26,269            | 27,842            | 30,716            | 35,183            | 38,942            | 42,432            | 46,072            | 49,750            | 53,162            | 56,094            |
| New Mexico .....            | 9,847             | 10,999            | 11,886            | 13,032            | 14,381            | 15,574            | 16,212            | 16,828            | 17,823            | 18,927            | 20,361            |
| Oklahoma .....              | 25,327            | 29,171            | 32,177            | 33,842            | 36,942            | 38,495            | 39,155            | 38,631            | 40,374            | 42,769            | 44,889            |
| Texas .....                 | 123,539           | 143,819           | 158,586           | 170,625           | 190,028           | 204,770           | 210,005           | 214,858           | 229,189           | 245,034           | 265,896           |
| <b>Rocky Mountain</b> ..... | <b>56,767</b>     | <b>64,057</b>     | <b>69,235</b>     | <b>74,895</b>     | <b>82,179</b>     | <b>86,467</b>     | <b>89,384</b>     | <b>92,642</b>     | <b>97,324</b>     | <b>104,630</b>    | <b>112,414</b>    |
| Colorado .....              | 27,187            | 31,060            | 33,978            | 37,379            | 41,298            | 43,559            | 45,071            | 47,121            | 49,750            | 53,267            | 56,996            |
| Idaho .....                 | 7,375             | 7,973             | 8,332             | 9,072             | 9,865             | 10,390            | 10,693            | 11,186            | 12,000            | 13,078            | 14,239            |
| Montana .....               | 6,317             | 7,157             | 7,616             | 8,012             | 8,602             | 8,763             | 9,170             | 9,380             | 9,535             | 10,352            | 11,025            |
| Utah .....                  | 11,067            | 12,433            | 13,464            | 14,702            | 16,345            | 17,406            | 18,197            | 18,870            | 19,775            | 21,235            | 22,864            |
| Wyoming .....               | 4,821             | 5,434             | 5,846             | 5,730             | 6,069             | 6,348             | 6,253             | 6,085             | 6,263             | 6,698             | 7,289             |
| <b>Far West</b> .....       | <b>335,985</b>    | <b>375,107</b>    | <b>402,291</b>    | <b>433,296</b>    | <b>482,051</b>    | <b>518,676</b>    | <b>552,632</b>    | <b>590,288</b>    | <b>646,090</b>    | <b>695,209</b>    | <b>757,362</b>    |
| Alaska .....                | 5,163             | 5,801             | 7,058             | 8,093             | 8,780             | 9,533             | 9,619             | 9,280             | 9,662             | 10,397            | 11,027            |
| California .....            | 249,846           | 280,285           | 300,790           | 323,832           | 362,650           | 391,719           | 418,504           | 448,391           | 490,685           | 525,494           | 569,856           |
| Hawaii .....                | 9,729             | 10,513            | 11,443            | 12,511            | 13,693            | 14,513            | 15,314            | 16,277            | 17,856            | 19,438            | 21,618            |
| Nevada .....                | 8,384             | 9,483             | 10,093            | 10,787            | 11,883            | 12,908            | 13,867            | 15,180            | 17,098            | 19,500            | 22,072            |
| Oregon .....                | 23,212            | 25,065            | 25,701            | 27,465            | 30,187            | 31,741            | 33,128            | 35,123            | 38,900            | 41,673            | 45,744            |
| Washington .....            | 39,651            | 43,959            | 47,206            | 50,609            | 54,859            | 58,261            | 62,200            | 66,038            | 71,888            | 78,707            | 87,044            |

See footnotes at end of table.

Table 3.—Disposable Personal Income by State and Region, 1969–99—Continued

[Millions of dollars]

| Area name                   | 1991 <sup>r</sup> | 1992 <sup>r</sup> | 1993 <sup>r</sup> | 1994 <sup>r</sup> | 1995 <sup>r</sup> | 1996 <sup>r</sup> | 1997 <sup>r</sup> | 1998 <sup>r</sup> | 1999 <sup>r</sup> | Percent change |            |            |            |
|-----------------------------|-------------------|-------------------|-------------------|-------------------|-------------------|-------------------|-------------------|-------------------|-------------------|----------------|------------|------------|------------|
|                             |                   |                   |                   |                   |                   |                   |                   |                   |                   | 1995-96        | 1996-97    | 1997-98    | 1998-99    |
| <b>United States</b> .....  | <b>4,456,298</b>  | <b>4,741,900</b>  | <b>4,924,782</b>  | <b>5,156,671</b>  | <b>5,414,784</b>  | <b>5,669,393</b>  | <b>5,974,812</b>  | <b>6,280,017</b>  | <b>6,625,556</b>  | <b>4.7</b>     | <b>5.4</b> | <b>5.1</b> | <b>5.5</b> |
| <b>New England</b> .....    | <b>267,404</b>    | <b>280,488</b>    | <b>288,709</b>    | <b>300,455</b>    | <b>313,002</b>    | <b>326,543</b>    | <b>344,863</b>    | <b>362,543</b>    | <b>384,856</b>    | <b>4.3</b>     | <b>5.6</b> | <b>5.1</b> | <b>6.2</b> |
| Connecticut .....           | 76,875            | 80,576            | 82,844            | 85,432            | 88,432            | 91,536            | 95,808            | 99,398            | 104,357           | 3.5            | 4.7        | 3.7        | 5.0        |
| Maine .....                 | 19,349            | 20,201            | 20,752            | 21,440            | 22,173            | 23,257            | 24,334            | 25,379            | 26,979            | 4.9            | 4.6        | 4.3        | 6.3        |
| Massachusetts .....         | 122,867           | 129,010           | 132,997           | 139,020           | 144,898           | 151,896           | 161,316           | 170,771           | 182,716           | 4.8            | 6.2        | 5.9        | 7.0        |
| New Hampshire .....         | 21,151            | 22,103            | 22,532            | 24,089            | 25,490            | 26,610            | 28,363            | 30,289            | 32,108            | 4.4            | 6.6        | 6.8        | 6.0        |
| Rhode Island .....          | 18,052            | 18,859            | 19,540            | 19,943            | 20,990            | 21,780            | 23,073            | 24,553            | 25,451            | 3.8            | 5.9        | 4.7        | 5.4        |
| Vermont .....               | 9,109             | 9,739             | 10,043            | 10,531            | 11,019            | 11,463            | 11,969            | 12,554            | 13,245            | 4.0            | 4.4        | 4.9        | 5.5        |
| <b>Mideast</b> .....        | <b>883,749</b>    | <b>934,337</b>    | <b>956,118</b>    | <b>985,152</b>    | <b>1,029,185</b>  | <b>1,073,172</b>  | <b>1,116,777</b>  | <b>1,165,408</b>  | <b>1,224,705</b>  | <b>4.3</b>     | <b>4.1</b> | <b>4.4</b> | <b>5.1</b> |
| Delaware .....              | 13,175            | 13,857            | 14,458            | 14,987            | 15,686            | 16,547            | 17,115            | 18,294            | 19,377            | 5.5            | 3.4        | 6.9        | 5.9        |
| District of Columbia .....  | 14,472            | 15,367            | 16,021            | 16,108            | 15,840            | 15,862            | 15,616            | 15,686            | 16,326            | .1             | -1.6       | .4         | 4.1        |
| Maryland .....              | 98,602            | 103,345           | 107,130           | 111,714           | 116,066           | 119,755           | 124,314           | 130,550           | 138,009           | 3.2            | 3.8        | 5.0        | 5.7        |
| New Jersey .....            | 170,244           | 181,313           | 184,976           | 190,873           | 201,166           | 211,334           | 222,746           | 234,042           | 246,349           | 5.1            | 5.4        | 5.1        | 5.3        |
| New York .....              | 371,139           | 393,007           | 398,152           | 409,531           | 430,223           | 450,040           | 465,130           | 484,178           | 510,808           | 4.6            | 3.4        | 4.1        | 5.5        |
| Pennsylvania .....          | 216,117           | 227,449           | 235,380           | 241,939           | 250,204           | 259,634           | 271,855           | 282,658           | 293,835           | 3.8            | 4.7        | 4.0        | 4.0        |
| <b>Great Lakes</b> .....    | <b>727,594</b>    | <b>780,481</b>    | <b>812,905</b>    | <b>858,326</b>    | <b>897,966</b>    | <b>930,464</b>    | <b>981,042</b>    | <b>1,024,446</b>  | <b>1,068,300</b>  | <b>3.6</b>     | <b>5.4</b> | <b>4.4</b> | <b>4.3</b> |
| Illinois .....              | 215,129           | 232,885           | 240,049           | 251,348           | 264,821           | 278,447           | 292,889           | 306,256           | 321,633           | 5.1            | 5.2        | 4.6        | 5.0        |
| Indiana .....               | 88,687            | 95,557            | 100,287           | 105,732           | 109,861           | 114,831           | 120,783           | 127,061           | 132,069           | 4.5            | 5.2        | 5.2        | 3.9        |
| Michigan .....              | 158,728           | 169,260           | 178,222           | 191,244           | 201,124           | 204,949           | 216,124           | 224,926           | 233,614           | 1.9            | 5.5        | 4.1        | 3.9        |
| Ohio .....                  | 184,273           | 196,040           | 203,557           | 214,195           | 221,905           | 227,746           | 240,700           | 249,868           | 259,108           | 2.6            | 5.7        | 3.8        | 3.7        |
| Wisconsin .....             | 80,778            | 86,738            | 90,790            | 95,807            | 100,255           | 104,491           | 110,546           | 116,334           | 121,876           | 4.2            | 5.8        | 5.2        | 4.8        |
| <b>Plains</b> .....         | <b>295,857</b>    | <b>315,924</b>    | <b>324,781</b>    | <b>345,586</b>    | <b>359,419</b>    | <b>382,827</b>    | <b>401,176</b>    | <b>419,812</b>    | <b>440,939</b>    | <b>6.5</b>     | <b>4.8</b> | <b>4.6</b> | <b>5.0</b> |
| Iowa .....                  | 43,945            | 47,061            | 47,044            | 51,202            | 53,020            | 56,896            | 59,541            | 61,419            | 63,851            | 7.3            | 4.6        | 3.2        | 4.0        |
| Kansas .....                | 41,549            | 44,749            | 46,187            | 48,388            | 49,628            | 52,367            | 55,253            | 57,939            | 60,726            | 5.5            | 5.5        | 4.9        | 4.8        |
| Minnesota .....             | 78,848            | 84,100            | 86,600            | 92,422            | 97,206            | 103,586           | 109,251           | 116,517           | 124,175           | 6.6            | 5.5        | 6.7        | 6.6        |
| Missouri .....              | 84,750            | 90,076            | 94,259            | 99,187            | 103,462           | 108,364           | 114,632           | 117,993           | 122,867           | 4.7            | 5.8        | 2.9        | 4.1        |
| Nebraska .....              | 26,592            | 28,134            | 28,940            | 30,483            | 32,023            | 34,932            | 35,852            | 37,409            | 39,660            | 9.1            | 2.6        | 4.3        | 6.0        |
| North Dakota .....          | 9,284             | 10,168            | 10,205            | 10,967            | 10,960            | 12,226            | 11,904            | 13,001            | 13,207            | 11.6           | -2.6       | 9.2        | 1.6        |
| South Dakota .....          | 10,889            | 11,637            | 12,086            | 12,938            | 13,120            | 14,456            | 14,743            | 15,534            | 16,453            | 10.2           | 2.0        | 5.4        | 5.9        |
| <b>Southeast</b> .....      | <b>964,979</b>    | <b>1,028,421</b>  | <b>1,084,404</b>  | <b>1,143,999</b>  | <b>1,208,156</b>  | <b>1,269,457</b>  | <b>1,339,031</b>  | <b>1,405,738</b>  | <b>1,481,122</b>  | <b>5.1</b>     | <b>5.5</b> | <b>5.0</b> | <b>5.4</b> |
| Alabama .....               | 60,374            | 64,646            | 67,355            | 71,026            | 74,485            | 77,079            | 80,911            | 84,046            | 87,693            | 3.5            | 5.0        | 3.9        | 4.3        |
| Arkansas .....              | 32,436            | 35,322            | 36,973            | 38,822            | 40,945            | 43,230            | 45,361            | 47,174            | 49,527            | 5.6            | 4.9        | 4.0        | 5.0        |
| Florida .....               | 241,179           | 250,068           | 265,755           | 278,381           | 296,985           | 312,805           | 328,706           | 346,602           | 365,711           | 5.3            | 5.1        | 5.4        | 5.5        |
| Georgia .....               | 106,663           | 115,346           | 121,943           | 130,870           | 139,674           | 150,182           | 158,735           | 168,896           | 180,881           | 7.5            | 5.7        | 6.4        | 7.1        |
| Kentucky .....              | 53,343            | 57,506            | 59,608            | 62,223            | 64,839            | 68,160            | 72,186            | 75,270            | 78,941            | 5.1            | 5.9        | 4.3        | 4.9        |
| Louisiana .....             | 61,423            | 65,503            | 68,525            | 72,873            | 75,996            | 78,079            | 81,667            | 85,095            | 87,510            | 2.7            | 4.6        | 4.2        | 2.8        |
| Mississippi .....           | 32,530            | 34,944            | 36,971            | 39,826            | 41,699            | 43,943            | 46,205            | 48,525            | 50,504            | 5.4            | 5.1        | 5.0        | 4.1        |
| North Carolina .....        | 106,276           | 115,442           | 122,832           | 129,685           | 138,006           | 145,935           | 155,509           | 163,045           | 171,564           | 5.7            | 6.6        | 4.8        | 5.2        |
| South Carolina .....        | 52,003            | 55,135            | 57,628            | 60,782            | 63,606            | 66,986            | 71,015            | 74,814            | 79,622            | 5.3            | 6.0        | 5.3        | 6.4        |
| Tennessee .....             | 78,370            | 85,500            | 90,814            | 96,329            | 102,796           | 106,568           | 112,276           | 117,550           | 124,068           | 3.7            | 5.4        | 4.7        | 5.5        |
| Virginia .....              | 115,916           | 122,905           | 128,744           | 134,876           | 140,055           | 146,489           | 155,254           | 162,496           | 171,894           | 4.6            | 6.0        | 4.7        | 5.8        |
| West Virginia .....         | 24,466            | 26,104            | 27,255            | 28,306            | 29,070            | 30,001            | 31,205            | 32,225            | 33,206            | 3.2            | 4.0        | 3.3        | 3.0        |
| <b>Southwest</b> .....      | <b>410,172</b>    | <b>439,956</b>    | <b>464,100</b>    | <b>492,201</b>    | <b>523,337</b>    | <b>552,859</b>    | <b>592,317</b>    | <b>632,042</b>    | <b>670,146</b>    | <b>5.6</b>     | <b>7.1</b> | <b>6.7</b> | <b>6.0</b> |
| Arizona .....               | 58,565            | 62,367            | 66,449            | 72,575            | 78,460            | 83,726            | 90,496            | 97,740            | 104,430           | 6.7            | 8.1        | 8.0        | 6.8        |
| New Mexico .....            | 21,855            | 23,273            | 24,838            | 26,425            | 28,290            | 29,502            | 30,857            | 32,233            | 33,746            | 4.3            | 4.6        | 4.5        | 4.7        |
| Oklahoma .....              | 46,986            | 50,042            | 52,041            | 54,038            | 56,276            | 58,473            | 61,161            | 63,775            | 66,491            | 3.9            | 4.6        | 4.3        | 4.3        |
| Texas .....                 | 282,767           | 304,274           | 320,773           | 339,164           | 360,310           | 381,159           | 409,803           | 438,293           | 465,480           | 5.8            | 7.5        | 7.0        | 6.2        |
| <b>Rocky Mountain</b> ..... | <b>119,535</b>    | <b>128,071</b>    | <b>137,840</b>    | <b>146,283</b>    | <b>157,037</b>    | <b>166,565</b>    | <b>178,844</b>    | <b>191,172</b>    | <b>204,851</b>    | <b>6.1</b>     | <b>7.4</b> | <b>6.9</b> | <b>7.2</b> |
| Colorado .....              | 60,422            | 64,886            | 69,920            | 74,533            | 80,723            | 86,111            | 93,421            | 101,040           | 108,708           | 6.7            | 8.5        | 8.2        | 7.6        |
| Idaho .....                 | 14,915            | 16,199            | 17,748            | 18,859            | 20,135            | 21,208            | 22,258            | 23,678            | 25,558            | 5.3            | 5.0        | 6.4        | 7.9        |
| Montana .....               | 11,902            | 12,544            | 13,542            | 13,749            | 14,492            | 15,037            | 15,578            | 16,379            | 17,294            | 3.8            | 3.6        | 5.1        | 5.6        |
| Utah .....                  | 24,546            | 26,324            | 28,139            | 30,278            | 32,526            | 35,002            | 37,806            | 40,090            | 42,623            | 7.6            | 8.0        | 6.0        | 6.3        |
| Wyoming .....               | 7,749             | 8,118             | 8,491             | 8,865             | 9,160             | 9,207             | 9,781             | 9,986             | 10,668            | .5             | 6.2        | 2.1        | 6.8        |
| <b>Far West</b> .....       | <b>787,008</b>    | <b>834,221</b>    | <b>855,924</b>    | <b>884,668</b>    | <b>926,681</b>    | <b>967,506</b>    | <b>1,020,762</b>  | <b>1,078,856</b>  | <b>1,150,637</b>  | <b>4.4</b>     | <b>5.5</b> | <b>5.7</b> | <b>6.7</b> |
| Alaska .....                | 11,755            | 12,466            | 13,156            | 13,443            | 13,755            | 13,919            | 14,450            | 14,990            | 15,474            | 1.2            | 3.8        | 3.7        | 3.2        |
| California .....            | 587,098           | 619,648           | 630,001           | 646,579           | 674,953           | 701,878           | 736,458           | 778,309           | 831,948           | 4.0            | 4.9        | 5.7        | 6.9        |
| Hawaii .....                | 22,831            | 24,461            | 25,581            | 26,237            | 26,674            | 26,730            | 27,431            | 27,794            | 28,813            | .2             | 2.6        | 1.3        | 3.7        |
| Nevada .....                | 24,155            | 26,600            | 28,381            | 31,561            | 34,623            | 37,634            | 41,159            | 44,085            | 47,412            | 8.7            | 9.4        | 7.1        | 7.5        |
| Oregon .....                | 47,830            | 50,626            | 53,731            | 57,130            | 61,581            | 64,801            | 69,022            | 71,966            | 76,154            | 5.2            | 6.5        | 4.3        | 5.8        |
| Washington .....            | 93,339            | 100,421           | 105,075           | 109,717           | 115,095           | 122,543           | 132,243           | 141,711           | 150,836           | 6.5            | 7.9        | 7.2        | 6.4        |

<sup>r</sup> Preliminary.<sup>r</sup> Revised.

NOTE.—The personal income level shown for the United States is derived as the sum of the State estimates. It differs from the estimate of personal income in the national income and product accounts (NIPA's) because of

differences in coverage, in the methodologies used to prepare the estimates, and in the timing of the availability of source data. In particular, it differs from the NIPA estimate because, by definition, it omits the earnings of Federal civilian and military personnel stationed abroad and of U.S. residents employed abroad temporarily by private U.S. firms.

Table 4.—Per Capita Disposable Personal Income by State and Region, 1969–99

[Dollars]

| Area name                   | 1969 <sup>r</sup> | 1970 <sup>r</sup> | 1971 <sup>r</sup> | 1972 <sup>r</sup> | 1973 <sup>r</sup> | 1974 <sup>r</sup> | 1975 <sup>r</sup> | 1976 <sup>r</sup> | 1977 <sup>r</sup> | 1978 <sup>r</sup> | 1979 <sup>r</sup> |
|-----------------------------|-------------------|-------------------|-------------------|-------------------|-------------------|-------------------|-------------------|-------------------|-------------------|-------------------|-------------------|
| <b>United States</b> .....  | <b>3,324</b>      | <b>3,584</b>      | <b>3,851</b>      | <b>4,125</b>      | <b>4,609</b>      | <b>5,003</b>      | <b>5,460</b>      | <b>5,951</b>      | <b>6,508</b>      | <b>7,242</b>      | <b>8,017</b>      |
| <b>New England</b> .....    | <b>3,584</b>      | <b>3,869</b>      | <b>4,123</b>      | <b>4,366</b>      | <b>4,794</b>      | <b>5,206</b>      | <b>5,629</b>      | <b>6,113</b>      | <b>6,672</b>      | <b>7,376</b>      | <b>8,204</b>      |
| Connecticut .....           | 4,090             | 4,414             | 4,666             | 4,941             | 5,450             | 5,949             | 6,409             | 6,895             | 7,622             | 8,428             | 9,448             |
| Maine .....                 | 2,786             | 3,075             | 3,276             | 3,500             | 3,876             | 4,281             | 4,553             | 5,159             | 5,557             | 6,075             | 6,711             |
| Massachusetts .....         | 3,571             | 3,866             | 4,147             | 4,385             | 4,804             | 5,202             | 5,645             | 6,101             | 6,633             | 7,343             | 8,134             |
| New Hampshire .....         | 3,309             | 3,424             | 3,670             | 3,893             | 4,350             | 4,685             | 5,030             | 5,584             | 6,118             | 6,852             | 7,727             |
| Rhode Island .....          | 3,403             | 3,661             | 3,824             | 4,067             | 4,379             | 4,753             | 5,240             | 5,697             | 6,238             | 6,753             | 7,468             |
| Vermont .....               | 2,930             | 3,161             | 3,449             | 3,667             | 4,041             | 4,325             | 4,631             | 5,164             | 5,500             | 6,257             | 6,939             |
| <b>Mideast</b> .....        | <b>3,688</b>      | <b>3,991</b>      | <b>4,286</b>      | <b>4,551</b>      | <b>4,993</b>      | <b>5,431</b>      | <b>5,921</b>      | <b>6,412</b>      | <b>6,981</b>      | <b>7,689</b>      | <b>8,462</b>      |
| Delaware .....              | 3,635             | 3,814             | 4,091             | 4,425             | 4,895             | 5,315             | 5,709             | 6,147             | 6,632             | 7,266             | 7,950             |
| District of Columbia .....  | 3,871             | 4,313             | 4,827             | 5,254             | 5,628             | 6,332             | 7,026             | 7,523             | 8,411             | 8,963             | 9,591             |
| Maryland .....              | 3,491             | 3,866             | 4,194             | 4,457             | 4,933             | 5,368             | 5,887             | 6,455             | 6,960             | 7,688             | 8,467             |
| New Jersey .....            | 3,921             | 4,233             | 4,549             | 4,828             | 5,331             | 5,779             | 6,269             | 6,797             | 7,386             | 8,193             | 9,030             |
| New York .....              | 3,875             | 4,188             | 4,500             | 4,757             | 5,164             | 5,586             | 6,068             | 6,499             | 7,063             | 7,750             | 8,514             |
| Pennsylvania .....          | 3,314             | 3,568             | 3,801             | 4,058             | 4,509             | 4,952             | 5,438             | 5,975             | 6,549             | 7,234             | 7,996             |
| <b>Great Lakes</b> .....    | <b>3,474</b>      | <b>3,648</b>      | <b>3,939</b>      | <b>4,221</b>      | <b>4,758</b>      | <b>5,152</b>      | <b>5,581</b>      | <b>6,130</b>      | <b>6,771</b>      | <b>7,479</b>      | <b>8,241</b>      |
| Illinois .....              | 3,718             | 3,930             | 4,251             | 4,534             | 5,122             | 5,584             | 6,113             | 6,609             | 7,256             | 8,008             | 8,784             |
| Indiana .....               | 3,210             | 3,333             | 3,628             | 3,896             | 4,504             | 4,729             | 5,159             | 5,710             | 6,286             | 6,964             | 7,637             |
| Michigan .....              | 3,549             | 3,641             | 3,942             | 4,272             | 4,815             | 5,165             | 5,554             | 6,175             | 6,874             | 7,562             | 8,310             |
| Ohio .....                  | 3,397             | 3,591             | 3,849             | 4,106             | 4,576             | 5,015             | 5,368             | 5,926             | 6,555             | 7,251             | 8,008             |
| Wisconsin .....             | 3,210             | 3,457             | 3,727             | 3,996             | 4,472             | 4,876             | 5,315             | 5,824             | 6,438             | 7,142             | 8,028             |
| <b>Plains</b> .....         | <b>3,124</b>      | <b>3,384</b>      | <b>3,652</b>      | <b>3,965</b>      | <b>4,675</b>      | <b>4,865</b>      | <b>5,347</b>      | <b>5,701</b>      | <b>6,291</b>      | <b>7,114</b>      | <b>7,810</b>      |
| Iowa .....                  | 3,208             | 3,419             | 3,584             | 3,937             | 4,796             | 4,840             | 5,438             | 5,729             | 6,351             | 7,389             | 7,906             |
| Kansas .....                | 3,104             | 3,363             | 3,706             | 4,085             | 4,662             | 4,996             | 5,470             | 5,935             | 6,410             | 7,065             | 8,003             |
| Minnesota .....             | 3,271             | 3,557             | 3,790             | 4,038             | 4,807             | 5,065             | 5,429             | 5,841             | 6,552             | 7,311             | 8,050             |
| Missouri .....              | 3,074             | 3,364             | 3,629             | 3,877             | 4,358             | 4,626             | 5,090             | 5,556             | 6,162             | 6,818             | 7,598             |
| Nebraska .....              | 3,133             | 3,358             | 3,712             | 4,001             | 4,674             | 4,787             | 5,508             | 5,740             | 6,140             | 7,178             | 7,668             |
| North Dakota .....          | 2,723             | 2,892             | 3,360             | 4,002             | 5,659             | 5,438             | 5,650             | 5,513             | 5,762             | 7,278             | 7,491             |
| South Dakota .....          | 2,713             | 2,982             | 3,283             | 3,776             | 4,767             | 4,711             | 5,232             | 5,093             | 5,867             | 6,747             | 7,476             |
| <b>Southeast</b> .....      | <b>2,706</b>      | <b>2,956</b>      | <b>3,205</b>      | <b>3,484</b>      | <b>3,920</b>      | <b>4,275</b>      | <b>4,654</b>      | <b>5,103</b>      | <b>5,585</b>      | <b>6,243</b>      | <b>6,915</b>      |
| Alabama .....               | 2,425             | 2,670             | 2,901             | 3,163             | 3,538             | 3,880             | 4,292             | 4,769             | 5,207             | 5,803             | 6,395             |
| Arkansas .....              | 2,329             | 2,548             | 2,802             | 3,076             | 3,581             | 3,904             | 4,227             | 4,620             | 5,100             | 5,858             | 6,333             |
| Florida .....               | 3,213             | 3,560             | 3,833             | 4,136             | 4,633             | 4,989             | 5,334             | 5,732             | 6,285             | 7,058             | 7,864             |
| Georgia .....               | 2,755             | 3,000             | 3,274             | 3,556             | 3,992             | 4,319             | 4,657             | 5,101             | 5,541             | 6,186             | 6,756             |
| Kentucky .....              | 2,597             | 2,812             | 3,023             | 3,265             | 3,686             | 4,018             | 4,397             | 4,848             | 5,365             | 5,957             | 6,714             |
| Louisiana .....             | 2,574             | 2,796             | 2,999             | 3,214             | 3,587             | 4,015             | 4,458             | 4,950             | 5,449             | 6,131             | 6,842             |
| Mississippi .....           | 2,184             | 2,385             | 2,631             | 2,900             | 3,287             | 3,544             | 3,846             | 4,315             | 4,785             | 5,226             | 5,877             |
| North Carolina .....        | 2,666             | 2,891             | 3,117             | 3,417             | 3,853             | 4,162             | 4,524             | 4,960             | 5,358             | 5,972             | 6,519             |
| South Carolina .....        | 2,505             | 2,745             | 2,938             | 3,172             | 3,567             | 3,940             | 4,277             | 4,702             | 5,070             | 5,635             | 6,198             |
| Tennessee .....             | 2,622             | 2,840             | 3,097             | 3,413             | 3,853             | 4,210             | 4,542             | 5,027             | 5,513             | 6,189             | 6,829             |
| Virginia .....              | 3,045             | 3,264             | 3,556             | 3,842             | 4,293             | 4,701             | 5,209             | 5,704             | 6,242             | 6,940             | 7,760             |
| West Virginia .....         | 2,449             | 2,757             | 3,004             | 3,259             | 3,590             | 3,929             | 4,399             | 4,823             | 5,339             | 5,930             | 6,532             |
| <b>Southwest</b> .....      | <b>2,916</b>      | <b>3,201</b>      | <b>3,445</b>      | <b>3,697</b>      | <b>4,145</b>      | <b>4,535</b>      | <b>5,037</b>      | <b>5,528</b>      | <b>6,023</b>      | <b>6,810</b>      | <b>7,634</b>      |
| Arizona .....               | 3,058             | 3,385             | 3,696             | 3,958             | 4,400             | 4,729             | 5,016             | 5,474             | 5,944             | 6,734             | 7,591             |
| New Mexico .....            | 2,592             | 2,850             | 3,110             | 3,381             | 3,722             | 4,091             | 4,597             | 4,991             | 5,494             | 6,121             | 6,805             |
| Oklahoma .....              | 2,812             | 3,095             | 3,344             | 3,567             | 4,055             | 4,399             | 4,904             | 5,322             | 5,835             | 6,477             | 7,425             |
| Texas .....                 | 2,947             | 3,227             | 3,457             | 3,711             | 4,158             | 4,570             | 5,112             | 5,632             | 6,128             | 6,960             | 7,763             |
| <b>Rocky Mountain</b> ..... | <b>3,008</b>      | <b>3,342</b>      | <b>3,622</b>      | <b>3,946</b>      | <b>4,404</b>      | <b>4,846</b>      | <b>5,264</b>      | <b>5,714</b>      | <b>6,215</b>      | <b>7,019</b>      | <b>7,732</b>      |
| Colorado .....              | 3,193             | 3,559             | 3,896             | 4,170             | 4,643             | 5,103             | 5,573             | 6,050             | 6,597             | 7,423             | 8,295             |
| Idaho .....                 | 2,910             | 3,194             | 3,376             | 3,750             | 4,222             | 4,788             | 4,996             | 5,476             | 5,814             | 6,522             | 7,023             |
| Montana .....               | 2,871             | 3,221             | 3,410             | 3,874             | 4,444             | 4,755             | 5,166             | 5,485             | 5,833             | 6,837             | 7,248             |
| Utah .....                  | 2,735             | 3,026             | 3,291             | 3,558             | 3,865             | 4,228             | 4,647             | 5,118             | 5,629             | 6,254             | 6,891             |
| Wyoming .....               | 3,160             | 3,476             | 3,812             | 4,251             | 4,814             | 5,393             | 5,945             | 6,342             | 7,169             | 8,225             | 9,122             |
| <b>Far West</b> .....       | <b>3,847</b>      | <b>4,149</b>      | <b>4,392</b>      | <b>4,677</b>      | <b>5,169</b>      | <b>5,694</b>      | <b>6,262</b>      | <b>6,847</b>      | <b>7,442</b>      | <b>8,297</b>      | <b>9,268</b>      |
| Alaska .....                | 4,034             | 4,534             | 4,862             | 5,103             | 5,931             | 6,891             | 8,932             | 10,151            | 10,437            | 10,695            | 11,162            |
| California .....            | 3,961             | 4,272             | 4,516             | 4,801             | 5,291             | 5,809             | 6,360             | 6,945             | 7,571             | 8,450             | 9,479             |
| Hawaii .....                | 3,890             | 4,382             | 4,663             | 4,918             | 5,325             | 6,052             | 6,578             | 6,964             | 7,351             | 7,993             | 8,881             |
| Nevada .....                | 3,833             | 4,360             | 4,660             | 4,924             | 5,425             | 5,735             | 6,353             | 6,893             | 7,588             | 8,595             | 9,389             |
| Oregon .....                | 3,143             | 3,431             | 3,700             | 4,023             | 4,487             | 4,969             | 5,446             | 6,039             | 6,511             | 7,285             | 8,068             |
| Washington .....            | 3,587             | 3,754             | 3,948             | 4,217             | 4,723             | 5,268             | 5,834             | 6,398             | 6,961             | 7,823             | 8,699             |

See footnotes at end of table.

Table 4.—Per Capita Disposable Personal Income by State and Region, 1969–99—Continued

[Dollars]

| Area name                   | 1980 <sup>r</sup> | 1981 <sup>r</sup> | 1982 <sup>r</sup> | 1983 <sup>r</sup> | 1984 <sup>r</sup> | 1985 <sup>r</sup> | 1986 <sup>r</sup> | 1987 <sup>r</sup> | 1988 <sup>r</sup> | 1989 <sup>r</sup> | 1990 <sup>r</sup> |
|-----------------------------|-------------------|-------------------|-------------------|-------------------|-------------------|-------------------|-------------------|-------------------|-------------------|-------------------|-------------------|
| <b>United States</b> .....  | <b>8,848</b>      | <b>9,752</b>      | <b>10,344</b>     | <b>11,014</b>     | <b>12,186</b>     | <b>12,908</b>     | <b>13,528</b>     | <b>14,213</b>     | <b>15,282</b>     | <b>16,207</b>     | <b>17,146</b>     |
| <b>New England</b> .....    | <b>9,226</b>      | <b>10,175</b>     | <b>11,007</b>     | <b>11,956</b>     | <b>13,402</b>     | <b>14,292</b>     | <b>15,220</b>     | <b>16,426</b>     | <b>18,145</b>     | <b>19,216</b>     | <b>19,874</b>     |
| Connecticut .....           | 10,655            | 11,817            | 12,678            | 13,776            | 15,411            | 16,298            | 17,305            | 18,742            | 20,815            | 22,364            | 23,279            |
| Maine .....                 | 7,502             | 8,166             | 8,657             | 9,373             | 10,423            | 11,143            | 11,895            | 12,779            | 13,887            | 14,827            | 15,414            |
| Massachusetts .....         | 9,121             | 10,013            | 10,935            | 11,896            | 13,415            | 14,336            | 15,316            | 16,557            | 18,370            | 19,248            | 19,915            |
| New Hampshire .....         | 8,757             | 9,753             | 10,583            | 11,596            | 12,969            | 13,999            | 14,916            | 16,144            | 17,493            | 18,279            | 18,450            |
| Rhode Island .....          | 8,520             | 9,465             | 10,207            | 10,977            | 12,171            | 13,011            | 13,724            | 14,524            | 16,052            | 17,249            | 17,795            |
| Vermont .....               | 7,663             | 8,520             | 9,091             | 9,717             | 10,706            | 11,484            | 12,168            | 13,084            | 14,218            | 15,315            | 15,838            |
| <b>Mideast</b> .....        | <b>9,421</b>      | <b>10,357</b>     | <b>11,125</b>     | <b>11,980</b>     | <b>13,221</b>     | <b>14,049</b>     | <b>14,880</b>     | <b>15,780</b>     | <b>17,238</b>     | <b>18,352</b>     | <b>19,514</b>     |
| Delaware .....              | 8,984             | 9,799             | 10,657            | 11,487            | 12,668            | 13,749            | 14,330            | 15,391            | 16,675            | 18,015            | 18,612            |
| District of Columbia .....  | 10,480            | 11,328            | 12,471            | 13,202            | 14,571            | 15,443            | 16,192            | 17,100            | 19,196            | 20,769            | 22,921            |
| Maryland .....              | 9,530             | 10,405            | 11,167            | 12,173            | 13,413            | 14,573            | 15,447            | 16,337            | 17,767            | 18,767            | 19,712            |
| New Jersey .....            | 10,137            | 11,198            | 12,004            | 13,036            | 14,414            | 15,227            | 16,105            | 17,272            | 19,129            | 20,391            | 21,503            |
| New York .....              | 9,480             | 10,459            | 11,252            | 12,154            | 13,531            | 14,278            | 15,191            | 16,060            | 17,583            | 18,582            | 19,899            |
| Pennsylvania .....          | 8,817             | 9,642             | 10,323            | 10,944            | 11,880            | 12,689            | 13,360            | 14,123            | 15,203            | 16,401            | 17,433            |
| <b>Great Lakes</b> .....    | <b>8,971</b>      | <b>9,733</b>      | <b>10,248</b>     | <b>10,814</b>     | <b>12,012</b>     | <b>12,730</b>     | <b>13,386</b>     | <b>13,999</b>     | <b>14,978</b>     | <b>15,853</b>     | <b>16,699</b>     |
| Illinois .....              | 9,519             | 10,502            | 11,108            | 11,630            | 12,925            | 13,610            | 14,304            | 15,038            | 16,141            | 17,054            | 18,042            |
| Indiana .....               | 8,246             | 8,990             | 9,362             | 9,865             | 11,006            | 11,578            | 12,199            | 12,896            | 13,742            | 14,625            | 15,398            |
| Michigan .....              | 9,009             | 9,621             | 10,027            | 10,675            | 11,876            | 12,804            | 13,550            | 13,998            | 15,010            | 15,850            | 16,589            |
| Ohio .....                  | 8,797             | 9,502             | 10,048            | 10,658            | 11,856            | 12,566            | 13,152            | 13,701            | 14,707            | 15,565            | 16,442            |
| Wisconsin .....             | 8,811             | 9,482             | 10,073            | 10,562            | 11,589            | 12,170            | 12,761            | 13,456            | 14,180            | 15,074            | 15,817            |
| <b>Plains</b> .....         | <b>8,365</b>      | <b>9,377</b>      | <b>9,864</b>      | <b>10,442</b>     | <b>11,752</b>     | <b>12,414</b>     | <b>13,011</b>     | <b>13,660</b>     | <b>14,258</b>     | <b>15,167</b>     | <b>16,007</b>     |
| Iowa .....                  | 8,366             | 9,496             | 9,797             | 10,105            | 11,431            | 11,974            | 12,568            | 13,238            | 13,574            | 14,601            | 15,295            |
| Kansas .....                | 8,674             | 9,614             | 10,273            | 10,825            | 12,035            | 12,635            | 13,244            | 13,749            | 14,427            | 14,973            | 16,009            |
| Minnesota .....             | 8,867             | 9,685             | 10,309            | 10,866            | 12,431            | 13,168            | 13,899            | 14,671            | 15,308            | 16,459            | 17,328            |
| Missouri .....              | 8,195             | 9,082             | 9,515             | 10,321            | 11,479            | 12,240            | 12,814            | 13,440            | 14,221            | 15,026            | 15,611            |
| Nebraska .....              | 8,099             | 9,410             | 9,709             | 10,299            | 11,662            | 12,356            | 12,776            | 13,473            | 14,314            | 15,011            | 16,071            |
| North Dakota .....          | 7,085             | 9,056             | 9,831             | 10,263            | 11,149            | 11,623            | 11,965            | 12,297            | 11,438            | 12,916            | 14,320            |
| South Dakota .....          | 7,362             | 8,570             | 8,936             | 9,346             | 10,772            | 11,047            | 11,560            | 12,174            | 12,711            | 13,531            | 14,846            |
| <b>Southeast</b> .....      | <b>7,666</b>      | <b>8,505</b>      | <b>9,028</b>      | <b>9,674</b>      | <b>10,768</b>     | <b>11,419</b>     | <b>12,002</b>     | <b>12,684</b>     | <b>13,676</b>     | <b>14,585</b>     | <b>15,443</b>     |
| Alabama .....               | 6,996             | 7,702             | 8,197             | 8,728             | 9,689             | 10,329            | 10,884            | 11,457            | 12,380            | 13,241            | 14,097            |
| Arkansas .....              | 6,741             | 7,616             | 7,905             | 8,466             | 9,512             | 10,121            | 10,567            | 10,925            | 11,696            | 12,372            | 12,988            |
| Florida .....               | 8,857             | 9,839             | 10,278            | 11,276            | 12,395            | 13,085            | 13,666            | 14,540            | 15,650            | 16,919            | 17,731            |
| Georgia .....               | 7,442             | 8,247             | 8,838             | 9,514             | 10,748            | 11,518            | 12,269            | 12,930            | 13,931            | 14,687            | 15,537            |
| Kentucky .....              | 7,267             | 7,996             | 8,429             | 8,708             | 9,869             | 10,266            | 10,665            | 11,317            | 12,033            | 12,852            | 13,623            |
| Louisiana .....             | 7,709             | 8,686             | 9,269             | 9,647             | 10,388            | 10,820            | 10,867            | 11,061            | 11,876            | 12,586            | 13,681            |
| Mississippi .....           | 6,347             | 7,034             | 7,524             | 7,772             | 8,589             | 8,998             | 9,376             | 9,906             | 10,657            | 11,364            | 11,927            |
| North Carolina .....        | 7,208             | 8,007             | 8,562             | 9,231             | 10,432            | 11,159            | 11,847            | 12,518            | 13,596            | 14,435            | 15,257            |
| South Carolina .....        | 6,880             | 7,597             | 8,041             | 8,661             | 9,727             | 10,376            | 10,901            | 11,563            | 12,512            | 13,082            | 14,199            |
| Tennessee .....             | 7,449             | 8,227             | 8,709             | 9,251             | 10,376            | 11,055            | 11,742            | 12,512            | 13,470            | 14,295            | 15,193            |
| Virginia .....              | 8,784             | 9,681             | 10,419            | 11,284            | 12,562            | 13,348            | 14,184            | 15,028            | 16,181            | 17,162            | 17,899            |
| West Virginia .....         | 7,162             | 7,779             | 8,328             | 8,534             | 9,279             | 9,736             | 10,258            | 10,688            | 11,429            | 12,059            | 12,997            |
| <b>Southwest</b> .....      | <b>8,493</b>      | <b>9,564</b>      | <b>10,113</b>     | <b>10,605</b>     | <b>11,631</b>     | <b>12,322</b>     | <b>12,520</b>     | <b>12,785</b>     | <b>13,562</b>     | <b>14,348</b>     | <b>15,251</b>     |
| Arizona .....               | 8,493             | 9,348             | 9,634             | 10,346            | 11,471            | 12,232            | 12,826            | 13,404            | 14,073            | 14,677            | 15,247            |
| New Mexico .....            | 7,520             | 8,253             | 8,716             | 9,346             | 10,151            | 10,827            | 11,083            | 11,382            | 11,959            | 12,585            | 13,396            |
| Oklahoma .....              | 8,329             | 9,422             | 10,036            | 10,285            | 11,244            | 11,767            | 12,038            | 12,034            | 12,748            | 13,576            | 14,264            |
| Texas .....                 | 8,616             | 9,753             | 10,344            | 10,832            | 11,871            | 12,584            | 12,681            | 12,926            | 13,751            | 14,579            | 15,600            |
| <b>Rocky Mountain</b> ..... | <b>8,611</b>      | <b>9,500</b>      | <b>10,028</b>     | <b>10,646</b>     | <b>11,560</b>     | <b>12,063</b>     | <b>12,415</b>     | <b>12,857</b>     | <b>13,512</b>     | <b>14,463</b>     | <b>15,402</b>     |
| Colorado .....              | 9,347             | 10,430            | 11,098            | 11,928            | 13,028            | 13,575            | 13,922            | 14,452            | 15,250            | 16,261            | 17,251            |
| Idaho .....                 | 7,779             | 8,286             | 8,557             | 9,240             | 9,956             | 10,452            | 10,799            | 11,356            | 12,175            | 13,152            | 14,071            |
| Montana .....               | 8,009             | 8,999             | 9,473             | 9,842             | 10,478            | 10,657            | 11,269            | 11,652            | 11,916            | 12,946            | 13,785            |
| Utah .....                  | 7,515             | 8,204             | 8,640             | 9,218             | 10,075            | 10,594            | 10,943            | 11,245            | 11,706            | 12,448            | 13,219            |
| Wyoming .....               | 10,166            | 11,051            | 11,545            | 11,229            | 12,020            | 12,704            | 12,616            | 12,757            | 13,467            | 14,612            | 16,077            |
| <b>Far West</b> .....       | <b>10,250</b>     | <b>11,219</b>     | <b>11,802</b>     | <b>12,481</b>     | <b>13,648</b>     | <b>14,393</b>     | <b>15,011</b>     | <b>15,682</b>     | <b>16,763</b>     | <b>17,585</b>     | <b>18,657</b>     |
| Alaska .....                | 12,738            | 13,862            | 15,699            | 16,569            | 17,091            | 17,903            | 17,673            | 17,206            | 17,827            | 19,003            | 19,937            |
| California .....            | 10,497            | 11,541            | 12,119            | 12,769            | 14,032            | 14,815            | 15,442            | 16,142            | 17,239            | 17,985            | 19,027            |
| Hawaii .....                | 10,054            | 10,748            | 11,514            | 12,354            | 13,322            | 13,959            | 14,560            | 15,242            | 16,536            | 17,758            | 19,428            |
| Nevada .....                | 10,348            | 11,187            | 11,449            | 11,959            | 12,848            | 13,573            | 14,141            | 14,833            | 15,905            | 17,144            | 18,112            |
| Oregon .....                | 8,788             | 9,395             | 9,644             | 10,352            | 11,320            | 11,876            | 12,345            | 13,004            | 14,190            | 14,933            | 16,003            |
| Washington .....            | 9,544             | 10,378            | 11,038            | 11,769            | 12,630            | 13,241            | 13,969            | 14,572            | 15,494            | 16,583            | 17,761            |

See footnotes at end of table.



Table 4.—Per Capita Disposable Personal Income by State and Region, 1969–99—Continued

[Dollars]

| Area name                   | 1991 <sup>r</sup> | 1992 <sup>r</sup> | 1993 <sup>r</sup> | 1994 <sup>r</sup> | 1995 <sup>r</sup> | 1996 <sup>r</sup> | 1997 <sup>r</sup> | 1998 <sup>r</sup> | 1999 <sup>p</sup> | Percent change | Percent of national average | Rank in U.S. |
|-----------------------------|-------------------|-------------------|-------------------|-------------------|-------------------|-------------------|-------------------|-------------------|-------------------|----------------|-----------------------------|--------------|
|                             |                   |                   |                   |                   |                   |                   |                   |                   |                   | 1998–99        | 1999                        | 1999         |
|                             |                   |                   |                   |                   |                   |                   |                   |                   |                   |                |                             |              |
| <b>United States</b> .....  | <b>17,673</b>     | <b>18,594</b>     | <b>19,104</b>     | <b>19,808</b>     | <b>20,604</b>     | <b>21,375</b>     | <b>22,312</b>     | <b>23,238</b>     | <b>24,297</b>     | <b>4.6</b>     | .....                       | .....        |
| <b>New England</b> .....    | <b>20,256</b>     | <b>21,269</b>     | <b>21,846</b>     | <b>22,688</b>     | <b>23,565</b>     | <b>24,499</b>     | <b>25,778</b>     | <b>26,998</b>     | <b>28,516</b>     | <b>5.6</b>     | <b>117</b>                  | .....        |
| Connecticut .....           | 23,376            | 24,603            | 25,317            | 26,139            | 27,082            | 28,018            | 29,312            | 30,373            | 31,797            | 4.7            | 131                         | 1            |
| Maine .....                 | 15,661            | 16,347            | 16,759            | 17,323            | 17,919            | 18,734            | 19,542            | 20,343            | 21,530            | 5.8            | 89                          | 37           |
| Massachusetts .....         | 20,482            | 21,525            | 22,126            | 23,050            | 23,901            | 24,961            | 26,378            | 27,793            | 29,589            | 6.5            | 122                         | 3            |
| New Hampshire .....         | 19,106            | 19,863            | 20,078            | 21,260            | 22,250            | 22,924            | 24,175            | 25,542            | 26,732            | 4.7            | 110                         | 6            |
| Rhode Island .....          | 17,980            | 18,848            | 19,582            | 20,075            | 21,219            | 22,048            | 23,378            | 24,453            | 25,686            | 5.0            | 106                         | 13           |
| Vermont .....               | 16,062            | 17,083            | 17,496            | 18,192            | 18,906            | 19,550            | 20,333            | 21,257            | 22,308            | 4.9            | 92                          | 32           |
| <b>Mideast</b> .....        | <b>20,137</b>     | <b>21,202</b>     | <b>21,604</b>     | <b>22,200</b>     | <b>23,151</b>     | <b>24,109</b>     | <b>25,057</b>     | <b>26,099</b>     | <b>27,350</b>     | <b>4.8</b>     | <b>113</b>                  | .....        |
| Delaware .....              | 19,361            | 20,078            | 20,670            | 21,156            | 21,839            | 22,758            | 23,285            | 24,587            | 25,714            | 4.6            | 106                         | 12           |
| District of Columbia .....  | 24,396            | 26,305            | 27,796            | 28,510            | 28,734            | 29,468            | 29,535            | 30,083            | 31,457            | 4.6            | 129                         | .....        |
| Maryland .....              | 20,304            | 21,080            | 21,675            | 22,408            | 23,104            | 23,680            | 24,409            | 25,448            | 26,686            | 4.9            | 110                         | 7            |
| New Jersey .....            | 21,870            | 23,163            | 23,489            | 24,104            | 25,255            | 26,385            | 27,656            | 28,910            | 30,251            | 4.6            | 125                         | 2            |
| New York .....              | 20,585            | 21,735            | 21,948            | 22,555            | 23,703            | 24,804            | 25,637            | 26,663            | 28,072            | 5.3            | 116                         | 4            |
| Pennsylvania .....          | 18,095            | 18,984            | 19,579            | 20,090            | 20,773            | 21,568            | 22,625            | 23,550            | 24,498            | 4.0            | 101                         | 17           |
| <b>Great Lakes</b> .....    | <b>17,152</b>     | <b>18,250</b>     | <b>18,868</b>     | <b>19,804</b>     | <b>20,582</b>     | <b>21,201</b>     | <b>22,255</b>     | <b>23,147</b>     | <b>24,038</b>     | <b>3.8</b>     | <b>99</b>                   | .....        |
| Illinois .....              | 18,649            | 20,016            | 20,472            | 21,292            | 22,282            | 23,295            | 24,384            | 25,374            | 26,519            | 4.5            | 109                         | 8            |
| Indiana .....               | 15,831            | 16,917            | 17,588            | 18,402            | 18,968            | 19,680            | 20,568            | 21,508            | 22,223            | 3.3            | 91                          | 35           |
| Michigan .....              | 16,895            | 17,873            | 18,703            | 19,954            | 20,821            | 21,044            | 22,086            | 22,904            | 23,684            | 3.4            | 97                          | 21           |
| Ohio .....                  | 16,854            | 17,810            | 18,388            | 19,277            | 19,892            | 20,358            | 21,467            | 22,235            | 23,018            | 3.5            | 95                          | 25           |
| Wisconsin .....             | 16,310            | 17,332            | 17,959            | 18,802            | 19,516            | 20,196            | 21,258            | 22,277            | 23,213            | 4.2            | 96                          | 24           |
| <b>Plains</b> .....         | <b>16,623</b>     | <b>17,605</b>     | <b>17,950</b>     | <b>18,957</b>     | <b>19,573</b>     | <b>20,712</b>     | <b>21,576</b>     | <b>22,458</b>     | <b>23,544</b>     | <b>4.4</b>     | <b>97</b>                   | .....        |
| Iowa .....                  | 15,744            | 16,766            | 16,679            | 18,096            | 18,663            | 19,974            | 20,859            | 21,467            | 22,252            | 3.7            | 92                          | 33           |
| Kansas .....                | 16,651            | 17,715            | 18,130            | 18,834            | 19,184            | 20,154            | 21,118            | 21,958            | 22,880            | 4.2            | 94                          | 27           |
| Minnesota .....             | 17,809            | 18,808            | 19,033            | 20,241            | 21,107            | 22,288            | 23,306            | 24,652            | 26,003            | 5.5            | 107                         | 11           |
| Missouri .....              | 16,432            | 17,343            | 17,996            | 18,781            | 19,431            | 20,187            | 21,200            | 21,700            | 22,469            | 3.5            | 92                          | 29           |
| Nebraska .....              | 16,716            | 17,557            | 17,951            | 18,799            | 19,584            | 21,201            | 21,649            | 22,525            | 23,805            | 5.7            | 98                          | 20           |
| North Dakota .....          | 14,639            | 16,001            | 16,015            | 17,142            | 17,084            | 19,018            | 18,572            | 20,384            | 20,842            | 2.2            | 86                          | 38           |
| South Dakota .....          | 15,524            | 16,420            | 16,874            | 17,894            | 18,016            | 19,784            | 20,173            | 21,257            | 22,443            | 5.6            | 92                          | 30           |
| <b>Southeast</b> .....      | <b>16,015</b>     | <b>16,840</b>     | <b>17,523</b>     | <b>18,237</b>     | <b>19,014</b>     | <b>19,734</b>     | <b>20,553</b>     | <b>21,331</b>     | <b>22,232</b>     | <b>4.2</b>     | <b>92</b>                   | .....        |
| Alabama .....               | 14,758            | 15,618            | 16,063            | 16,779            | 17,473            | 17,965            | 18,728            | 19,316            | 20,068            | 3.9            | 83                          | 41           |
| Arkansas .....              | 13,682            | 14,754            | 15,255            | 15,842            | 16,509            | 17,258            | 17,972            | 18,586            | 19,412            | 4.4            | 80                          | 47           |
| Florida .....               | 18,148            | 18,517            | 19,379            | 19,939            | 20,936            | 21,682            | 22,386            | 23,249            | 24,201            | 4.1            | 100                         | 19           |
| Georgia .....               | 16,109            | 17,064            | 17,688            | 18,574            | 19,430            | 20,482            | 21,204            | 22,117            | 23,225            | 5.0            | 96                          | 22           |
| Kentucky .....              | 14,360            | 15,309            | 15,718            | 16,275            | 16,818            | 17,562            | 18,472            | 19,132            | 19,930            | 4.2            | 82                          | 44           |
| Louisiana .....             | 14,483            | 15,337            | 15,993            | 16,922            | 17,559            | 17,996            | 18,768            | 19,505            | 20,016            | 2.6            | 82                          | 42           |
| Mississippi .....           | 12,554            | 13,388            | 14,028            | 14,953            | 15,497            | 16,215            | 16,914            | 17,637            | 18,241            | 3.4            | 75                          | 50           |
| North Carolina .....        | 15,749            | 16,898            | 17,680            | 18,367            | 19,207            | 19,970            | 20,934            | 21,607            | 22,424            | 3.8            | 92                          | 31           |
| South Carolina .....        | 14,610            | 15,313            | 15,856            | 16,578            | 17,191            | 17,916            | 18,737            | 19,485            | 20,491            | 5.2            | 84                          | 39           |
| Tennessee .....             | 15,842            | 17,052            | 17,857            | 18,658            | 19,613            | 20,056            | 20,875            | 21,638            | 22,626            | 4.6            | 93                          | 28           |
| Virginia .....              | 18,447            | 19,254            | 19,915            | 20,633            | 21,216            | 21,977            | 23,059            | 23,934            | 25,010            | 4.5            | 103                         | 15           |
| West Virginia .....         | 13,606            | 14,459            | 15,007            | 15,565            | 15,968            | 16,493            | 17,187            | 17,788            | 18,377            | 3.3            | 76                          | 49           |
| <b>Southwest</b> .....      | <b>15,888</b>     | <b>16,727</b>     | <b>17,295</b>     | <b>17,973</b>     | <b>18,734</b>     | <b>19,443</b>     | <b>20,464</b>     | <b>21,460</b>     | <b>22,398</b>     | <b>4.4</b>     | <b>92</b>                   | .....        |
| Arizona .....               | 15,566            | 16,127            | 16,640            | 17,498            | 18,217            | 18,890            | 19,880            | 20,942            | 21,855            | 4.4            | 90                          | 36           |
| New Mexico .....            | 14,126            | 14,723            | 15,380            | 15,983            | 16,815            | 17,291            | 17,910            | 18,594            | 19,396            | 4.3            | 80                          | 48           |
| Oklahoma .....              | 14,839            | 15,618            | 16,117            | 16,647            | 17,233            | 17,775            | 18,454            | 19,097            | 19,800            | 3.7            | 81                          | 45           |
| Texas .....                 | 16,307            | 17,239            | 17,824            | 18,495            | 19,289            | 20,054            | 21,172            | 22,234            | 23,223            | 4.4            | 96                          | 23           |
| <b>Rocky Mountain</b> ..... | <b>16,058</b>     | <b>16,777</b>     | <b>17,566</b>     | <b>18,172</b>     | <b>19,088</b>     | <b>19,878</b>     | <b>20,976</b>     | <b>22,075</b>     | <b>23,278</b>     | <b>5.4</b>     | <b>96</b>                   | .....        |
| Colorado .....              | 17,942            | 18,753            | 19,636            | 20,398            | 21,595            | 22,585            | 24,008            | 25,457            | 26,801            | 5.3            | 110                         | 5            |
| Idaho .....                 | 14,357            | 15,189            | 16,116            | 16,609            | 17,283            | 17,856            | 18,385            | 19,236            | 20,419            | 6.1            | 84                          | 40           |
| Montana .....               | 14,733            | 15,253            | 16,124            | 16,082            | 16,686            | 17,153            | 17,728            | 18,623            | 19,590            | 5.2            | 81                          | 46           |
| Utah .....                  | 13,853            | 14,452            | 15,000            | 15,685            | 16,454            | 17,308            | 18,305            | 19,085            | 20,013            | 4.9            | 82                          | 43           |
| Wyoming .....               | 16,929            | 17,516            | 18,102            | 18,663            | 19,145            | 19,178            | 20,375            | 20,803            | 22,244            | 6.9            | 92                          | 34           |
| <b>Far West</b> .....       | <b>19,041</b>     | <b>19,836</b>     | <b>20,107</b>     | <b>20,588</b>     | <b>21,365</b>     | <b>22,053</b>     | <b>22,918</b>     | <b>23,867</b>     | <b>25,106</b>     | <b>5.2</b>     | <b>103</b>                  | .....        |
| Alaska .....                | 20,650            | 21,234            | 22,037            | 22,381            | 22,874            | 23,010            | 23,733            | 24,366            | 24,978            | 2.5            | 103                         | 16           |
| California .....            | 19,303            | 20,069            | 20,227            | 20,646            | 21,431            | 22,085            | 22,859            | 23,814            | 25,100            | 5.4            | 103                         | 14           |
| Hawaii .....                | 20,179            | 21,272            | 22,024            | 22,351            | 22,596            | 22,568            | 23,064            | 23,347            | 24,305            | 4.1            | 100                         | 18           |
| Nevada .....                | 18,797            | 19,989            | 20,563            | 21,670            | 22,692            | 23,573            | 24,564            | 25,282            | 26,205            | 3.7            | 108                         | 9            |
| Oregon .....                | 16,387            | 17,023            | 17,707            | 18,506            | 19,603            | 20,281            | 21,282            | 21,927            | 22,964            | 4.7            | 95                          | 26           |
| Washington .....            | 18,618            | 19,541            | 20,023            | 20,566            | 21,192            | 22,240            | 23,598            | 24,915            | 26,203            | 5.2            | 108                         | 10           |

<sup>p</sup> Preliminary.  
<sup>r</sup> Revised.

NOTE.—Per capita disposable personal income is total disposable personal income divided by total midyear population estimates of the Bureau of the Census.

Table 5.—Personal Income by Major Source

[Millions]

| Line                                 | Item   | United States     |                   |                   |                   |                   |                   |                   | New England       |                   |                   |                   |                   |                   |                   |
|--------------------------------------|--|-------------------|-------------------|-------------------|-------------------|-------------------|-------------------|-------------------|-------------------|-------------------|-------------------|-------------------|-------------------|-------------------|-------------------|
|                                      |  | 1993 <sup>r</sup> | 1994 <sup>r</sup> | 1995 <sup>r</sup> | 1996 <sup>r</sup> | 1997 <sup>r</sup> | 1998 <sup>r</sup> | 1999 <sup>p</sup> | 1993 <sup>r</sup> | 1994 <sup>r</sup> | 1995 <sup>r</sup> | 1996 <sup>r</sup> | 1997 <sup>r</sup> | 1998 <sup>r</sup> | 1999 <sup>p</sup> |
| <b>Income by Place of Residence</b>  |  |                   |                   |                   |                   |                   |                   |                   |                   |                   |                   |                   |                   |                   |                   |
| 1                                    | Personal income (lines 4-9) .....                                      | 5,598,446         | 5,878,362         | 6,192,235         | 6,538,103         | 6,942,114         | 7,351,547         | 7,776,493         | 333,140           | 347,347           | 364,297           | 384,144           | 410,384           | 434,722           | 462,422           |
| 2                                    | Population (thousands) <sup>2</sup> .....                              | 257,783           | 260,327           | 262,803           | 265,229           | 267,784           | 270,248           | 272,691           | 13,216            | 13,243            | 13,283            | 13,329            | 13,378            | 13,429            | 13,496            |
| 3                                    | Per capita personal income (dollars) <sup>3</sup> .....                | 21,718            | 22,581            | 23,562            | 24,651            | 25,924            | 27,203            | 28,518            | 25,208            | 26,229            | 27,426            | 28,820            | 30,676            | 32,373            | 34,264            |
| <b>Derivation of Personal Income</b> |  |                   |                   |                   |                   |                   |                   |                   |                   |                   |                   |                   |                   |                   |                   |
| 4                                    | Earnings by place of work (lines 10-14 or 15-85) .....                 | 4,019,490         | 4,212,378         | 4,412,022         | 4,653,407         | 4,960,879         | 5,302,066         | 5,653,061         | 236,243           | 246,210           | 257,171           | 271,302           | 290,590           | 310,860           | 334,229           |
| 5                                    | Less: Personal contributions for social insurance <sup>4</sup> .....   | 237,265           | 253,544           | 268,271           | 279,891           | 297,564           | 315,446           | 334,041           | 13,519            | 14,355            | 15,269            | 15,958            | 17,088            | 18,096            | 19,297            |
| 6                                    | Plus: Adjustment for residence <sup>5</sup> .....                      | -798              | -860              | -893              | -914              | -979              | -1,019            | -1,170            | 4,163             | 4,219             | 4,835             | 5,615             | 5,642             | 5,567             | 5,964             |
| 7                                    | Equals: Net earnings by place of residence .....                       | 3,781,427         | 3,957,974         | 4,142,858         | 4,372,602         | 4,662,336         | 4,985,601         | 5,317,849         | 226,887           | 236,073           | 246,737           | 260,959           | 279,143           | 298,330           | 320,896           |
| 8                                    | Plus: Dividends, interest, and rent <sup>6</sup> .....                 | 1,018,460         | 1,086,612         | 1,163,537         | 1,236,804         | 1,317,431         | 1,382,416         | 1,440,453         | 60,401            | 63,608            | 66,382            | 70,663            | 76,067            | 80,205            | 83,541            |
| 9                                    | Plus: Transfer payments .....  | 798,559           | 833,776           | 885,840           | 928,697           | 962,347           | 983,530           | 1,018,191         | 45,852            | 48,206            | 51,178            | 52,522            | 55,174            | 56,186            | 57,985            |
| <b>Earnings by Place of Work</b>     |  |                   |                   |                   |                   |                   |                   |                   |                   |                   |                   |                   |                   |                   |                   |
| Components of earnings:              |  |                   |                   |                   |                   |                   |                   |                   |                   |                   |                   |                   |                   |                   |                   |
| 10                                   | Wage and salary disbursements .....                                    | 3,079,090         | 3,232,379         | 3,421,108         | 3,623,084         | 3,885,737         | 4,184,088         | 4,469,617         | 183,355           | 190,968           | 202,237           | 214,074           | 230,721           | 248,290           | 267,269           |
| 11                                   | Other labor income .....   | 478,158           | 503,265           | 493,090           | 485,597           | 496,450           | 511,221           | 531,172           | 27,398            | 28,367            | 27,560            | 27,908            | 28,364            | 29,270            | 30,776            |
| 12                                   | Proprietors' income <sup>7</sup> .....                                 | 462,252           | 476,734           | 497,824           | 544,726           | 578,692           | 606,757           | 652,272           | 25,490            | 26,974            | 27,374            | 29,319            | 31,564            | 33,299            | 36,184            |
| 13                                   | Farm .....   | 30,540            | 32,099            | 22,322            | 34,244            | 29,570            | 25,724            | 25,001            | 421               | 369               | 248               | 303               | 209               | 264               | 262               |
| 14                                   | Nonfarm .....  | 431,712           | 444,635           | 475,502           | 510,482           | 549,122           | 581,033           | 627,271           | 25,070            | 26,605            | 27,126            | 29,016            | 31,296            | 33,035            | 35,922            |
| <b>Earnings by Industry</b>          |  |                   |                   |                   |                   |                   |                   |                   |                   |                   |                   |                   |                   |                   |                   |
| 15                                   | Farm .....   | 43,601            | 45,431            | 36,696            | 49,490            | 45,698            | 43,016            | 44,172            | 731               | 677               | 599               | 687               | 608               | 664               | 699               |
| 16                                   | Nonfarm .....  | 3,975,889         | 4,166,947         | 4,375,326         | 4,603,917         | 4,915,181         | 5,259,050         | 5,608,888         | 235,512           | 245,532           | 256,572           | 270,614           | 289,982           | 310,195           | 333,531           |
| 17                                   | Private .....  | 3,253,306         | 3,418,813         | 3,606,034         | 3,810,189         | 4,094,756         | 4,408,261         | 4,721,444         | 201,197           | 210,107           | 220,180           | 232,890           | 251,046           | 269,882           | 291,462           |
| 18                                   | Agricultural services, forestry, fishing, and other <sup>8</sup> ..... | 27,768            | 26,901            | 27,942            | 28,529            | 31,401            | 34,445            | 38,395            | 1,490             | 1,323             | 1,358             | 1,425             | 1,570             | 1,740             | 1,992             |
| 19                                   | Agricultural services .....  | 24,064            | 23,253            | 24,368            | 25,463            | 27,957            | 30,780            | n.a.              | 1,156             | 1,075             | 1,110             | 1,199             | 1,319             | 1,474             | n.a.              |
| 20                                   | Forestry, fishing, and other <sup>8</sup> .....                        | 3,704             | 3,648             | 3,574             | 3,066             | 3,444             | 3,665             | n.a.              | 334               | 249               | 248               | 226               | 251               | 266               | n.a.              |
| 21                                   | Mining .....   | 37,397            | 38,791            | 39,457            | 40,969            | 45,988            | 47,984            | 45,242            | 214               | 226               | 235               | 247               | 280               | 302               | 318               |
| 22                                   | Metal mining .....   | 2,491             | 2,512             | 2,914             | 3,092             | 3,031             | 2,883             | n.a.              | 5                 | 1                 | 1                 | 1                 | (L)               | (L)               | n.a.              |
| 23                                   | Coal mining .....  | 6,930             | 7,058             | 6,907             | 6,668             | 6,719             | 6,766             | n.a.              | 25                | 13                | 24                | 16                | 17                | 18                | n.a.              |
| 24                                   | Oil and gas extraction .....   | 23,632            | 24,522            | 24,943            | 26,437            | 31,259            | 32,993            | n.a.              | 47                | 56                | 63                | 84                | 111               | 117               | n.a.              |
| 25                                   | Nonmetallic minerals, except fuels .....                               | 4,344             | 4,699             | 4,693             | 4,772             | 4,979             | 5,342             | n.a.              | 136               | 157               | 146               | 147               | 152               | 166               | n.a.              |
| 26                                   | Construction .....   | 208,155           | 228,180           | 238,030           | 256,466           | 276,965           | 302,174           | 328,776           | 11,048            | 11,922            | 12,505            | 13,356            | 14,522            | 15,977            | 17,837            |
| 27                                   | Manufacturing .....  | 730,237           | 767,840           | 790,747           | 800,423           | 847,972           | 891,190           | 916,055           | 46,751            | 47,815            | 48,624            | 50,174            | 53,280            | 55,823            | 58,149            |
| 28                                   | Durable goods .....  | 440,648           | 466,876           | 484,854           | 489,648           | 523,667           | 554,820           | 570,262           | 31,914            | 32,325            | 32,758            | 33,944            | 36,136            | 37,996            | 39,195            |
| 29                                   | Lumber and wood products .....   | 22,941            | 25,056            | 25,532            | 26,337            | 27,884            | 29,724            | n.a.              | 834               | 917               | 948               | 1,024             | 1,108             | (P)               | n.a.              |
| 30                                   | Furniture and fixtures .....   | 13,843            | 14,744            | 14,921            | 15,161            | 16,533            | 17,858            | n.a.              | 408               | 440               | 434               | 451               | 511               | 550               | n.a.              |
| 31                                   | Stone, clay, and glass products .....                                  | 19,404            | 20,675            | 21,430            | 22,739            | 23,387            | 24,817            | n.a.              | 800               | 810               | 805               | 815               | 845               | 892               | n.a.              |
| 32                                   | Primary metal industries .....   | 33,229            | 33,932            | 33,987            | 35,158            | 35,845            | 36,900            | n.a.              | 1,182             | 1,237             | 1,253             | 1,395             | 1,431             | 1,495             | n.a.              |
| 33                                   | Fabricated metal products .....  | 50,502            | 54,185            | 56,576            | 57,700            | 60,836            | 63,736            | n.a.              | 3,713             | 3,899             | 4,076             | 4,120             | 4,456             | 4,499             | n.a.              |
| 34                                   | Industrial machinery and equipment .....                               | 86,013            | 91,450            | 96,045            | 99,640            | 108,556           | 115,562           | n.a.              | 6,957             | 6,939             | 6,849             | 7,112             | 7,514             | 8,144             | n.a.              |
| 35                                   | Electronic and other electric equipment .....                          | 65,180            | 69,469            | 73,330            | 77,288            | 84,254            | 89,892            | n.a.              | 5,711             | 6,009             | 6,549             | 7,175             | 7,781             | (L)               | n.a.              |
| 36                                   | Motor vehicles and equipment .....                                     | 51,046            | 59,270            | 65,430            | 54,326            | 58,460            | 61,702            | n.a.              | 239               | 255               | 277               | 288               | 389               | 418               | n.a.              |
| 37                                   | Other transportation equipment .....                                   | 45,410            | 44,045            | 42,744            | 43,385            | 46,853            | 50,066            | n.a.              | 5,224             | 4,957             | 4,677             | 4,549             | 4,703             | 4,816             | n.a.              |
| 38                                   | Instruments and related products .....                                 | 41,217            | 41,063            | 41,506            | 44,122            | 46,527            | 49,339            | n.a.              | 5,215             | 5,170             | 5,179             | 5,311             | 5,636             | 5,944             | n.a.              |
| 39                                   | Miscellaneous manufacturing industries .....                           | 11,863            | 12,987            | 13,353            | 13,792            | 14,532            | 15,224            | n.a.              | 1,630             | 1,693             | 1,712             | 1,703             | 1,761             | 1,845             | n.a.              |
| 40                                   | Non-durable goods .....  | 289,589           | 300,604           | 305,893           | 310,775           | 324,305           | 336,370           | 345,793           | 14,838            | 15,490            | 15,866            | 16,230            | 17,144            | 17,828            | 18,954            |
| 41                                   | Food and kindred products .....  | 53,850            | 55,411            | 55,449            | 57,313            | 59,724            | 62,155            | n.a.              | 1,613             | 1,666             | 1,633             | 1,695             | 1,763             | 1,805             | n.a.              |
| 42                                   | Tobacco products .....   | 2,561             | 2,457             | 2,748             | 2,817             | 2,866             | 2,809             | n.a.              | 50                | 29                | 66                | 68                | 75                | 68                | n.a.              |
| 43                                   | Textile mill products .....  | 17,479            | 17,990            | 17,717            | 17,328            | 18,113            | 18,062            | n.a.              | 1,098             | 1,155             | 1,159             | 1,128             | 1,193             | 1,163             | n.a.              |
| 44                                   | Apparel and other textile products .....                               | 20,131            | 20,523            | 20,118            | 19,341            | 19,292            | 19,043            | n.a.              | 694               | 682               | 678               | 666               | 680               | (P)               | n.a.              |
| 45                                   | Paper and allied products .....  | 29,042            | 29,843            | 30,211            | 31,003            | 32,144            | 32,498            | n.a.              | 2,352             | 2,395             | 2,440             | 2,496             | 2,592             | 2,552             | n.a.              |
| 46                                   | Printing and publishing .....  | 57,036            | 59,669            | 60,859            | 62,307            | 65,011            | 68,831            | n.a.              | 3,718             | 3,971             | 4,099             | 4,220             | 4,420             | 4,706             | n.a.              |
| 47                                   | Chemicals and allied products .....                                    | 67,109            | 69,949            | 73,690            | 74,868            | 78,806            | 82,310            | n.a.              | 2,586             | 2,719             | 2,859             | 3,058             | 3,347             | 3,638             | n.a.              |
| 48                                   | Petroleum and coal products .....                                      | 9,908             | 10,193            | 9,240             | 9,093             | 9,496             | 10,009            | n.a.              | 146               | 172               | 197               | 202               | 212               | 215               | n.a.              |
| 49                                   | Rubber and miscellaneous plastics products .....                       | 29,703            | 31,848            | 33,214            | 34,201            | 36,383            | 38,214            | n.a.              | 2,020             | 2,139             | 2,226             | 2,248             | 2,404             | 2,535             | n.a.              |
| 50                                   | Leather and leather products .....                                     | 2,770             | 2,721             | 2,647             | 2,504             | 2,470             | 2,439             | n.a.              | 561               | 561               | 509               | 449               | 456               | (P)               | n.a.              |
| 51                                   | Transportation and public utilities .....                              | 270,005           | 284,457           | 296,993           | 314,941           | 336,749           | 357,379           | 375,420           | 12,621            | 13,202            | 13,512            | 14,141            | 14,976            | 16,006            | 16,544            |
| 52                                   | Railroad transportation .....  | 12,760            | 12,767            | 12,718            | 12,984            | 13,151            | 14,081            | n.a.              | 239               | 257               | 266               | 269               | 287               | (P)               | n.a.              |
| 53                                   | Trucking and warehousing .....   | 56,650            | 61,350            | 63,542            | 64,848            | 70,385            | 75,730            | n.a.              | 2,035             | 2,187             | 2,232             | 2,260             | 2,426             | 2,639             | n.a.              |
| 54                                   | Water transportation .....   | 7,085             | 7,368             | 7,147             | 7,449             | 7,975             | 8,447             | n.a.              | 223               | 236               | 233               | 265               | 274               | 300               | n.a.              |
| 55                                   | Other transportation .....   | 63,548            | 67,845            | 71,050            | 75,746            | 80,709            | 86,737            | n.a.              | 2,826             | 2,989             | 3,165             | 3,307             | 3,486             | 3,795             | n.a.              |
| 56                                   | Communications .....   | 71,605            | 75,589            | 81,829            | 89,498            | 97,761            | 103,449           | n.a.              | 3,389             | 3,561             | 3,634             | 3,778             | 3,998             | 4,402             | n.a.              |
| 57                                   | Electric, gas, and sanitary services .....                             | 58,357            | 59,538            | 60,707            | 64,416            | 66,768            | 68,935            | n.a.              | 3,908             | 3,971             | 3,981             | 4,263             | 4,504             | (P)               | n.a.              |
| 58                                   | Wholesale trade .....  | 240,756           | 254,295           | 269,930           | 283,644           | 304,106           | 329,422           | 354,467           | 14,167            | 14,873            | 16,076            | 16,826            | 18,187            | 19,630            | 21,237            |
| 59                                   | Retail trade .....   | 357,069           | 377,922           | 396,948           | 414,592           | 438,125           | 464,753           | 495,627           | 21,304            | 22,229            | 23,035            | 24,032            | 25,326            | 26,855            | 29,016            |
| 60                                   | Finance, insurance, and real estate .....                              | 319,974           | 324,891           | 351,384           | 388,913           | 430,953           | 477,189           | 522,557           | 22,472            | 22,977            | 24,768            | 26,687            | 29,696            | 33,120            | 37,052            |
| 61                                   | Depository and nondepository institutions .....                        | 90,056            | 91,678            | 93,617            | 101,458           | 111,930           | 125,808           | n.a.              | 5,207             | 5,373             | 5,435             | 5,829             | 6,537             | (P)               | n.a.              |
| 62                                   | Other finance, insurance, and real estate .....                        | 229,918           | 233,213           | 257,767           | 287,455           | 319,023           | 351,381           | n.a.              | 17,265            | 17,605            | 19,334            | 20,857            | 23,159            | (P)               | n.a.              |
| 63                                   | Services .....   | 1,061,945         | 1,115,896         | 1,194,603         | 1,281,712         | 1,382,497         | 1,503,725         | 1,644,906         | 71,130            | 75,540            | 80,067            | 86,003            | 93,209            | 100,428           | 109,317           |
| 64                                   | Hotels and other lodging places .....                                  | 33,956            | 35,159            | 38,421            | 40,610            | 42,284            | 46,000            | n.a.              | 1                 |                   |                   |                   |                   |                   |                   |

and Earnings by Industry <sup>1</sup>, 1993-99

[of dollars]

| Connecticut       |                   |                   |                   |                   |                   |                   |                   |                   | Maine             |                   |                   |                   |                   |                   | Massachusetts     |                   |                   |                   |                   |                   | Line |
|-------------------|-------------------|-------------------|-------------------|-------------------|-------------------|-------------------|-------------------|-------------------|-------------------|-------------------|-------------------|-------------------|-------------------|-------------------|-------------------|-------------------|-------------------|-------------------|-------------------|-------------------|------|
| 1993 <sup>r</sup> | 1994 <sup>r</sup> | 1995 <sup>r</sup> | 1996 <sup>r</sup> | 1997 <sup>r</sup> | 1998 <sup>r</sup> | 1999 <sup>r</sup> | 1993 <sup>r</sup> | 1994 <sup>r</sup> | 1995 <sup>r</sup> | 1996 <sup>r</sup> | 1997 <sup>r</sup> | 1998 <sup>r</sup> | 1999 <sup>r</sup> | 1993 <sup>r</sup> | 1994 <sup>r</sup> | 1995 <sup>r</sup> | 1996 <sup>r</sup> | 1997 <sup>r</sup> | 1998 <sup>r</sup> | 1999 <sup>r</sup> |      |
| 96,866            | 99,788            | 104,315           | 109,354           | 116,477           | 122,191           | 128,548           | 23,292            | 24,174            | 25,046            | 26,434            | 27,886            | 29,316            | 31,276            | 154,262           | 161,886           | 170,052           | 180,237           | 193,199           | 205,814           | 220,658           | 1    |
| 3,839             | 4,031             | 4,269             | 4,448             | 4,794             | 5,037             | 5,292             | 1,238             | 1,238             | 1,237             | 1,241             | 1,245             | 1,248             | 1,253             | 6,011             | 6,031             | 6,062             | 6,085             | 6,115             | 6,144             | 6,175             | 2    |
| 29,602            | 30,532            | 31,947            | 33,472            | 35,636            | 37,338            | 39,167            | 18,810            | 19,531            | 20,240            | 21,293            | 22,394            | 23,499            | 24,960            | 25,664            | 26,841            | 28,051            | 29,618            | 31,592            | 33,496            | 35,733            | 3    |
| 67,239            | 69,332            | 72,132            | 75,317            | 81,097            | 86,121            | 91,139            | 15,984            | 16,496            | 16,821            | 17,586            | 18,546            | 19,646            | 21,304            | 114,052           | 119,718           | 125,641           | 133,668           | 143,228           | 154,006           | 167,403           | 4    |
| 3,466             | 3,505             | 4,119             | 4,892             | 4,876             | 4,769             | 5,177             | 944               | 1,000             | 1,051             | 1,085             | 1,148             | 1,203             | 1,296             | 6,258             | 6,684             | 7,148             | 7,522             | 8,072             | 8,598             | 9,262             | 5    |
| 66,866            | 68,806            | 71,983            | 75,761            | 81,179            | 85,853            | 91,023            | 15,143            | 15,637            | 15,954            | 16,710            | 17,637            | 18,721            | 20,272            | -2,413            | -2,598            | -2,703            | -2,936            | -3,193            | -3,523            | -3,921            | 6    |
| 18,279            | 18,865            | 19,333            | 20,248            | 21,332            | 22,216            | 22,964            | 4,125             | 4,347             | 4,691             | 5,037             | 5,347             | 5,630             | 5,882             | 105,381           | 110,437           | 115,789           | 123,209           | 131,964           | 141,885           | 154,220           | 7    |
| 11,721            | 12,117            | 12,999            | 13,344            | 13,966            | 14,122            | 14,560            | 4,024             | 4,191             | 4,402             | 4,687             | 4,902             | 4,965             | 5,122             | 21,501            | 22,793            | 24,063            | 24,727            | 25,950            | 26,555            | 27,465            | 9    |
| 52,290            | 53,823            | 56,580            | 59,687            | 64,731            | 69,085            | 73,229            | 11,972            | 12,408            | 12,923            | 13,456            | 14,325            | 15,241            | 16,566            | 89,110            | 93,272            | 99,350            | 105,794           | 113,962           | 123,378           | 134,177           | 10   |
| 7,583             | 7,732             | 7,557             | 7,613             | 7,764             | 7,955             | 8,223             | 2,095             | 2,122             | 2,065             | 2,104             | 2,127             | 2,185             | 2,317             | 13,193            | 13,811            | 13,325            | 13,542            | 13,734            | 14,227            | 15,122            | 11   |
| 7,365             | 7,777             | 7,995             | 8,017             | 8,602             | 9,081             | 9,686             | 1,917             | 1,966             | 1,833             | 2,026             | 2,094             | 2,219             | 2,421             | 11,748            | 12,636            | 12,965            | 14,331            | 15,532            | 16,401            | 18,104            | 12   |
| 128               | 103               | 76                | 68                | 44                | 70                | 68                | 89                | 81                | 41                | 67                | 71                | 21                | 21                | 88                | 75                | 81                | 71                | 97                | 66                | 80                | 13   |
| 7,237             | 7,674             | 7,920             | 7,949             | 8,558             | 9,012             | 9,618             | 1,828             | 1,886             | 1,792             | 1,959             | 2,094             | 2,199             | 2,400             | 11,660            | 12,561            | 12,905            | 14,260            | 15,435            | 16,335            | 18,024            | 14   |
| 215               | 190               | 176               | 180               | 162               | 188               | 199               | 155               | 145               | 114               | 145               | 79                | 100               | 107               | 170               | 155               | 151               | 167               | 195               | 166               | 186               | 15   |
| 67,024            | 69,142            | 71,956            | 75,137            | 80,936            | 85,933            | 90,940            | 15,828            | 16,351            | 16,708            | 17,441            | 18,467            | 19,545            | 21,197            | 113,882           | 119,563           | 125,490           | 133,500           | 143,033           | 153,840           | 167,216           | 16   |
| 58,023            | 59,824            | 62,501            | 65,395            | 71,010            | 75,710            | 80,688            | 12,558            | 13,104            | 13,399            | 14,067            | 15,000            | 15,955            | 17,433            | 98,101            | 103,089           | 108,521           | 115,904           | 124,735           | 134,823           | 147,012           | 17   |
| 380               | 346               | 355               | 380               | 417               | 462               | 520               | 208               | 169               | 171               | 168               | 187               | 209               | 248               | 625               | 561               | 575               | 617               | 680               | 748               | 861               | 18   |
| 370               | 337               | 349               | 377               | 412               | 454               | n.a.              | 93                | 85                | 86                | 90                | 100               | 115               | n.a.              | 477               | 454               | 464               | 508               | 564               | 630               | n.a.              | 19   |
| 9                 | 9                 | 7                 | 3                 | 6                 | 8                 | n.a.              | 115               | 84                | 85                | 77                | 94                | n.a.              | n.a.              | 66                | 72                | 73                | 69                | 82                | 88                | 95                | 20   |
| 5                 | (L)               | (L)               | (L)               | (L)               | (L)               | n.a.              | 7                 | 7                 | 4                 | 3                 | 3                 | 3                 | n.a.              | 66                | 72                | 73                | 69                | 82                | 88                | 95                | 21   |
| 11                | 2                 | (D)               | (D)               | (D)               | (D)               | n.a.              | 1                 | 1                 | 1                 | 0                 | 0                 | 0                 | n.a.              | 11                | 8                 | 9                 | 5                 | 5                 | 6                 | n.a.              | 22   |
| 38                | 45                | 52                | (D)               | (D)               | (D)               | n.a.              | (D)               | (D)               | (D)               | (L)               | (L)               | (L)               | (L)               | 6                 | 8                 | (D)               | 15                | 21                | 22                | n.a.              | 23   |
| 44                | 53                | 47                | 51                | 49                | (D)               | n.a.              | 5                 | 4                 | 2                 | 2                 | 2                 | 2                 | n.a.              | 49                | 56                | 54                | 48                | 56                | 60                | n.a.              | 24   |
| 3,107             | 3,234             | 3,471             | 3,533             | 3,887             | 4,124             | 4,461             | 960               | 983               | 1,001             | 1,118             | 1,164             | 1,274             | 1,546             | 4,857             | 5,421             | 5,656             | 6,122             | 6,681             | 7,458             | 8,457             | 26   |
| 14,476            | 14,688            | 14,863            | 15,337            | 16,436            | 17,311            | 18,100            | 3,085             | 3,186             | 3,221             | 3,256             | 3,411             | 3,481             | 3,573             | 20,704            | 21,139            | 21,553            | 22,254            | 23,543            | 24,678            | 25,956            | 27   |
| 10,421            | 10,511            | 10,485            | 10,846            | 11,641            | 12,199            | 12,503            | 1,424             | 1,499             | 1,552             | 1,593             | 1,691             | 1,743             | 1,784             | 14,179            | 14,256            | 14,526            | 15,044            | 15,905            | 16,704            | 17,384            | 28   |
| (D)               | 93                | 98                | 99                | 114               | 125               | n.a.              | 338               | 360               | 366               | 397               | 424               | 448               | 449               | 127               | 135               | 144               | 157               | 171               | 180               | n.a.              | 29   |
| 207               | 191               | 182               | 189               | 186               | 188               | n.a.              | 39                | 40                | 40                | 45                | 47                | 51                | n.a.              | 146               | 159               | 153               | 157               | 172               | 181               | n.a.              | 30   |
| 420               | 430               | 436               | 443               | 451               | 479               | n.a.              | 20                | 20                | 22                | 25                | 23                | 25                | n.a.              | 386               | 407               | 405               | 457               | 475               | 472               | n.a.              | 31   |
| 1,400             | 1,474             | 1,504             | 1,553             | 1,694             | 1,746             | n.a.              | 97                | 106               | 115               | 109               | 118               | 120               | n.a.              | 1,653             | 1,721             | 1,810             | 1,790             | 1,936             | 1,906             | n.a.              | 32   |
| 1,814             | 1,855             | 1,832             | 1,877             | 1,954             | 2,039             | n.a.              | 141               | 159               | 158               | 170               | 185               | 193               | n.a.              | 3,731             | 3,611             | 3,564             | 3,797             | 4,031             | 4,494             | n.a.              | 33   |
| 1,405             | 1,512             | 1,674             | 1,916             | 2,147             | 2,301             | n.a.              | 237               | 246               | 279               | 281               | 316               | 303               | n.a.              | 2,903             | 3,011             | 3,242             | 3,477             | 3,671             | 3,808             | n.a.              | 34   |
| 119               | 127               | 143               | 142               | 212               | 217               | n.a.              | 14                | 14                | 13                | 15                | 17                | 17                | n.a.              | 45                | 53                | 60                | 67                | 74                | 78                | n.a.              | 35   |
| 3,279             | 3,127             | 2,903             | 2,824             | 2,938             | 2,990             | n.a.              | 471               | 479               | 478               | 461               | 460               | 482               | n.a.              | 1,175             | 1,068             | 1,034             | 1,028             | 1,067             | 1,074             | n.a.              | 36   |
| 1,309             | 1,282             | 1,271             | 1,335             | 1,447             | 1,577             | n.a.              | 22                | 21                | 25                | 28                | 31                | 32                | n.a.              | 3,071             | 3,090             | 3,094             | 3,099             | 3,237             | 3,391             | n.a.              | 37   |
| 284               | 313               | 317               | 318               | 335               | 358               | n.a.              | 16                | 18                | 22                | 23                | 25                | 27                | n.a.              | 588               | 633               | 643               | 647               | 680               | 700               | n.a.              | 38   |
| 4,055             | 4,178             | 4,278             | 4,491             | 4,795             | 5,122             | 5,597             | 1,661             | 1,687             | 1,670             | 1,664             | 1,721             | 1,778             | 1,788             | 6,525             | 6,883             | 7,024             | 7,210             | 7,337             | 7,973             | 8,572             | 39   |
| 50                | 29                | 66                | 68                | 75                | 67                | n.a.              | 166               | 158               | 158               | 165               | 172               | 177               | n.a.              | 726               | 768               | 756               | 721               | 755               | 886               | n.a.              | 40   |
| 79                | 80                | 72                | 67                | 72                | 75                | n.a.              | 0                 | 0                 | 0                 | 0                 | 0                 | 0                 | n.a.              | (L)               | (L)               | (L)               | (L)               | (L)               | (L)               | n.a.              | 41   |
| 141               | 142               | 153               | 158               | 171               | 174               | n.a.              | 138               | 143               | 133               | 132               | 130               | 119               | n.a.              | 530               | 563               | 577               | 550               | 584               | 571               | n.a.              | 42   |
| 430               | 433               | 494               | 513               | 535               | 499               | n.a.              | 53                | 52                | 50                | 49                | 50                | 56                | n.a.              | 399               | 394               | 379               | 365               | 361               | 346               | n.a.              | 43   |
| 1,024             | 1,082             | 1,087             | 1,098             | 1,155             | 1,296             | n.a.              | 773               | 766               | 751               | 764               | 802               | 800               | n.a.              | 810               | 834               | 839               | 862               | 891               | 903               | n.a.              | 44   |
| 1,375             | 1,398             | 1,505             | 1,619             | 1,771             | 1,941             | n.a.              | 52                | 55                | 69                | 77                | 77                | 79                | n.a.              | 1,929             | 2,065             | 2,140             | 2,229             | 2,349             | 2,494             | n.a.              | 45   |
| 47                | 47                | 73                | 81                | 87                | 88                | n.a.              | 14                | 13                | 14                | 12                | 13                | 13                | n.a.              | 943               | 1,045             | 1,056             | 1,132             | 1,258             | 1,375             | n.a.              | 46   |
| 431               | 449               | 447               | 445               | 482               | 517               | n.a.              | 52                | 55                | 69                | 77                | 83                | 86                | n.a.              | 1,07              | 1,05              | 99                | 97                | 103               | 104               | n.a.              | 47   |
| 71                | 65                | 56                | 45                | 38                | 41                | n.a.              | 91                | 99                | 105               | 104               | 104               | 105               | n.a.              | 920               | 975               | 1,041             | 1,042             | 1,126             | 1,196             | n.a.              | 48   |
| 3,352             | 3,526             | 3,781             | 3,997             | 4,227             | 4,586             | 4,680             | 898               | 959               | 940               | 983               | 1,046             | 1,102             | 1,126             | 6,266             | 6,554             | 6,535             | 6,762             | 7,161             | 7,619             | 7,967             | 49   |
| 512               | 548               | 548               | 545               | 580               | 617               | n.a.              | 31                | 31                | 39                | 37                | 39                | 39                | n.a.              | 131               | 140               | 145               | 160               | 174               | 174               | n.a.              | 50   |
| 78                | (D)               | 89                | 102               | 107               | 116               | n.a.              | 267               | 290               | 290               | 289               | 305               | 327               | n.a.              | 856               | 923               | 943               | 962               | 1,040             | 1,141             | n.a.              | 51   |
| 996               | 1,095             | 1,143             | 1,195             | 1,271             | 1,460             | n.a.              | 190               | 209               | 211               | 223               | 241               | 263               | n.a.              | 1,585             | (D)               | (D)               | 109               | (D)               | (D)               | n.a.              | 52   |
| 923               | 903               | 1,002             | 1,143             | 1,215             | 1,193             | n.a.              | 276               | 285               | 258               | 282               | 302               | 302               | n.a.              | 1,674             | 1,702             | 1,703             | 1,750             | 1,847             | 2,005             | n.a.              | 53   |
| 4,162             | 4,215             | 4,477             | 4,647             | 5,144             | 5,343             | 5,390             | 763               | 806               | 850               | 914               | 962               | 1,007             | 1,124             | 7,155             | 7,627             | 8,226             | 8,727             | 9,321             | 10,311            | 11,421            | 54   |
| 5,534             | 5,676             | 5,820             | 5,903             | 6,176             | 6,478             | 7,032             | 1,854             | 1,949             | 1,981             | 2,022             | 2,135             | 2,269             | 2,424             | 9,794             | 10,264            | 10,731            | 11,461            | 12,046            | 12,828            | 13,871            | 55   |
| 8,371             | 8,255             | 8,871             | 9,448             | 10,640            | 11,832            | 12,916            | 950               | 961               | 979               | 1,049</           |                   |                   |                   |                   |                   |                   |                   |                   |                   |                   |      |

Table 5.—Personal Income by Major Source

[Millions]

| Line                                 | Item   | New Hampshire     |                   |                   |                   |                   |                   |                   | Rhode Island      |                   |                   |                   |                   |                   |                   |
|--------------------------------------|--|-------------------|-------------------|-------------------|-------------------|-------------------|-------------------|-------------------|-------------------|-------------------|-------------------|-------------------|-------------------|-------------------|-------------------|
|                                      |  | 1993 <sup>r</sup> | 1994 <sup>r</sup> | 1995 <sup>r</sup> | 1996 <sup>r</sup> | 1997 <sup>r</sup> | 1998 <sup>r</sup> | 1999 <sup>r</sup> | 1993 <sup>r</sup> | 1994 <sup>r</sup> | 1995 <sup>r</sup> | 1996 <sup>r</sup> | 1997 <sup>r</sup> | 1998 <sup>r</sup> | 1999 <sup>r</sup> |
| <b>Income by Place of Residence</b>  |  |                   |                   |                   |                   |                   |                   |                   |                   |                   |                   |                   |                   |                   |                   |
| 1                                    | Personal income (lines 4-9) .....                                      | 25,273            | 26,990            | 28,650            | 30,228            | 32,553            | 34,958            | 37,121            | 22,090            | 22,612            | 23,787            | 24,818            | 26,505            | 27,914            | 29,447            |
| 2                                    | Population (thousands) <sup>2</sup> .....                              | 1,122             | 1,133             | 1,146             | 1,161             | 1,173             | 1,186             | 1,201             | 998               | 993               | 989               | 988               | 987               | 988               | 991               |
| 3                                    | Per capita personal income (dollars) <sup>3</sup> .....                | 22,521            | 23,820            | 25,008            | 26,042            | 27,746            | 29,480            | 30,905            | 22,137            | 22,762            | 24,046            | 25,123            | 26,855            | 28,262            | 29,720            |
| <b>Derivation of Personal Income</b> |  |                   |                   |                   |                   |                   |                   |                   |                   |                   |                   |                   |                   |                   |                   |
| 4                                    | Earnings by place of work (lines 10-14 or 15-85) .....                 | 16,682            | 17,663            | 18,650            | 19,838            | 21,443            | 23,208            | 24,717            | 14,323            | 14,729            | 15,408            | 15,934            | 16,891            | 17,890            | 18,988            |
| 5                                    | Less: Personal contributions for social insurance <sup>4</sup> .....   | 1,021             | 1,106             | 1,188             | 1,248             | 1,346             | 1,440             | 1,522             | 969               | 1,017             | 1,058             | 1,080             | 1,125             | 1,184             | 1,249             |
| 6                                    | Plus: Adjustment for residence <sup>5</sup> .....                      | 2,181             | 2,262             | 2,297             | 2,446             | 2,651             | 2,892             | 3,172             | 771               | 848               | 869               | 929               | 983               | 1,052             | 1,170             |
| 7                                    | Equals: Net earnings by place of residence .....                       | 17,841            | 18,819            | 19,758            | 21,036            | 22,748            | 24,660            | 26,367            | 14,125            | 14,561            | 15,219            | 15,783            | 16,750            | 17,758            | 18,909            |
| 8                                    | Plus: Dividends, interest, and rent <sup>6</sup> .....                 | 4,449             | 4,762             | 5,235             | 5,606             | 6,066             | 6,492             | 6,845             | 3,972             | 4,079             | 4,371             | 4,768             | 5,153             | 5,465             | 5,718             |
| 9                                    | Plus: Transfer payments .....  | 2,982             | 3,410             | 3,656             | 3,587             | 3,739             | 3,807             | 3,908             | 3,992             | 3,972             | 4,196             | 4,267             | 4,602             | 4,692             | 4,820             |
| <b>Earnings by Place of Work</b>     |  |                   |                   |                   |                   |                   |                   |                   |                   |                   |                   |                   |                   |                   |                   |
| Components of earnings:              |  |                   |                   |                   |                   |                   |                   |                   |                   |                   |                   |                   |                   |                   |                   |
| 10                                   | Wage and salary disbursements .....                                    | 12,735            | 13,574            | 14,636            | 15,628            | 16,998            | 18,522            | 19,772            | 11,226            | 11,528            | 12,156            | 12,564            | 13,372            | 14,249            | 15,123            |
| 11                                   | Other labor income .....   | 1,822             | 1,931             | 1,902             | 1,916             | 1,964             | 2,059             | 2,141             | 1,800             | 1,826             | 1,780             | 1,804             | 1,848             | 1,888             | 1,964             |
| 12                                   | Proprietors' income <sup>7</sup> .....                                 | 2,125             | 2,158             | 2,112             | 2,295             | 2,481             | 2,627             | 2,804             | 2,907             | 1,375             | 1,472             | 1,565             | 1,672             | 1,754             | 1,901             |
| 13                                   | Farm .....   | 15                | 15                | 1                 | 2                 | -1                | -2                | (L)               | 23                | 19                | 16                | 14                | 11                | 15                | 16                |
| 14                                   | Nonfarm .....  | 2,110             | 2,143             | 2,111             | 2,293             | 2,481             | 2,629             | 2,804             | 1,274             | 1,357             | 1,456             | 1,552             | 1,662             | 1,739             | 1,885             |
| <b>Earnings by Industry</b>          |  |                   |                   |                   |                   |                   |                   |                   |                   |                   |                   |                   |                   |                   |                   |
| 15                                   | Farm .....   | 40                | 40                | 32                | 36                | 36                | 35                | 41                | 32                | 28                | 27                | 26                | 23                | 27                | 30                |
| 16                                   | Nonfarm .....  | 16,642            | 17,623            | 18,618            | 19,802            | 21,407            | 23,172            | 24,676            | 14,291            | 14,702            | 15,380            | 15,908            | 16,868            | 17,863            | 18,958            |
| 17                                   | Private .....  | 14,443            | 15,323            | 16,247            | 17,331            | 18,826            | 20,501            | 21,897            | 11,575            | 12,000            | 12,522            | 12,942            | 13,746            | 14,655            | 15,560            |
| 18                                   | Agricultural services, forestry, fishing, and other <sup>8</sup> ..... | 105               | 95                | 101               | 105               | 120               | 139               | 160               | 112               | 94                | 97                | 97                | 102               | 110               | 124               |
| 19                                   | Agricultural services .....  | 96                | 87                | 93                | 100               | 112               | 128               | n.a.              | 61                | 57                | 60                | 64                | 69                | 76                | n.a.              |
| 20                                   | Forestry, fishing, and other <sup>8</sup> .....                        | 9                 | 9                 | 8                 | 5                 | 8                 | 11                | n.a.              | 51                | 37                | 37                | 33                | 33                | 34                | n.a.              |
| 21                                   | Mining .....   | 16                | 18                | 18                | 20                | 19                | 19                | 21                | 8                 | 9                 | 15                | 12                | 13                | 15                | 16                |
| 22                                   | Metal mining .....   | (L)               | (L)               | (L)               | (P)               | (P)               | (P)               | n.a.              | (P)               | (P)               | (P)               | (P)               | (P)               | (L)               | n.a.              |
| 23                                   | Coal mining .....  | 0                 | 0                 | 0                 | 0                 | 0                 | 0                 | n.a.              | 1                 | 2                 | 9                 | 5                 | 5                 | 6                 | n.a.              |
| 24                                   | Oil and gas extraction .....   | 1                 | 1                 | (L)               | (P)               | (P)               | 1                 | n.a.              | (P)               | (P)               | (P)               | (P)               | (P)               | (P)               | n.a.              |
| 25                                   | Nonmetallic minerals, except fuels .....                               | 15                | 17                | 18                | 19                | 18                | 18                | n.a.              | 6                 | 7                 | 6                 | 6                 | 7                 | 7                 | n.a.              |
| 26                                   | Construction .....   | 982               | 1,053             | 1,120             | 1,256             | 1,364             | 1,542             | 1,616             | 609               | 681               | 689               | 728               | 792               | 880               | 1,034             |
| 27                                   | Manufacturing .....  | 3,866             | 4,128             | 4,235             | 4,509             | 4,894             | 5,180             | 5,157             | 2,973             | 3,000             | 3,018             | 2,987             | 3,088             | 3,154             | 3,189             |
| 28                                   | Durable goods .....  | 2,719             | 2,899             | 2,997             | 3,234             | 3,536             | 3,771             | 3,766             | 1,958             | 1,959             | 1,952             | 1,901             | 1,972             | 2,086             | 2,146             |
| 29                                   | Lumber and wood products .....   | 142               | 162               | 159               | 164               | 181               | 197               | n.a.              | (P)               | 22                | 22                | 22                | 27                | 31                | n.a.              |
| 30                                   | Furniture and fixtures .....   | 40                | 44                | 36                | 34                | 42                | 47                | n.a.              | 47                | 51                | 53                | 58                | 66                | 69                | n.a.              |
| 31                                   | Stone, clay, and glass products .....                                  | 73                | 79                | 74                | 79                | 81                | 86                | n.a.              | 51                | 55                | 52                | 49                | 52                | 56                | n.a.              |
| 32                                   | Primary metal industries .....   | 166               | 185               | 191               | 212               | 233               | 262               | n.a.              | 160               | 161               | 159               | 204               | 198               | 202               | n.a.              |
| 33                                   | Fabricated metal products .....  | 252               | 276               | 309               | 317               | 333               | 330               | n.a.              | 226               | 233               | 241               | 246               | 257               | 278               | n.a.              |
| 34                                   | Industrial machinery and equipment .....                               | 929               | 950               | 927               | 940               | 984               | 1,027             | n.a.              | 198               | 215               | 220               | 171               | 191               | 199               | n.a.              |
| 35                                   | Electronic and other electric equipment .....                          | 497               | 584               | 673               | 788               | 910               | 1,022             | n.a.              | 162               | 185               | 198               | 200               | 214               | 225               | n.a.              |
| 36                                   | Motor vehicles and equipment .....                                     | 7                 | 11                | 10                | 20                | 34                | 56                | n.a.              | (P)               | 33                | 31                | 26                | 32                | 26                | n.a.              |
| 37                                   | Other transportation equipment .....                                   | 37                | 42                | 42                | 46                | 53                | 54                | n.a.              | 188               | 164               | 140               | 104               | 97                | 122               | n.a.              |
| 38                                   | Instruments and related products .....                                 | 523               | 504               | 515               | 570               | 618               | 618               | n.a.              | 223               | 209               | 212               | 218               | 238               | 256               | n.a.              |
| 39                                   | Miscellaneous manufacturing industries .....                           | 55                | 61                | 61                | 63                | 67                | 73                | n.a.              | 642               | 631               | 624               | 601               | 600               | 622               | n.a.              |
| 40                                   | Nondurable goods .....   | 1,147             | 1,229             | 1,238             | 1,276             | 1,358             | 1,410             | 1,391             | 1,015             | 1,041             | 1,066             | 1,086             | 1,116             | 1,068             | 1,043             |
| 41                                   | Food and kindred products .....  | 92                | 96                | 94                | 97                | 105               | 106               | n.a.              | 83                | 85                | 76                | 86                | 90                | 87                | n.a.              |
| 42                                   | Tobacco products .....   | (L)               | 0                 | 0                 | 0                 | 0                 | 0                 | n.a.              | (L)               | (L)               | (L)               | (L)               | (L)               | (L)               | n.a.              |
| 43                                   | Textile mill products .....  | 113               | 119               | 125               | 129               | 148               | 148               | n.a.              | 227               | 237               | 237               | 235               | 243               | 235               | n.a.              |
| 44                                   | Apparel and other textile products .....                               | 55                | 48                | 49                | 49                | 51                | 51                | n.a.              | 22                | 22                | 23                | 22                | 23                | (P)               | n.a.              |
| 45                                   | Paper and allied products .....  | 194               | 206               | 195               | 192               | 198               | 198               | n.a.              | 70                | 75                | 80                | 81                | 78                | 68                | n.a.              |
| 46                                   | Printing and publishing .....  | 260               | 287               | 292               | 300               | 300               | 308               | n.a.              | 209               | 221               | 243               | 261               | 278               | 246               | n.a.              |
| 47                                   | Chemicals and allied products .....                                    | 53                | 58                | 63                | 68                | 72                | 77                | n.a.              | 137               | 136               | 138               | 131               | 131               | 128               | n.a.              |
| 48                                   | Petroleum and coal products .....                                      | 3                 | 3                 | 7                 | 7                 | 8                 | 8                 | n.a.              | 1                 | 1                 | 1                 | (L)               | (L)               | (P)               | n.a.              |
| 49                                   | Rubber and miscellaneous plastics products .....                       | 308               | 337               | 342               | 358               | 385               | 395               | n.a.              | 227               | 231               | 237               | 242               | 245               | 249               | n.a.              |
| 50                                   | Leather and leather products .....                                     | 70                | 75                | 71                | 75                | 91                | 119               | n.a.              | 38                | 33                | 32                | 29                | 28                | 27                | n.a.              |
| 51                                   | Transportation and public utilities .....                              | 955               | 950               | 959               | 965               | 1,014             | 1,088             | 1,118             | 709               | 748               | 822               | 949               | 1,019             | 1,061             | 1,103             |
| 52                                   | Railroad transportation .....  | (P)               | (P)               | 21                | 21                | 22                | 24                | n.a.              | (P)               | 12                | 11                | 12                | 12                | (P)               | n.a.              |
| 53                                   | Trucking and warehousing .....   | 157               | 170               | 178               | 184               | 199               | 225               | n.a.              | 117               | 130               | 137               | 139               | 152               | 172               | n.a.              |
| 54                                   | Water transportation .....   | (P)               | 7                 | (P)               | (P)               | (P)               | (P)               | n.a.              | 17                | 18                | 18                | 20                | 21                | 22                | n.a.              |
| 55                                   | Other transportation .....   | (P)               | (P)               | (P)               | (P)               | (P)               | (P)               | n.a.              | (P)               | 120               | 127               | 134               | (P)               | (P)               | n.a.              |
| 56                                   | Communications .....   | 192               | 205               | 205               | 212               | 212               | 238               | n.a.              | 226               | 229               | 254               | 285               | 310               | 313               | n.a.              |
| 57                                   | Electric, gas, and sanitary services .....                             | 433               | 382               | 374               | 362               | 388               | 392               | n.a.              | 229               | 240               | 275               | 358               | 376               | 384               | n.a.              |
| 58                                   | Wholesale trade .....  | 990               | 1,068             | 1,278             | 1,321             | 1,494             | 1,644             | 1,863             | 677               | 707               | 785               | 768               | 807               | 849               | 922               |
| 59                                   | Retail trade .....   | 1,960             | 2,106             | 2,213             | 2,320             | 2,506             | 2,700             | 2,914             | 1,327             | 1,359             | 1,399             | 1,407             | 1,500             | 1,578             | 1,718             |
| 60                                   | Finance, insurance, and real estate .....                              | 1,130             | 1,149             | 1,235             | 1,294             | 1,488             | 1,695             | 1,880             | 1,005             | 1,014             | 1,044             | 1,075             | 1,216             | 1,425             | 1,499             |
| 61                                   | Depository and nondepository institutions .....                        | 269               | 278               | 263               | 275               | 303               | 333               | n.a.              | 311               | 310               | 290               | 323               | 391               | 466               | n.a.              |
| 62                                   | Other finance, insurance, and real estate .....                        | 861               | 871               | 971               | 1,019             | 1,186             | 1,362             | n.a.              | 695               | 705               | 754               | 751               | 825               | 959               | n.a.              |
| 63                                   | Services .....   | 4,439             | 4,755             | 5,088             | 5,540             | 5,927             | 6,493             | 7,167             | 4,155             | 4,388             | 4,654             | 4,920             | 5,209             | 5,582             | 5,956             |
| 64                                   | Hotels and other lodging places .....                                  | 136               | 138               | 151               | 162               | 172               | 190               | n.a.              | 60                | 64                | 75                | 78                | 83                | 86                | n.a.              |
| 65                                   | Personal services .....  | 173               | 184               | 185               | 201               | 214               | 231               | n.a.              | 124               | 129               | 127               | 129               | 137               | 144               | n.a.              |
| 66                                   | Private households .....   | 30                | 31                | 33                | 34                | 34                | 39                | n.a.              | 21                | 21                | 23                | 23                | 22                | 26                | n.a.              |
| 67                                   | Business services .....  | 803               | 877               | 962               | 1,091             | 1,259             | 1,465             | n.a.              | 638               | 721               | 782               | 813               | 885               | 954               | n.a.              |
| 68                                   | Auto repair, services, and parking .....                               | 161               | 188               | 187               | 202               | 209               | 232               | n.a.              | 102               | 105               | 105               | 115               | 120               | 136               | n.a.              |
| 69                                   | Miscellaneous repair services .....                                    | 64                | 68                | 71                | 78                | 82                | 90                | n.a.              | 45                | 49                | 52                | 51                | 50                | 55                | n.a.              |
| 70                                   | Amusement and recreation services .....                                | 120               | 128               | 135               | 144               | 154               | 164               | n.a.              | 82                | 83                | 90                | 91                | 105               | 105               | n.a.              |
| 71                                   | Motion pictures .....  | 29                | 31                | 33                | 33                | 31                | 34                | n.a.              | 19                | 16                | 17                | 19                | 17                | 18                | n.a.              |
| 72                                   | Health services .....  | 1,524             | 1,632             | 1,738             | 1,883             | 1,969             | 2,084             | n.a.              | 1,629             | 1,706             | 1,800             | 1,987             | 2,065             | 2,198             | n.a.              |
| 73                                   | Legal services .....   | 298               | 293               | 285               | 277               | 285               | 307               | n.a.              | 318               | 302               | 302               | 304               | 326               | 347               | n.a.              |
| 74                                   | Educational services .....   | 345               | 367               | 391               | 413               | 436               | 463               | n.a.              | 404               | 421               | 449               | 466               | 480               | 518               | n.a.              |
| 75                                   | Social services .....  | 193               | 219               | 231               | 247               | 262               | 280               | n.a.              | 222               | 235               | 247               | 248               | 263               | 289               | n.a.              |
| 76                                   |  |                   |                   |                   |                   |                   |                   |                   |                   |                   |                   |                   |                   |                   |                   |



Table 5.—Personal Income by Major Source

[Millions]

| Line                                 | Item  | District of Columbia |                   |                   |                   |                   |                   |                   | Maryland          |                   |                   |                   |                   |                   |                   |
|--------------------------------------|---|----------------------|-------------------|-------------------|-------------------|-------------------|-------------------|-------------------|-------------------|-------------------|-------------------|-------------------|-------------------|-------------------|-------------------|
|                                      |   | 1993 <sup>r</sup>    | 1994 <sup>r</sup> | 1995 <sup>r</sup> | 1996 <sup>r</sup> | 1997 <sup>r</sup> | 1998 <sup>r</sup> | 1999 <sup>r</sup> | 1993 <sup>r</sup> | 1994 <sup>r</sup> | 1995 <sup>r</sup> | 1996 <sup>r</sup> | 1997 <sup>r</sup> | 1998 <sup>r</sup> | 1999 <sup>r</sup> |
| <b>Income by Place of Residence</b>  |   |                      |                   |                   |                   |                   |                   |                   |                   |                   |                   |                   |                   |                   |                   |
| 1                                    | Personal income (lines 4-9) .....                         | 18,251               | 18,499            | 18,217            | 18,517            | 18,628            | 18,988            | 19,840            | 124,076           | 129,849           | 135,115           | 140,809           | 148,264           | 156,759           | 166,350           |
| 2                                    | Population (thousands) .....                              | 576                  | 565               | 551               | 538               | 529               | 521               | 519               | 4,943             | 4,985             | 5,024             | 5,057             | 5,093             | 5,130             | 5,172             |
| 3                                    | Per capita personal income (dollars) .....                | 31,665               | 32,743            | 33,045            | 34,401            | 35,230            | 36,415            | 38,228            | 25,104            | 26,046            | 26,896            | 27,844            | 29,112            | 30,557            | 32,166            |
| <b>Derivation of Personal Income</b> |   |                      |                   |                   |                   |                   |                   |                   |                   |                   |                   |                   |                   |                   |                   |
| 4                                    | Earnings by place of work (lines 10-14 or 15-85) .....    | 36,395               | 37,252            | 37,588            | 37,872            | 38,974            | 40,653            | 43,042            | 79,204            | 82,622            | 86,111            | 89,354            | 95,224            | 101,410           | 108,829           |
| 5                                    | Less: Personal contributions for social insurance .....   | 1,675                | 1,767             | 1,826             | 1,866             | 1,922             | 2,031             | 2,158             | 4,677             | 4,977             | 5,215             | 5,416             | 5,773             | 6,100             | 6,528             |
| 6                                    | Plus: Adjustment for residence .....                      | -22,372              | -23,050           | -23,401           | -23,489           | -24,405           | -25,561           | -27,060           | 14,522            | 14,950            | 15,013            | 15,291            | 15,473            | 16,695            | 17,680            |
| 7                                    | Equals: Net earnings by place of residence .....          | 12,348               | 12,435            | 12,362            | 12,517            | 12,647            | 13,060            | 13,824            | 89,049            | 92,595            | 95,909            | 99,228            | 104,924           | 112,004           | 119,982           |
| 8                                    | Plus: Dividends, interest, and rent .....                 | 3,467                | 3,591             | 3,462             | 3,402             | 3,425             | 3,343             | 3,356             | 22,086            | 23,545            | 24,835            | 26,301            | 27,407            | 28,407            | 29,445            |
| 9                                    | Plus: Transfer payments .....                             | 2,435                | 2,474             | 2,393             | 2,599             | 2,555             | 2,584             | 2,661             | 12,941            | 13,709            | 14,371            | 15,280            | 15,933            | 16,348            | 16,923            |
| <b>Earnings by Place of Work</b>     |   |                      |                   |                   |                   |                   |                   |                   |                   |                   |                   |                   |                   |                   |                   |
| Components of earnings:              |   |                      |                   |                   |                   |                   |                   |                   |                   |                   |                   |                   |                   |                   |                   |
| 10                                   | Wage and salary disbursements .....                       | 28,055               | 28,834            | 29,278            | 29,653            | 30,488            | 32,032            | 34,094            | 61,972            | 64,841            | 67,775            | 71,144            | 76,238            | 81,535            | 87,920            |
| 11                                   | Other labor income .....                                  | 6,274                | 6,418             | 6,321             | 6,146             | 6,300             | 6,359             | 6,552             | 10,017            | 10,618            | 10,615            | 10,421            | 10,756            | 11,134            | 11,708            |
| 12                                   | Proprietors' income .....                                 | 2,066                | 1,999             | 1,989             | 2,073             | 2,186             | 2,262             | 2,397             | 7,216             | 7,163             | 7,721             | 7,789             | 8,230             | 8,741             | 9,201             |
| 13                                   | Farm .....  | 0                    | 0                 | 0                 | 0                 | 0                 | 0                 | 0                 | 212               | 191               | 109               | 249               | 104               | 177               | 135               |
| 14                                   | Nonfarm .....   | 2,066                | 1,999             | 1,989             | 2,073             | 2,186             | 2,262             | 2,397             | 7,004             | 6,972             | 7,611             | 7,540             | 8,126             | 8,563             | 9,066             |
| <b>Earnings by Industry</b>          |   |                      |                   |                   |                   |                   |                   |                   |                   |                   |                   |                   |                   |                   |                   |
| 15                                   | Farm .....  | 0                    | 0                 | 0                 | 0                 | 0                 | 0                 | 0                 | 309               | 287               | 219               | 367               | 227               | 300               | 267               |
| 16                                   | Nonfarm .....   | 36,395               | 37,252            | 37,588            | 37,872            | 38,974            | 40,653            | 43,042            | 78,895            | 82,335            | 85,893            | 88,987            | 94,997            | 101,110           | 108,562           |
| 17                                   | Private .....   | 18,831               | 19,391            | 19,825            | 20,515            | 21,184            | 22,938            | 24,919            | 59,044            | 61,700            | 64,473            | 66,856            | 72,099            | 77,054            | 82,962            |
| 18                                   | Agricultural services, forestry, fishing, and other ..... | 639                  | 688               | 788               | 784               | 812               | 838               | 995               | 451               | 458               | 464               | 492               | 528               | 575               | 637               |
| 19                                   | Agricultural services .....                               | 9                    | 9                 | 9                 | 9                 | 11                | 10                | 10                | 423               | 434               | 444               | 471               | 504               | 549               | n.a.              |
| 20                                   | Forestry, fishing, and other .....                        | 630                  | 680               | 779               | 775               | 800               | 827               | n.a.              | 28                | 23                | 20                | 21                | 24                | 26                | n.a.              |
| 21                                   | Mining .....  | 13                   | 11                | 18                | 13                | 14                | (D)               | (D)               | 75                | 82                | 80                | 79                | 84                | 93                | 95                |
| 22                                   | Metal mining .....  | 1                    | 1                 | (D)               | 1                 | 1                 | (D)               | n.a.              | (L)               | (L)               | (L)               | (L)               | (D)               | (L)               | n.a.              |
| 23                                   | Coal mining .....   | (D)                  | (D)               | (D)               | (D)               | (D)               | 5                 | n.a.              | 30                | 30                | 34                | 31                | (D)               | (D)               | n.a.              |
| 24                                   | Oil and gas extraction .....                              | (D)                  | (D)               | 7                 | 6                 | 7                 | 6                 | n.a.              | 7                 | 6                 | 5                 | 6                 | 8                 | (D)               | n.a.              |
| 25                                   | Nonmetallic minerals, except fuels .....                  | (D)                  | (D)               | (D)               | (D)               | (D)               | (D)               | n.a.              | 38                | 46                | 40                | 42                | 45                | 48                | n.a.              |
| 26                                   | Construction .....  | 353                  | 369               | 368               | 382               | 424               | (D)               | (D)               | 4,843             | 5,289             | 5,434             | 5,753             | 6,277             | 6,746             | 7,307             |
| 27                                   | Manufacturing .....                                       | 843                  | 819               | 833               | 867               | 902               | 942               | 993               | 7,464             | 7,883             | 8,001             | 7,785             | 8,180             | 8,617             | 8,938             |
| 28                                   | Durable goods .....                                       | 98                   | 100               | 109               | 135               | 154               | 175               | 172               | 4,112             | 4,425             | 4,532             | 4,208             | 4,389             | 4,614             | 4,675             |
| 29                                   | Lumber and wood products .....                            | 1                    | 1                 | 2                 | 2                 | (D)               | 3                 | n.a.              | 118               | 120               | 124               | 121               | (D)               | 151               | n.a.              |
| 30                                   | Furniture and fixtures .....                              | 4                    | 3                 | 3                 | 4                 | 3                 | 3                 | n.a.              | 96                | 105               | 97                | 96                | 107               | 107               | n.a.              |
| 31                                   | Stone, clay, and glass products .....                     | 5                    | 6                 | 5                 | 7                 | 6                 | 7                 | n.a.              | 244               | 256               | 268               | 264               | 258               | 263               | n.a.              |
| 32                                   | Primary metal industries .....                            | 4                    | 4                 | 3                 | 4                 | 4                 | 4                 | n.a.              | 463               | 459               | 467               | 493               | 462               | 493               | n.a.              |
| 33                                   | Fabricated metal products .....                           | 3                    | 3                 | 2                 | 2                 | 1                 | 2                 | n.a.              | 302               | 311               | 306               | 323               | 345               | 380               | n.a.              |
| 34                                   | Industrial machinery and equipment .....                  | 10                   | 9                 | 9                 | 10                | 15                | 12                | n.a.              | 658               | 723               | 762               | 772               | 776               | 785               | n.a.              |
| 35                                   | Electronic and other electric equipment .....             | (D)                  | (D)               | (D)               | 75                | 85                | 102               | n.a.              | 602               | 601               | 607               | 627               | 695               | 748               | n.a.              |
| 36                                   | Motor vehicles and equipment .....                        | 5                    | 5                 | 7                 | 6                 | (D)               | (D)               | n.a.              | 380               | 539               | 620               | 271               | (D)               | 259               | n.a.              |
| 37                                   | Other transportation equipment .....                      | (D)                  | (D)               | (D)               | 19                | (D)               | (D)               | n.a.              | 280               | 310               | 351               | 305               | 325               | 370               | n.a.              |
| 38                                   | Instruments and related products .....                    | 3                    | 3                 | 4                 | 3                 | 4                 | 3                 | n.a.              | 901               | 924               | 852               | 849               | 904               | 955               | n.a.              |
| 39                                   | Miscellaneous manufacturing industries .....              | 3                    | 4                 | (D)               | 3                 | 3                 | 6                 | n.a.              | 67                | 78                | 77                | 88                | 100               | 106               | n.a.              |
| 40                                   | Nondurable goods .....                                    | 745                  | 719               | 724               | 732               | 747               | 767               | 821               | 3,352             | 3,457             | 3,469             | 3,577             | 3,791             | 4,003             | 4,263             |
| 41                                   | Food and kindred products .....                           | 15                   | 15                | 13                | 13                | 13                | 13                | n.a.              | 743               | 742               | 728               | 742               | 777               | 808               | n.a.              |
| 42                                   | Tobacco products .....                                    | (D)                  | (D)               | (D)               | (D)               | (D)               | (D)               | n.a.              | (L)               | (L)               | (L)               | (L)               | (L)               | (D)               | n.a.              |
| 43                                   | Textile mill products .....                               | 1                    | 1                 | 1                 | 1                 | 2                 | 1                 | n.a.              | (D)               | (D)               | (D)               | 37                | (D)               | 50                | n.a.              |
| 44                                   | Apparel and other textile products .....                  | 1                    | (L)               | (L)               | (L)               | (L)               | (D)               | n.a.              | 193               | 192               | 176               | (D)               | 168               | 169               | n.a.              |
| 45                                   | Paper and allied products .....                           | 5                    | 5                 | 6                 | 5                 | 5                 | 5                 | n.a.              | 299               | 291               | 283               | 296               | 313               | 316               | n.a.              |
| 46                                   | Printing and publishing .....                             | 695                  | 666               | 672               | 674               | 679               | 694               | n.a.              | 1,074             | 1,139             | 1,158             | 1,192             | 1,242             | 1,315             | n.a.              |
| 47                                   | Chemicals and allied products .....                       | 22                   | 25                | 26                | 33                | 41                | 47                | n.a.              | 656               | 678               | 699               | 729               | 802               | 870               | n.a.              |
| 48                                   | Petroleum and coal products .....                         | 7                    | 6                 | 5                 | 6                 | 6                 | 6                 | n.a.              | 35                | 39                | (D)               | 41                | 45                | 47                | n.a.              |
| 49                                   | Rubber and miscellaneous plastics products .....          | (D)                  | (D)               | (D)               | (D)               | (D)               | (D)               | n.a.              | 288               | 311               | 322               | 341               | 364               | 390               | n.a.              |
| 50                                   | Leather and leather products .....                        | (L)                  | (L)               | (L)               | (L)               | 0                 | 0                 | n.a.              | (D)               | (D)               | 27                | (D)               | (D)               | (D)               | n.a.              |
| 51                                   | Transportation and public utilities .....                 | 1,248                | 1,255             | 1,271             | 1,271             | 1,271             | 1,176             | 1,438             | 4,512             | 4,815             | 5,092             | 5,326             | 5,574             | 5,883             | 6,110             |
| 52                                   | Railroad transportation .....                             | (D)                  | (D)               | (D)               | 113               | 111               | (D)               | n.a.              | (D)               | (D)               | (D)               | (D)               | (D)               | (D)               | n.a.              |
| 53                                   | Trucking and warehousing .....                            | 26                   | 29                | 28                | 28                | 33                | 35                | n.a.              | 845               | 925               | 940               | 951               | 1,010             | 1,075             | n.a.              |
| 54                                   | Water transportation .....                                | 12                   | 7                 | 6                 | 6                 | (D)               | 6                 | n.a.              | 133               | 147               | 148               | 144               | 146               | 149               | n.a.              |
| 55                                   | Other transportation .....                                | (D)                  | (D)               | (D)               | (D)               | (D)               | (D)               | n.a.              | (D)               | (D)               | (D)               | (D)               | (D)               | (D)               | n.a.              |
| 56                                   | Communications .....                                      | 714                  | 708               | 728               | 750               | 760               | 669               | n.a.              | 1,456             | 1,542             | 1,571             | 1,717             | 1,850             | 1,981             | n.a.              |
| 57                                   | Electric, gas, and sanitary services .....                | 240                  | 253               | 250               | (D)               | (D)               | (D)               | n.a.              | 1,061             | 1,112             | 1,281             | 1,333             | 1,341             | 1,380             | n.a.              |
| 58                                   | Wholesale trade .....                                     | 352                  | 309               | 308               | 295               | 307               | 321               | 419               | 4,173             | 4,363             | 4,584             | 4,838             | 5,170             | 5,487             | 5,989             |
| 59                                   | Retail trade .....  | 876                  | 884               | 882               | 859               | 852               | 878               | 889               | 7,411             | 7,754             | 8,052             | 8,204             | 8,630             | 9,087             | 9,439             |
| 60                                   | Finance, insurance, and real estate .....                 | 1,719                | 1,670             | 1,732             | 1,868             | 2,049             | 2,303             | 2,600             | 6,168             | 6,189             | 6,404             | 6,743             | 7,658             | 8,259             | 9,203             |
| 61                                   | Depository and nondepository institutions .....           | 484                  | 491               | 512               | 563               | 573               | (D)               | n.a.              | 1,844             | 1,807             | 1,678             | 1,773             | 1,941             | 2,185             | n.a.              |
| 62                                   | Other finance, insurance, and real estate .....           | 1,235                | 1,179             | 1,220             | 1,305             | 1,476             | (D)               | n.a.              | 4,325             | 4,383             | 4,726             | 4,970             | 5,717             | 6,074             | n.a.              |
| 63                                   | Services .....  | 12,789               | 13,387            | 13,625            | 14,176            | 14,553            | 16,034            | 17,152            | 23,946            | 24,867            | 26,363            | 27,636            | 29,998            | 32,307            | 35,244            |
| 64                                   | Hotels and other lodging places .....                     | 571                  | 518               | 529               | 511               | 501               | 490               | n.a.              | 684               | 729               | 913               | 975               | 1,044             | 1,093             | n.a.              |
| 65                                   | Personal services .....                                   | 112                  | 114               | 114               | 112               | 113               | 121               | n.a.              | 695               | 702               | 718               | 724               | 769               | 831               | n.a.              |
| 66                                   | Private households .....                                  | 94                   | 94                | 97                | 95                | 92                | 105               | n.a.              | 249               | 257               | 275               | 277               | 278               | 322               | n.a.              |
| 67                                   | Business services .....                                   | 1,086                | 1,162             | 1,301             | 1,342             | 1,515             | 1,671             | n.a.              | 4,730             | 5,063             | 5,616             | 6,090             | 7,041             | 7,979             | n.a.              |
| 68                                   | Auto repair, services, and parking .....                  | 75                   | 73                | 74                | 71                | 71                | 66                | n.a.              | 580               | 643               | 669               | 713               | 758               | 804               | n.a.              |
| 69                                   | Miscellaneous repair services .....                       | 15                   | 13                | 12                | 11                | 11                | 10                | n.a.              | 262               | 267               | 296               | 293               | 307               | 316               | n.a.              |
| 70                                   | Amusement and recreation services .....                   | 90                   | 96                | 93                | 106               | 105               | 133               | n.a.              | 575               | 595               | 637               | 713               | 793               | 777               | n.a.              |
| 71                                   | Motion pictures .....                                     | 50                   | 44                | 57                | 61                | 63                | 73                | n.a.              | 129               | 118               | 141               | 136               | 127               | 130               | n.a.              |
| 72                                   | Health services .....                                     | 1,617                | 1,680             | 1,771             | 1,763             | 1,683             | 1,661             | n.a.              | 7,092             | 7,407             | 7,806             | 8,116             | 8,410             | 8,727             | n.a.              |
| 73                                   | Legal services .....                                      | 3,353                | 3,488             | 3,480             | 3,697             | 3,840             | 4,198             | n.a.              | 1,706             | 1,682             | 1,338             | 1,335             | 1,421             | 1,519             | n.a.              |
| 74                                   | Educational services .....                                | 1,150                | 1,204             | 1,161             | 1,190             | 1,239             | 1,422             | n.a.              | 1,026             | 1,094             | 1,196             | 1,212             | 1,285             | 1,420             | n.a.              |
| 75                                   | Social services .....                                     | 378                  | 438               | 439               | 448               | 456               | 518               | n.a.              | 831               | 894               | 978               | 1,044             | 1,102             | 1,195             | n.a.              |
| 76                                   | Museums, botanical, zoological gardens                    |                      |                   |                   |                   |                   |                   |                   |                   |                   |                   |                   |                   |                   |                   |

and Earnings by Industry <sup>1</sup>, 1993-99-Continued

[of dollars]

| New Jersey        |                   |                   |                   |                   |                   |                   |                   |                   | New York          |                   |                   |                   |                   |                   |                   |                   |                   | Pennsylvania      |                   |                   |    |  |  |  |  |  | Line |
|-------------------|-------------------|-------------------|-------------------|-------------------|-------------------|-------------------|-------------------|-------------------|-------------------|-------------------|-------------------|-------------------|-------------------|-------------------|-------------------|-------------------|-------------------|-------------------|-------------------|-------------------|----|--|--|--|--|--|------|
| 1993 <sup>r</sup> | 1994 <sup>r</sup> | 1995 <sup>r</sup> | 1996 <sup>r</sup> | 1997 <sup>r</sup> | 1998 <sup>r</sup> | 1999 <sup>p</sup> | 1993 <sup>r</sup> | 1994 <sup>r</sup> | 1995 <sup>r</sup> | 1996 <sup>r</sup> | 1997 <sup>r</sup> | 1998 <sup>r</sup> | 1999 <sup>p</sup> | 1993 <sup>r</sup> | 1994 <sup>r</sup> | 1995 <sup>r</sup> | 1996 <sup>r</sup> | 1997 <sup>r</sup> | 1998 <sup>r</sup> | 1999 <sup>p</sup> |    |  |  |  |  |  |      |
| 213,419           | 220,817           | 233,209           | 246,659           | 262,423           | 278,349           | 294,024           | 464,201           | 478,586           | 503,163           | 530,990           | 554,061           | 583,061           | 617,709           | 267,020           | 275,337           | 285,923           | 299,001           | 314,944           | 329,687           | 343,946           | 1  |  |  |  |  |  |      |
| 7,875             | 7,919             | 7,966             | 8,010             | 8,054             | 8,096             | 8,143             | 18,141            | 18,157            | 18,151            | 18,144            | 18,143            | 18,159            | 18,197            | 12,022            | 12,043            | 12,045            | 12,038            | 12,016            | 12,002            | 11,994            | 2  |  |  |  |  |  |      |
| 27,101            | 27,885            | 29,277            | 30,795            | 32,582            | 34,383            | 36,106            | 25,589            | 26,359            | 27,721            | 29,266            | 30,538            | 32,108            | 33,946            | 22,211            | 22,864            | 23,738            | 24,838            | 26,211            | 27,469            | 28,676            | 3  |  |  |  |  |  |      |
| 147,545           | 153,208           | 160,833           | 169,802           | 179,371           | 190,546           | 202,438           | 340,317           | 347,730           | 363,361           | 386,538           | 407,354           | 432,572           | 463,492           | 182,992           | 189,064           | 195,616           | 203,510           | 214,181           | 226,718           | 237,820           | 4  |  |  |  |  |  |      |
| 9,128             | 9,689             | 10,188            | 10,590            | 11,135            | 11,810            | 12,436            | 20,474            | 21,321            | 22,461            | 23,353            | 24,635            | 25,880            | 27,539            | 11,207            | 11,862            | 12,388            | 12,679            | 13,320            | 13,951            | 14,517            | 5  |  |  |  |  |  |      |
| 11,557            | 11,424            | 12,103            | 13,116            | 15,128            | 17,130            | 18,514            | -15,887           | -15,864           | -17,340           | -19,443           | -21,457           | -23,033           | -24,963           | 1,266             | 1,414             | 1,654             | 1,828             | 2,032             | 2,302             | 2,513             | 6  |  |  |  |  |  |      |
| 149,973           | 154,943           | 162,748           | 172,128           | 183,364           | 195,865           | 208,516           | 303,955           | 310,544           | 323,559           | 343,742           | 361,262           | 383,658           | 410,989           | 173,051           | 178,616           | 184,883           | 192,659           | 202,893           | 214,280           | 225,026           | 7  |  |  |  |  |  |      |
| 36,673            | 38,561            | 41,463            | 44,525            | 48,124            | 51,091            | 53,231            | 82,924            | 86,970            | 93,271            | 97,209            | 101,652           | 105,431           | 108,956           | 48,759            | 50,650            | 53,053            | 55,587            | 59,519            | 62,016            | 64,002            | 8  |  |  |  |  |  |      |
| 26,773            | 27,314            | 28,997            | 30,005            | 30,935            | 31,393            | 32,277            | 77,322            | 81,072            | 86,333            | 90,039            | 91,146            | 93,972            | 97,764            | 45,211            | 46,071            | 47,988            | 50,755            | 52,532            | 53,391            | 54,917            | 9  |  |  |  |  |  |      |
| 116,722           | 121,188           | 126,656           | 132,869           | 141,258           | 152,027           | 161,349           | 266,445           | 272,476           | 285,277           | 301,724           | 320,422           | 341,941           | 367,221           | 137,907           | 143,260           | 149,802           | 156,951           | 166,742           | 177,537           | 186,424           | 10 |  |  |  |  |  |      |
| 15,701            | 16,319            | 16,032            | 16,943            | 16,951            | 16,108            | 16,272            | 34,620            | 36,000            | 35,075            | 34,744            | 34,461            | 34,881            | 36,568            | 21,959            | 22,639            | 21,569            | 21,517            | 21,527            | 21,337            | 22,414            | 11 |  |  |  |  |  |      |
| 15,121            | 15,701            | 15,146            | 16,130            | 21,162            | 22,411            | 24,817            | 39,252            | 39,254            | 43,008            | 50,070            | 52,770            | 55,750            | 59,702            | 23,126            | 23,165            | 24,246            | 25,042            | 26,102            | 27,370            | 28,982            | 12 |  |  |  |  |  |      |
| 123               | 137               | 121               | 119               | 56                | 78                | 46                | 363               | 220               | 101               | 236               | 267               | 145               | 115               | 581               | 426               | 170               | 559               | 339               | 254               | 39                | 13 |  |  |  |  |  |      |
| 14,998            | 15,564            | 18,025            | 19,671            | 21,106            | 22,333            | 24,771            | 38,888            | 39,033            | 42,907            | 49,834            | 52,827            | 55,605            | 59,588            | 22,545            | 22,739            | 24,076            | 24,483            | 25,963            | 27,116            | 28,944            | 14 |  |  |  |  |  |      |
| 247               | 263               | 268               | 282               | 228               | 250               | 235               | 712               | 559               | 477               | 634               | 347               | 551               | 548               | 956               | 790               | 576               | 995               | 582               | 697               | 513               | 15 |  |  |  |  |  |      |
| 147,297           | 152,945           | 160,565           | 169,321           | 179,143           | 190,296           | 202,203           | 338,605           | 347,171           | 362,883           | 385,904           | 407,007           | 432,020           | 462,944           | 182,036           | 188,274           | 195,040           | 202,515           | 213,599           | 226,021           | 237,307           | 16 |  |  |  |  |  |      |
| 123,960           | 128,845           | 136,688           | 142,806           | 151,967           | 163,518           | 174,558           | 283,266           | 289,071           | 303,931           | 325,754           | 345,990           | 369,323           | 397,119           | 155,445           | 160,882           | 167,063           | 173,642           | 184,312           | 195,939           | 206,604           | 17 |  |  |  |  |  |      |
| 642               | 632               | 657               | 697               | 756               | 815               | 871               | 1,490             | 1,496             | 1,608             | 1,629             | 1,731             | 1,854             | 2,018             | 949               | 858               | 895               | 908               | 979               | 1,083             | 1,196             | 18 |  |  |  |  |  |      |
| 610               | 607               | 631               | 678               | 736               | 793               | 850               | 1,496             | 1,496             | 1,608             | 1,629             | 1,731             | 1,854             | 2,018             | 949               | 858               | 895               | 908               | 979               | 1,083             | 1,196             | 19 |  |  |  |  |  |      |
| 32                | 25                | 26                | 19                | 20                | 22                | 22                | 584               | 633               | 705               | 687               | 720               | 749               | n.a.              | 21                | 26                | 17                | 15                | 20                | 20                | 20                |    |  |  |  |  |  |      |
| 214               | 250               | 210               | 189               | 200               | 229               | 231               | 307               | 348               | 343               | 369               | 418               | 419               | 417               | 1,380             | 1,383             | 1,317             | 1,390             | 1,494             | 1,592             | 1,593             | 21 |  |  |  |  |  |      |
| 5                 | (L)               | (L)               | (L)               | (D)               | (D)               | (D)               | (D)               | (D)               | (D)               | 9                 | 12                | 13                | 14                | n.a.              | 985               | 962               | 919               | 945               | 993               | 1,033             | 22 |  |  |  |  |  |      |
| 26                | 22                | 17                | 21                | 32                | 36                | 36                | 119               | 130               | 139               | 165               | 212               | 205               | n.a.              | 186               | 204               | 183               | 218               | 272               | (P)               | n.a.              | 23 |  |  |  |  |  |      |
| 181               | 5                 | 222               | 184               | 160               | 161               | 184               | n.a.              | 165               | 189               | 170               | 161               | 165               | 172               | n.a.              | 209               | 217               | 214               | 228               | 238               | 258               | 25 |  |  |  |  |  |      |
| 6,566             | 6,952             | 7,039             | 7,303             | 7,898             | 8,329             | 9,294             | 11,906            | 12,719            | 12,805            | 13,235            | 14,100            | 15,666            | 17,293            | 10,042            | 10,694            | 10,491            | 10,930            | 11,806            | 12,577            | 14,036            | 26 |  |  |  |  |  |      |
| 25,734            | 26,531            | 26,853            | 26,587            | 27,789            | 28,890            | 29,582            | 45,632            | 45,742            | 46,001            | 46,367            | 47,926            | 50,072            | 50,845            | 39,432            | 41,075            | 42,282            | 43,118            | 45,013            | 46,775            | 47,671            | 27 |  |  |  |  |  |      |
| 9,248             | 9,541             | 9,663             | 9,339             | 9,708             | 9,976             | 10,274            | 24,555            | 24,220            | 24,396            | 24,311            | 25,301            | 26,306            | 26,722            | 22,283            | 23,173            | 23,712            | 24,267            | 25,212            | 26,284            | 26,491            | 28 |  |  |  |  |  |      |
| 128               | 136               | 135               | 147               | 161               | 164               | 161               | 463               | 459               | 453               | 435               | 475               | 472               | 504               | n.a.              | 1,003             | 1,091             | 1,111             | 1,198             | 1,324             | n.a.              | 29 |  |  |  |  |  |      |
| 226               | 255               | 247               | 226               | 254               | 263               | 254               | 475               | 485               | 472               | 472               | 504               | 570               | n.a.              | 539               | 556               | 553               | 574               | 618               | 648               | n.a.              | 30 |  |  |  |  |  |      |
| 679               | 707               | 740               | 723               | 728               | 746               | n.a.              | 1,142             | 1,170             | 1,223             | 1,358             | 1,312             | 1,394             | n.a.              | 1,661             | 1,736             | 1,750             | 1,876             | 1,881             | 1,996             | n.a.              | 31 |  |  |  |  |  |      |
| 626               | 647               | 631               | 607               | 635               | 645               | n.a.              | 1,003             | 969               | 967               | 967               | 989               | 1,035             | n.a.              | 4,185             | 4,088             | 4,179             | 4,361             | 4,254             | 4,225             | n.a.              | 32 |  |  |  |  |  |      |
| 1,355             | 1,351             | 1,377             | 1,347             | 1,354             | 1,339             | n.a.              | 2,044             | 2,111             | 2,136             | 2,152             | 2,280             | 2,434             | n.a.              | 3,234             | 3,320             | 3,443             | 3,506             | 3,665             | 3,816             | n.a.              | 33 |  |  |  |  |  |      |
| 1,701             | 1,723             | 1,713             | 1,791             | 1,821             | 1,911             | n.a.              | 5,405             | 5,003             | 5,084             | 5,345             | 5,717             | 6,031             | n.a.              | 4,165             | 4,454             | 4,557             | 4,704             | 4,988             | 5,242             | n.a.              | 34 |  |  |  |  |  |      |
| 1,657             | 1,671             | 1,664             | 1,598             | 1,622             | 1,550             | n.a.              | 3,892             | 3,885             | 4,030             | 4,129             | 4,237             | 4,625             | n.a.              | 2,905             | 3,060             | 3,083             | 3,103             | 3,357             | 3,577             | n.a.              | 35 |  |  |  |  |  |      |
| 408               | 420               | 428               | 388               | 422               | 437               | n.a.              | 1,874             | 2,194             | 2,351             | 1,920             | 2,037             | 2,038             | n.a.              | 717               | 784               | 843               | 802               | 864               | 879               | n.a.              | 36 |  |  |  |  |  |      |
| 112               | 127               | 142               | 160               | 171               | 188               | n.a.              | 1,055             | 945               | 862               | 552               | 610               | 630               | n.a.              | 1,690             | 1,836             | 1,856             | 1,821             | 1,899             | 2,002             | n.a.              | 37 |  |  |  |  |  |      |
| 1,794             | 1,761             | 1,751             | 1,843             | 1,984             | 2,154             | n.a.              | 5,906             | 5,625             | 5,618             | 5,954             | 5,711             | 5,643             | n.a.              | 1,464             | 1,482             | 1,561             | 1,585             | 1,646             | n.a.              | 38                |    |  |  |  |  |  |      |
| 551               | 543               | 544               | 530               | 562               | 583               | n.a.              | 2,395             | 1,374             | 1,400             | 1,428             | 1,444             | 1,461             | n.a.              | 722               | 773               | 847               | 895               | 930               | n.a.              | 39                |    |  |  |  |  |  |      |
| 16,486            | 16,990            | 17,190            | 17,249            | 18,081            | 18,915            | 19,308            | 21,077            | 21,522            | 21,605            | 21,656            | 22,625            | 23,706            | 24,122            | 17,149            | 17,902            | 18,570            | 18,852            | 19,001            | 20,491            | 21,180            | 40 |  |  |  |  |  |      |
| 1,943             | 1,951             | 1,928             | 1,980             | 2,010             | 2,041             | n.a.              | 2,685             | 2,717             | 2,614             | 2,687             | 2,728             | 2,793             | n.a.              | 2,994             | 3,043             | 2,999             | 3,078             | 3,172             | 3,277             | n.a.              | 41 |  |  |  |  |  |      |
| 4                 | 1                 | (D)               | (D)               | 1                 | 1                 | n.a.              | 159               | 184               | 230               | 301               | 302               | 294               | n.a.              | 26                | 25                | 27                | 36                | 39                | 41                | n.a.              | 42 |  |  |  |  |  |      |
| 462               | 465               | 414               | 385               | 398               | 406               | n.a.              | 569               | 589               | 569               | 545               | 592               | 594               | n.a.              | 615               | 630               | 620               | 622               | 622               | 622               | n.a.              | 43 |  |  |  |  |  |      |
| 787               | 762               | 732               | 702               | 688               | 673               | n.a.              | 2,828             | 2,796             | 2,735             | 2,681             | 2,738             | 2,704             | n.a.              | 1,139             | 1,093             | 1,022             | 927               | 924               | 915               | n.a.              | 44 |  |  |  |  |  |      |
| 937               | 946               | 931               | 946               | 976               | 1,015             | n.a.              | 1,424             | 1,427             | 1,407             | 1,410             | 1,432             | 1,417             | n.a.              | 1,620             | 1,644             | 1,621             | 1,599             | 1,634             | 1,612             | n.a.              | 45 |  |  |  |  |  |      |
| 2,559             | 2,661             | 2,642             | 2,790             | 3,028             | 3,152             | n.a.              | 7,619             | 7,913             | 8,094             | 8,523             | 9,304             | n.a.              | 2,846             | 2,962             | 3,038             | 3,091             | 3,198             | 3,319             | 3,419             | n.a.              | 46 |  |  |  |  |  |      |
| 7,962             | 8,342             | 8,740             | 8,716             | 9,221             | 9,845             | n.a.              | 4,095             | 4,225             | 4,265             | 4,554             | 4,833             | n.a.              | 5,688             | 6,189             | 6,892             | 7,088             | 7,674             | 7,990             | n.a.              | 47                |    |  |  |  |  |  |      |
| 642               | 642               | 580               | 523               | 529               | 542               | n.a.              | 328               | 317               | 274               | 294               | 280               | 257               | n.a.              | 633               | 666               | 630               | 614               | 617               | 615               | n.a.              | 48 |  |  |  |  |  |      |
| 1,089             | 1,109             | 1,106             | 1,092             | 1,127             | 1,137             | n.a.              | 1,147             | 1,141             | 1,180             | 1,175             | 1,268             | 1,299             | n.a.              | 1,417             | 1,513             | 1,574             | 1,659             | 1,776             | 1,839             | n.a.              | 49 |  |  |  |  |  |      |
| 101               | 112               | 112               | 104               | 102               | 102               | n.a.              | 226               | 218               | 214               | 214               | 208               | 188               | n.a.              | 172               | 137               | 146               | 139               | 142               | 161               | n.a.              | 50 |  |  |  |  |  |      |
| 12,223            | 13,323            | 14,076            | 15,026            | 15,907            | 16,301            | 16,539            | 20,726            | 21,270            | 22,240            | 23,840            | 24,750            | 25,886            | 26,471            | 12,437            | 12,937            | 13,252            | 13,887            | 14,658            | 15,514            | 15,847            | 51 |  |  |  |  |  |      |
| 1                 |                   |                   |                   |                   |                   |                   |                   |                   |                   |                   |                   |                   |                   |                   |                   |                   |                   |                   |                   |                   |    |  |  |  |  |  |      |



Table 5.—Personal Income by Major Source

[Millions]

| Line                                 | Item   | Great Lakes       |                   |                   |                   |                   |                   |                   | Illinois          |                   |                   |                   |                   |                   |                   |
|--------------------------------------|--|-------------------|-------------------|-------------------|-------------------|-------------------|-------------------|-------------------|-------------------|-------------------|-------------------|-------------------|-------------------|-------------------|-------------------|
|                                      |  | 1993 <sup>r</sup> | 1994 <sup>r</sup> | 1995 <sup>r</sup> | 1996 <sup>r</sup> | 1997 <sup>r</sup> | 1998 <sup>r</sup> | 1999 <sup>p</sup> | 1993 <sup>r</sup> | 1994 <sup>r</sup> | 1995 <sup>r</sup> | 1996 <sup>r</sup> | 1997 <sup>r</sup> | 1998 <sup>r</sup> | 1999 <sup>p</sup> |
| <b>Income by Place of Residence</b>  |  |                   |                   |                   |                   |                   |                   |                   |                   |                   |                   |                   |                   |                   |                   |
| 1                                    | Personal income (lines 4-9) .....                                      | 929,524           | 984,893           | 1,034,159         | 1,079,799         | 1,144,594         | 1,203,240         | 1,257,829         | 274,221           | 288,509           | 304,767           | 322,790           | 341,938           | 360,317           | 379,351           |
| 2                                    | Population (thousands) .....   | 43,083            | 43,342            | 43,629            | 43,888            | 44,082            | 44,257            | 44,442            | 11,726            | 11,805            | 11,885            | 11,953            | 12,012            | 12,070            | 12,128            |
| 3                                    | Per capita personal income (dollars) .....                             | 21,575            | 22,724            | 23,703            | 24,604            | 25,965            | 27,187            | 28,303            | 23,386            | 24,440            | 25,643            | 27,005            | 28,468            | 29,853            | 31,278            |
| <b>Derivation of Personal Income</b> |  |                   |                   |                   |                   |                   |                   |                   |                   |                   |                   |                   |                   |                   |                   |
| 4                                    | Earnings by place of work (lines 10-14 or 15-85) .....                 | 668,357           | 709,226           | 743,162           | 771,735           | 817,743           | 865,954           | 908,613           | 200,606           | 210,738           | 220,715           | 233,061           | 247,933           | 263,398           | 278,573           |
| 5                                    | Less: Personal contributions for social insurance <sup>4</sup> .....   | 38,706            | 41,925            | 44,362            | 46,015            | 48,684            | 51,094            | 53,279            | 11,473            | 12,281            | 13,029            | 13,566            | 14,445            | 15,229            | 15,979            |
| 6                                    | Plus: Adjustment for residence <sup>5</sup> .....                      | 2,291             | 2,496             | 2,662             | 2,924             | 3,328             | 3,474             | 3,704             | -396              | -449              | -548              | -652              | -703              | -953              | -1,023            |
| 7                                    | Equals: Net earnings by place of residence .....                       | 631,942           | 669,797           | 701,462           | 728,644           | 772,387           | 818,334           | 859,038           | 188,736           | 198,008           | 207,139           | 218,843           | 232,785           | 247,216           | 261,571           |
| 8                                    | Plus: Dividends, interest, and rent <sup>6</sup> .....                 | 166,532           | 180,355           | 191,054           | 203,690           | 218,198           | 229,543           | 239,731           | 50,813            | 54,744            | 59,424            | 63,968            | 68,011            | 71,536            | 74,973            |
| 9                                    | Plus: Transfer payments .....  | 131,050           | 134,741           | 141,643           | 147,465           | 154,009           | 155,362           | 159,060           | 34,672            | 35,758            | 38,205            | 39,978            | 41,142            | 41,566            | 42,807            |
| <b>Earnings by Place of Work</b>     |  |                   |                   |                   |                   |                   |                   |                   |                   |                   |                   |                   |                   |                   |                   |
| Components of earnings:              |  |                   |                   |                   |                   |                   |                   |                   |                   |                   |                   |                   |                   |                   |                   |
| 10                                   | Wage and salary disbursements .....                                    | 523,505           | 556,671           | 589,399           | 619,274           | 658,843           | 702,806           | 739,652           | 156,233           | 164,017           | 173,754           | 183,076           | 196,096           | 210,098           | 222,453           |
| 11                                   | Other labor income .....   | 84,581            | 90,249            | 89,365            | 81,505            | 83,824            | 85,974            | 87,996            | 23,610            | 24,791            | 23,695            | 23,345            | 23,703            | 24,469            | 25,355            |
| 12                                   | Proprietors' income <sup>7</sup> .....                                 | 60,271            | 62,306            | 64,398            | 70,956            | 75,076            | 77,175            | 80,966            | 20,762            | 21,930            | 23,267            | 26,640            | 28,134            | 28,832            | 30,765            |
| 13                                   | Farm .....   | 2,123             | 2,720             | 766               | 3,593             | 3,162             | 1,797             | 120               | 931               | 1,411             | 39                | 1,678             | 1,408             | 724               | 26                |
| 14                                   | Nonfarm .....  | 58,148            | 59,586            | 63,632            | 67,362            | 71,914            | 75,409            | 80,846            | 19,831            | 20,519            | 23,228            | 24,962            | 26,726            | 28,108            | 30,739            |
| <b>Earnings by Industry</b>          |  |                   |                   |                   |                   |                   |                   |                   |                   |                   |                   |                   |                   |                   |                   |
| 15                                   | Farm .....   | 3,923             | 4,466             | 2,510             | 5,393             | 5,076             | 3,939             | 2,495             | 1,284             | 1,741             | 364               | 2,001             | 1,730             | 1,115             | 456               |
| 16                                   | Nonfarm .....  | 664,434           | 704,760           | 740,653           | 766,341           | 812,667           | 862,016           | 906,118           | 199,322           | 208,997           | 220,352           | 231,060           | 246,204           | 262,283           | 278,117           |
| 17                                   | Private .....  | 564,947           | 601,199           | 633,715           | 655,817           | 698,275           | 743,965           | 783,790           | 170,410           | 179,033           | 189,503           | 198,891           | 212,862           | 227,596           | 241,694           |
| 18                                   | Agricultural services, forestry, fishing, and other <sup>8</sup> ..... | 3,139             | 3,110             | 3,254             | 3,368             | 3,705             | 4,076             | 4,513             | 966               | 950               | 981               | 1,018             | 1,130             | 1,256             | 1,381             |
| 19                                   | Agricultural services .....  | 3,074             | 3,034             | 3,189             | 3,327             | 3,649             | 4,011             | 4,399             | 921               | 919               | 989               | 989               | 1,098             | 1,221             | 1,381             |
| 20                                   | Forestry, fishing, and other <sup>8</sup> .....                        | 65                | 76                | 64                | 41                | 56                | 65                | n.a.              | 27                | 29                | 32                | 29                | 32                | 34                | n.a.              |
| 21                                   | Mining .....   | 2,359             | 2,502             | 2,479             | 2,444             | 2,550             | 2,637             | 2,553             | 800               | 848               | 762               | 765               | 730               | 719               | 702               |
| 22                                   | Metal mining .....   | 98                | 127               | 222               | 144               | 118               | 131               | n.a.              | (D)               | (D)               | 1                 | 1                 | 1                 | 1                 | n.a.              |
| 23                                   | Coal mining .....  | 974               | 1,037             | 926               | 892               | 883               | 893               | n.a.              | 462               | 505               | 444               | 421               | 362               | 346               | n.a.              |
| 24                                   | Oil and gas extraction .....   | 605               | 616               | 620               | 667               | 777               | 799               | n.a.              | (D)               | (D)               | 131               | 149               | 173               | 174               | n.a.              |
| 25                                   | Nonmetallic minerals, except fuels .....                               | 682               | 722               | 711               | 741               | 771               | 814               | n.a.              | (D)               | (D)               | 186               | 195               | 194               | 199               | n.a.              |
| 26                                   | Construction .....   | 34,421            | 37,863            | 39,300            | 42,226            | 45,486            | 49,038            | 52,369            | 10,365            | 11,266            | 11,600            | 12,229            | 13,024            | 14,005            | 15,205            |
| 27                                   | Manufacturing .....  | 181,671           | 196,066           | 204,346           | 200,593           | 211,238           | 220,004           | 225,598           | 39,955            | 42,397            | 43,497            | 44,524            | 47,625            | 48,996            | 49,714            |
| 28                                   | Durable goods .....  | 124,906           | 136,962           | 143,770           | 138,583           | 146,547           | 152,312           | 156,207           | 23,594            | 25,403            | 26,172            | 26,858            | 29,037            | 29,659            | 30,009            |
| 29                                   | Lumber and wood products .....   | 3,238             | 3,643             | 3,706             | 3,826             | 4,005             | 4,334             | n.a.              | 403               | 452               | 429               | 435               | 458               | 469               | n.a.              |
| 30                                   | Furniture and fixtures .....   | 3,521             | 3,830             | 3,982             | 4,056             | 4,441             | 4,787             | n.a.              | 537               | 553               | 542               | 538               | 568               | 615               | n.a.              |
| 31                                   | Stone, clay, and glass products .....                                  | 4,270             | 4,577             | 4,773             | 5,018             | 5,189             | 5,428             | n.a.              | 832               | 890               | 907               | 980               | 977               | 1,029             | n.a.              |
| 32                                   | Primary metal industries .....   | 13,657            | 14,013            | 13,810            | 13,942            | 14,133            | 14,546            | n.a.              | 2,342             | 2,382             | 2,166             | 2,212             | 2,214             | 2,269             | n.a.              |
| 33                                   | Fabricated metal products .....  | 17,799            | 19,692            | 20,563            | 20,714            | 21,519            | 22,291            | n.a.              | 3,894             | 4,202             | 4,532             | 4,568             | 4,839             | 5,050             | n.a.              |
| 34                                   | Industrial machinery and equipment .....                               | 25,446            | 27,854            | 29,451            | 30,045            | 32,249            | 32,716            | n.a.              | 6,551             | 7,132             | 7,590             | 7,990             | 9,018             | 8,858             | n.a.              |
| 35                                   | Electronic and other electric equipment .....                          | 13,127            | 14,287            | 14,162            | 14,399            | 15,252            | 15,714            | n.a.              | 4,376             | 4,828             | 5,188             | 5,368             | 5,848             | 6,048             | n.a.              |
| 36                                   | Motor vehicles and equipment .....                                     | 32,903            | 37,843            | 42,011            | 35,038            | 37,298            | 39,384            | n.a.              | 1,866             | 2,007             | 1,928             | 1,782             | 1,891             | 1,969             | n.a.              |
| 37                                   | Other transportation equipment .....                                   | 3,945             | 3,885             | 3,963             | 3,918             | 4,151             | 4,483             | n.a.              | 447               | 485               | 526               | 557               | 598               | 619               | n.a.              |
| 38                                   | Instruments and related products .....                                 | 4,766             | 4,873             | 4,883             | 5,099             | 5,596             | 5,830             | n.a.              | 1,531             | 1,566             | 1,499             | 1,547             | 1,669             | 1,757             | n.a.              |
| 39                                   | Miscellaneous manufacturing industries .....                           | 2,233             | 2,464             | 2,468             | 2,528             | 2,713             | 2,800             | n.a.              | 814               | 908               | 864               | 887               | 956               | 976               | n.a.              |
| 40                                   | Nondurable goods .....   | 56,765            | 59,105            | 60,575            | 62,010            | 64,691            | 67,692            | 69,391            | 16,361            | 16,993            | 17,325            | 17,666            | 18,588            | 19,337            | 19,706            |
| 41                                   | Food and kindred products .....  | 10,730            | 10,982            | 10,954            | 11,397            | 11,795            | 12,205            | n.a.              | 3,742             | 3,798             | 3,809             | 4,002             | 4,259             | 4,465             | n.a.              |
| 42                                   | Tobacco products .....   | 18                | 16                | 20                | 21                | 23                | 21                | n.a.              | 15                | 14                | 18                | 19                | (D)               | (D)               | n.a.              |
| 43                                   | Textile mill products .....  | 403               | 423               | 411               | 393               | 441               | (D)               | n.a.              | 94                | 102               | 107               | 92                | (D)               | (D)               | n.a.              |
| 44                                   | Apparel and other textile products .....                               | 1,597             | 1,756             | 1,796             | 1,838             | 1,811             | 1,884             | n.a.              | 334               | 348               | 345               | 337               | 356               | 347               | n.a.              |
| 45                                   | Paper and allied products .....  | 6,476             | 6,746             | 6,846             | 7,070             | 7,383             | 7,492             | n.a.              | 1,269             | 1,312             | 1,386             | 1,422             | 1,452             | 1,493             | n.a.              |
| 46                                   | Printing and publishing .....  | 11,555            | 11,814            | 11,962            | 12,130            | 12,568            | 13,135            | n.a.              | 4,146             | 4,290             | 4,379             | 4,384             | 4,611             | 4,759             | n.a.              |
| 47                                   | Chemicals and allied products .....                                    | 14,623            | 15,069            | 16,053            | 16,398            | 17,099            | 18,140            | n.a.              | 4,055             | 4,194             | 4,364             | 4,422             | 4,600             | 4,749             | n.a.              |
| 48                                   | Petroleum and coal products .....                                      | 1,463             | 1,517             | 1,315             | 1,307             | 1,357             | 1,389             | n.a.              | 564               | 679               | 547               | 537               | 571               | 589               | n.a.              |
| 49                                   | Rubber and miscellaneous plastics products .....                       | 9,428             | 10,285            | 10,701            | 10,944            | 11,713            | 12,514            | n.a.              | 2,046             | 2,152             | 2,269             | 2,340             | 2,513             | 2,709             | n.a.              |
| 50                                   | Leather and leather products .....                                     | 473               | 496               | 517               | 513               | 502               | (D)               | n.a.              | 97                | 103               | 101               | 102               | (D)               | 101               | n.a.              |
| 51                                   | Transportation and public utilities .....                              | 40,736            | 43,238            | 45,126            | 47,194            | 50,131            | 53,142            | 53,866            | 14,777            | 15,485            | 16,453            | 17,497            | 18,712            | 19,704            | 19,956            |
| 52                                   | Railroad transportation .....  | 2,424             | 2,433             | 2,392             | 2,392             | 2,369             | 2,590             | n.a.              | 981               | 1,004             | 984               | 966               | 954               | 1,010             | n.a.              |
| 53                                   | Trucking and warehousing .....   | 11,281            | 12,388            | 12,901            | 13,121            | 14,120            | 15,084            | n.a.              | 3,070             | 3,336             | 3,419             | 3,568             | 3,888             | 4,141             | n.a.              |
| 54                                   | Water transportation .....   | 457               | 466               | 450               | 475               | 488               | (D)               | n.a.              | 142               | 135               | 136               | 147               | 152               | 161               | n.a.              |
| 55                                   | Other transportation .....   | 8,653             | 9,505             | 9,952             | 10,545            | 11,463            | (D)               | n.a.              | 4,121             | 4,502             | 4,555             | 4,675             | 5,063             | 5,372             | n.a.              |
| 56                                   | Communications .....   | 9,005             | 9,319             | 10,024            | 10,727            | 11,625            | 12,107            | n.a.              | 3,637             | 3,638             | 4,222             | 4,668             | 5,080             | 5,276             | n.a.              |
| 57                                   | Electric, gas, and sanitary services .....                             | 8,916             | 9,127             | 9,407             | 9,933             | 10,066            | 10,503            | n.a.              | 2,826             | 2,870             | 3,137             | 3,474             | 3,576             | 3,745             | n.a.              |
| 58                                   | Wholesale trade .....  | 42,057            | 44,627            | 47,304            | 48,906            | 52,160            | 55,925            | 59,465            | 14,728            | 15,359            | 16,318            | 16,412            | 17,369            | 18,599            | 19,975            |
| 59                                   | Retail trade .....   | 56,829            | 60,373            | 63,564            | 66,062            | 69,144            | 72,860            | 76,246            | 16,284            | 17,079            | 17,926            | 18,251            | 19,207            | 20,183            | 21,156            |
| 60                                   | Finance, insurance, and real estate .....                              | 45,699            | 47,308            | 50,508            | 53,995            | 59,577            | 65,496            | 70,802            | 18,898            | 19,505            | 20,880            | 22,052            | 24,518            | 27,007            | 29,813            |
| 61                                   | Depository and nondepository institutions .....                        | 13,633            | 13,881            | 14,198            | 15,472            | 17,053            | 19,011            | n.a.              | 5,200             | 5,308             | 5,423             | 5,843             | 6,420             | 7,087             | n.a.              |
| 62                                   | Other finance, insurance, and real estate .....                        | 32,067            | 33,427            | 36,310            | 38,523            | 42,524            | 46,485            | n.a.              | 13,698            | 14,197            | 15,457            | 16,209            | 18,098            | 19,920            | n.a.              |
| 63                                   | Services .....   | 157,587           | 166,112           | 177,835           | 191,029           | 204,284           | 220,787           | 238,378           | 53,637            | 56,144            | 61,086            | 66,142            | 70,547            | 77,126            | 83,791            |
| 64                                   | Hotels and other lodging places .....                                  | 2,865             | 2,924             | 3,247             | 3,366             | 3,493             | 3,729             | n.a.              | 1,080             | 1,091             | 1,211             | 1,255             | 1,289             | 1,384             | n.a.              |
| 65                                   | Personal services .....  | 5,765             | 5,844             | 5,995             | 6,155             | 6,439             | 6,788             | n.a.              | 1,668             | 1,664             | 1,709             | 1,757             | 1,824             | 1,941             | n.a.              |
| 66                                   | Private households .....   | 1,031             | 1,062             | 1,134             | 1,142             | 1,140             | 1,315             |                   |                   |                   |                   |                   |                   |                   |                   |

and Earnings by Industry <sup>1</sup>, 1993-99-Continued

[of dollars]

| Indiana           |                   |                   |                   |                   |                   |                   |                   |                   | Michigan          |                   |                   |                   |                   |                   |                   |                   |                   | Ohio              |                   |                   |      |    |  |  |  |  | Line |
|-------------------|-------------------|-------------------|-------------------|-------------------|-------------------|-------------------|-------------------|-------------------|-------------------|-------------------|-------------------|-------------------|-------------------|-------------------|-------------------|-------------------|-------------------|-------------------|-------------------|-------------------|------|----|--|--|--|--|------|
| 1993 <sup>r</sup> | 1994 <sup>r</sup> | 1995 <sup>r</sup> | 1996 <sup>r</sup> | 1997 <sup>r</sup> | 1998 <sup>r</sup> | 1999 <sup>p</sup> | 1993 <sup>r</sup> | 1994 <sup>r</sup> | 1995 <sup>r</sup> | 1996 <sup>r</sup> | 1997 <sup>r</sup> | 1998 <sup>r</sup> | 1999 <sup>p</sup> | 1993 <sup>r</sup> | 1994 <sup>r</sup> | 1995 <sup>r</sup> | 1996 <sup>r</sup> | 1997 <sup>r</sup> | 1998 <sup>r</sup> | 1999 <sup>p</sup> |      |    |  |  |  |  |      |
| 114,675           | 121,537           | 126,525           | 132,890           | 140,405           | 148,651           | 155,061           | 203,828           | 219,121           | 231,594           | 238,095           | 252,266           | 264,016           | 274,643           | 232,463           | 245,156           | 255,313           | 264,162           | 280,289           | 292,999           | 304,847           | 1    |    |  |  |  |  |      |
| 5,064             | 5,746             | 5,792             | 5,835             | 5,872             | 5,908             | 5,943             | 9,529             | 9,584             | 9,660             | 9,739             | 9,785             | 9,820             | 9,864             | 11,070            | 11,111            | 11,155            | 11,187            | 11,212            | 11,238            | 11,257            | 2    |    |  |  |  |  |      |
| 20,112            | 21,153            | 21,845            | 22,775            | 23,909            | 25,163            | 26,092            | 21,390            | 22,862            | 23,975            | 24,447            | 25,780            | 26,885            | 27,844            | 20,999            | 22,063            | 22,887            | 23,613            | 24,998            | 26,073            | 27,081            | 3    |    |  |  |  |  |      |
| 82,092            | 87,089            | 90,449            | 94,568            | 99,781            | 106,409           | 110,704           | 147,527           | 159,335           | 169,934           | 172,677           | 181,910           | 192,096           | 200,723           | 164,589           | 173,959           | 180,582           | 186,222           | 197,853           | 208,360           | 217,522           | 4    |    |  |  |  |  |      |
| 5,064             | 5,494             | 5,774             | 5,967             | 6,283             | 6,630             | 6,893             | 8,735             | 9,614             | 10,226            | 10,629            | 11,163            | 11,675            | 12,113            | 8,965             | 9,711             | 10,228            | 10,548            | 11,151            | 11,649            | 12,101            | 5    |    |  |  |  |  |      |
| 1,725             | 1,870             | 2,056             | 2,210             | 2,465             | 2,811             | 2,997             | 639               | 697               | 702               | 741               | 798               | 908               | 946               | -1,261            | -1,313            | -1,299            | -1,301            | -1,372            | -1,731            | -1,812            | 6    |    |  |  |  |  |      |
| 78,572            | 83,465            | 86,730            | 90,810            | 95,964            | 102,230           | 106,807           | 139,431           | 150,418           | 160,410           | 162,789           | 171,546           | 181,330           | 189,556           | 154,363           | 162,935           | 169,055           | 174,733           | 185,330           | 194,980           | 203,609           | 7    |    |  |  |  |  |      |
| 19,579            | 21,125            | 22,590            | 23,985            | 25,704            | 27,038            | 28,264            | 34,288            | 38,485            | 39,496            | 42,298            | 45,201            | 47,631            | 49,687            | 42,845            | 45,286            | 47,440            | 49,601            | 53,199            | 55,822            | 57,976            | 8    |    |  |  |  |  |      |
| 16,344            | 16,947            | 17,204            | 18,094            | 18,737            | 19,383            | 19,990            | 30,109            | 30,217            | 31,688            | 33,008            | 35,519            | 35,056            | 35,400            | 35,455            | 36,936            | 38,818            | 40,187            | 41,760            | 42,197            | 43,261            | 9    |    |  |  |  |  |      |
| 64,563            | 68,911            | 72,676            | 76,073            | 80,526            | 86,544            | 90,744            | 115,420           | 124,988           | 133,113           | 140,167           | 148,026           | 157,419           | 164,865           | 129,126           | 136,971           | 144,478           | 151,053           | 160,375           | 170,161           | 178,395           | 10   |    |  |  |  |  |      |
| 5,064             | 5,494             | 5,774             | 5,967             | 6,283             | 6,630             | 6,893             | 8,735             | 9,614             | 10,226            | 10,629            | 11,163            | 11,675            | 12,113            | 20,820            | 21,888            | 21,260            | 21,308            | 20,798            | 20,798            | 21,196            | 11   |    |  |  |  |  |      |
| 7,324             | 7,424             | 7,214             | 8,430             | 8,988             | 8,881             | 8,998             | 11,310            | 11,559            | 12,855            | 13,325            | 14,054            | 14,568            | 15,583            | 14,833            | 15,100            | 14,844            | 15,756            | 17,170            | 17,401            | 17,931            | 12   |    |  |  |  |  |      |
| 460               | 386               | -1                | 759               | 699               | 234               | 157               | 191               | 38                | 272               | 61                | 2                 | 80                | -7                | 466               | 703               | 489               | 772               | 1,169             | 863               | 329               | 13   |    |  |  |  |  |      |
| 6,864             | 7,038             | 7,215             | 7,671             | 8,199             | 8,647             | 9,155             | 11,119            | 11,521            | 12,582            | 13,264            | 14,052            | 14,648            | 15,590            | 14,357            | 14,396            | 14,355            | 14,984            | 16,001            | 16,738            | 17,602            | 14   |    |  |  |  |  |      |
| 697               | 610               | 220               | 980               | 923               | 507               | 144               | 617               | 463               | 705               | 520               | 514               | 468               | 590               | 761               | 984               | 767               | 1,052             | 1,453             | 1,009             | 712               | 15   |    |  |  |  |  |      |
| 81,395            | 86,479            | 90,229            | 93,588            | 98,558            | 105,542           | 110,560           | 146,910           | 158,872           | 169,230           | 172,157           | 181,397           | 191,628           | 200,134           | 163,829           | 172,974           | 179,815           | 185,171           | 196,399           | 207,351           | 216,811           | 16   |    |  |  |  |  |      |
| 69,488            | 74,280            | 77,725            | 80,551            | 85,597            | 91,697            | 96,299            | 124,676           | 135,877           | 145,461           | 147,698           | 156,145           | 166,268           | 174,183           | 138,514           | 146,576           | 152,437           | 157,182           | 167,074           | 176,976           | 185,481           | 17   |    |  |  |  |  |      |
| 378               | 356               | 379               | 389               | 429               | 466               | 520               | 585               | 631               | 672               | 725               | 804               | 877               | 963               | 743               | 735               | 776               | 786               | 862               | 945               | 1,040             | 18   |    |  |  |  |  |      |
| 34                | 351               | 377               | 389               | 428               | 465               | n.a.              | 570               | 612               | 659               | 719               | 793               | 864               | n.a.              | 739               | 729               | 773               | 789               | 861               | 942               | n.a.              | 19   |    |  |  |  |  |      |
| 4                 | 4                 | 2                 | (L)               | 2                 | 2                 | n.a.              | 15                | 20                | 23                | 6                 | 11                | 14                | n.a.              | 5                 | 7                 | 3                 | -3                | 1                 | 3                 | n.a.              | 20   |    |  |  |  |  |      |
| (L)               | 366               | 345               | 355               | 406               | 422               | 410               | 496               | 434               | 456               | 447               | 495               | 523               | 487               | 673               | 737               | 800               | 780               | 791               | 829               | 816               | 21   |    |  |  |  |  |      |
| (D)               | (D)               | (L)               | (L)               | (L)               | (L)               | (L)               | 138               | 147               | 145               | 123               | 115               | 120               | n.a.              | (D)               | (D)               | 72                | 16                | -2                | 6                 | n.a.              | 22   |    |  |  |  |  |      |
| (D)               | (D)               | 199               | 203               | 234               | 247               | n.a.              | 9                 | 10                | 9                 | 5                 | 5                 | 6                 | n.a.              | (D)               | (D)               | 268               | 258               | 279               | 289               | n.a.              | 23   |    |  |  |  |  |      |
| (D)               | (D)               | 24                | 29                | 37                | 37                | n.a.              | 181               | 168               | 191               | 205               | 253               | 264               | n.a.              | 243               | 262               | 265               | 276               | 300               | 311               | n.a.              | 24   |    |  |  |  |  |      |
| (D)               | (D)               | 122               | 124               | 135               | 139               | n.a.              | 108               | 109               | 111               | 115               | 123               | 134               | n.a.              | 192               | 206               | 196               | 210               | 216               | 223               | n.a.              | 25   |    |  |  |  |  |      |
| 4,865             | 5,483             | 5,697             | 6,009             | 6,501             | 7,030             | 7,169             | 6,338             | 7,120             | 7,757             | 8,705             | 9,543             | 10,425            | 11,122            | 8,434             | 9,265             | 9,479             | 10,126            | 10,869            | 11,593            | 12,358            | 26   |    |  |  |  |  |      |
| 25,640            | 27,475            | 28,710            | 28,630            | 30,061            | 31,921            | 33,194            | 48,929            | 54,976            | 58,562            | 54,582            | 57,001            | 59,880            | 61,941            | 46,615            | 48,934            | 50,219            | 49,364            | 51,501            | 53,091            | 54,096            | 27   |    |  |  |  |  |      |
| 18,627            | 20,372            | 21,309            | 20,902            | 21,933            | 23,145            | 24,097            | 38,162            | 43,367            | 46,478            | 42,272            | 44,409            | 46,793            | 48,656            | 31,910            | 33,921            | 35,090            | 34,015            | 35,516            | 36,347            | 36,994            | 28   |    |  |  |  |  |      |
| 714               | 811               | 852               | 903               | 949               | 1,047             | 1,143             | 1,565             | 1,677             | 1,750             | 1,944             | 2,100             | 2,180             | n.a.              | 772               | 815               | 853               | 903               | 931               | 1,038             | n.a.              | 29   |    |  |  |  |  |      |
| 658               | 720               | 752               | 744               | 748               | 789               | n.a.              | 761               | 836               | 852               | 845               | 871               | 719               | n.a.              | 426               | 514               | 523               | 528               | 586               | 623               | n.a.              | 30   |    |  |  |  |  |      |
| 636               | 675               | 734               | 717               | 749               | 768               | n.a.              | 1,882             | 1,974             | 1,978             | 1,905             | 1,953             | 2,008             | n.a.              | 1,685             | 1,777             | 1,826             | 1,882             | 1,981             | 1,979             | n.a.              | 31   |    |  |  |  |  |      |
| 3,434             | 3,509             | 3,593             | 3,699             | 3,819             | 3,982             | n.a.              | 5,001             | 5,693             | 5,896             | 5,923             | 6,195             | 6,267             | n.a.              | 5,160             | 5,238             | 5,120             | 5,178             | 5,118             | 5,186             | n.a.              | 32   |    |  |  |  |  |      |
| 1,945             | 2,150             | 2,225             | 2,289             | 2,377             | 2,479             | n.a.              | 5,611             | 6,224             | 6,814             | 6,637             | 7,050             | 7,161             | n.a.              | 4,947             | 5,436             | 5,585             | 5,541             | 5,534             | 5,739             | n.a.              | 33   |    |  |  |  |  |      |
| 2,824             | 3,079             | 3,193             | 3,149             | 3,288             | 3,455             | n.a.              | 1,371             | 1,514             | 1,524             | 1,551             | 1,689             | 1,789             | n.a.              | 6,333             | 6,877             | 7,326             | 7,815             | 6,182             | 6,965             | 6,917             | 34   |    |  |  |  |  |      |
| 3,071             | 3,379             | 3,706             | 2,564             | 2,515             | 2,512             | n.a.              | 20,042            | 23,332            | 25,626            | 21,173            | 22,069            | 23,699            | n.a.              | 2,916             | 3,046             | 3,121             | 3,213             | 3,353             | 3,460             | n.a.              | 35   |    |  |  |  |  |      |
| 3,403             | 3,974             | 5,103             | 4,655             | 5,023             | 5,403             | n.a.              | 20,042            | 23,332            | 25,626            | 21,173            | 22,069            | 23,699            | n.a.              | 6,388             | 7,079             | 7,815             | 6,182             | 6,556             | 6,917             | n.a.              | 36   |    |  |  |  |  |      |
| 881               | 975               | 1,036             | 1,079             | 1,066             | 1,156             | n.a.              | 580               | 552               | 527               | 526               | 542               | 596               | n.a.              | 1,761             | 1,563             | 1,505             | 1,412             | 1,556             | 1,659             | n.a.              | 37   |    |  |  |  |  |      |
| 719               | 727               | 732               | 716               | 955               | 1,053             | n.a.              | 761               | 709               | 738               | 804               | 886               | 897               | n.a.              | 1,053             | 1,066             | 1,090             | 1,117             | 1,142             | 1,169             | n.a.              | 38   |    |  |  |  |  |      |
| 342               | 373               | 383               | 386               | 403               | 425               | n.a.              | 282               | 315               | 331               | 338               | 367               | 378               | n.a.              | 489               | 512               | 526               | 553               | 616               | 637               | n.a.              | 39   |    |  |  |  |  |      |
| 7,013             | 7,103             | 7,401             | 7,728             | 8,128             | 8,776             | 9,097             | 10,767            | 11,608            | 12,304            | 12,310            | 12,591            | 13,087            | 13,285            | 14,705            | 15,013            | 15,130            | 15,349            | 15,988            | 16,743            | 17,102            | 40   |    |  |  |  |  |      |
| 1,033             | 1,052             | 1,067             | 1,132             | 1,169             | 1,234             | n.a.              | 1,638             | 1,711             | 1,667             | 1,687             | 1,682             | 1,695             | n.a.              | 2,229             | 2,251             | 2,228             | 2,300             | 2,344             | 2,415             | n.a.              | 41   |    |  |  |  |  |      |
| 1                 | 1                 | 1                 | (D)               | (D)               | (L)               | (L)               | (L)               | (L)               | (L)               | (L)               | (L)               | (L)               | (L)               | (L)               | (L)               | (L)               | (L)               | (L)               | (L)               | (L)               | n.a. | 42 |  |  |  |  |      |
| 32                | 37                | 35                | 38                | 38                | 38                | n.a.              | 62                | 56                | 37                | 18                | 23                | 22                | n.a.              | 120               | 128               | 134               | 151               | 174               | 180               | n.a.              | 43   |    |  |  |  |  |      |
| 210               | 221               | 210               | 199               | 184               | 194               | n.a.              | 601               | 722               | 756               | 833               | 795               | 847               | n.a.              | 300               | 311               | 321               | 308               | 317               | 327               | n.a.              | 44   |    |  |  |  |  |      |
| 531               | 553               | 541               | 571               | 583               | 605               | n.a.              | 922               | 954               | 964               | 995               | 1,004             | 1,009             | n.a.              | 1,495             | 1,580             | 1,566             | 1,580             | 1,645             | 1,679             | n.a.              | 45   |    |  |  |  |  |      |
| 1,251             | 1,304             | 1,330             | 1,358             | 1,395             | 1,461             | n.a.              | 1,774             | 1,801             | 1,729             | 1,702             | 1,735             | 1,810             | n.a.              | 2,779             | 2,685             | 2,708             | 2,804             | 2,878             | 3,015             | n.a.              | 46   |    |  |  |  |  |      |
| 2,250             | 2,058             | 2,261             | 2,430             | 2,638             | 3,078             | n.a.              | 3,810             | 4,096             | 4,526             | 4,555             | 4,603             | 4,769             | n.a.              | 3,914             | 4,059             | 4,208             | 4,283             | 4,476             | 4,723             | n.a.              | 47   |    |  |  |  |  |      |
| 218               | 221               | 207               | 208               | 217               | 235               | n.a.              | 114               | 117               | 103               | 104               | 115               | 115               | n.a.              | 547               | 479               | 439               | 428               | 433               | 428               | n.a.              | 48   |    |  |  |  |  |      |
| 1,448             | 1,615             | 1,706             | 1,752             | 1,849             | 1,904             | n.a.              | 1,748             | 2,039             | 2,176             | 2,291             | 2,492             | 2,670             | n.a.              | 3,241             | 3,435             | 3,434             | 3,419             | 3,638             | 3,919             | n.a.              | 49   |    |  |  |  |  |      |
| 38                | 41                | 41                | 39                | 39                | (P)               | n.a.              | 97                | 112               | 125               | 125               | 142               | 150               | n.a.              | 79                | 84                | 90                | 95                | 80                | 56                | n.a.              | 50   |    |  |  |  |  |      |
| 5,149             | 5,467             | 5,587             | 5,788             | 5,989             | 6,439             | 6,517             | 7,206             | 7,777             | 8,161             | 8,499             | 9,065             | 9,571             | 9,660             | 9,286             | 9,885             | 10,147            | 10,526            | 11,157            | 11,847            | 11,936            | 51   |    |  |  |  |  |      |
| 357               | 363               | 35                |                   |                   |                   |                   |                   |                   |                   |                   |                   |                   |                   |                   |                   |                   |                   |                   |                   |                   |      |    |  |  |  |  |      |

Table 5.—Personal Income by Major Source

[Millions]

| Line                                 | Item  | Wisconsin         |                   |                   |                   |                   |                   |                   | Plains            |                   |                   |                   |                   |                   |                   |
|--------------------------------------|---|-------------------|-------------------|-------------------|-------------------|-------------------|-------------------|-------------------|-------------------|-------------------|-------------------|-------------------|-------------------|-------------------|-------------------|
|                                      |   | 1993 <sup>r</sup> | 1994 <sup>r</sup> | 1995 <sup>r</sup> | 1996 <sup>r</sup> | 1997 <sup>r</sup> | 1998 <sup>r</sup> | 1999 <sup>r</sup> | 1993 <sup>r</sup> | 1994 <sup>r</sup> | 1995 <sup>r</sup> | 1996 <sup>r</sup> | 1997 <sup>r</sup> | 1998 <sup>r</sup> | 1999 <sup>r</sup> |
| <b>Income by Place of Residence</b>  |   |                   |                   |                   |                   |                   |                   |                   |                   |                   |                   |                   |                   |                   |                   |
| 1                                    | Personal income (lines 4-9) .....                         | 104,337           | 110,570           | 115,960           | 121,864           | 129,697           | 137,256           | 143,927           | 368,899           | 393,000           | 410,645           | 439,948           | 463,645           | 488,226           | 512,961           |
| 2                                    | Population (thousands) .....                              | 5,055             | 5,096             | 5,137             | 5,174             | 5,200             | 5,222             | 5,250             | 18,093            | 18,230            | 18,363            | 18,484            | 18,593            | 18,693            | 18,800            |
| 3                                    | Per capita personal income (dollars) .....                | 20,639            | 21,699            | 22,573            | 23,554            | 24,941            | 26,284            | 27,412            | 20,389            | 21,558            | 22,363            | 23,802            | 24,936            | 26,118            | 27,285            |
| <b>Derivation of Personal Income</b> |   |                   |                   |                   |                   |                   |                   |                   |                   |                   |                   |                   |                   |                   |                   |
| 4                                    | Earnings by place of work (lines 10-14 or 15-85) .....    | 73,544            | 78,106            | 81,482            | 85,206            | 90,265            | 96,051            | 101,091           | 263,503           | 282,034           | 292,414           | 314,677           | 330,616           | 350,576           | 369,944           |
| 5                                    | Less: Personal contributions for social insurance .....   | 4,469             | 4,827             | 5,105             | 5,304             | 5,642             | 5,911             | 6,193             | 16,510            | 17,766            | 18,754            | 19,621            | 20,828            | 21,947            | 23,072            |
| 6                                    | Plus: Adjustment for residence .....                      | 1,584             | 1,691             | 1,751             | 1,927             | 2,140             | 2,439             | 2,596             | -2,730            | -2,889            | -3,037            | -3,196            | -3,591            | -3,840            | -4,063            |
| 7                                    | Equals: Net earnings by place of residence .....          | 70,659            | 74,971            | 78,127            | 81,828            | 86,763            | 92,579            | 97,494            | 244,264           | 261,378           | 270,623           | 291,860           | 306,197           | 324,788           | 342,809           |
| 8                                    | Plus: Dividends, interest, and rent .....                 | 19,207            | 20,716            | 22,104            | 23,838            | 26,083            | 27,517            | 28,831            | 72,417            | 77,366            | 82,657            | 88,237            | 95,110            | 99,351            | 103,774           |
| 9                                    | Plus: Transfer payments .....                             | 14,471            | 14,883            | 15,728            | 16,198            | 16,851            | 17,161            | 17,601            | 52,217            | 54,256            | 57,364            | 59,852            | 62,338            | 64,087            | 66,378            |
| <b>Earnings by Place of Work</b>     |   |                   |                   |                   |                   |                   |                   |                   |                   |                   |                   |                   |                   |                   |                   |
| Components of earnings:              |   |                   |                   |                   |                   |                   |                   |                   |                   |                   |                   |                   |                   |                   |                   |
| 10                                   | Wage and salary disbursements .....                       | 58,163            | 61,785            | 65,379            | 68,904            | 73,820            | 78,674            | 83,193            | 203,001           | 215,249           | 228,926           | 243,138           | 259,992           | 278,723           | 295,751           |
| 11                                   | Other labor income .....                                  | 9,329             | 10,028            | 9,885             | 9,497             | 9,626             | 9,884             | 10,209            | 31,145            | 33,055            | 32,383            | 31,748            | 32,394            | 33,381            | 34,584            |
| 12                                   | Proprietors' income .....                                 | 6,052             | 6,293             | 6,218             | 6,805             | 6,819             | 7,493             | 7,689             | 29,557            | 33,730            | 31,105            | 39,792            | 38,230            | 38,472            | 39,609            |
| 13                                   | Farm .....  | 75                | 182               | -34               | 324               | -118              | 225               | -71               | 3,750             | 7,240             | 3,542             | 10,453            | 6,671             | 5,219             | 3,723             |
| 14                                   | Nonfarm .....   | 5,977             | 6,111             | 6,252             | 6,482             | 6,937             | 7,268             | 7,760             | 25,807            | 26,490            | 27,563            | 29,339            | 31,559            | 33,253            | 35,886            |
| <b>Earnings by Industry</b>          |   |                   |                   |                   |                   |                   |                   |                   |                   |                   |                   |                   |                   |                   |                   |
| 15                                   | Farm .....  | 565               | 668               | 455               | 841               | 456               | 839               | 594               | 5,213             | 8,788             | 5,113             | 12,144            | 8,459             | 7,272             | 6,048             |
| 16                                   | Nonfarm .....   | 72,979            | 77,438            | 81,027            | 84,365            | 89,809            | 95,212            | 100,497           | 258,290           | 273,246           | 287,301           | 302,533           | 322,158           | 343,304           | 363,896           |
| 17                                   | Private .....   | 61,409            | 65,433            | 68,590            | 71,495            | 76,596            | 81,427            | 86,133            | 213,432           | 226,550           | 238,939           | 252,223           | 270,298           | 289,566           | 307,954           |
| 18                                   | Agricultural services, forestry, fishing, and other ..... | 466               | 437               | 445               | 450               | 481               | 531               | 609               | 1,924             | 1,745             | 1,733             | 1,707             | 1,868             | (D)               | (D)               |
| 19                                   | Agricultural services .....                               | 452               | 421               | 432               | 442               | 470               | 519               | n.a.              | 1,908             | 1,726             | 1,720             | 1,701             | 1,857             | (D)               | n.a.              |
| 20                                   | Forestry, fishing, and other .....                        | 15                | 16                | 13                | 8                 | 11                | 12                | n.a.              | 16                | 19                | 13                | 6                 | 11                | 13                | n.a.              |
| 21                                   | Mining .....  | 108               | 116               | 116               | 116               | 127               | 144               | 138               | 1,434             | 1,439             | 1,514             | 1,533             | 1,648             | (D)               | (D)               |
| 22                                   | Metal mining .....  | 4                 | 6                 | 5                 | 4                 | 6                 | 4                 | n.a.              | 384               | 403               | 447               | 456               | 450               | (D)               | n.a.              |
| 23                                   | Coal mining .....   | 7                 | 6                 | 7                 | 5                 | 5                 | 6                 | n.a.              | 188               | 143               | 167               | 141               | 139               | 166               | n.a.              |
| 24                                   | Oil and gas extraction .....                              | 9                 | 10                | 8                 | 10                | 13                | 14                | n.a.              | 519               | 506               | 513               | 542               | 643               | 630               | n.a.              |
| 25                                   | Nonmetallic minerals, except fuels .....                  | 88                | 94                | 96                | 97                | 103               | 120               | n.a.              | 343               | 387               | 386               | 393               | 417               | 462               | n.a.              |
| 26                                   | Construction .....  | 4,420             | 4,729             | 4,767             | 5,158             | 5,549             | 5,985             | 6,515             | 14,345            | 16,400            | 16,955            | 18,490            | 19,729            | 21,436            | 23,640            |
| 27                                   | Manufacturing .....                                       | 20,532            | 22,285            | 23,358            | 23,943            | 25,051            | 26,116            | 26,653            | 51,689            | 55,004            | 56,928            | 58,077            | 61,888            | 64,669            | 65,631            |
| 28                                   | Durable goods .....                                       | 12,613            | 13,898            | 14,722            | 14,536            | 15,652            | 16,368            | 16,452            | 30,282            | 32,403            | 33,608            | 34,162            | 36,839            | 38,849            | 39,085            |
| 29                                   | Lumber and wood products .....                            | 844               | 930               | 920               | 939               | 995               | 1,061             | n.a.              | 1,519             | 1,731             | 1,785             | 1,872             | 1,994             | 2,191             | n.a.              |
| 30                                   | Furniture and fixtures .....                              | 437               | 479               | 487               | 502               | 553               | 597               | n.a.              | 927               | 1,002             | 1,038             | 1,046             | 1,124             | 1,202             | n.a.              |
| 31                                   | Stone, clay, and glass products .....                     | 356               | 381               | 392               | 419               | 440               | 471               | n.a.              | 1,165             | 1,272             | 1,346             | 1,425             | 1,472             | 1,569             | n.a.              |
| 32                                   | Primary metal industries .....                            | 839               | 911               | 952               | 949               | 1,029             | 1,091             | n.a.              | 1,289             | 1,376             | 1,433             | 1,520             | 1,585             | (D)               | n.a.              |
| 33                                   | Fabricated metal products .....                           | 2,011             | 2,211             | 2,324             | 2,392             | 2,575             | 2,755             | n.a.              | 3,706             | 3,902             | 4,060             | 4,158             | 4,462             | 4,668             | n.a.              |
| 34                                   | Industrial machinery and equipment .....                  | 4,128             | 4,542             | 4,728             | 4,801             | 5,159             | 5,301             | n.a.              | 7,874             | 8,462             | 8,734             | 8,878             | 9,600             | 10,194            | n.a.              |
| 35                                   | Electronic and other electric equipment .....             | 1,394             | 1,519             | 1,623             | 1,702             | 1,848             | 1,905             | n.a.              | 3,760             | 4,068             | 4,070             | 4,335             | 4,623             | 4,892             | n.a.              |
| 36                                   | Motor vehicles and equipment .....                        | 1,204             | 1,451             | 1,738             | 1,246             | 1,349             | 1,396             | n.a.              | 3,172             | 3,488             | 3,785             | 3,130             | 3,361             | 3,420             | n.a.              |
| 37                                   | Other transportation equipment .....                      | 276               | 311               | 369               | 368               | 389               | 453               | n.a.              | 3,753             | 3,840             | 3,896             | 4,188             | 4,759             | 4,990             | n.a.              |
| 38                                   | Instruments and related products .....                    | 799               | 806               | 824               | 852               | 943               | 954               | n.a.              | 2,362             | 2,437             | 2,602             | 2,766             | 2,994             | (D)               | n.a.              |
| 39                                   | Miscellaneous manufacturing industries .....              | 326               | 357               | 364               | 364               | 372               | 384               | n.a.              | 755               | 824               | 859               | 845               | 863               | 865               | n.a.              |
| 40                                   | Nondurable goods .....                                    | 7,919             | 8,387             | 8,636             | 8,957             | 9,399             | 9,748             | 10,201            | 21,407            | 22,602            | 23,320            | 23,915            | 25,050            | 25,820            | 26,545            |
| 41                                   | Food and kindred products .....                           | 2,088             | 2,168             | 2,183             | 2,275             | 2,322             | 2,396             | n.a.              | 7,228             | 7,656             | 7,960             | 8,175             | 8,519             | 8,857             | n.a.              |
| 42                                   | Tobacco products .....                                    | (L)               | (L)               | (L)               | (L)               | (L)               | (L)               | n.a.              | 1                 | 1                 | 1                 | 1                 | 1                 | (D)               | n.a.              |
| 43                                   | Textile mill products .....                               | 95                | 100               | 97                | 94                | 106               | 102               | n.a.              | 88                | 95                | 96                | 93                | 93                | 99                | n.a.              |
| 44                                   | Apparel and other textile products .....                  | 152               | 154               | 163               | 161               | 160               | 169               | n.a.              | 755               | 792               | 777               | 736               | 755               | 716               | n.a.              |
| 45                                   | Paper and allied products .....                           | 2,258             | 2,348             | 2,388             | 2,502             | 2,699             | 2,705             | n.a.              | 2,761             | 2,843             | 2,873             | 2,997             | 3,018             | (D)               | n.a.              |
| 46                                   | Printing and publishing .....                             | 1,604             | 1,734             | 1,816             | 1,882             | 1,950             | 2,089             | n.a.              | 4,897             | 5,201             | 5,347             | 5,465             | 5,720             | 6,022             | n.a.              |
| 47                                   | Chemicals and allied products .....                       | 594               | 662               | 694               | 728               | 781               | 821               | n.a.              | 2,877             | 3,042             | 3,192             | 3,308             | 3,648             | 3,627             | n.a.              |
| 48                                   | Petroleum and coal products .....                         | 20                | 21                | 19                | 20                | 21                | 22                | n.a.              | 376               | 396               | 364               | 371               | 372               | 374               | n.a.              |
| 49                                   | Rubber and miscellaneous plastics products .....          | 946               | 1,044             | 1,116             | 1,142             | 1,221             | 1,313             | n.a.              | 2,103             | 2,279             | 2,437             | 2,525             | 2,674             | 2,805             | n.a.              |
| 50                                   | Leather and leather products .....                        | 162               | 155               | 160               | 152               | 140               | 132               | n.a.              | 321               | 298               | 274               | 244               | 249               | 250               | n.a.              |
| 51                                   | Transportation and public utilities .....                 | 4,319             | 4,624             | 4,777             | 4,884             | 5,208             | 5,580             | 5,798             | 19,931            | 20,961            | 21,830            | 22,935            | 24,922            | 26,332            | 27,754            |
| 52                                   | Railroad transportation .....                             | 219               | 227               | 231               | 224               | 230               | 240               | n.a.              | 2,132             | 2,126             | 2,143             | 2,240             | 2,323             | 2,431             | n.a.              |
| 53                                   | Trucking and warehousing .....                            | 1,674             | 1,867             | 2,030             | 2,035             | 2,212             | 2,366             | n.a.              | 5,489             | 5,927             | 6,189             | 6,272             | 6,880             | 7,460             | n.a.              |
| 54                                   | Water transportation .....                                | 24                | 26                | 28                | 28                | 27                | 27                | n.a.              | 122               | 141               | 119               | 133               | 138               | 155               | n.a.              |
| 55                                   | Other transportation .....                                | 720               | 773               | 816               | 880               | 933               | (D)               | n.a.              | 3,978             | 4,149             | 4,313             | 4,592             | 4,964             | 5,369             | n.a.              |
| 56                                   | Communications .....                                      | 758               | 793               | 787               | 810               | 864               | 924               | n.a.              | 4,515             | 4,798             | 5,102             | 5,484             | 6,275             | 6,432             | n.a.              |
| 57                                   | Electric, gas, and sanitary services .....                | 925               | 937               | 885               | 908               | 941               | 1,010             | n.a.              | 3,695             | 3,821             | 3,964             | 4,212             | 4,343             | 4,484             | n.a.              |
| 58                                   | Wholesale trade .....                                     | 4,296             | 4,536             | 4,759             | 5,017             | 5,394             | 5,805             | 6,154             | 18,295            | 19,358            | 20,742            | 22,132            | 23,433            | 24,989            | 26,513            |
| 59                                   | Retail trade .....  | 6,571             | 6,965             | 7,252             | 7,530             | 7,924             | 8,378             | 8,870             | 24,781            | 26,333            | 27,716            | 28,874            | 30,336            | 32,305            | 34,357            |
| 60                                   | Finance, insurance, and real estate .....                 | 4,728             | 4,859             | 5,302             | 5,595             | 6,132             | 6,602             | 7,050             | 18,748            | 19,943            | 20,758            | 22,428            | 24,314            | 27,158            | 29,987            |
| 61                                   | Depository and nondepository institutions .....           | 1,321             | 1,319             | 1,321             | 1,420             | 1,612             | 1,717             | n.a.              | 5,668             | 5,849             | 6,032             | 6,455             | 7,034             | 7,963             | n.a.              |
| 62                                   | Other finance, insurance, and real estate .....           | 3,406             | 3,539             | 3,980             | 4,175             | 4,519             | 4,885             | n.a.              | 13,081            | 13,644            | 14,726            | 15,973            | 17,280            | 19,195            | n.a.              |
| 63                                   | Services .....  | 15,970            | 16,883            | 17,813            | 19,252            | 20,731            | 22,287            | 24,347            | 62,283            | 65,816            | 70,763            | 76,048            | 82,159            | 88,933            | 96,178            |
| 64                                   | Hotels and other lodging places .....                     | 344               | 356               | 394               | 414               | 430               | 464               | n.a.              | 1,469             | 1,499             | 1,598             | 1,690             | 1,774             | 1,975             | n.a.              |
| 65                                   | Personal services .....                                   | 667               | 671               | 682               | 700               | 733               | 762               | n.a.              | 2,571             | 2,672             | 2,710             | 2,730             | 2,880             | 3,033             | n.a.              |
| 66                                   | Private households .....                                  | 106               | 109               | 117               | 118               | 118               | 136               | n.a.              | 470               | 486               | 519               | 523               | 523               | 604               | n.a.              |
| 67                                   | Business services .....                                   | 2,309             | 2,527             | 2,714             | 3,178             | 3,700             | 4,207             | n.a.              | 10,050            | 11,130            | 12,568            | 14,651            | 16,985            | 19,096            | n.a.              |
| 68                                   | Auto repair, services, and parking .....                  | 515               | 566               | 579               | 618               | 655               | 717               | n.a.              | 2,248             | 2,467             | 2,482             | 2,607             | 2,813             | 3,129             | n.a.              |
| 69                                   | Miscellaneous repair services .....                       | 223               | 213               | 228               | 236               | 240               | 259               | n.a.              | 1,                |                   |                   |                   |                   |                   |                   |

and Earnings by Industry<sup>1</sup>, 1993-99-Continued

[of dollars]

| Iowa              |                   |                   |                   |                   |                   |                   |                   |                   | Kansas            |                   |                   |                   |                   |                   |                   |                   |                   | Minnesota         |                   |                   |      |  |  |  |  |  | Line |
|-------------------|-------------------|-------------------|-------------------|-------------------|-------------------|-------------------|-------------------|-------------------|-------------------|-------------------|-------------------|-------------------|-------------------|-------------------|-------------------|-------------------|-------------------|-------------------|-------------------|-------------------|------|--|--|--|--|--|------|
| 1993 <sup>r</sup> | 1994 <sup>r</sup> | 1995 <sup>r</sup> | 1996 <sup>r</sup> | 1997 <sup>r</sup> | 1998 <sup>r</sup> | 1999 <sup>p</sup> | 1993 <sup>r</sup> | 1994 <sup>r</sup> | 1995 <sup>r</sup> | 1996 <sup>r</sup> | 1997 <sup>r</sup> | 1998 <sup>r</sup> | 1999 <sup>p</sup> | 1993 <sup>r</sup> | 1994 <sup>r</sup> | 1995 <sup>r</sup> | 1996 <sup>r</sup> | 1997 <sup>r</sup> | 1998 <sup>r</sup> | 1999 <sup>p</sup> | Line |  |  |  |  |  |      |
| 53,391            | 57,999            | 60,171            | 64,696            | 68,170            | 70,797            | 73,821            | 52,250            | 54,857            | 56,627            | 60,074            | 63,855            | 67,383            | 70,686            | 99,787            | 107,152           | 113,217           | 122,080           | 129,080           | 138,307           | 146,236           | 1    |  |  |  |  |  |      |
| 2,821             | 2,829             | 2,841             | 2,848             | 2,854             | 2,861             | 2,869             | 2,548             | 2,569             | 2,587             | 2,598             | 2,616             | 2,639             | 2,654             | 4,522             | 4,566             | 4,605             | 4,648             | 4,688             | 4,726             | 4,776             | 2    |  |  |  |  |  |      |
| 18,929            | 20,498            | 21,181            | 22,713            | 23,882            | 24,745            | 25,727            | 20,510            | 21,352            | 21,889            | 23,121            | 24,406            | 25,537            | 26,633            | 22,068            | 23,467            | 24,583            | 26,267            | 27,536            | 29,263            | 30,622            | 3    |  |  |  |  |  |      |
| 36,683            | 40,724            | 41,682            | 45,155            | 47,990            | 49,142            | 51,179            | 36,352            | 38,116            | 39,310            | 41,726            | 44,501            | 47,412            | 50,068            | 73,757            | 79,052            | 82,439            | 89,159            | 93,862            | 101,523           | 107,728           | 4    |  |  |  |  |  |      |
| 2,422             | 2,608             | 2,760             | 2,856             | 3,017             | 3,181             | 3,325             | 2,211             | 2,359             | 2,472             | 2,585             | 2,760             | 2,921             | 3,060             | 4,746             | 5,118             | 5,413             | 5,736             | 6,098             | 6,504             | 6,876             | 5    |  |  |  |  |  |      |
| 345               | 342               | 385               | 413               | 464               | 485               | 530               | 1,010             | 960               | 974               | 1,131             | 1,060             | 1,281             | 1,336             | -523              | -564              | -603              | -681              | -784              | -900              | -975              | 6    |  |  |  |  |  |      |
| 34,606            | 38,458            | 39,308            | 42,712            | 44,837            | 46,446            | 48,384            | 35,151            | 36,718            | 37,811            | 40,273            | 42,801            | 45,771            | 48,344            | 68,488            | 73,369            | 76,423            | 82,742            | 86,980            | 94,119            | 99,877            | 7    |  |  |  |  |  |      |
| 10,702            | 11,218            | 12,111            | 12,858            | 13,980            | 14,609            | 15,329            | 9,974             | 10,663            | 11,097            | 11,873            | 12,715            | 13,145            | 13,643            | 18,559            | 20,417            | 22,676            | 24,689            | 27,102            | 28,760            | 30,376            | 8    |  |  |  |  |  |      |
| 8,084             | 8,323             | 8,752             | 9,127             | 9,452             | 9,742             | 10,107            | 7,126             | 7,475             | 7,718             | 7,928             | 8,338             | 8,467             | 8,699             | 12,740            | 13,365            | 14,118            | 14,648            | 14,998            | 15,428            | 15,982            | 9    |  |  |  |  |  |      |
| 28,381            | 30,220            | 31,972            | 33,670            | 35,787            | 38,479            | 40,643            | 26,994            | 28,422            | 30,039            | 31,895            | 34,319            | 36,977            | 39,107            | 59,353            | 62,810            | 66,962            | 71,931            | 77,118            | 83,751            | 89,369            | 10   |  |  |  |  |  |      |
| 4,186             | 4,487             | 4,359             | 4,291             | 4,361             | 4,571             | 4,738             | 4,331             | 4,639             | 4,641             | 4,862             | 4,476             | 4,639             | 4,782             | 8,366             | 8,839             | 8,655             | 8,713             | 8,858             | 9,222             | 9,593             | 11   |  |  |  |  |  |      |
| 4,117             | 6,017             | 5,351             | 7,193             | 7,242             | 6,091             | 5,798             | 5,027             | 5,055             | 4,630             | 4,640             | 5,706             | 5,796             | 6,179             | 6,039             | 7,403             | 6,822             | 6,516             | 7,887             | 8,550             | 8,765             | 12   |  |  |  |  |  |      |
| 238               | 2,080             | 1,298             | 3,020             | 2,736             | 1,336             | 730               | 1,096             | 1,088             | 483               | 1,145             | 1,032             | 865               | 918               | -286              | 799               | 234               | 1,446             | 474               | 471               | 57                | 13   |  |  |  |  |  |      |
| 3,878             | 3,937             | 4,053             | 4,173             | 4,505             | 4,755             | 5,067             | 3,931             | 3,967             | 4,147             | 4,323             | 4,674             | 4,931             | 5,261             | 6,325             | 6,603             | 6,588             | 7,070             | 7,613             | 8,079             | 8,708             | 14   |  |  |  |  |  |      |
| 542               | 2,371             | 1,589             | 3,313             | 3,031             | 1,694             | 1,126             | 1,301             | 1,329             | 729               | 1,423             | 1,325             | 1,202             | 1,311             | 72                | 1,163             | 610               | 1,852             | 735               | 965               | 603               | 15   |  |  |  |  |  |      |
| 36,141            | 38,352            | 40,093            | 41,842            | 44,359            | 47,448            | 50,053            | 35,051            | 36,787            | 38,581            | 40,303            | 43,176            | 46,210            | 48,757            | 73,686            | 77,888            | 81,829            | 87,307            | 93,128            | 100,557           | 107,124           | 16   |  |  |  |  |  |      |
| 29,772            | 31,720            | 33,206            | 34,684            | 36,961            | 39,675            | 41,981            | 27,944            | 29,368            | 30,991            | 32,591            | 35,329            | 38,059            | 40,255            | 62,506            | 66,178            | 69,704            | 74,647            | 80,160            | 87,040            | 93,237            | 17   |  |  |  |  |  |      |
| 403               | 313               | 293               | 303               | 329               | 359               | 411               | 259               | 232               | 242               | 236               | 261               | 287               | 331               | 384               | 358               | 367               | 377               | 409               | (D)               | (D)               | 18   |  |  |  |  |  |      |
| 401               | 311               | 292               | 303               | 329               | 358               | n.a.              | 258               | 231               | 240               | 235               | 260               | 285               | 331               | 375               | 349               | 362               | 374               | 404               | (D)               | (D)               | 19   |  |  |  |  |  |      |
| 2                 | 2                 | 1                 | 1                 | 1                 | 1                 | n.a.              | 1                 | 1                 | 1                 | 1                 | 1                 | 1                 | 2                 | n.a.              | 9                 | 5                 | 3                 | 5                 | 5                 | 5                 | 20   |  |  |  |  |  |      |
| 78                | 83                | 83                | 90                | 98                | 98                | 93                | 418               | 412               | 431               | 442               | 521               | 517               | 470               | 373               | 402               | 421               | 435               | 446               | (D)               | (D)               | 21   |  |  |  |  |  |      |
| (D)               | (D)               | (D)               | (D)               | (D)               | (D)               | (D)               | 13                | (D)               | 16                | 15                | 18                | 18                | n.a.              | 280               | 295               | 318               | 331               | 330               | 328               | n.a.              | 22   |  |  |  |  |  |      |
| (D)               | (D)               | (D)               | (D)               | (D)               | (D)               | (D)               | 369               | 361               | 377               | 388               | 461               | 452               | n.a.              | 22                | 23                | 17                | 19                | 26                | (D)               | (D)               | 23   |  |  |  |  |  |      |
| 68                | 72                | 71                | 74                | 80                | 87                | n.a.              | (D)               | 41                | 38                | 39                | 46                | 46                | n.a.              | 65                | 78                | 77                | 79                | 84                | 101               | 101               | 24   |  |  |  |  |  |      |
| 2,081             | 2,362             | 2,472             | 2,705             | 2,830             | 3,081             | 3,227             | 1,912             | 2,125             | 2,179             | 2,422             | 2,597             | 2,782             | 3,037             | 4,051             | 4,365             | 4,487             | 4,927             | 5,341             | 5,958             | 6,665             | 26   |  |  |  |  |  |      |
| 8,310             | 8,954             | 9,155             | 9,190             | 9,803             | 10,357            | 10,447            | 6,513             | 6,997             | 7,327             | 7,515             | 8,165             | 8,676             | 8,974             | 16,436            | 17,331            | 17,889            | 18,676            | 19,779            | 20,818            | 21,437            | 27   |  |  |  |  |  |      |
| 4,941             | 5,414             | 5,576             | 5,643             | 6,100             | 6,446             | 6,464             | 4,027             | 4,349             | 4,621             | 4,755             | 5,270             | 5,631             | 5,814             | 9,643             | 10,198            | 10,481            | 10,857            | 11,707            | 12,438            | 12,788            | 28   |  |  |  |  |  |      |
| 203               | 214               | 211               | 211               | 233               | 261               | n.a.              | 40                | 45                | 48                | (D)               | (D)               | 145               | n.a.              | 187               | 202               | 842               | 892               | 928               | 1,010             | n.a.              | 29   |  |  |  |  |  |      |
| 192               | 211               | 219               | 244               | 255               | 268               | n.a.              | 208               | 231               | 227               | 230               | 231               | 242               | n.a.              | 299               | 323               | 325               | 365               | 389               | 410               | n.a.              | 30   |  |  |  |  |  |      |
| 351               | 379               | 391               | 392               | 419               | 434               | n.a.              | 101               | 112               | 116               | 126               | 139               | 149               | n.a.              | 266               | 292               | 311               | 332               | 364               | 385               | n.a.              | 31   |  |  |  |  |  |      |
| 572               | 631               | 642               | 646               | 698               | 750               | n.a.              | 296               | 308               | 301               | 343               | 380               | 412               | n.a.              | 1,291             | 1,340             | 1,463             | 1,475             | 1,581             | 1,655             | n.a.              | 33   |  |  |  |  |  |      |
| 1,766             | 2,019             | 2,004             | 2,185             | 2,201             | 2,185             | n.a.              | 705               | 791               | 873               | 855               | 913               | 946               | n.a.              | 3,480             | 3,566             | 3,468             | 3,515             | 3,793             | 4,069             | n.a.              | 34   |  |  |  |  |  |      |
| 933               | 991               | 1,005             | 1,041             | 1,099             | 1,212             | n.a.              | 297               | 313               | 317               | 317               | 341               | 366               | n.a.              | 1,117             | 1,209             | 1,195             | 1,330             | 1,433             | 1,472             | n.a.              | 35   |  |  |  |  |  |      |
| 343               | 406               | 433               | 422               | 470               | 504               | n.a.              | 394               | 557               | 702               | 426               | 442               | 421               | n.a.              | 279               | 333               | 329               | 290               | 324               | 362               | n.a.              | 36   |  |  |  |  |  |      |
| 82                | 110               | (D)               | (D)               | 132               | 142               | n.a.              | 1,322             | 1,701             | 1,736             | 2,093             | 2,454             | 2,683             | n.a.              | 225               | 267               | 249               | 262               | 275               | 292               | n.a.              | 37   |  |  |  |  |  |      |
| 99                | 95                | (D)               | (D)               | (D)               | 87                | n.a.              | 114               | 126               | 142               | 148               | 148               | 176               | n.a.              | 1,485             | 1,531             | 1,728             | 1,882             | 2,090             | 2,245             | n.a.              | 38   |  |  |  |  |  |      |
| 160               | 174               | 170               | 170               | 171               | 177               | n.a.              | 45                | 50                | 47                | 48                | 42                | 39                | n.a.              | 266               | 293               | 315               | 285               | 289               | 277               | n.a.              | 39   |  |  |  |  |  |      |
| 3,368             | 3,540             | 3,579             | 3,547             | 3,703             | 3,911             | 3,983             | 2,485             | 2,647             | 2,705             | 2,760             | 2,895             | 3,045             | 3,160             | 6,793             | 7,132             | 7,408             | 7,819             | 8,072             | 8,649             | 40                |      |  |  |  |  |  |      |
| 1,575             | 1,661             | 1,674             | 1,652             | 1,683             | 1,812             | n.a.              | 847               | 917               | 945               | 979               | 1,028             | 1,082             | n.a.              | 1,799             | 1,882             | 1,953             | 2,123             | 2,152             | 2,180             | n.a.              | 41   |  |  |  |  |  |      |
| (D)               | 0                 | 0                 | 0                 | 0                 | 0                 | n.a.              | 0                 | 0                 | 0                 | 0                 | 0                 | 0                 | n.a.              | 0                 | 0                 | 0                 | 0                 | 0                 | 0                 | n.a.              | 42   |  |  |  |  |  |      |
| 15                | 18                | 18                | 15                | 14                | 14                | n.a.              | 5                 | 8                 | 8                 | 1                 | 1                 | 6                 | n.a.              | 47                | 47                | 46                | 50                | 52                | 45                | n.a.              | 43   |  |  |  |  |  |      |
| 108               | 113               | 101               | 99                | 107               | 99                | n.a.              | 90                | 97                | 85                | 83                | 84                | 68                | n.a.              | 76                | 82                | 99                | 99                | 112               | 111               | n.a.              | 44   |  |  |  |  |  |      |
| 193               | 205               | 212               | 222               | 230               | 237               | n.a.              | 155               | 167               | 155               | 162               | 177               | 195               | n.a.              | 1,856             | 1,877             | 1,902             | 1,995             | 1,966             | 1,983             | n.a.              | 45   |  |  |  |  |  |      |
| 640               | 658               | 659               | 635               | 684               | 700               | n.a.              | 616               | 657               | 679               | 693               | 735               | 757               | n.a.              | 1,738             | 1,862             | 1,968             | 2,055             | 2,183             | 2,381             | n.a.              | 46   |  |  |  |  |  |      |
| 335               | 364               | 343               | 352               | 376               | 395               | n.a.              | 310               | 307               | 318               | 310               | 341               | 381               | n.a.              | 528               | 557               | 570               | 592               | 648               | 684               | n.a.              | 47   |  |  |  |  |  |      |
| 8                 | 8                 | 9                 | 9                 | 13                | 13                | n.a.              | 129               | 131               | 120               | 119               | 115               | 116               | n.a.              | 147               | 154               | 138               | 140               | 141               | 137               | n.a.              | 48   |  |  |  |  |  |      |
| 473               | 488               | 526               | 534               | 581               | 608               | n.a.              | 328               | 359               | 391               | 408               | 407               | 425               | n.a.              | 533               | 597               | 661               | 695               | 742               | 769               | n.a.              | 49   |  |  |  |  |  |      |
| 21                | 26                | 27                | 24                | 25                | 25                | n.a.              | 4                 | 4                 | 4                 | 5                 | 5                 | 5                 | n.a.              | 68                | 74                | 70                | 76                | 76                | 78                | n.a.              | 50   |  |  |  |  |  |      |
| 2,283             | 2,454             | 2,535             | 2,588             | 2,790             | 3,059             | 3,215             | 2,887             | 3,060             | 3,134             | 3,284             | 3,576             | 3,791             | 4,160             | 4,838             | 5,058             | 5,301             | 5,565             | 6,078             | 6,538             | 6,765             | 51   |  |  |  |  |  |      |
| 202               | 204               | 209               | 216               | 237               | 246               | n.a.              | 427               | 422               | 401               | 420               | 433               | 454               | n.a.              | 346               | 341               | 332               | 338               | 327               | (D)               | (D)               | 52   |  |  |  |  |  |      |
| 854               | 952               | 1,018             | 1,047             | 1,149             | 1,255             | n.a.              | 713               | 755               | 772               | 790               | 861               | 927               | n.a.              | 1,035             | 1,131             | 1,223             | 1,241             | 1,374             | 1,482             | n.a.              | 53   |  |  |  |  |  |      |
| 14                | 14                | 15                | 19                | 19                | 28                | n.a.              | 1                 | 1                 | 1                 | 1                 | 2                 | 2                 | n.a.              | 36                | 40                | 44                | 44                | 49                | 49                | n.a.              | 54   |  |  |  |  |  |      |
| 235               | 254               | 265               | 279               | 292               | 312               | n.a.              | 438               | 450               | 408               | 434               | 452               | 490               | n.a.              | 1,684             | 1,719             | 1,874             | 1,991             | 2,269             | (D)               | (D)               | 55   |  |  |  |  |  |      |
| 455               | 491               | 486               | 512               | 580               | 656               | n.a.              | 709               | 820               | 938               | 1,011             | 1,194             | 1,298             | n.a.              | 844               | 899               | 946               | 1,028             | 1,112             | 1,176             | n.a.              | 56   |  |  |  |  |  |      |
|                   |                   |                   |                   |                   |                   |                   |                   |                   |                   |                   |                   |                   |                   |                   |                   |                   |                   |                   |                   |                   |      |  |  |  |  |  |      |

Table 5.—Personal Income by Major Source

[Millions]

| Line                                 | Item  | Missouri          |                   |                   |                   |                   |                   |                   | Nebraska          |                   |                   |                   |                   |                   |                   |
|--------------------------------------|---|-------------------|-------------------|-------------------|-------------------|-------------------|-------------------|-------------------|-------------------|-------------------|-------------------|-------------------|-------------------|-------------------|-------------------|
|                                      |   | 1993 <sup>r</sup> | 1994 <sup>r</sup> | 1995 <sup>r</sup> | 1996 <sup>r</sup> | 1997 <sup>r</sup> | 1998 <sup>r</sup> | 1999 <sup>r</sup> | 1993 <sup>r</sup> | 1994 <sup>r</sup> | 1995 <sup>r</sup> | 1996 <sup>r</sup> | 1997 <sup>r</sup> | 1998 <sup>r</sup> | 1999 <sup>r</sup> |
| <b>Income by Place of Residence</b>  |   |                   |                   |                   |                   |                   |                   |                   |                   |                   |                   |                   |                   |                   |                   |
| 1                                    | Personal income (lines 4-9) .....                         | 106,298           | 112,314           | 117,640           | 123,992           | 131,762           | 136,754           | 143,199           | 32,513            | 34,325            | 36,293            | 39,618            | 41,019            | 43,053            | 45,710            |
| 2                                    | Population (thousands) .....                              | 5,238             | 5,281             | 5,325             | 5,368             | 5,407             | 5,438             | 5,468             | 1,612             | 1,622             | 1,635             | 1,648             | 1,656             | 1,661             | 1,666             |
| 3                                    | Per capita personal income (dollars) .....                | 20,295            | 21,267            | 22,094            | 23,099            | 24,368            | 25,150            | 26,187            | 20,167            | 21,168            | 22,196            | 24,045            | 24,769            | 25,924            | 27,437            |
| <b>Derivation of Personal Income</b> |   |                   |                   |                   |                   |                   |                   |                   |                   |                   |                   |                   |                   |                   |                   |
| 4                                    | Earnings by place of work (lines 10-14 or 15-85) .....    | 75,875            | 80,497            | 84,421            | 89,105            | 94,882            | 99,230            | 104,630           | 23,644            | 25,035            | 26,163            | 28,900            | 29,701            | 31,163            | 33,287            |
| 5                                    | Less: Personal contributions for social insurance .....   | 4,555             | 4,915             | 5,236             | 5,445             | 5,780             | 6,023             | 6,302             | 1,472             | 1,580             | 1,646             | 1,726             | 1,835             | 1,920             | 2,029             |
| 6                                    | Plus: Adjustment for residence .....                      | -2,781            | -2,795            | -2,893            | -3,070            | -3,261            | -3,586            | -3,753            | -444              | -457              | -484              | -518              | -571              | -597              | -644              |
| 7                                    | Equals: Net earnings by place of residence .....          | 68,539            | 72,787            | 76,292            | 80,590            | 85,841            | 89,621            | 94,575            | 21,728            | 22,998            | 24,033            | 26,657            | 27,295            | 28,647            | 30,614            |
| 8                                    | Plus: Dividends, interest, and rent .....                 | 21,593            | 22,828            | 23,471            | 24,671            | 26,184            | 26,900            | 27,678            | 6,535             | 6,917             | 7,576             | 7,988             | 8,535             | 8,912             | 9,332             |
| 9                                    | Plus: Transfer payments .....                             | 16,166            | 16,699            | 17,877            | 18,730            | 19,737            | 20,233            | 20,946            | 4,249             | 4,411             | 4,684             | 4,973             | 5,189             | 5,495             | 5,765             |
| <b>Earnings by Place of Work</b>     |   |                   |                   |                   |                   |                   |                   |                   |                   |                   |                   |                   |                   |                   |                   |
| Components of earnings:              |   |                   |                   |                   |                   |                   |                   |                   |                   |                   |                   |                   |                   |                   |                   |
| 10                                   | Wage and salary disbursements .....                       | 58,951            | 62,611            | 66,708            | 70,371            | 75,228            | 79,619            | 84,051            | 17,278            | 18,375            | 19,607            | 20,868            | 22,316            | 23,724            | 25,309            |
| 11                                   | Other labor income .....                                  | 9,734             | 10,311            | 9,996             | 9,544             | 9,801             | 9,944             | 10,267            | 2,611             | 2,754             | 2,723             | 2,775             | 2,812             | 2,871             | 2,982             |
| 12                                   | Proprietors' income .....                                 | 7,190             | 7,576             | 7,718             | 9,189             | 9,853             | 9,667             | 10,312            | 3,756             | 3,905             | 3,832             | 5,257             | 4,573             | 4,568             | 4,996             |
| 13                                   | Farm .....  | 1,054             | 354               | -52               | 703               | 766               | 145               | -80               | 1,468             | 1,414             | 1,021             | 2,244             | 1,323             | 1,151             | 1,265             |
| 14                                   | Nonfarm .....   | 7,037             | 7,222             | 7,770             | 8,487             | 9,087             | 9,522             | 10,392            | 2,288             | 2,491             | 2,812             | 3,013             | 3,250             | 3,417             | 3,731             |
| <b>Earnings by Industry</b>          |   |                   |                   |                   |                   |                   |                   |                   |                   |                   |                   |                   |                   |                   |                   |
| 15                                   | Farm .....  | 373               | 568               | 165               | 926               | 995               | 425               | 234               | 1,681             | 1,662             | 1,270             | 2,521             | 1,611             | 1,482             | 1,647             |
| 16                                   | Nonfarm .....   | 75,502            | 79,929            | 84,256            | 88,179            | 93,887            | 98,806            | 104,396           | 21,963            | 23,373            | 24,893            | 26,379            | 28,091            | 29,681            | 31,640            |
| 17                                   | Private .....   | 63,588            | 67,463            | 71,258            | 74,414            | 79,448            | 83,952            | 88,648            | 17,430            | 18,717            | 20,057            | 21,342            | 22,927            | 24,383            | 26,220            |
| 18                                   | Agricultural services, forestry, fishing, and other ..... | 418               | 393               | 397               | 408               | 451               | 497               | 560               | 264               | 262               | 238               | 210               | 229               | 253               | 288               |
| 19                                   | Agricultural services .....                               | 416               | 390               | 395               | 408               | 450               | 496               | 560               | 264               | 261               | 237               | 209               | 228               | 252               | n.a.              |
| 20                                   | Forestry, fishing, and other .....                        | 2                 | 4                 | 2                 | (L)               | 1                 | 1                 | n.a.              | 1                 | 1                 | 1                 | 1                 | 1                 | 1                 | n.a.              |
| 21                                   | Mining .....  | 226               | 212               | 233               | 226               | 229               | 265               | 282               | 61                | 64                | 65                | 60                | 65                | 70                | 70                |
| 22                                   | Metal mining .....  | 34                | 40                | (P)               | 54                | 56                | (P)               | n.a.              | 1                 | 1                 | (P)               | (P)               | (P)               | (P)               | n.a.              |
| 23                                   | Coal mining .....   | 81                | 48                | (P)               | 41                | (P)               | 59                | n.a.              | (P)               | 9                 | 9                 | (P)               | (P)               | (P)               | n.a.              |
| 24                                   | Oil and gas extraction .....                              | 10                | 10                | 12                | 14                | (P)               | (P)               | n.a.              | 16                | 17                | (P)               | 18                | 22                | 22                | n.a.              |
| 25                                   | Nonmetallic minerals, except fuels .....                  | 102               | 114               | 116               | 116               | 118               | 128               | n.a.              | (P)               | 36                | 36                | 35                | 36                | 40                | n.a.              |
| 26                                   | Construction .....  | 4,177             | 5,072             | 5,291             | 5,566             | 5,990             | 6,365             | 7,134             | 1,167             | 1,400             | 1,437             | 1,647             | 1,683             | 1,861             | 2,045             |
| 27                                   | Manufacturing .....                                       | 15,638            | 16,356            | 16,910            | 16,737            | 17,752            | 18,045            | 17,830            | 3,203             | 3,550             | 3,690             | 3,853             | 4,091             | 4,260             | 4,330             |
| 28                                   | Durable goods .....                                       | 9,074             | 9,507             | 9,806             | 9,574             | 10,135            | 10,423            | 10,093            | 1,601             | 1,777             | 1,844             | 1,913             | 2,068             | 2,154             | 2,126             |
| 29                                   | Lumber and wood products .....                            | 305               | 350               | 355               | 352               | 372               | 403               | n.a.              | 48                | 60                | (P)               | (P)               | 69                | 75                | n.a.              |
| 30                                   | Furniture and fixtures .....                              | 370               | 407               | 423               | 429               | 451               | 483               | n.a.              | 99                | 103               | 99                | 103               | 114               | 109               | n.a.              |
| 31                                   | Stone, clay, and glass products .....                     | 343               | 368               | 402               | 419               | 427               | 464               | n.a.              | 77                | 86                | 89                | 93                | 99                | 108               | n.a.              |
| 32                                   | Primary metal industries .....                            | 470               | 484               | 491               | 509               | 509               | 548               | n.a.              | 81                | 86                | 91                | 105               | 101               | 99                | n.a.              |
| 33                                   | Fabricated metal products .....                           | 1,249             | 1,294             | 1,307             | 1,323             | 1,404             | 1,426             | n.a.              | 224               | 245               | 259               | 273               | 290               | 305               | n.a.              |
| 34                                   | Industrial machinery and equipment .....                  | 1,144             | 1,257             | 1,350             | 1,388             | 1,457             | 1,593             | n.a.              | 410               | 454               | 471               | 486               | 539               | 544               | n.a.              |
| 35                                   | Electronic and other electric equipment .....             | 980               | 1,062             | 1,056             | 1,136             | 1,195             | 1,248             | n.a.              | 304               | 355               | 368               | 370               | 404               | 442               | n.a.              |
| 36                                   | Motor vehicles and equipment .....                        | 1,965             | 1,987             | 2,109             | 1,779             | 1,883             | 1,872             | n.a.              | 113               | 114               | 118               | 121               | 139               | 145               | n.a.              |
| 37                                   | Other transportation equipment .....                      | 1,614             | 1,642             | 1,673             | 1,592             | 1,774             | 1,730             | n.a.              | 75                | 94                | (P)               | (P)               | 96                | 105               | n.a.              |
| 38                                   | Instruments and related products .....                    | 443               | 450               | 417               | 419               | 423               | 411               | n.a.              | 146               | 157               | 171               | 173               | 180               | 183               | n.a.              |
| 39                                   | Miscellaneous manufacturing industries .....              | 192               | 207               | 223               | 227               | 240               | 246               | n.a.              | 23                | 24                | 24                | 34                | 37                | 38                | n.a.              |
| 40                                   | Nondurable goods .....                                    | 6,564             | 6,849             | 7,104             | 7,164             | 7,618             | 7,622             | 7,736             | 1,602             | 1,773             | 1,846             | 1,940             | 2,023             | 2,106             | 2,204             |
| 41                                   | Food and kindred products .....                           | 1,771             | 1,811             | 1,938             | 1,873             | 2,016             | 2,080             | n.a.              | 899               | 1,015             | 1,063             | 1,159             | 1,219             | 1,258             | n.a.              |
| 42                                   | Tobacco products .....                                    | (P)               | (L)               | (L)               | 1                 | 1                 | (P)               | n.a.              | 0                 | 0                 | 0                 | 0                 | (L)               | (P)               | n.a.              |
| 43                                   | Textile mill products .....                               | (P)               | 14                | 14                | 19                | 15                | (P)               | n.a.              | 5                 | 7                 | 7                 | 7                 | 10                | 11                | n.a.              |
| 44                                   | Apparel and other textile products .....                  | 406               | 421               | 415               | 388               | 391               | 365               | n.a.              | (P)               | 37                | 33                | 33                | 33                | 32                | n.a.              |
| 45                                   | Paper and allied products .....                           | 476               | 507               | 511               | 522               | 537               | 540               | n.a.              | 66                | 69                | 71                | 71                | 78                | 81                | n.a.              |
| 46                                   | Printing and publishing .....                             | 1,515             | 1,605             | 1,614             | 1,645             | 1,677             | 1,715             | n.a.              | 268               | 285               | 288               | 296               | 295               | 317               | n.a.              |
| 47                                   | Chemicals and allied products .....                       | 1,573             | 1,672             | 1,805             | 1,907             | 2,132             | 2,006             | n.a.              | 118               | 126               | 138               | 130               | 134               | 142               | n.a.              |
| 48                                   | Petroleum and coal products .....                         | 71                | 80                | 77                | 84                | 86                | 91                | n.a.              | 5                 | 5                 | 4                 | 5                 | 3                 | (P)               | n.a.              |
| 49                                   | Rubber and miscellaneous plastics products .....          | 524               | 561               | 571               | 599               | 640               | 683               | n.a.              | 192               | 218               | 227               | 225               | 232               | 245               | n.a.              |
| 50                                   | Leather and leather products .....                        | 214               | 179               | 158               | 126               | 124               | 121               | n.a.              | 14                | 13                | 13                | 14                | 19                | (P)               | n.a.              |
| 51                                   | Transportation and public utilities .....                 | 6,475             | 6,753             | 6,931             | 7,318             | 7,827             | 8,210             | 8,641             | 2,094             | 2,213             | 2,486             | 2,701             | 3,102             | 3,119             | 3,318             |
| 52                                   | Railroad transportation .....                             | 439               | 438               | 437               | 463               | 478               | (P)               | n.a.              | 565               | 573               | 616               | 647               | 692               | (P)               | n.a.              |
| 53                                   | Trucking and warehousing .....                            | 1,763             | 1,862             | 1,903             | 1,907             | 2,060             | 2,244             | n.a.              | 684               | 744               | 780               | 801               | 923               | 1,020             | n.a.              |
| 54                                   | Water transportation .....                                | 69                | 84                | 64                | 67                | 71                | 73                | n.a.              | 1                 | 1                 | 1                 | 1                 | 1                 | (P)               | n.a.              |
| 55                                   | Other transportation .....                                | 1,258             | 1,320             | 1,352             | 1,462             | 1,509             | (P)               | n.a.              | 209               | 234               | 237               | 242               | 251               | 271               | n.a.              |
| 56                                   | Communications .....                                      | 1,872             | 1,950             | 2,059             | 2,229             | 2,488             | 2,543             | n.a.              | 399               | 400               | 410               | 415               | 591               | 428               | n.a.              |
| 57                                   | Electric, gas, and sanitary services .....                | 1,074             | 1,100             | 1,117             | 1,190             | 1,223             | 1,251             | n.a.              | 237               | 260               | 441               | 593               | 644               | 672               | n.a.              |
| 58                                   | Wholesale trade .....                                     | 5,102             | 5,366             | 5,719             | 5,956             | 6,265             | 6,646             | 7,000             | 1,616             | 1,609             | 1,698             | 1,773             | 1,888             | 2,013             | 2,144             |
| 59                                   | Retail trade .....  | 7,153             | 7,637             | 8,145             | 8,525             | 8,902             | 9,328             | 9,918             | 2,081             | 2,234             | 2,363             | 2,460             | 2,557             | 2,675             | 2,845             |
| 60                                   | Finance, insurance, and real estate .....                 | 5,329             | 5,561             | 5,948             | 6,485             | 7,056             | 7,800             | 8,738             | 1,699             | 1,760             | 1,887             | 1,963             | 2,066             | 2,272             | 2,583             |
| 61                                   | Depository and nondepository institutions .....           | 1,667             | 1,740             | 1,782             | 1,927             | 2,168             | 2,383             | n.a.              | 483               | 505               | 567               | 557               | 576               | 637               | n.a.              |
| 62                                   | Other finance, insurance, and real estate .....           | 3,662             | 3,821             | 4,166             | 4,558             | 4,888             | 5,416             | n.a.              | 1,215             | 1,255             | 1,321             | 1,406             | 1,489             | 1,635             | n.a.              |
| 63                                   | Services .....  | 19,071            | 20,113            | 21,683            | 23,193            | 24,976            | 26,797            | 28,545            | 5,244             | 5,625             | 6,193             | 6,676             | 7,246             | 7,860             | 8,596             |
| 64                                   | Hotels and other lodging places .....                     | 500               | 530               | 543               | 582               | 612               | 693               | n.a.              | 90                | 84                | 88                | 92                | 124               | 133               | n.a.              |
| 65                                   | Personal services .....                                   | 774               | 791               | 820               | 822               | 854               | 905               | n.a.              | 220               | 230               | 223               | 225               | 238               | 248               | n.a.              |
| 66                                   | Private households .....                                  | 144               | 149               | 159               | 160               | 161               | 186               | n.a.              | 45                | 46                | 49                | 50                | 50                | 58                | n.a.              |
| 67                                   | Business services .....                                   | 2,800             | 2,982             | 3,483             | 4,144             | 4,728             | 5,246             | n.a.              | 1,107             | 1,260             | 1,410             | 1,650             | 1,877             | 2,049             | n.a.              |
| 68                                   | Auto repair, services, and parking .....                  | 703               | 800               | 794               | 839               | 917               | 1,014             | n.a.              | 192               | 220               | 218               | 227               | 241               | 269               | n.a.              |
| 69                                   | Miscellaneous repair services .....                       | 265               | 269               | 287               | 292               | 290               | 307               | n.a.              | 86                | 95                | 94                | 94                | 95                | 97                | n.a.              |
| 70                                   | Amusement and recreation services .....                   | 613               | 670               | 927               | 1,050             | 1,190             | 1,237             | n.a.              | 138               | 144               | 157               | 159               | 157               | 165               | n.a.              |
| 71                                   | Motion pictures .....                                     | 250               | 173               | 178               | 147               | 142               | 163               | n.a.              | 21                | 20                | 22                | 22                | 22                | 24                | n.a.              |
| 72                                   | Health services .....                                     | 7,076             | 7,350             | 7,722             | 8,175             | 8,546             | 8,937             | n.a.              | 1,836             | 1,944             | 2,016             | 2,175             | 2,283             | 2,481             | n.a.              |
| 73                                   | Legal services .....                                      | 1,319             | 1,335             | 1,37              |                   |                   |                   |                   |                   |                   |                   |                   |                   |                   |                   |

and Earnings by Industry<sup>1</sup>, 1993-99-Continued  
of dollars]

| North Dakota      |                   |                   |                   |                   |                   |                   |                   |                   | South Dakota      |                   |                   |                   |                   |                   |                   |                   |                   | Southeast         |                   |                   |      |  |  |  |  |  | Line |
|-------------------|-------------------|-------------------|-------------------|-------------------|-------------------|-------------------|-------------------|-------------------|-------------------|-------------------|-------------------|-------------------|-------------------|-------------------|-------------------|-------------------|-------------------|-------------------|-------------------|-------------------|------|--|--|--|--|--|------|
| 1993 <sup>r</sup> | 1994 <sup>r</sup> | 1995 <sup>r</sup> | 1996 <sup>r</sup> | 1997 <sup>r</sup> | 1998 <sup>r</sup> | 1999 <sup>r</sup> | 1993 <sup>r</sup> | 1994 <sup>r</sup> | 1995 <sup>r</sup> | 1996 <sup>r</sup> | 1997 <sup>r</sup> | 1998 <sup>r</sup> | 1999 <sup>r</sup> | 1993 <sup>r</sup> | 1994 <sup>r</sup> | 1995 <sup>r</sup> | 1996 <sup>r</sup> | 1997 <sup>r</sup> | 1998 <sup>r</sup> | 1999 <sup>r</sup> | Line |  |  |  |  |  |      |
| 11,362            | 12,177            | 12,243            | 13,607            | 13,380            | 14,600            | 14,903            | 13,297            | 14,177            | 14,454            | 15,883            | 16,379            | 17,331            | 18,406            | 1,218,508         | 1,289,941         | 1,366,116         | 1,445,912         | 1,533,940         | 1,621,530         | 1,712,690         | 1    |  |  |  |  |  |      |
| 837               | 640               | 642               | 643               | 641               | 638               | 634               | 716               | 723               | 728               | 731               | 731               | 733               | 733               | 61,886            | 62,730            | 63,539            | 64,329            | 65,150            | 65,901            | 66,622            | 2    |  |  |  |  |  |      |
| 17,830            | 19,033            | 19,084            | 21,166            | 20,876            | 22,892            | 23,518            | 18,565            | 19,607            | 19,848            | 21,736            | 22,410            | 23,715            | 25,107            | 19,690            | 20,563            | 21,500            | 22,477            | 23,545            | 24,605            | 25,708            | 3    |  |  |  |  |  |      |
| 7,913             | 8,638             | 8,497             | 9,640             | 9,143             | 10,196            | 10,298            | 9,279             | 9,972             | 9,902             | 10,993            | 11,136            | 11,910            | 12,755            | 844,983           | 893,298           | 940,896           | 992,020           | 1,056,680         | 1,128,310         | 1,200,861         | 4    |  |  |  |  |  |      |
| 539               | 574               | 588               | 613               | 642               | 667               | 697               | 564               | 612               | 638               | 661               | 696               | 731               | 782               | 50,584            | 54,626            | 58,170            | 60,767            | 64,662            | 68,486            | 72,414            | 5    |  |  |  |  |  |      |
| -241              | -255              | -274              | -301              | -324              | -323              | -337              | -96               | -120              | -143              | -171              | -175              | -201              | -222              | 7,393             | 7,469             | 7,715             | 7,494             | 8,202             | 8,282             | 8,728             | 6    |  |  |  |  |  |      |
| 7,133             | 7,809             | 7,635             | 8,726             | 8,177             | 9,207             | 9,264             | 8,619             | 9,240             | 9,121             | 10,160            | 10,266            | 10,978            | 11,751            | 801,792           | 846,141           | 890,441           | 936,747           | 1,000,220         | 1,068,106         | 1,137,175         | 7    |  |  |  |  |  |      |
| 2,300             | 2,401             | 2,563             | 2,727             | 2,948             | 3,101             | 3,280             | 2,755             | 2,921             | 3,162             | 3,430             | 3,745             | 3,923             | 4,135             | 230,336           | 246,622           | 264,061           | 283,021           | 299,131           | 312,943           | 325,529           | 8    |  |  |  |  |  |      |
| 1,928             | 1,967             | 2,045             | 2,154             | 2,255             | 2,293             | 2,358             | 1,924             | 2,016             | 2,171             | 2,292             | 2,368             | 2,430             | 2,520             | 186,380           | 197,178           | 211,614           | 224,144           | 234,589           | 240,481           | 249,966           | 9    |  |  |  |  |  |      |
| 5,821             | 6,148             | 6,534             | 6,925             | 7,306             | 7,709             | 8,122             | 6,223             | 6,663             | 7,103             | 7,478             | 7,918             | 8,463             | 9,150             | 652,208           | 691,226           | 734,651           | 777,754           | 832,702           | 896,249           | 956,383           | 10   |  |  |  |  |  |      |
| 888               | 929               | 925               | 968               | 982               | 998               | 1,026             | 1,030             | 1,095             | 1,084             | 1,094             | 1,104             | 1,136             | 1,196             | 105,172           | 111,697           | 118,889           | 124,681           | 131,681           | 138,304           | 144,662           | 11   |  |  |  |  |  |      |
| 1,203             | 1,561             | 1,038             | 1,747             | 855               | 1,489             | 1,150             | 2,025             | 2,214             | 1,715             | 2,421             | 2,114             | 2,311             | 2,410             | 87,603            | 90,183            | 95,743            | 102,568           | 109,297           | 113,757           | 121,712           | 12   |  |  |  |  |  |      |
| 316               | 613               | 127               | 790               | -159              | 429               | 8                 | 765               | 891               | 431               | 1,105             | 699               | 821               | 824               | 9,511             | 10,728            | 9,220             | 10,565            | 10,263            | 9,967             | 8,537             | 13   |  |  |  |  |  |      |
| 888               | 948               | 910               | 957               | 1,014             | 1,059             | 1,142             | 1,261             | 1,323             | 1,284             | 1,315             | 1,415             | 1,490             | 1,586             | 78,091            | 79,455            | 86,523            | 92,004            | 99,034            | 104,790           | 113,175           | 14   |  |  |  |  |  |      |
| 400               | 712               | 227               | 902               | -42               | 564               | 164               | 845               | 983               | 523               | 1,207             | 804               | 941               | 963               | 12,248            | 13,347            | 11,913            | 13,276            | 13,145            | 12,074            | 11,900            | 15   |  |  |  |  |  |      |
| 7,513             | 7,926             | 8,270             | 8,738             | 9,185             | 9,633             | 10,133            | 8,434             | 8,989             | 9,379             | 9,786             | 10,332            | 10,968            | 11,793            | 832,735           | 879,951           | 928,983           | 978,743           | 1,043,535         | 1,116,236         | 1,188,961         | 16   |  |  |  |  |  |      |
| 5,626             | 6,021             | 6,280             | 6,684             | 7,094             | 7,511             | 7,938             | 6,566             | 7,083             | 7,443             | 7,860             | 8,380             | 8,946             | 9,697             | 661,244           | 701,632           | 745,884           | 788,632           | 846,154           | 910,337           | 974,278           | 17   |  |  |  |  |  |      |
| 73                | 65                | 64                | 61                | 64                | 70                | 80                | 123               | 121               | 131               | 113               | 124               | 134               | 149               | 5,771             | 5,713             | 5,967             | 6,245             | 6,892             | 7,319             | 8,473             | 18   |  |  |  |  |  |      |
| 172               | 169               | 173               | 182               | 197               | 194               | 173               | 122               | 120               | 130               | 111               | 123               | 134               | 149               | 5,213             | 5,137             | 5,465             | 5,851             | 6,406             | 7,067             | n.a.              | 19   |  |  |  |  |  |      |
| (L)               | (L)               | (L)               | (L)               | (L)               | (L)               | (L)               | (L)               | (L)               | (L)               | (L)               | (L)               | (L)               | (L)               | n.a.              | n.a.              | n.a.              | n.a.              | n.a.              | n.a.              | n.a.              | 20   |  |  |  |  |  |      |
| 67                | 65                | 73                | 69                | 68                | 70                | n.a.              | (D)               | (D)               | (D)               | (D)               | (D)               | (D)               | (D)               | n.a.              | n.a.              | n.a.              | n.a.              | n.a.              | n.a.              | n.a.              | 21   |  |  |  |  |  |      |
| 93                | 85                | 81                | 94                | 104               | 95                | n.a.              | (D)               | (D)               | (D)               | (D)               | (D)               | (D)               | (D)               | n.a.              | n.a.              | n.a.              | n.a.              | n.a.              | n.a.              | n.a.              | 22   |  |  |  |  |  |      |
| 16                | 19                | 20                | 20                | 20                | 29                | n.a.              | 24                | 27                | 29                | 29                | 32                | 31                | 31                | 3,095             | 3,194             | 3,211             | 3,511             | 3,407             | 3,317             | n.a.              | 23   |  |  |  |  |  |      |
| 448               | 499               | 528               | 611               | 630               | 680               | 771               | 509               | 577               | 562               | 612               | 659               | 709               | 761               | 1,301             | 1,378             | 1,455             | 1,525             | 1,589             | (D)               | n.a.              | 25   |  |  |  |  |  |      |
| 546               | 618               | 650               | 687               | 755               | 818               | 848               | 1,044             | 1,200             | 1,308             | 1,419             | 1,543             | 1,695             | 1,764             | 151,810           | 160,124           | 164,699           | 165,969           | 173,546           | 180,667           | 184,696           | 27   |  |  |  |  |  |      |
| 308               | 362               | 390               | 421               | 468               | 512               | 537               | 686               | 795               | 890               | 1,000             | 1,091             | 1,246             | 1,263             | 76,103            | 81,737            | 85,301            | 86,437            | 91,529            | 96,979            | 99,848            | 28   |  |  |  |  |  |      |
| 11                | 14                | (D)               | 31                | 36                | 43                | n.a.              | 72                | 79                | 84                | 88                | 94                | 105               | n.a.              | 7,514             | 8,250             | 8,740             | 9,199             | 9,647             | 10,315            | n.a.              | 29   |  |  |  |  |  |      |
| 20                | 20                | (D)               | (D)               | (D)               | 18                | n.a.              | 6                 | 10                | (D)               | (D)               | (D)               | (D)               | (D)               | 5,441             | 5,399             | 5,396             | 5,396             | 5,695             | 6,065             | n.a.              | 30   |  |  |  |  |  |      |
| 19                | 21                | 23                | 28                | 25                | 28                | n.a.              | 27                | 32                | 32                | 46                | 45                | 49                | n.a.              | 4,543             | 4,881             | 5,122             | 5,398             | 5,622             | 5,933             | n.a.              | 31   |  |  |  |  |  |      |
| (L)               | (L)               | (L)               | (L)               | (L)               | (L)               | (L)               | (L)               | (L)               | (L)               | (L)               | (L)               | (L)               | (L)               | 6,013             | 6,262             | 6,318             | 6,618             | 6,867             | 7,124             | n.a.              | 32   |  |  |  |  |  |      |
| 30                | 34                | 34                | 38                | 40                | 44                | n.a.              | 44                | 50                | 53                | 60                | 68                | 75                | n.a.              | 8,266             | 8,784             | 9,113             | 9,440             | 9,834             | 10,439            | n.a.              | 33   |  |  |  |  |  |      |
| 123               | 154               | 168               | 180               | 213               | 228               | n.a.              | 245               | 310               | 384               | 450               | 501               | 612               | n.a.              | 12,666            | 13,662            | 14,306            | 14,653            | 15,574            | 16,579            | n.a.              | 34   |  |  |  |  |  |      |
| 44                | 47                | 41                | 40                | 41                | 39                | n.a.              | 85                | 92                | 95                | 101               | 111               | 112               | n.a.              | 12,494            | 13,363            | 13,804            | 13,946            | 14,738            | 15,064            | n.a.              | 35   |  |  |  |  |  |      |
| 30                | 39                | 46                | 45                | 50                | 57                | n.a.              | 49                | 53                | 47                | 47                | 53                | 59                | n.a.              | 6,835             | 9,077             | 9,200             | 9,178             | 9,079             | (D)               | n.a.              | 36   |  |  |  |  |  |      |
| 19                | 19                | 20                | 20                | 23                | 30                | n.a.              | 6                 | 7                 | 6                 | 6                 | 7                 | 7                 | n.a.              | 7,427             | 7,510             | 7,619             | 7,684             | 8,070             | (D)               | n.a.              | 37   |  |  |  |  |  |      |
| 2                 | 2                 | (D)               | (D)               | (D)               | (D)               | (D)               | 73                | 76                | 74                | 73                | 76                | 78                | n.a.              | 3,551             | 3,789             | 4,132             | 4,354             | 4,742             | n.a.              | n.a.              | 38   |  |  |  |  |  |      |
| 11                | 12                | 11                | 11                | 11                | 11                | n.a.              | 58                | 63                | 69                | 69                | 72                | 77                | n.a.              | 1,665             | 1,807             | 1,891             | 1,973             | 2,049             | 2,138             | n.a.              | 39   |  |  |  |  |  |      |
| 238               | 256               | 260               | 266               | 287               | 307               | 311               | 358               | 404               | 418               | 420               | 452               | 449               | 502               | 75,707            | 78,388            | 79,398            | 79,532            | 82,017            | 83,688            | 84,847            | 40   |  |  |  |  |  |      |
| 128               | 130               | 140               | 147               | 162               | 175               | (L)               | 208               | 240               | 247               | 240               | 258               | 248               | n.a.              | 11,421            | 11,924            | 11,991            | 12,369            | 12,898            | 13,671            | n.a.              | 41   |  |  |  |  |  |      |
| (L)               | (L)               | (L)               | (L)               | (L)               | (L)               | (L)               | (L)               | (L)               | (L)               | (L)               | (L)               | (L)               | (L)               | 2,296             | 2,193             | 2,387             | 2,382             | 2,415             | 2,370             | n.a.              | 42   |  |  |  |  |  |      |
| (D)               | (D)               | (D)               | (D)               | (D)               | (D)               | (D)               | (D)               | (D)               | (D)               | (D)               | (D)               | (D)               | (D)               | 13,464            | 13,789            | 13,611            | 13,287            | 13,746            | 13,603            | n.a.              | 43   |  |  |  |  |  |      |
| 14                | 16                | 5                 | 4                 | 6                 | 5                 | n.a.              | (D)               | 27                | 27                | 28                | 31                | 28                | n.a.              | 7,101             | 7,206             | 6,855             | 6,194             | 5,957             | 5,646             | n.a.              | 44   |  |  |  |  |  |      |
| (D)               | (D)               | (D)               | (D)               | (D)               | (D)               | (D)               | (D)               | (D)               | (D)               | (D)               | (D)               | (D)               | (D)               | 8,486             | 8,707             | 8,869             | 9,074             | 9,505             | 9,619             | n.a.              | 45   |  |  |  |  |  |      |
| 55                | 60                | 64                | 64                | 67                | 70                | n.a.              | 66                | 73                | 75                | 76                | 79                | 82                | n.a.              | 9,018             | 9,685             | 10,047            | 10,366            | 10,820            | 11,351            | n.a.              | 46   |  |  |  |  |  |      |
| 7                 | 11                | 12                | 11                | 10                | 10                | n.a.              | 6                 | 5                 | 6                 | 5                 | 6                 | 5                 | n.a.              | 14,797            | 15,235            | 15,905            | 16,021            | 16,434            | 16,820            | n.a.              | 47   |  |  |  |  |  |      |
| 16                | 18                | 17                | 15                | 16                | (D)               | (D)               | (L)               | 6                 | 5                 | 0                 | 0                 | 0                 | (D)               | 1,576             | 1,453             | 1,416             | 1,493             | 1,537             | n.a.              | n.a.              | 48   |  |  |  |  |  |      |
| 14                | 16                | 17                | 20                | 23                | 23                | n.a.              | 39                | 42                | 43                | 45                | 49                | 51                | n.a.              | 7,098             | 7,586             | 7,871             | 8,062             | 8,416             | 8,766             | n.a.              | 49   |  |  |  |  |  |      |
| (L)               | (L)               | 1                 | 1                 | (D)               | (D)               | (D)               | 1                 | (D)               | 1                 | 1                 | 1                 | 1                 | n.a.              | 449               | 425               | 398               | 359               | 306               | 306               | n.a.              | 50   |  |  |  |  |  |      |
| 734               | 773               | 781               | 789               | 816               | 854               | 848               | 620               | 649               | 661               | 690               | 732               | 761               | 807               | 59,387            | 63,210            | 65,863            | 69,328            | 73,821            | 79,042            | 83,575            | 51   |  |  |  |  |  |      |
| 115               | 109               | 109               | 114               | 114               | 119               | n.a.              | 38                | 38                | 39                | 42                | 43                | 45                | n.a.              | 2,928             | 2,959             | 2,909             | 2,992             | 2,990             | 3,135             | n.a.              | 52   |  |  |  |  |  |      |
| 187               | 209               | 216               | 215               | 228               | 235               | n.a.              | 253               | 274               | 278               | 271               | 286               | 295               | n.a.              | 13,941            | 15,199            | 15,780            | 16,247            | 17,676            | 19,094            | n.a.              | 53   |  |  |  |  |  |      |
| (L)               | (L)               | (L)               | (L)               | (L)               | (L)               | (L)               | (L)               | (L)               | (L)               | (L)               | (L)               | (L)               | (L)               | 2,441             | 2,273             | 2,293             | 2,442             | 2,710             | 2,980             | n.a.              | 54   |  |  |  |  |  |      |
| 76                | 86                | 89                | 94                | 100               | 104               | n.a.              | 79                | 86                | 89                | 91                | 92                | (D)               | n.a.              | 13,236            | 14,355            | 15,421            | 16,554            | 17,789            | 19,409            | n.a.              | 55   |  |  |  |  |  |      |
| 111               | 117               | 121               | 124               | 127               | 137               | n.a.              | 126               | 121               | 132               | 164               | 184               | 194               | n.a.              | 15,665            | 16,620            | 17,636            | 18,620            | 20,479            | 21,938            | n.a.              | 56   |  |  |  |  |  |      |
| 245               | 253               | 246               | 241               | 247               | 258               | n.a.              | 124               | 130               | 122               | 121               | 127               | 129               | n.a.              | 11,476            | 11,803            | 11,824            | 12,026            | 12,177            | 12,486            | n.a.              | 57   |  |  |  |  |  |      |
| 629               | 675               | 692               | 734               | 769               | 809               | 847               | 545               | 581               | 618               | 651               | 679               | 717               | 782               | 49,221            | 52,400            | 56,046            | 59,513            | 63,880            | 69,151            | 75,201            | 58   |  |  |  |  |  |      |
| 789               | 836               | 861               | 897               | 940               | 969               | 996               | 986               | 1,037             | 1,058             | 1,085             | 1,140             | 1,185             | 1,265             | 81,765            | 87,048            | 92,321            | 97,502            | 103,332           | 109,593           | 116,813           | 59   |  |  |  |  |  |      |
| 405               | 428               | 452               | 482               | 519               | 570               | 632               | 537               | 558               | 609               | 669               | 741               | 828               | 979               | 52,649            | 54,192            | 59,242            | 65,006            | 72,900            | 81,618            | 88,892            | 60   |  |  |  |  |  |      |
| 171               | 179               | 184               | 193               | 208               | 232               | n.a.              | 266               | 278               | 301               | 329               | 373               | 428               | n.a.              | 17,109            | 17,874            | 18,543            | 20,138            | 22,728            | 25,799            | n.a.              | 61   |  |  |  |  |  |      |
| 234               | 249               | 268               | 289               | 310               | 337               | n.a.              | 271               | 280               | 309               | 340               | 368               | 400               | n.a.              | 35,540            | 36,318            | 40,698            | 44,869            | 50,172            | 55,819            | n.a.              | 62   |  |  |  |  |  |      |
| 1,826             | 1,957             | 2,080             | 2,242             | 2,405             | 2,547             | 2,742             | 2,101             | 2,256             | 2,388             | 2,51              |                   |                   |                   |                   |                   |                   |                   |                   |                   |                   |      |  |  |  |  |  |      |

Table 5.—Personal Income by Major Source

[Millions]

| Line                                 | Item   | Alabama           |                   |                   |                   |                   |                   |                   | Arkansas          |                   |                   |                   |                   |                   |                   |
|--------------------------------------|--|-------------------|-------------------|-------------------|-------------------|-------------------|-------------------|-------------------|-------------------|-------------------|-------------------|-------------------|-------------------|-------------------|-------------------|
|                                      |  | 1993 <sup>r</sup> | 1994 <sup>r</sup> | 1995 <sup>r</sup> | 1996 <sup>r</sup> | 1997 <sup>r</sup> | 1998 <sup>r</sup> | 1999 <sup>r</sup> | 1993 <sup>r</sup> | 1994 <sup>r</sup> | 1995 <sup>r</sup> | 1996 <sup>r</sup> | 1997 <sup>r</sup> | 1998 <sup>r</sup> | 1999 <sup>r</sup> |
| <b>Income by Place of Residence</b>  |  |                   |                   |                   |                   |                   |                   |                   |                   |                   |                   |                   |                   |                   |                   |
| 1                                    | Personal income (lines 4-9) .....                                      | 75,439            | 79,832            | 83,903            | 87,221            | 91,848            | 95,956            | 100,269           | 41,190            | 43,498            | 45,995            | 48,700            | 51,344            | 53,725            | 56,421            |
| 2                                    | Population (thousands) <sup>2</sup> .....                              | 4,193             | 4,233             | 4,263             | 4,290             | 4,320             | 4,351             | 4,370             | 2,424             | 2,451             | 2,480             | 2,505             | 2,524             | 2,538             | 2,551             |
| 3                                    | Per capita personal income (dollars) <sup>3</sup> .....                | 17,991            | 18,860            | 19,683            | 20,329            | 21,260            | 22,054            | 22,946            | 16,995            | 17,750            | 18,546            | 19,442            | 20,342            | 21,167            | 22,114            |
| <b>Derivation of Personal Income</b> |  |                   |                   |                   |                   |                   |                   |                   |                   |                   |                   |                   |                   |                   |                   |
| 4                                    | Earnings by place of work (lines 10-14 or 15-85) .....                 | 53,380            | 56,165            | 58,317            | 60,577            | 63,807            | 66,930            | 70,135            | 28,582            | 30,335            | 31,917            | 33,579            | 35,267            | 37,067            | 39,129            |
| 5                                    | Less: Personal contributions for social insurance <sup>4</sup> .....   | 3,287             | 3,534             | 3,755             | 3,870             | 4,063             | 4,217             | 4,394             | 1,806             | 1,964             | 2,064             | 2,137             | 2,251             | 2,355             | 2,473             |
| 6                                    | Plus: Adjustment for residence <sup>5</sup> .....                      | 600               | 647               | 680               | 674               | 725               | 828               | 912               | -270              | -292              | -270              | -263              | -264              | -264              | -285              |
| 7                                    | Equals: Net earnings by place of residence .....                       | 50,693            | 53,279            | 55,242            | 57,381            | 60,470            | 63,541            | 66,653            | 26,506            | 28,079            | 29,583            | 31,179            | 32,752            | 34,448            | 36,371            |
| 8                                    | Plus: Dividends, interest, and rent <sup>6</sup> .....                 | 12,370            | 13,511            | 14,575            | 14,935            | 15,704            | 16,463            | 17,102            | 7,101             | 7,530             | 7,934             | 8,586             | 9,208             | 9,670             | 10,115            |
| 9                                    | Plus: Transfer payments .....  | 12,376            | 13,042            | 14,087            | 14,906            | 15,674            | 15,961            | 16,514            | 7,584             | 7,889             | 8,478             | 8,935             | 9,384             | 9,607             | 9,934             |
| <b>Earnings by Place of Work</b>     |  |                   |                   |                   |                   |                   |                   |                   |                   |                   |                   |                   |                   |                   |                   |
| Components of earnings:              |  |                   |                   |                   |                   |                   |                   |                   |                   |                   |                   |                   |                   |                   |                   |
| 10                                   | Wage and salary disbursements .....                                    | 41,198            | 43,431            | 45,923            | 47,871            | 50,516            | 53,130            | 55,824            | 21,038            | 22,429            | 23,881            | 25,090            | 26,614            | 28,333            | 30,039            |
| 11                                   | Other labor income .....   | 6,662             | 6,985             | 6,816             | 6,817             | 6,987             | 7,136             | 7,291             | 3,384             | 3,578             | 3,484             | 3,490             | 3,547             | 3,649             | 3,771             |
| 12                                   | Proprietors' income <sup>7</sup> .....                                 | 5,520             | 5,750             | 5,578             | 5,888             | 6,303             | 6,664             | 7,021             | 4,160             | 4,327             | 4,553             | 4,999             | 5,107             | 5,084             | 5,318             |
| 13                                   | Farm .....   | 875               | 938               | 648               | 727               | 805               | 913               | 883               | 961               | 1,111             | 1,225             | 1,597             | 1,465             | 1,258             | 1,257             |
| 14                                   | Nonfarm .....  | 4,646             | 4,812             | 4,930             | 5,161             | 5,498             | 5,751             | 6,137             | 3,199             | 3,217             | 3,328             | 3,402             | 3,642             | 3,826             | 4,061             |
| <b>Earnings by Industry</b>          |  |                   |                   |                   |                   |                   |                   |                   |                   |                   |                   |                   |                   |                   |                   |
| 15                                   | Farm .....   | 999               | 1,057             | 772               | 846               | 933               | 1,045             | 1,023             | 1,212             | 1,333             | 1,419             | 1,815             | 1,701             | 1,515             | 1,539             |
| 16                                   | Nonfarm .....  | 52,382            | 55,109            | 57,544            | 59,731            | 62,874            | 65,885            | 69,112            | 27,370            | 29,002            | 30,498            | 31,764            | 33,566            | 35,551            | 37,589            |
| 17                                   | Private .....  | 40,953            | 43,140            | 45,186            | 47,224            | 49,999            | 52,476            | 55,206            | 22,394            | 23,831            | 25,112            | 26,264            | 27,681            | 29,429            | 31,231            |
| 18                                   | Agricultural services, forestry, fishing, and other <sup>8</sup> ..... | 335               | 331               | 323               | 314               | 344               | 381               | 426               | 239               | 229               | 224               | 219               | 245               | 268               | 300               |
| 19                                   | Agricultural services .....  | 283               | 272               | 282               | 294               | 309               | 336               | n.a.              | 222               | 209               | 210               | 211               | 228               | 245               | n.a.              |
| 20                                   | Forestry, fishing, and other <sup>8</sup> .....                        | 52                | 59                | 42                | 19                | 35                | 46                | n.a.              | 16                | 20                | 14                | 8                 | 17                | 22                | n.a.              |
| 21                                   | Mining .....   | 545               | 570               | 607               | 622               | 639               | 643               | 610               | 157               | 163               | 166               | 167               | 188               | 193               | 189               |
| 22                                   | Metal mining .....   | 3                 | 3                 | (P)               | (P)               | (P)               | (P)               | 4                 | n.a.              | 6                 | (P)               | (P)               | (P)               | (P)               | n.a.              |
| 23                                   | Coal mining .....  | 357               | 372               | 406               | 418               | 399               | 376               | n.a.              | (P)               | 10                | (P)               | (P)               | (P)               | (P)               | n.a.              |
| 24                                   | Oil and gas extraction .....   | (P)               | 90                | (P)               | (P)               | (P)               | 131               | n.a.              | 108               | 107               | (P)               | (P)               | (P)               | (P)               | 124               |
| 25                                   | Nonmetallic minerals, except fuels .....                               | (P)               | 105               | 103               | 114               | 123               | 132               | n.a.              | (P)               | 40                | 46                | 47                | 50                | 52                | n.a.              |
| 26                                   | Construction .....   | 2,882             | 3,140             | 3,310             | 3,668             | 3,896             | 4,118             | 4,425             | 1,523             | 1,646             | 1,769             | 1,906             | 1,984             | 2,089             | 2,260             |
| 27                                   | Manufacturing .....  | 11,911            | 12,495            | 12,829            | 12,887            | 13,376            | 13,754            | 13,873            | 6,680             | 7,209             | 7,401             | 7,469             | 7,740             | 8,114             | 8,400             |
| 28                                   | Durable goods .....  | 6,316             | 6,783             | 7,068             | 7,169             | 7,504             | 7,796             | 7,909             | 3,600             | 3,949             | 4,088             | 4,164             | 4,303             | 4,556             | 4,682             |
| 29                                   | Lumber and wood products .....   | 912               | 1,009             | 1,078             | 1,141             | 1,194             | 1,254             | n.a.              | 618               | 662               | 663               | 659               | 688               | 729               | n.a.              |
| 30                                   | Furniture and fixtures .....   | 271               | 302               | 296               | 289               | 297               | 317               | n.a.              | 234               | 254               | 246               | 243               | 264               | 299               | n.a.              |
| 31                                   | Stone, clay, and glass products .....                                  | 266               | 300               | 334               | 359               | 375               | 389               | n.a.              | 144               | 155               | 158               | 174               | 176               | 189               | n.a.              |
| 32                                   | Primary metal industries .....   | 1,075             | 1,127             | 1,165             | 1,172             | 1,235             | 1,258             | n.a.              | 370               | 402               | 410               | 455               | 457               | 455               | n.a.              |
| 33                                   | Fabricated metal products .....  | 696               | 751               | 773               | 782               | 811               | 834               | n.a.              | 571               | 628               | 709               | 733               | 733               | 801               | n.a.              |
| 34                                   | Industrial machinery and equipment .....                               | 967               | 1,036             | 1,086             | 1,112             | 1,173             | 1,241             | n.a.              | 537               | 565               | 585               | 564               | 582               | 610               | n.a.              |
| 35                                   | Electronic and other electric equipment .....                          | 759               | 814               | 847               | 866               | 875               | 878               | n.a.              | 536               | 632               | 628               | 615               | 624               | 646               | n.a.              |
| 36                                   | Motor vehicles and equipment .....                                     | 466               | 542               | 597               | 580               | 642               | 719               | n.a.              | 201               | 239               | 276               | 278               | 305               | 317               | n.a.              |
| 37                                   | Other transportation equipment .....                                   | 665               | 649               | 628               | 603               | 622               | 625               | n.a.              | 151               | 167               | 168               | 192               | 226               | 248               | n.a.              |
| 38                                   | Instruments and related products .....                                 | 109               | 110               | 113               | 116               | 121               | 125               | n.a.              | 153               | 151               | 153               | 158               | 159               | 165               | n.a.              |
| 39                                   | Miscellaneous manufacturing industries .....                           | 130               | 143               | 148               | 151               | 158               | 157               | n.a.              | 85                | 94                | 91                | 95                | 92                | 98                | n.a.              |
| 40                                   | Nondurable goods .....   | 5,595             | 5,712             | 5,761             | 5,717             | 5,873             | 5,958             | 5,964             | 3,080             | 3,260             | 3,312             | 3,305             | 3,436             | 3,558             | 3,718             |
| 41                                   | Food and kindred products .....  | 804               | 839               | 858               | 861               | 892               | 943               | n.a.              | 1,209             | 1,291             | 1,323             | 1,317             | 1,406             | 1,462             | n.a.              |
| 42                                   | Tobacco products .....   | 10                | 11                | 15                | (P)               | 19                | (P)               | n.a.              | (L)               | (L)               | (L)               | (L)               | (L)               | (L)               | n.a.              |
| 43                                   | Textile mill products .....  | 1,076             | 993               | 1,007             | 996               | 1,043             | 1,044             | n.a.              | 71                | 79                | 83                | 98                | 99                | 114               | n.a.              |
| 44                                   | Apparel and other textile products .....                               | 832               | 944               | 906               | 798               | 753               | 714               | n.a.              | 186               | 182               | 177               | 147               | 139               | 135               | n.a.              |
| 45                                   | Paper and allied products .....  | 1,087             | 1,090             | 1,089             | 1,121             | 1,165             | 1,164             | n.a.              | 593               | 603               | 607               | 616               | 636               | 648               | n.a.              |
| 46                                   | Printing and publishing .....  | 411               | 442               | 463               | 487               | 513               | 538               | n.a.              | 281               | 301               | 310               | 308               | 319               | 332               | n.a.              |
| 47                                   | Chemicals and allied products .....                                    | 629               | 657               | 684               | 703               | 736               | 773               | n.a.              | 232               | 248               | 266               | 278               | 287               | 297               | n.a.              |
| 48                                   | Petroleum and coal products .....                                      | 82                | 82                | 79                | 77                | 69                | 67                | n.a.              | 42                | 42                | 41                | 42                | 42                | 42                | n.a.              |
| 49                                   | Rubber and miscellaneous plastics products .....                       | 661               | 652               | 657               | 655               | 680               | 692               | n.a.              | 389               | 435               | 433               | 438               | 452               | 475               | n.a.              |
| 50                                   | Leather and leather products .....                                     | 1                 | 1                 | 2                 | (P)               | 1                 | (P)               | n.a.              | 78                | 79                | 73                | 61                | 58                | 54                | n.a.              |
| 51                                   | Transportation and public utilities .....                              | 3,546             | 3,738             | 3,863             | 3,973             | 4,088             | 4,235             | 4,398             | 2,303             | 2,446             | 2,657             | 2,767             | 2,913             | 3,087             | 3,179             |
| 52                                   | Railroad transportation .....  | 209               | 223               | 201               | 215               | 216               | 226               | n.a.              | 214               | 216               | 216               | 227               | 238               | 249               | n.a.              |
| 53                                   | Trucking and warehousing .....   | 1,009             | 1,113             | 1,158             | 1,189             | 1,270             | 1,338             | n.a.              | 924               | 1,021             | 1,110             | 1,122             | 1,221             | 1,322             | n.a.              |
| 54                                   | Water transportation .....   | (P)               | (P)               | (P)               | (P)               | 92                | 83                | n.a.              | 12                | 14                | 15                | 16                | 19                | 23                | n.a.              |
| 55                                   | Other transportation .....   | (P)               | (P)               | (P)               | (P)               | 405               | 437               | n.a.              | 188               | 227               | 255               | 284               | 294               | 325               | n.a.              |
| 56                                   | Communications .....   | 958               | 1,031             | 1,046             | 1,049             | 1,060             | 1,070             | n.a.              | 442               | 440               | 537               | 609               | 647               | 653               | n.a.              |
| 57                                   | Electric, gas, and sanitary services .....                             | 997               | 966               | 1,013             | 1,039             | 1,043             | 1,081             | n.a.              | 523               | 528               | 524               | 510               | 495               | 515               | n.a.              |
| 58                                   | Wholesale trade .....  | 2,831             | 3,009             | 3,255             | 3,426             | 3,620             | 3,832             | 4,148             | 1,435             | 1,516             | 1,631             | 1,652             | 1,741             | 1,878             | 1,988             |
| 59                                   | Retail trade .....   | 4,834             | 5,102             | 5,362             | 5,673             | 6,020             | 6,265             | 6,660             | 2,976             | 3,196             | 3,363             | 3,488             | 3,744             | 4,034             | 4,402             |
| 60                                   | Finance, insurance, and real estate .....                              | 2,662             | 2,800             | 2,918             | 3,149             | 3,493             | 3,769             | 4,154             | 1,335             | 1,371             | 1,432             | 1,516             | 1,667             | 1,812             | 1,946             |
| 61                                   | Depository and nondepository institutions .....                        | 978               | 1,001             | 1,018             | 1,111             | 1,205             | 1,343             | n.a.              | 444               | 463               | 475               | 496               | 552               | 616               | n.a.              |
| 62                                   | Other finance, insurance, and real estate .....                        | 1,684             | 1,799             | 1,900             | 2,038             | 2,288             | 2,426             | n.a.              | 891               | 908               | 958               | 1,020             | 1,115             | 1,196             | n.a.              |
| 63                                   | Services .....   | 11,408            | 11,955            | 12,719            | 13,512            | 14,524            | 15,479            | 16,512            | 5,745             | 6,056             | 6,468             | 6,941             | 7,459             | 7,953             | 8,567             |
| 64                                   | Hotels and other lodging places .....                                  | 193               | 195               | 208               | 217               | 223               | 239               | n.a.              | 133               | 135               | 143               | 147               | 152               | 161               | n.a.              |
| 65                                   | Personal services .....  | 464               | 475               | 483               | 498               | 523               | 542               | n.a.              | 285               | 279               | 277               | 282               | 298               | 313               | n.a.              |
| 66                                   | Private households .....   | 150               | 155               | 166               | 167               | 167               | 193               | n.a.              | 64                | 66                | 71                | 72                | 72                | 83                | n.a.              |
| 67                                   | Business services .....  | 1,564             | 1,721             | 1,845             | 2,054             | 2,384             | 2,745             | n.a.              | 825               | 912               | 1,000             | 1,058             | 1,230             | 1,376             | n.a.              |
| 68                                   | Auto repair, services, and parking .....                               | 379               | 422               | 443               | 462               | 485               | 535               | n.a.              | 235               | 255               | 267               | 274               | 283               | 311               | n.a.              |
| 69                                   | Miscellaneous repair services .....                                    | 229               | 226               | 243               | 252               | 266               | 293               | n.a.              | 111               | 115               | 128               | 132               | 130               | 138               | n.a.              |
| 70                                   | Amusement and recreation services .....                                | 205               | 203               | 214               | 201               | 212               | 236               | n.a.              | 105               | 105               | 116               | 122               | 127               | 137               | n.a.              |
| 71                                   | Motion pictures .....  | 69                | 61                | 68                | 63                | 64                | 65                | n.a.              | 49                | 45                | 42                | 50                | 49                | 56                | n.a.              |
| 72                                   | Health services .....  | 4,283             | 4,563             | 4,868             | 5,278             | 5,600             | 5,730             | n.a.              | 2,570             | 2,708             | 2,853             | 3,096             | 3,279             | 3,413             | n.a.              |
| 73                                   |  |                   |                   |                   |                   |                   |                   |                   |                   |                   |                   |                   |                   |                   |                   |



and Earnings by Industry<sup>1</sup>, 1993-99-Continued

[of dollars]

| Florida           |                   |                   |                   |                   |                   |                   |                   |                   | Georgia           |                   |                   |                   |                   |                   |                   |                   |                   | Kentucky          |                   |                   |      |    |  |  |  |  | Line |
|-------------------|-------------------|-------------------|-------------------|-------------------|-------------------|-------------------|-------------------|-------------------|-------------------|-------------------|-------------------|-------------------|-------------------|-------------------|-------------------|-------------------|-------------------|-------------------|-------------------|-------------------|------|----|--|--|--|--|------|
| 1993 <sup>r</sup> | 1994 <sup>r</sup> | 1995 <sup>r</sup> | 1996 <sup>r</sup> | 1997 <sup>r</sup> | 1998 <sup>r</sup> | 1999 <sup>p</sup> | 1993 <sup>r</sup> | 1994 <sup>r</sup> | 1995 <sup>r</sup> | 1996 <sup>r</sup> | 1997 <sup>r</sup> | 1998 <sup>r</sup> | 1999 <sup>p</sup> | 1993 <sup>r</sup> | 1994 <sup>r</sup> | 1995 <sup>r</sup> | 1996 <sup>r</sup> | 1997 <sup>r</sup> | 1998 <sup>r</sup> | 1999 <sup>p</sup> |      |    |  |  |  |  |      |
| 296,927           | 311,909           | 333,525           | 355,136           | 376,559           | 400,209           | 423,460           | 138,771           | 149,165           | 159,800           | 172,935           | 184,113           | 197,319           | 211,823           | 67,559            | 70,781            | 74,080            | 78,221            | 83,181            | 87,274            | 91,735            | 1    |    |  |  |  |  |      |
| 13,714            | 13,962            | 14,185            | 14,427            | 14,683            | 14,908            | 15,111            | 6,894             | 7,046             | 7,189             | 7,332             | 7,486             | 7,637             | 7,788             | 3,792             | 3,823             | 3,855             | 3,881             | 3,908             | 3,934             | 3,961             | 2    |    |  |  |  |  |      |
| 21,652            | 22,340            | 23,512            | 24,616            | 25,645            | 26,845            | 28,023            | 20,129            | 21,170            | 22,230            | 23,586            | 24,594            | 25,839            | 27,198            | 17,815            | 18,514            | 19,215            | 20,155            | 21,286            | 22,183            | 23,161            | 3    |    |  |  |  |  |      |
| 182,048           | 190,871           | 202,726           | 215,167           | 229,760           | 248,372           | 265,637           | 105,345           | 112,808           | 120,919           | 130,414           | 139,936           | 151,756           | 164,407           | 47,890            | 50,078            | 51,781            | 54,446            | 57,973            | 61,248            | 64,824            | 4    |    |  |  |  |  |      |
| 11,346            | 12,200            | 13,021            | 13,646            | 14,520            | 15,506            | 16,425            | 6,585             | 6,058             | 6,585             | 7,118             | 7,594             | 8,149             | 8,770             | 2,822             | 3,045             | 3,222             | 3,352             | 3,557             | 3,723             | 3,934             | 5    |    |  |  |  |  |      |
| 723               | 754               | 782               | 807               | 848               | 897               | 955               | -155              | -195              | -240              | -293              | -333              | -432              | -519              | -352              | -440              | -491              | -596              | -671              | -851              | -721              | 6    |    |  |  |  |  |      |
| 171,425           | 179,426           | 190,487           | 202,328           | 216,088           | 233,763           | 250,167           | 99,132            | 106,028           | 113,561           | 122,527           | 131,454           | 142,555           | 154,449           | 44,516            | 46,593            | 48,668            | 50,499            | 53,745            | 56,875            | 60,169            | 7    |    |  |  |  |  |      |
| 77,661            | 81,453            | 88,225            | 94,832            | 99,522            | 103,922           | 108,229           | 22,002            | 24,272            | 26,066            | 28,749            | 30,528            | 32,030            | 33,613            | 11,286            | 11,947            | 12,870            | 13,816            | 14,662            | 15,335            | 15,990            | 8    |    |  |  |  |  |      |
| 47,841            | 51,030            | 54,813            | 57,976            | 60,948            | 62,523            | 65,064            | 17,637            | 18,866            | 20,174            | 21,660            | 22,131            | 22,734            | 23,762            | 11,757            | 12,242            | 13,141            | 13,906            | 14,774            | 15,064            | 15,576            | 9    |    |  |  |  |  |      |
| 141,875           | 149,517           | 159,122           | 169,572           | 181,755           | 197,864           | 211,752           | 81,593            | 87,240            | 94,397            | 101,962           | 109,984           | 120,211           | 130,540           | 36,205            | 38,309            | 40,508            | 42,679            | 45,566            | 48,435            | 51,646            | 10   |    |  |  |  |  |      |
| 21,853            | 23,473            | 23,423            | 24,521            | 25,244            | 26,124            | 27,095            | 12,939            | 13,800            | 13,796            | 14,053            | 14,524            | 15,165            | 15,962            | 6,287             | 6,582             | 6,443             | 6,392             | 6,612             | 6,779             | 7,082             | 11   |    |  |  |  |  |      |
| 18,320            | 17,890            | 20,181            | 21,871            | 22,761            | 24,366            | 26,790            | 10,813            | 11,767            | 12,726            | 14,398            | 15,428            | 16,381            | 17,905            | 5,197             | 5,187             | 4,831             | 5,375             | 5,795             | 6,034             | 6,007             | 12   |    |  |  |  |  |      |
| 1,779             | 1,413             | 1,399             | 1,144             | 1,274             | 1,565             | 2,129             | 1,204             | 1,668             | 1,457             | 1,565             | 1,540             | 1,501             | 1,363             | 858               | 892               | 771               | 829               | 888               | 865               | 815               | 13   |    |  |  |  |  |      |
| 16,541            | 16,467            | 18,781            | 19,929            | 21,487            | 22,801            | 24,661            | 9,609             | 10,099            | 11,268            | 12,833            | 13,888            | 14,880            | 16,542            | 4,339             | 4,296             | 4,360             | 4,546             | 4,907             | 5,170             | 5,482             | 14   |    |  |  |  |  |      |
| 2,606             | 2,225             | 2,256             | 1,979             | 2,169             | 2,493             | 3,109             | 1,427             | 1,890             | 1,697             | 1,802             | 1,803             | 1,774             | 1,659             | 1,038             | 1,063             | 652               | 1,006             | 1,066             | 1,066             | 833               | 15   |    |  |  |  |  |      |
| 179,442           | 188,645           | 200,470           | 213,189           | 227,591           | 245,880           | 262,529           | 103,918           | 110,918           | 119,221           | 128,611           | 138,133           | 149,982           | 162,748           | 46,652            | 49,016            | 51,129            | 53,440            | 56,907            | 60,182            | 63,991            | 16   |    |  |  |  |  |      |
| 145,073           | 153,110           | 163,698           | 174,680           | 187,295           | 203,745           | 219,282           | 84,263            | 90,319            | 97,850            | 106,302           | 114,775           | 125,403           | 137,228           | 37,263            | 39,324            | 41,097            | 43,015            | 46,149            | 49,131            | 52,102            | 17   |    |  |  |  |  |      |
| 1,980             | 1,975             | 2,002             | 2,134             | 2,304             | 2,507             | 2,722             | 546               | 573               | 647               | 692               | 773               | 868               | 976               | 338               | 319               | 341               | 343               | 380               | 419               | 471               | 18   |    |  |  |  |  |      |
| 1,857             | 1,842             | 1,896             | 2,040             | 2,194             | 2,393             | n.a.              | 487               | 503               | 581               | 636               | 708               | 792               | n.a.              | 334               | 314               | 337               | 341               | 377               | 415               | n.a.              | 19   |    |  |  |  |  |      |
| 123               | 133               | 106               | 94                | 109               | 115               | n.a.              | 58                | 71                | 66                | 56                | 66                | 76                | n.a.              | 3                 | 5                 | 4                 | 2                 | 3                 | 4                 | n.a.              | 20   |    |  |  |  |  |      |
| 333               | 333               | 354               | 393               | 357               | 386               | 347               | 310               | 329               | 352               | 354               | 374               | 402               | 417               | 1,427             | 1,436             | 1,323             | 1,281             | 1,317             | 1,348             | 1,238             | 21   |    |  |  |  |  |      |
| (D)               | 8                 | 7                 | 8                 | 11                | (D)               | n.a.              | (D)               | (D)               | (D)               | (D)               | (D)               | (D)               | (D)               | (D)               | (D)               | (D)               | (D)               | (D)               | (D)               | (D)               | n.a. | 22 |  |  |  |  |      |
| (D)               | 8                 | 7                 | 8                 | 11                | (D)               | n.a.              | (D)               | (D)               | (D)               | (D)               | (D)               | (D)               | (D)               | (D)               | (D)               | (D)               | (D)               | (D)               | (D)               | (D)               | n.a. | 23 |  |  |  |  |      |
| 69                | 67                | 56                | 69                | 69                | 71                | n.a.              | 7                 | 6                 | 4                 | 5                 | 6                 | 6                 | n.a.              | 1,268             | 1,267             | 1,154             | 1,108             | 1,120             | 1,146             | n.a.              | 24   |    |  |  |  |  |      |
| 243               | 241               | 266               | 277               | 259               | 285               | n.a.              | 301               | 321               | 337               | 341               | 359               | 385               | n.a.              | 84                | 94                | 67                | 68                | 84                | 101               | 113               | n.a. | 25 |  |  |  |  |      |
| 10,428            | 11,027            | 11,761            | 12,812            | 13,508            | 14,766            | 15,626            | 5,266             | 5,902             | 6,521             | 7,265             | 7,685             | 8,582             | 9,739             | 2,684             | 2,875             | 2,878             | 3,077             | 3,379             | 3,595             | 3,833             | 26   |    |  |  |  |  |      |
| 17,372            | 17,934            | 18,049            | 18,637            | 19,432            | 20,490            | 20,603            | 17,882            | 19,306            | 20,364            | 21,009            | 22,169            | 23,645            | 24,977            | 10,275            | 10,975            | 11,425            | 11,589            | 12,394            | 12,938            | 13,481            | 27   |    |  |  |  |  |      |
| 10,783            | 11,128            | 11,200            | 11,687            | 12,243            | 12,937            | 13,633            | 7,598             | 8,457             | 9,189             | 9,539             | 10,653            | 11,094            | 11,673            | 5,985             | 6,490             | 6,854             | 6,946             | 7,567             | 8,071             | 8,518             | 28   |    |  |  |  |  |      |
| 557               | 607               | 641               | 701               | 722               | 776               | n.a.              | 1,119             | 1,416             | 1,592             | 1,623             | 1,808             | n.a.              | n.a.              | 115               | 124               | 132               | 136               | 151               | 169               | n.a.              | 29   |    |  |  |  |  |      |
| 330               | 339               | 333               | 354               | 375               | 375               | n.a.              | 243               | 264               | 277               | 313               | 325               | 370               | n.a.              | 115               | 124               | 132               | 136               | 151               | 169               | n.a.              | 30   |    |  |  |  |  |      |
| 666               | 724               | 760               | 833               | 864               | 928               | n.a.              | 599               | 638               | 707               | 744               | 809               | 862               | n.a.              | 352               | 373               | 385               | 392               | 413               | 436               | n.a.              | 31   |    |  |  |  |  |      |
| 188               | 206               | 219               | 238               | 256               | 279               | n.a.              | 616               | 631               | 626               | 671               | 705               | 748               | n.a.              | 791               | 792               | 795               | 831               | 879               | 917               | n.a.              | 32   |    |  |  |  |  |      |
| 947               | 997               | 1,010             | 1,058             | 1,103             | 1,165             | n.a.              | 660               | 734               | 776               | 799               | 847               | 968               | n.a.              | 663               | 713               | 734               | 772               | 853               | 918               | n.a.              | 33   |    |  |  |  |  |      |
| 1,631             | 1,713             | 1,583             | 1,563             | 1,529             | 1,620             | n.a.              | 981               | 1,138             | 1,212             | 1,296             | 1,415             | 1,493             | n.a.              | 1,125             | 1,196             | 1,216             | 1,236             | 1,413             | 1,543             | n.a.              | 34   |    |  |  |  |  |      |
| 2,596             | 2,697             | 2,733             | 2,780             | 2,988             | 3,090             | n.a.              | 1,146             | 1,270             | 1,335             | 1,378             | 1,458             | 1,491             | n.a.              | 1,049             | 1,146             | 1,078             | 1,047             | 1,068             | 1,065             | n.a.              | 35   |    |  |  |  |  |      |
| 238               | 239               | 272               | 268               | 288               | 298               | n.a.              | 1,676             | 1,684             | 1,776             | 1,965             | 1,919             | 977               | n.a.              | 1,225             | 1,129             | 1,660             | 1,633             | 1,911             | 2,077             | n.a.              | 36   |    |  |  |  |  |      |
| 2,079             | 1,989             | 2,012             | 2,061             | 2,184             | 2,287             | n.a.              | 1,126             | 1,195             | 1,232             | 1,307             | 1,394             | 1,655             | n.a.              | 101               | 110               | 163               | 166               | 185               | 188               | n.a.              | 37   |    |  |  |  |  |      |
| 1,297             | 1,339             | 1,351             | 1,512             | 1,607             | 1,768             | n.a.              | 375               | 424               | 427               | 431               | 442               | 470               | n.a.              | 109               | 111               | 125               | 127               | 147               | 150               | n.a.              | 38   |    |  |  |  |  |      |
| 253               | 278               | 287               | 318               | 327               | 319               | n.a.              | 178               | 210               | 218               | 231               | 243               | 253               | n.a.              | 132               | 136               | 138               | 138               | 145               | 139               | n.a.              | 39   |    |  |  |  |  |      |
| 6,588             | 6,806             | 6,849             | 6,950             | 7,189             | 7,553             | 7,670             | 10,285            | 10,849            | 11,176            | 11,470            | 11,959            | 12,551            | 13,304            | 4,290             | 4,485             | 4,643             | 4,643             | 4,827             | 4,867             | 4,967             | 40   |    |  |  |  |  |      |
| 1,467             | 1,484             | 1,430             | 1,465             | 1,495             | 1,554             | n.a.              | 2,028             | 2,112             | 2,112             | 2,318             | 2,420             | 2,693             | n.a.              | 701               | 749               | 764               | 813               | 885               | 920               | n.a.              | 41   |    |  |  |  |  |      |
| 32                | 32                | 50                | 59                | 86                | 86                | n.a.              | 1,83              | 180               | 220               | 231               | 254               | (D)               | n.a.              | 262               | 269               | 267               | 269               | 253               | 256               | n.a.              | 42   |    |  |  |  |  |      |
| 103               | 103               | 111               | 120               | 126               | 128               | n.a.              | 2,821             | 3,003             | 3,059             | 3,090             | 3,191             | 3,296             | n.a.              | 205               | 194               | 184               | 188               | 186               | 125               | n.a.              | 43   |    |  |  |  |  |      |
| 596               | 590               | 544               | 535               | 521               | 522               | n.a.              | 926               | 918               | 845               | 733               | 664               | 622               | n.a.              | 540               | 571               | 570               | 532               | 556               | 533               | n.a.              | 44   |    |  |  |  |  |      |
| 603               | 620               | 627               | 631               | 657               | 644               | n.a.              | 1,430             | 1,470             | 1,518             | 1,545             | 1,629             | 1,678             | n.a.              | 383               | 413               | 425               | 451               | 477               | 506               | n.a.              | 45   |    |  |  |  |  |      |
| 2,032             | 2,138             | 2,180             | 2,245             | 2,325             | 2,477             | n.a.              | 1,336             | 1,484             | 1,629             | 1,644             | 1,767             | 1,827             | n.a.              | 601               | 632               | 666               | 694               | 734               | 767               | n.a.              | 46   |    |  |  |  |  |      |
| 1,063             | 1,109             | 1,164             | 1,096             | 1,171             | 1,295             | n.a.              | 1,336             | 1,484             | 1,629             | 1,644             | 1,767             | 1,827             | n.a.              | 601               | 632               | 666               | 694               | 734               | 767               | n.a.              | 47   |    |  |  |  |  |      |
| 80                | 79                | 67                | 89                | 95                | 98                | n.a.              | 38                | 35                | 33                | 37                | 39                | 43                | n.a.              | 739               | 792               | 821               | 844               | 879               | 901               | n.a.              | 48   |    |  |  |  |  |      |
| 568               | 604               | 623               | 661               | 674               | 692               | n.a.              | 565               | 642               | 687               | 792               | 854               | 915               | n.a.              | 558               | 580               | 609               | 616               | 621               | 655               | n.a.              | 49   |    |  |  |  |  |      |
| 46                | 47                | 53                | 68                | 66                | 57                | n.a.              | 27                | 27                | 29                | 20                | 14                | (D)               | n.a.              | 32                | 27                | 29                | 25                | 23                | n.a.              | 50                |      |    |  |  |  |  |      |
| 11,973            | 12,596            | 13,170            | 13,736            | 14,552            | 15,502            | 16,472            | 9,930             | 10,689            | 11,399            | 12,456            | 13,427            | 14,366            | 15,504            | 3,322             | 3,577             | 3,703             | 3,924             | 4,203             | 4,655             | 4,758             | 51   |    |  |  |  |  |      |
| 408               | 424               | 450               | 455               | 449               | 470               | n.a.              | 391               | 400               | 384               | 398               | 398               | (D)               | n.a.              | 254               | 248               | 245               |                   |                   |                   |                   |      |    |  |  |  |  |      |

Table 5.—Personal Income by Major Source

[Millions]

| Line                                 | Item  | Louisiana         |                   |                   |                   |                   |                   |                   | Mississippi       |                   |                   |                   |                   |                   |                   |
|--------------------------------------|---|-------------------|-------------------|-------------------|-------------------|-------------------|-------------------|-------------------|-------------------|-------------------|-------------------|-------------------|-------------------|-------------------|-------------------|
|                                      |   | 1993 <sup>r</sup> | 1994 <sup>r</sup> | 1995 <sup>r</sup> | 1996 <sup>r</sup> | 1997 <sup>r</sup> | 1998 <sup>r</sup> | 1999 <sup>r</sup> | 1993 <sup>r</sup> | 1994 <sup>r</sup> | 1995 <sup>r</sup> | 1996 <sup>r</sup> | 1997 <sup>r</sup> | 1998 <sup>r</sup> | 1999 <sup>r</sup> |
| <b>Income by Place of Residence</b>  |   |                   |                   |                   |                   |                   |                   |                   |                   |                   |                   |                   |                   |                   |                   |
| 1                                    | Personal income (lines 4-9) .....                         | 75,911            | 80,872            | 84,573            | 87,879            | 92,486            | 96,878            | 99,646            | 40,768            | 44,077            | 46,242            | 48,898            | 51,557            | 54,410            | 56,773            |
| 2                                    | Population (thousands) .....                              | 4,285             | 4,307             | 4,328             | 4,339             | 4,351             | 4,363             | 4,372             | 2,636             | 2,663             | 2,691             | 2,710             | 2,732             | 2,751             | 2,769             |
| 3                                    | Per capita personal income (dollars) .....                | 17,717            | 18,779            | 19,541            | 20,254            | 21,254            | 22,206            | 22,792            | 15,468            | 16,549            | 17,185            | 18,044            | 18,873            | 19,776            | 20,506            |
| <b>Derivation of Personal Income</b> |   |                   |                   |                   |                   |                   |                   |                   |                   |                   |                   |                   |                   |                   |                   |
| 4                                    | Earnings by place of work (lines 10-14 or 15-85) .....    | 52,497            | 55,472            | 58,116            | 60,434            | 64,038            | 67,725            | 69,340            | 27,622            | 30,065            | 31,167            | 32,752            | 34,475            | 36,726            | 38,360            |
| 5                                    | Less: Personal contributions for social insurance .....   | 2,779             | 3,019             | 3,184             | 3,302             | 3,509             | 3,684             | 3,719             | 1,717             | 1,897             | 2,012             | 2,076             | 2,186             | 2,305             | 2,400             |
| 6                                    | Plus: Adjustment for residence .....                      | -109              | -120              | -137              | -143              | -146              | -142              | -112              | 830               | 863               | 939               | 987               | 1,117             | 1,267             | 1,333             |
| 7                                    | Equals: Net earnings by place of residence .....          | 49,609            | 52,333            | 54,795            | 56,989            | 60,384            | 63,899            | 65,509            | 26,735            | 29,031            | 30,094            | 31,663            | 33,406            | 35,688            | 37,293            |
| 8                                    | Plus: Dividends, interest, and rent .....                 | 11,991            | 12,797            | 13,832            | 14,595            | 15,328            | 16,014            | 16,665            | 6,178             | 6,714             | 7,062             | 7,538             | 8,004             | 8,415             | 8,796             |
| 9                                    | Plus: Transfer payments .....                             | 14,311            | 15,741            | 15,946            | 16,294            | 16,774            | 16,965            | 17,472            | 7,855             | 8,332             | 9,086             | 9,696             | 10,147            | 10,307            | 10,685            |
| <b>Earnings by Place of Work</b>     |   |                   |                   |                   |                   |                   |                   |                   |                   |                   |                   |                   |                   |                   |                   |
| Components of earnings:              |   |                   |                   |                   |                   |                   |                   |                   |                   |                   |                   |                   |                   |                   |                   |
| 10                                   | Wage and salary disbursements .....                       | 39,326            | 41,645            | 44,122            | 46,177            | 49,382            | 52,729            | 53,706            | 20,877            | 22,756            | 24,006            | 25,139            | 26,657            | 28,591            | 30,054            |
| 11                                   | Other labor income .....                                  | 6,720             | 7,189             | 7,171             | 7,014             | 7,142             | 7,327             | 7,303             | 3,547             | 3,812             | 3,730             | 3,776             | 3,873             | 4,012             | 4,128             |
| 12                                   | Proprietors' income .....                                 | 6,451             | 6,637             | 6,823             | 7,242             | 7,514             | 7,669             | 8,331             | 3,198             | 3,496             | 3,432             | 3,837             | 3,945             | 4,124             | 4,178             |
| 13                                   | Farm .....  | 303               | 392               | 438               | 591               | 403               | 196               | 464               | 277               | 533               | 431               | 768               | 660               | 657               | 539               |
| 14                                   | Nonfarm .....   | 6,148             | 6,245             | 6,386             | 6,652             | 7,111             | 7,473             | 7,868             | 2,922             | 2,963             | 3,001             | 3,069             | 3,285             | 3,467             | 3,639             |
| <b>Earnings by Industry</b>          |   |                   |                   |                   |                   |                   |                   |                   |                   |                   |                   |                   |                   |                   |                   |
| 15                                   | Farm .....  | 478               | 547               | 576               | 747               | 574               | 381               | 665               | 464               | 697               | 573               | 925               | 828               | 840               | 741               |
| 16                                   | Nonfarm .....   | 52,019            | 54,924            | 57,540            | 59,687            | 63,465            | 67,344            | 68,675            | 27,158            | 29,368            | 30,594            | 31,823            | 33,647            | 35,887            | 37,620            |
| 17                                   | Private .....   | 41,398            | 43,906            | 46,095            | 48,026            | 51,362            | 54,665            | 55,849            | 21,050            | 22,887            | 23,770            | 24,743            | 26,297            | 28,137            | 29,449            |
| 18                                   | Agricultural services, forestry, fishing, and other ..... | 323               | 294               | 305               | 303               | 335               | 360               | 419               | 203               | 202               | 198               | 196               | 220               | 248               | 295               |
| 19                                   | Agricultural services .....                               | 214               | 202               | 213               | 226               | 246               | 265               | n.a.              | 169               | 164               | 165               | 167               | 184               | 205               | n.a.              |
| 20                                   | Forestry, fishing, and other .....                        | 109               | 91                | 92                | 76                | 89                | 95                | n.a.              | 33                | 39                | 32                | 30                | 36                | 43                | n.a.              |
| 21                                   | Mining .....  | 2,443             | 2,515             | 2,577             | 2,774             | 3,248             | 3,487             | 3,027             | 217               | 234               | 224               | 252               | 314               | 348               | 316               |
| 22                                   | Metal mining .....  | 18                | 22                | (D)               | (D)               | (D)               | 41                | n.a.              | (D)               | (L)               | (L)               | (L)               | (L)               | (L)               | n.a.              |
| 23                                   | Coal mining .....   | 14                | 11                | (D)               | (D)               | (D)               | 16                | n.a.              | (D)               | 2                 | 7                 | 5                 | 6                 | (D)               | n.a.              |
| 24                                   | Oil and gas extraction .....                              | 2,336             | 2,396             | 2,434             | 2,624             | 3,104             | 3,319             | n.a.              | 198               | 213               | 198               | 227               | 288               | 318               | n.a.              |
| 25                                   | Nonmetallic minerals, except fuels .....                  | 75                | 87                | 93                | 109               | 107               | 111               | n.a.              | 18                | 19                | 20                | 20                | 20                | (D)               | n.a.              |
| 26                                   | Construction .....  | 3,438             | 3,721             | 3,858             | 4,278             | 4,596             | 5,227             | 5,153             | 1,489             | 1,671             | 1,707             | 1,892             | 2,036             | 2,301             | 2,326             |
| 27                                   | Manufacturing .....                                       | 7,616             | 8,190             | 8,480             | 8,390             | 8,840             | 9,191             | 9,313             | 6,654             | 7,073             | 7,092             | 6,961             | 7,170             | 7,610             | 7,827             |
| 28                                   | Durable goods .....                                       | 2,837             | 3,161             | 3,336             | 3,234             | 3,556             | 3,817             | 3,817             | 4,024             | 4,372             | 4,401             | 4,343             | 4,497             | 4,873             | 5,022             |
| 29                                   | Lumber and wood products .....                            | 486               | 514               | 500               | 488               | 515               | 533               | n.a.              | 714               | 780               | 817               | 815               | 853               | 890               | n.a.              |
| 30                                   | Furniture and fixtures .....                              | 18                | 23                | 23                | 19                | 20                | 22                | n.a.              | 651               | 698               | 666               | 656               | 697               | 738               | n.a.              |
| 31                                   | Stone, clay, and glass products .....                     | 168               | 182               | 192               | 208               | 216               | 228               | n.a.              | 158               | 169               | 174               | 181               | 186               | 198               | n.a.              |
| 32                                   | Primary metal industries .....                            | 103               | 101               | 111               | 126               | 132               | 136               | n.a.              | 127               | 140               | 146               | 156               | 174               | 187               | n.a.              |
| 33                                   | Fabricated metal products .....                           | 446               | 436               | 440               | 494               | 550               | 566               | n.a.              | 372               | 418               | 429               | 437               | 441               | 464               | n.a.              |
| 34                                   | Industrial machinery and equipment .....                  | 454               | 497               | 551               | 602               | 721               | 812               | n.a.              | 444               | 508               | 538               | 571               | 608               | 659               | n.a.              |
| 35                                   | Electronic and other electric equipment .....             | 229               | 242               | 241               | 235               | 237               | 240               | n.a.              | 624               | 694               | 692               | 682               | 696               | 692               | n.a.              |
| 36                                   | Motor vehicles and equipment .....                        | 239               | 385               | 448               | 198               | 185               | (D)               | n.a.              | 142               | 169               | 173               | 163               | 187               | 211               | n.a.              |
| 37                                   | Other transportation equipment .....                      | 604               | 684               | 726               | 737               | 844               | (D)               | n.a.              | 644               | 643               | 617               | 545               | 517               | 689               | n.a.              |
| 38                                   | Instruments and related products .....                    | 42                | 46                | 47                | 60                | 64                | 74                | n.a.              | 63                | 64                | 58                | 48                | 46                | 47                | n.a.              |
| 39                                   | Miscellaneous manufacturing industries .....              | 48                | 53                | 58                | 65                | 73                | 76                | n.a.              | 85                | 90                | 91                | 89                | 92                | 99                | n.a.              |
| 40                                   | Nondurable goods .....                                    | 4,779             | 5,029             | 5,143             | 5,157             | 5,284             | 5,374             | 5,496             | 2,629             | 2,701             | 2,690             | 2,618             | 2,673             | 2,736             | 2,805             |
| 41                                   | Food and kindred products .....                           | 512               | 546               | 540               | 565               | 592               | 596               | n.a.              | 597               | 625               | 638               | 627               | 632               | 648               | n.a.              |
| 42                                   | Tobacco products .....                                    | (L)               | 1                 | (L)               | (L)               | (D)               | (D)               | n.a.              | (L)               | (L)               | (L)               | (L)               | (L)               | (L)               | n.a.              |
| 43                                   | Textile mill products .....                               | 98                | 112               | 105               | 103               | 91                | 62                | n.a.              | 144               | 136               | 132               | 110               | 130               | 132               | n.a.              |
| 44                                   | Apparel and other textile products .....                  | 170               | 168               | 162               | 144               | 132               | 110               | n.a.              | 520               | 505               | 471               | 419               | 407               | 380               | n.a.              |
| 45                                   | Paper and allied products .....                           | 550               | 566               | 590               | 598               | 608               | 617               | n.a.              | 384               | 393               | 403               | 434               | 444               | 445               | n.a.              |
| 46                                   | Printing and publishing .....                             | 261               | 281               | 280               | 285               | 288               | 299               | n.a.              | 191               | 205               | 206               | 211               | 222               | 238               | n.a.              |
| 47                                   | Chemicals and allied products .....                       | 2,255             | 2,358             | 2,589             | 2,590             | 2,645             | 2,714             | n.a.              | 281               | 299               | 310               | 316               | 332               | 357               | n.a.              |
| 48                                   | Petroleum and coal products .....                         | 802               | 860               | 723               | 708               | 749               | 792               | n.a.              | 140               | 142               | 134               | 129               | 136               | 148               | n.a.              |
| 49                                   | Rubber and miscellaneous plastics products .....          | 130               | 136               | 152               | 161               | 177               | 183               | n.a.              | 364               | 389               | 391               | 365               | 363               | 383               | n.a.              |
| 50                                   | Leather and leather products .....                        | (L)               | 1                 | 2                 | 1                 | (D)               | (D)               | n.a.              | 7                 | 8                 | 7                 | 6                 | 6                 | 4                 | n.a.              |
| 51                                   | Transportation and public utilities .....                 | 4,179             | 4,375             | 4,457             | 4,567             | 4,876             | 5,139             | 5,143             | 1,821             | 1,958             | 2,022             | 2,094             | 2,215             | 2,291             | 2,301             |
| 52                                   | Railroad transportation .....                             | 189               | 198               | 201               | 206               | 213               | 222               | n.a.              | 99                | 99                | 104               | 107               | 108               | (D)               | n.a.              |
| 53                                   | Trucking and warehousing .....                            | 753               | 800               | 838               | 847               | 920               | 981               | n.a.              | 569               | 643               | 698               | 709               | 769               | 819               | n.a.              |
| 54                                   | Water transportation .....                                | 792               | 856               | 857               | 898               | 1,046             | 1,158             | n.a.              | 64                | 76                | 81                | 85                | (D)               | 85                | n.a.              |
| 55                                   | Other transportation .....                                | 649               | 669               | 661               | 699               | 740               | 796               | n.a.              | 209               | 230               | 245               | 266               | (D)               | (D)               | n.a.              |
| 56                                   | Communications .....                                      | 768               | 799               | 856               | 909               | 950               | 954               | n.a.              | 411               | 433               | 433               | 463               | 534               | 510               | n.a.              |
| 57                                   | Electric, gas, and sanitary services .....                | 1,027             | 1,054             | 1,044             | 1,007             | 1,009             | 1,029             | n.a.              | 469               | 477               | 462               | 462               | 456               | 488               | n.a.              |
| 58                                   | Wholesale trade .....                                     | 2,779             | 2,940             | 3,119             | 3,257             | 3,490             | 3,751             | 3,833             | 1,281             | 1,378             | 1,426             | 1,475             | 1,572             | 1,736             | 1,810             |
| 59                                   | Retail trade .....  | 4,707             | 5,008             | 5,360             | 5,463             | 5,732             | 6,074             | 6,339             | 2,695             | 2,999             | 3,160             | 3,364             | 3,570             | 3,852             |                   |
| 60                                   | Finance, insurance, and real estate .....                 | 2,659             | 2,730             | 2,937             | 3,110             | 3,379             | 3,656             | 3,817             | 1,243             | 1,304             | 1,379             | 1,425             | 1,534             | 1,667             | 1,781             |
| 61                                   | Depository and nondepository institutions .....           | 909               | 991               | 1,034             | 1,068             | 1,169             | 1,267             | n.a.              | 522               | 549               | 564               | 600               | 647               | 707               | n.a.              |
| 62                                   | Other finance, insurance, and real estate .....           | 1,750             | 1,740             | 1,902             | 2,043             | 2,209             | 2,389             | n.a.              | 721               | 755               | 815               | 825               | 887               | 960               | n.a.              |
| 63                                   | Services .....  | 13,254            | 14,133            | 15,002            | 15,883            | 16,865            | 17,779            | 18,805            | 5,448             | 6,218             | 6,724             | 7,288             | 7,872             | 8,366             | 8,939             |
| 64                                   | Hotels and other lodging places .....                     | 375               | 434               | 494               | 547               | 559               | 605               | n.a.              | 144               | 299               | 407               | 499               | 539               | 647               | n.a.              |
| 65                                   | Personal services .....                                   | 437               | 460               | 501               | 526               | 597               | 655               | n.a.              | 235               | 248               | 254               | 257               | 278               | 291               | n.a.              |
| 66                                   | Private households .....                                  | 190               | 196               | 209               | 210               | 209               | 241               | n.a.              | 112               | 116               | 125               | 126               | 126               | 146               | n.a.              |
| 67                                   | Business services .....                                   | 1,748             | 1,855             | 1,932             | 2,161             | 2,484             | 2,728             | n.a.              | 582               | 647               | 693               | 771               | 912               | 992               | n.a.              |
| 68                                   | Auto repair, services, and parking .....                  | 343               | 368               | 389               | 411               | 453               | 510               | n.a.              | 212               | 230               | 238               | 242               | 255               | 284               | n.a.              |
| 69                                   | Miscellaneous repair services .....                       | 253               | 254               | 277               | 301               | 298               | 332               | n.a.              | 174               | 148               | 168               | 174               | 173               | 181               | n.a.              |
| 70                                   | Amusement and recreation services .....                   | 318               | 612               | 983               | 1,117             | 1,120             | 1,225             | n.a.              | 349               | 573               | 535               | 546               | 559               | 568               | n.a.              |
| 71                                   | Motion pictures .....                                     | 70                | 61                | 65                | 82                | 76                | 78                | n.a.              | 36                | 36                | 44                | 35                | 29                | 32                | n.a.              |
| 72                                   | Health services .....                                     | 5,037             | 5,364             | 5,580             | 5,839             | 6,013             | 6,008             | n.a.              | 2,086             | 2,314             | 2,542             | 2,827             | 3,022             | 3,061             | n.a.              |
| 73                                   | Legal services .....                                      | 1,437             | 1,393             | 1,396             | 1,444             | 1,569             | 1,616             | n.a.              | 420               | 430               | 442               | 478               | 529               | 612               | n.a.              |
| 74                                   |   |                   |                   |                   |                   |                   |                   |                   |                   |                   |                   |                   |                   |                   |                   |

and Earnings by Industry <sup>1</sup>, 1993-99-Continued

[of dollars]

| North Carolina    |                   |                   |                   |                   |                   |                   | South Carolina    |                   |                   |                   |                   |                   |                   | Tennessee         |                   |                   |                   |                   |                   |                   | Line |    |
|-------------------|-------------------|-------------------|-------------------|-------------------|-------------------|-------------------|-------------------|-------------------|-------------------|-------------------|-------------------|-------------------|-------------------|-------------------|-------------------|-------------------|-------------------|-------------------|-------------------|-------------------|------|----|
| 1993 <sup>r</sup> | 1994 <sup>r</sup> | 1995 <sup>r</sup> | 1996 <sup>r</sup> | 1997 <sup>r</sup> | 1998 <sup>r</sup> | 1999 <sup>p</sup> | 1993 <sup>r</sup> | 1994 <sup>r</sup> | 1995 <sup>r</sup> | 1996 <sup>r</sup> | 1997 <sup>r</sup> | 1998 <sup>r</sup> | 1999 <sup>p</sup> | 1993 <sup>r</sup> | 1994 <sup>r</sup> | 1995 <sup>r</sup> | 1996 <sup>r</sup> | 1997 <sup>r</sup> | 1998 <sup>r</sup> | 1999 <sup>p</sup> |      |    |
| 139,239           | 147,793           | 157,634           | 167,638           | 179,845           | 190,009           | 200,601           | 64,711            | 68,511            | 72,050            | 76,287            | 81,169            | 85,898            | 91,300            | 100,394           | 106,855           | 114,260           | 119,287           | 126,096           | 132,756           | 140,275           | 1    |    |
| 6,947             | 7,061             | 7,185             | 7,308             | 7,429             | 7,546             | 7,651             | 3,635             | 3,666             | 3,700             | 3,739             | 3,790             | 3,840             | 3,886             | 5,086             | 5,163             | 5,241             | 5,314             | 5,378             | 5,433             | 5,484             | 2    |    |
| 20,042            | 20,931            | 21,938            | 22,940            | 24,210            | 25,181            | 26,220            | 17,805            | 18,686            | 19,473            | 20,403            | 21,416            | 22,372            | 23,496            | 19,741            | 20,696            | 21,800            | 22,450            | 23,445            | 24,437            | 25,581            | 3    |    |
| 102,719           | 108,925           | 115,043           | 121,409           | 130,483           | 138,538           | 147,659           | 46,361            | 48,526            | 50,842            | 53,331            | 56,735            | 60,400            | 64,636            | 74,342            | 79,588            | 84,702            | 87,890            | 93,281            | 98,605            | 104,648           | 4    |    |
| 6,205             | 6,708             | 7,181             | 7,524             | 8,081             | 8,559             | 9,113             | 2,783             | 2,974             | 3,171             | 3,281             | 3,486             | 3,683             | 3,910             | 4,415             | 4,826             | 5,181             | 5,366             | 5,595             | 5,974             | 6,267             | 5    |    |
| -539              | -601              | -678              | -742              | -827              | -821              | -894              | 570               | 654               | 753               | 862               | 997               | 1,054             | 1,140             | -363              | -636              | -715              | -662              | -811              | -1,012            | -1,074            | 6    |    |
| 95,975            | 101,616           | 107,184           | 113,143           | 121,574           | 129,159           | 137,661           | 44,149            | 46,206            | 48,423            | 50,912            | 54,246            | 57,772            | 61,866            | 69,365            | 74,127            | 78,806            | 81,862            | 86,775            | 91,619            | 97,307            | 7    |    |
| 24,049            | 26,288            | 28,250            | 30,570            | 32,941            | 34,719            | 35,581            | 10,816            | 11,811            | 12,431            | 13,375            | 14,222            | 14,860            | 15,505            | 15,105            | 16,158            | 17,316            | 18,395            | 19,424            | 20,598            | 21,606            | 8    |    |
| 19,215            | 19,888            | 22,199            | 23,925            | 25,330            | 26,131            | 27,359            | 9,746             | 10,494            | 11,196            | 12,000            | 12,702            | 13,266            | 13,929            | 15,925            | 16,570            | 18,138            | 19,030            | 19,897            | 20,540            | 21,363            | 9    |    |
| 79,433            | 84,473            | 90,251            | 95,853            | 103,596           | 111,444           | 119,720           | 36,693            | 38,465            | 40,695            | 42,628            | 45,543            | 48,864            | 52,357            | 56,365            | 60,458            | 64,554            | 67,568            | 72,123            | 76,826            | 81,312            | 10   |    |
| 12,319            | 12,985            | 12,744            | 13,018            | 13,465            | 13,881            | 14,483            | 5,875             | 6,095             | 6,590             | 5,922             | 6,058             | 6,274             | 6,623             | 8,748             | 9,550             | 9,678             | 9,931             | 9,378             | 9,122             | 9,429             | 11   |    |
| 10,967            | 11,467            | 12,049            | 12,538            | 13,422            | 13,213            | 13,456            | 3,793             | 3,966             | 4,596             | 4,781             | 5,134             | 5,263             | 5,656             | 9,229             | 9,581             | 10,470            | 11,391            | 12,193            | 12,658            | 13,907            | 12   |    |
| 2,262             | 2,494             | 2,294             | 2,361             | 2,577             | 1,712             | 1,194             | 226               | 364               | 251               | 316               | 327               | 182               | 132               | 323               | 431               | 233               | 128               | 133               | -42               | -76               | 13   |    |
| 8,704             | 8,974             | 9,755             | 9,977             | 10,845            | 11,502            | 12,262            | 3,568             | 3,602             | 4,005             | 4,466             | 4,807             | 5,081             | 5,524             | 8,946             | 9,149             | 10,237            | 11,263            | 12,060            | 12,700            | 13,983            | 14   |    |
| 2,617             | 2,847             | 2,683             | 2,953             | 2,984             | 2,175             | 1,713             | 325               | 463               | 358               | 422               | 446               | 306               | 267               | 508               | 553               | 365               | 259               | 268               | 111               | 92                | 15   |    |
| 100,101           | 106,078           | 112,360           | 118,456           | 127,499           | 136,364           | 145,946           | 46,036            | 48,063            | 50,483            | 52,909            | 56,289            | 60,094            | 64,370            | 73,834            | 79,035            | 84,337            | 87,631            | 93,013            | 98,495            | 104,557           | 16   |    |
| 80,567            | 85,778            | 91,307            | 96,425            | 104,298           | 111,801           | 119,989           | 35,698            | 37,706            | 40,160            | 42,253            | 45,132            | 48,300            | 51,662            | 62,451            | 66,852            | 71,834            | 74,725            | 80,087            | 85,134            | 90,557            | 17   |    |
| 584               | 574               | 628               | 709               | 815               | 918               | 1,050             | 267               | 262               | 298               | 307               | 341               | 392               | 420               | 351               | 347               | 370               | 372               | 414               | 460               | 509               | 18   |    |
| 533               | 515               | 578               | 670               | 767               | 865               | n.a.              | 53                | 25                | 56                | 49                | 51                | 59                | n.a.              | 343               | 338               | 363               | 378               | 412               | 454               | n.a.              | 19   |    |
| 61                | 59                | 50                | 39                | 48                | 53                | n.a.              | 214               | 208               | 242               | 258               | 290               | 333               | n.a.              | 7                 | 9                 | 7                 | -6                | 1                 | 6                 | n.a.              | 20   |    |
| 136               | 162               | 175               | 179               | 200               | 213               | 70                | 70                | 70                | 81                | 81                | 86                | 88                | n.a.              | 93                | 268               | 245               | 242               | 256               | 282               | 296               | 279  | 21 |
| 1                 | (L)               | 1                 | 1                 | (D)               | 1                 | 11                | 8                 | 9                 | 10                | 11                | 5                 | 5                 | (P)               | n.a.              | 35                | 36                | 39                | 38                | 32                | n.a.              | 22   |    |
| 7                 | 12                | 16                | 15                | 16                | 17                | n.a.              | 4                 | 4                 | 4                 | 5                 | 5                 | 6                 | n.a.              | 88                | 79                | 72                | 77                | 78                | 75                | n.a.              | 23   |    |
| 5                 | 5                 | 6                 | 6                 | 6                 | 6                 | n.a.              | 3                 | 4                 | 4                 | 6                 | 8                 | (P)               | n.a.              | 18                | 21                | 15                | 15                | 19                | 22                | n.a.              | 24   |    |
| 124               | 145               | 152               | 158               | 175               | 185               | n.a.              | 51                | 56                | 59                | 60                | 61                | 65                | n.a.              | 127               | 110               | 115               | 125               | 157               | 167               | n.a.              | 25   |    |
| 5,893             | 6,447             | 6,992             | 7,595             | 8,505             | 9,284             | 9,943             | 2,879             | 3,037             | 3,268             | 3,676             | 3,934             | 4,292             | 4,547             | 4,160             | 4,608             | 5,065             | 5,387             | 5,865             | 6,216             | 6,545             | 26   |    |
| 26,264            | 27,517            | 28,372            | 28,670            | 30,152            | 31,720            | 31,984            | 12,172            | 12,677            | 12,978            | 12,907            | 13,426            | 13,813            | 13,567            | 17,751            | 18,916            | 19,548            | 18,912            | 19,683            | 20,153            | 20,783            | 27   |    |
| 11,888            | 12,702            | 13,389            | 13,823            | 14,799            | 15,134            | 16,273            | 4,512             | 4,841             | 5,111             | 5,245             | 5,546             | 5,917             | 6,210             | 9,733             | 10,703            | 11,277            | 10,701            | 11,295            | 11,718            | 12,473            | 28   |    |
| 1,024             | 1,151             | 1,182             | 1,232             | 1,328             | 1,424             | 1,403             | 403               | 403               | 459               | 486               | 497               | n.a.              | 561               | 620               | 652               | 680               | 707               | 779               | n.a.              | 29                |      |    |
| 1,924             | 2,015             | 1,987             | 1,965             | 2,056             | 2,182             | n.a.              | 118               | 123               | 126               | 125               | 135               | 146               | n.a.              | 729               | 787               | 795               | 786               | 815               | 831               | n.a.              | 30   |    |
| 724               | 790               | 825               | 865               | 903               | 922               | n.a.              | 311               | 326               | 342               | 349               | 360               | 403               | n.a.              | 560               | 622               | 654               | 697               | 690               | 724               | n.a.              | 31   |    |
| 567               | 630               | 620               | 664               | 721               | 772               | n.a.              | 356               | 372               | 381               | 406               | 433               | 476               | n.a.              | 658               | 691               | 699               | 716               | 754               | 792               | n.a.              | 32   |    |
| 947               | 1,010             | 1,053             | 1,113             | 1,204             | 1,273             | n.a.              | 579               | 594               | 586               | 622               | 667               | 728               | n.a.              | 1,541             | 1,623             | 1,672             | 1,587             | 1,626             | 1,716             | n.a.              | 33   |    |
| 2,836             | 2,972             | 3,217             | 3,328             | 3,556             | 3,719             | n.a.              | 1,341             | 1,445             | 1,565             | 1,448             | 1,512             | 1,598             | n.a.              | 1,342             | 1,510             | 1,560             | 1,622             | 1,760             | 1,912             | n.a.              | 34   |    |
| 2,083             | 2,171             | 2,362             | 2,501             | 2,718             | 2,819             | n.a.              | 264               | 281               | 291               | 302               | 316               | 343               | n.a.              | 1,256             | 1,334             | 1,376             | 1,425             | 1,559             | 1,557             | n.a.              | 35   |    |
| 935               | 1,026             | 1,145             | 1,116             | 1,196             | 1,353             | n.a.              | 264               | 331               | 404               | 569               | 653               | 742               | n.a.              | 1,989             | 2,351             | 2,677             | 2,028             | 2,163             | 2,128             | n.a.              | 36   |    |
| 147               | 170               | 183               | 195               | 211               | 238               | n.a.              | 125               | 128               | 125               | 140               | 155               | 182               | n.a.              | 412               | 427               | 405               | 393               | 414               | 432               | n.a.              | 37   |    |
| 502               | 552               | 584               | 605               | 663               | 777               | n.a.              | 163               | 166               | 165               | 162               | 165               | 165               | n.a.              | 366               | 368               | 398               | 400               | 410               | 446               | n.a.              | 38   |    |
| 198               | 214               | 223               | 240               | 244               | 255               | n.a.              | 101               | 105               | 107               | 117               | 120               | 133               | n.a.              | 339               | 353               | 389               | 387               | 398               | 400               | n.a.              | 39   |    |
| 14,376            | 14,815            | 14,983            | 14,846            | 15,353            | 15,386            | 15,711            | 7,660             | 7,836             | 7,866             | 7,662             | 7,880             | 7,896             | 7,357             | 8,018             | 8,214             | 8,271             | 8,210             | 8,388             | 8,435             | 8,310             | 40   |    |
| 1,322             | 1,399             | 1,447             | 1,486             | 1,518             | 1,593             | n.a.              | 386               | 409               | 424               | 436               | 451               | 488               | n.a.              | 1,227             | 1,258             | 1,246             | 1,232             | 1,297             | 1,377             | n.a.              | 41   |    |
| 1,074             | 1,009             | 1,079             | 1,028             | 1,058             | 1,008             | n.a.              | 4                 | 2                 | 2                 | 2                 | 1                 | (P)               | n.a.              | 52                | 43                | 58                | 65                | 61                | 72                | n.a.              | 42   |    |
| 5,047             | 5,164             | 5,051             | 4,883             | 5,029             | 4,924             | n.a.              | 2,454             | 2,530             | 2,431             | 2,281             | 2,391             | 2,351             | n.a.              | 524               | 533               | 526               | 506               | 516               | 519               | n.a.              | 43   |    |
| 1,284             | 1,278             | 1,232             | 1,134             | 1,102             | 1,042             | n.a.              | 596               | 598               | 584               | 544               | 527               | 474               | n.a.              | 1,018             | 1,026             | 968               | 839               | 801               | 787               | n.a.              | 44   |    |
| 968               | 991               | 1,015             | 1,047             | 1,074             | 1,056             | n.a.              | 834               | 856               | 851               | 854               | 924               | 932               | n.a.              | 907               | 914               | 907               | 912               | 965               | 1,010             | n.a.              | 45   |    |
| 946               | 990               | 1,034             | 1,077             | 1,147             | 1,207             | n.a.              | 337               | 356               | 398               | 430               | 461               | 476               | n.a.              | 1,124             | 1,192             | 1,210             | 1,229             | 1,288             | 1,331             | n.a.              | 46   |    |
| 2,425             | 2,590             | 2,685             | 2,678             | 2,848             | 2,914             | n.a.              | 2,159             | 2,154             | 2,212             | 2,155             | 2,151             | 2,172             | n.a.              | 1,922             | 1,917             | 1,985             | 2,125             | 2,063             | 1,923             | n.a.              | 47   |    |
| 31                | 32                | 31                | 31                | 32                | 31                | n.a.              | 24                | 23                | 20                | 20                | 20                | 20                | n.a.              | 45                | 45                | 47                | 53                | 61                | n.a.              | 48                |      |    |
| 1,211             | 1,297             | 1,349             | 1,426             | 1,495             | 1,555             | n.a.              | 865               | 898               | 943               | 940               | 954               | 982               | n.a.              | 1,059             | 1,157             | 1,213             | 1,172             | 1,269             | 1,280             | n.a.              | 49   |    |
| 67                | 65                | 61                | 58                | 58                | 56                | n.a.              | 1                 | 2                 | 1                 | 1                 | 1                 | (P)               | n.a.              | 145               | 129               | 113               | 84                | 75                | 75                | n.a.              | 50   |    |
| 6,399             | 6,920             | 7,181             | 7,441             | 7,798             | 8,212             | 8,403             | 2,542             | 2,728             | 2,814             | 2,885             | 3,017             | 3,149             | 4,095             | 5,252             | 5,666             | 5,848             | 6,123             | 6,703             | 7,304             | 7,798             | 51   |    |
| 153               | 153               | 142               | 150               | 151               | 158               | n.a.              | 112               | 117               | 110               | 105               | 105               | 109               | n.a.              | 264               | 276               | 262               | 272               | 267               | (P)               | n.a.              | 52   |    |
| 1,951             | 2,092             | 2,152             | 2,184             | 2,327             | 2,496             | n.a.              | 730               | 814               | 865               | 896               |                   |                   |                   |                   |                   |                   |                   |                   |                   |                   |      |    |

Table 5.—Personal Income by Major Source

[Millions]

| Line                                 | Item  | Virginia          |                   |                   |                   |                   |                   |                   | West Virginia     |                   |                   |                   |                   |                   |                   |
|--------------------------------------|---|-------------------|-------------------|-------------------|-------------------|-------------------|-------------------|-------------------|-------------------|-------------------|-------------------|-------------------|-------------------|-------------------|-------------------|
|                                      |   | 1993 <sup>r</sup> | 1994 <sup>r</sup> | 1995 <sup>r</sup> | 1996 <sup>r</sup> | 1997 <sup>r</sup> | 1998 <sup>r</sup> | 1999 <sup>r</sup> | 1993 <sup>r</sup> | 1994 <sup>r</sup> | 1995 <sup>r</sup> | 1996 <sup>r</sup> | 1997 <sup>r</sup> | 1998 <sup>r</sup> | 1999 <sup>r</sup> |
| <b>Income by Place of Residence</b>  |   |                   |                   |                   |                   |                   |                   |                   |                   |                   |                   |                   |                   |                   |                   |
| 1                                    | Personal income (lines 4-9) .....                         | 147,223           | 154,982           | 161,442           | 169,938           | 180,510           | 190,528           | 202,642           | 30,375            | 31,666            | 32,611            | 33,771            | 35,233            | 36,569            | 37,744            |
| 2                                    | Population (thousands) .....                              | 6,465             | 6,537             | 6,601             | 6,665             | 6,733             | 6,789             | 6,873             | 1,816             | 1,818             | 1,821             | 1,819             | 1,816             | 1,812             | 1,807             |
| 3                                    | Per capita personal income (dollars) .....                | 22,773            | 23,709            | 24,456            | 25,495            | 26,810            | 28,063            | 29,484            | 16,724            | 17,413            | 17,913            | 18,566            | 19,406            | 20,185            | 20,888            |
| <b>Derivation of Personal Income</b> |   |                   |                   |                   |                   |                   |                   |                   |                   |                   |                   |                   |                   |                   |                   |
| 4                                    | Earnings by place of work (lines 10-14 or 15-85) .....    | 105,252           | 110,255           | 114,656           | 120,820           | 129,000           | 138,258           | 148,781           | 19,145            | 20,210            | 20,710            | 21,201            | 21,924            | 22,683            | 23,306            |
| 5                                    | Less: Personal contributions for social insurance .....   | 6,130             | 6,552             | 6,876             | 7,211             | 7,716             | 8,228             | 8,828             | 1,235             | 1,322             | 1,385             | 1,409             | 1,449             | 1,482             | 1,513             |
| 6                                    | Plus: Adjustment for residence .....                      | 6,565             | 6,702             | 6,929             | 6,675             | 7,257             | 7,118             | 7,446             | 91                | 132               | 165               | 190               | 312               | 439               | 538               |
| 7                                    | Equals: Net earnings by place of residence .....          | 105,687           | 110,404           | 114,708           | 120,283           | 128,540           | 137,148           | 147,398           | 18,000            | 19,020            | 19,489            | 19,981            | 20,786            | 21,639            | 22,331            |
| 8                                    | Plus: Dividends, interest, and rent .....                 | 26,832            | 28,996            | 30,092            | 31,843            | 33,488            | 34,558            | 35,709            | 4,945             | 5,144             | 5,408             | 5,788             | 6,100             | 6,369             | 6,618             |
| 9                                    | Plus: Transfer payments .....                             | 14,704            | 15,582            | 16,642            | 17,813            | 18,482            | 18,823            | 19,535            | 7,430             | 7,502             | 7,714             | 8,001             | 8,347             | 8,561             | 8,794             |
| <b>Earnings by Place of Work</b>     |   |                   |                   |                   |                   |                   |                   |                   |                   |                   |                   |                   |                   |                   |                   |
| Components of earnings:              |   |                   |                   |                   |                   |                   |                   |                   |                   |                   |                   |                   |                   |                   |                   |
| 10                                   | Wage and salary disbursements .....                       | 82,743            | 86,818            | 90,925            | 96,389            | 103,562           | 111,789           | 120,876           | 14,961            | 15,683            | 16,267            | 16,825            | 17,404            | 18,032            | 18,559            |
| 11                                   | Other labor income .....                                  | 14,493            | 15,325            | 14,905            | 15,327            | 15,784            | 16,279            | 17,026            | 2,345             | 2,515             | 2,424             | 2,434             | 2,478             | 2,538             | 2,573             |
| 12                                   | Proprietors' income .....                                 | 8,016             | 8,112             | 8,826             | 9,103             | 9,653             | 10,190            | 10,879            | 1,939             | 2,012             | 2,018             | 1,942             | 2,041             | 2,112             | 2,174             |
| 13                                   | Farm .....  | 350               | 460               | 379               | 362               | 219               | 190               | 83                | 35                | 33                | -7                | -29               | -27               | -26               | -46               |
| 14                                   | Nonfarm .....   | 7,666             | 7,652             | 8,447             | 8,741             | 9,435             | 10,000            | 10,796            | 1,904             | 1,979             | 2,025             | 1,965             | 2,068             | 2,140             | 2,220             |
| <b>Earnings by Industry</b>          |   |                   |                   |                   |                   |                   |                   |                   |                   |                   |                   |                   |                   |                   |                   |
| 15                                   | Farm .....  | 515               | 618               | 546               | 524               | 380               | 373               | 282               | 58                | 55                | 15                | -2                | -6                | -5                | -21               |
| 16                                   | Nonfarm .....   | 104,737           | 109,636           | 114,109           | 120,296           | 128,620           | 137,885           | 148,499           | 19,087            | 20,155            | 20,694            | 21,203            | 21,930            | 22,687            | 23,326            |
| 17                                   | Private .....   | 74,970            | 78,769            | 83,390            | 88,418            | 95,840            | 104,271           | 113,398           | 15,165            | 16,010            | 16,385            | 16,698            | 17,239            | 17,845            | 18,325            |
| 18                                   | Agricultural services, forestry, fishing, and other ..... | 524               | 536               | 557               | 584               | 642               | 708               | 793               | 72                | 71                | 73                | 71                | 79                | 88                | 93                |
| 19                                   | Agricultural services .....                               | 484               | 502               | 526               | 558               | 612               | 675               | 721               | 69                | 69                | 72                | 72                | 79                | 87                | n.a.              |
| 20                                   | Forestry, fishing, and other .....                        | 40                | 34                | 31                | 26                | 30                | 33                | n.a.              | 1                 | 2                 | 1                 | -1                | (L)               | 1                 | n.a.              |
| 21                                   | Mining .....  | 639               | 665               | 659               | 663               | 717               | 720               | 693               | 1,437             | 1,593             | 1,590             | 1,518             | 1,501             | 1,453             | 1,312             |
| 22                                   | Metal mining .....  | 2                 | 1                 | 1                 | 1                 | 3                 | 5                 | n.a.              | 2                 | 2                 | 2                 | 2                 | 3                 | 3                 | n.a.              |
| 23                                   | Coal mining .....   | 493               | 487               | 454               | 415               | 429               | 406               | n.a.              | 1,248             | 1,397             | 1,406             | 1,317             | 1,274             | 1,224             | n.a.              |
| 24                                   | Oil and gas extraction .....                              | 34                | 52                | 75                | 113               | 148               | 167               | n.a.              | 154               | 159               | 148               | 162               | 188               | 187               | n.a.              |
| 25                                   | Nonmetallic minerals, except fuels .....                  | 110               | 125               | 129               | 133               | 137               | 142               | n.a.              | 33                | 35                | 34                | 36                | 37                | 39                | n.a.              |
| 26                                   | Construction .....  | 5,754             | 6,225             | 6,491             | 6,880             | 7,569             | 7,946             | 8,639             | 1,144             | 1,296             | 1,217             | 1,280             | 1,332             | 1,344             | 1,322             |
| 27                                   | Manufacturing .....                                       | 14,095            | 14,625            | 14,889            | 15,225            | 15,868            | 16,446            | 16,431            | 3,139             | 3,208             | 3,274             | 3,314             | 3,297             | 3,394             | 3,458             |
| 28                                   | Durable goods .....                                       | 7,112             | 7,397             | 7,582             | 7,726             | 8,168             | 8,586             | 8,443             | 1,716             | 1,755             | 1,804             | 1,859             | 1,841             | 1,879             | 1,900             |
| 29                                   | Lumber and wood products .....                            | 693               | 751               | 725               | 748               | 815               | 879               | n.a.              | 217               | 238               | 247               | 256               | 285               | 304               | n.a.              |
| 30                                   | Furniture and fixtures .....                              | 480               | 495               | 492               | 493               | 538               | 594               | n.a.              | 16                | 17                | 16                | 18                | 22                | 22                | n.a.              |
| 31                                   | Stone, clay, and glass products .....                     | 372               | 389               | 387               | 400               | 435               | 448               | n.a.              | 224               | 214               | 205               | 196               | 195               | 207               | n.a.              |
| 32                                   | Primary metal industries .....                            | 483               | 495               | 464               | 490               | 498               | 494               | n.a.              | 679               | 675               | 683               | 692               | 625               | 610               | n.a.              |
| 33                                   | Fabricated metal products .....                           | 645               | 666               | 718               | 719               | 764               | 772               | n.a.              | 199               | 214               | 213               | 226               | 236               | 236               | n.a.              |
| 34                                   | Industrial machinery and equipment .....                  | 867               | 921               | 957               | 1,022             | 1,105             | 1,164             | n.a.              | 141               | 159               | 176               | 189               | 200               | 209               | n.a.              |
| 35                                   | Electronic and other electric equipment .....             | 1,386             | 1,468             | 1,571             | 1,493             | 1,577             | 1,667             | n.a.              | 79                | 75                | 79                | 80                | 76                | 73                | n.a.              |
| 36                                   | Motor vehicles and equipment .....                        | 470               | 516               | 565               | 554               | 613               | 665               | n.a.              | 16                | 16                | 18                | 16                | 16                | 27                | n.a.              |
| 37                                   | Other transportation equipment .....                      | 1,300             | 1,274             | 1,271             | 1,238             | 1,213             | 1,253             | n.a.              | 72                | 75                | 89                | 105               | 106               | 109               | n.a.              |
| 38                                   | Instruments and related products .....                    | 317               | 310               | 311               | 448               | 474               | 496               | n.a.              | 55                | 54                | 57                | 60                | 59                | 59                | n.a.              |
| 39                                   | Miscellaneous manufacturing industries .....              | 97                | 113               | 122               | 121               | 136               | 154               | n.a.              | 18                | 19                | 20                | 21                | 23                | 24                | n.a.              |
| 40                                   | Nondurable goods .....                                    | 6,983             | 7,228             | 7,306             | 7,499             | 7,700             | 7,860             | 7,988             | 1,423             | 1,453             | 1,470             | 1,455             | 1,456             | 1,514             | 1,557             |
| 41                                   | Food and kindred products .....                           | 1,034             | 1,093             | 1,093             | 1,129             | 1,184             | 1,275             | n.a.              | 113               | 119               | 116               | 119               | 125               | 122               | n.a.              |
| 42                                   | Tobacco products .....                                    | 672               | 639               | 688               | 705               | 700               | (P)               | n.a.              | 7                 | 7                 | 7                 | (P)               | (P)               | (P)               | n.a.              |
| 43                                   | Textile mill products .....                               | 902               | 910               | 899               | 889               | 920               | 886               | n.a.              | 20                | 22                | 23                | 23                | 26                | 22                | n.a.              |
| 44                                   | Apparel and other textile products .....                  | 397               | 390               | 360               | 338               | 328               | 303               | n.a.              | 37                | 36                | 37                | 31                | 27                | 25                | n.a.              |
| 45                                   | Paper and allied products .....                           | 717               | 760               | 800               | 824               | 890               | 881               | n.a.              | 30                | 31                | 37                | 40                | 36                | 40                | n.a.              |
| 46                                   | Printing and publishing .....                             | 1,360             | 1,521             | 1,530             | 1,621             | 1,619             | 1,706             | n.a.              | 138               | 141               | 140               | 135               | 136               | 154               | n.a.              |
| 47                                   | Chemicals and allied products .....                       | 1,196             | 1,157             | 1,138             | 1,177             | 1,213             | 1,253             | n.a.              | 956               | 978               | 1,009             | 998               | 992               | 1,012             | n.a.              |
| 48                                   | Petroleum and coal products .....                         | 33                | 33                | 29                | 26                | 27                | 27                | n.a.              | 25                | 26                | 24                | 25                | 24                | 27                | n.a.              |
| 49                                   | Rubber and miscellaneous plastics products .....          | 651               | 705               | 750               | 772               | 807               | 859               | n.a.              | 76                | 73                | 65                | 65                | 70                | 95                | n.a.              |
| 50                                   | Leather and leather products .....                        | 22                | 20                | 19                | 18                | 12                | (P)               | n.a.              | 23                | 20                | 12                | (P)               | (P)               | (P)               | n.a.              |
| 51                                   | Transportation and public utilities .....                 | 6,537             | 6,843             | 7,069             | 7,700             | 8,354             | 9,376             | 9,838             | 1,583             | 1,673             | 1,679             | 1,660             | 1,674             | 1,726             | 1,686             |
| 52                                   | Railroad transportation .....                             | 429               | 413               | 406               | 410               | 406               | 426               | n.a.              | 208               | 193               | 188               | 189               | 183               | 196               | n.a.              |
| 53                                   | Trucking and warehousing .....                            | 1,160             | 1,252             | 1,314             | 1,372             | 1,481             | 1,613             | n.a.              | 355               | 395               | 395               | 401               | 419               | 430               | n.a.              |
| 54                                   | Water transportation .....                                | 191               | 197               | 196               | 214               | 214               | 277               | n.a.              | 37                | 39                | 37                | 38                | 39                | 40                | n.a.              |
| 55                                   | Other transportation .....                                | 1,414             | 1,517             | 1,550             | 1,648             | 1,807             | 1,994             | n.a.              | 102               | 115               | 127               | 118               | 124               | 128               | n.a.              |
| 56                                   | Communications .....                                      | 2,175             | 2,205             | 2,347             | 2,762             | 3,146             | 3,699             | n.a.              | 283               | 305               | 309               | 318               | 320               | 334               | n.a.              |
| 57                                   | Electric, gas, and sanitary services .....                | 1,169             | 1,259             | 1,256             | 1,294             | 1,301             | 1,367             | n.a.              | 597               | 626               | 624               | 597               | 589               | 597               | n.a.              |
| 58                                   | Wholesale trade .....                                     | 5,172             | 5,504             | 5,896             | 6,235             | 6,594             | 7,029             | 7,857             | 902               | 938               | 959               | 998               | 1,058             | 1,083             | 1,136             |
| 59                                   | Retail trade .....  | 8,684             | 9,227             | 9,642             | 10,023            | 10,597            | 11,222            | 12,026            | 1,773             | 1,863             | 1,937             | 1,972             | 2,066             | 2,154             | 2,237             |
| 60                                   | Finance, insurance, and real estate .....                 | 6,816             | 6,940             | 7,344             | 7,840             | 8,905             | 9,967             | 11,182            | 745               | 760               | 804               | 829               | 886               | 932               | 1,027             |
| 61                                   | Depository and nondepository institutions .....           | 2,401             | 2,501             | 2,526             | 2,694             | 3,115             | 3,585             | n.a.              | 304               | 307               | 302               | 303               | 319               | 348               | n.a.              |
| 62                                   | Other finance, insurance, and real estate .....           | 4,415             | 4,439             | 4,817             | 5,145             | 5,790             | 6,382             | n.a.              | 441               | 453               | 502               | 527               | 567               | 585               | n.a.              |
| 63                                   | Services .....  | 26,749            | 28,203            | 30,843            | 33,269            | 36,594            | 40,857            | 45,940            | 4,370             | 4,608             | 4,852             | 5,056             | 5,346             | 5,671             | 6,053             |
| 64                                   | Hotels and other lodging places .....                     | 773               | 789               | 832               | 853               | 900               | 955               | n.a.              | 135               | 136               | 145               | 149               | 156               | 168               | n.a.              |
| 65                                   | Personal services .....                                   | 926               | 951               | 991               | 981               | 1,039             | 1,098             | n.a.              | 182               | 178               | 183               | 180               | 191               | 195               | n.a.              |
| 66                                   | Private households .....                                  | 312               | 324               | 347               | 352               | 354               | 410               | n.a.              | 41                | 42                | 45                | 45                | 45                | 51                | n.a.              |
| 67                                   | Business services .....                                   | 5,993             | 6,357             | 7,299             | 8,280             | 10,058            | 12,425            | n.a.              | 417               | 449               | 491               | 535               | 591               | 655               | n.a.              |
| 68                                   | Auto repair, services, and parking .....                  | 676               | 749               | 779               | 812               | 868               | 948               | n.a.              | 111               | 126               | 126               | 131               | 136               | 151               | n.a.              |
| 69                                   | Miscellaneous repair services .....                       | 303               | 303               | 331               | 350               | 353               | 390               | n.a.              | 92                | 95                | 98                | 103               | 104               | 111               | n.a.              |
| 70                                   | Amusement and recreation services .....                   | 532               | 548               | 593               | 619               | 662               | 751               | n.a.              | 75                | 77                | 89                | 87                | 95                | 105               | n.a.              |
| 71                                   | Motion pictures .....                                     | 141               | 146               | 183               | 168               | 193               | 204               | n.a.              | 21                | 20                | 23                | 21                | 20                | 21                | n.a.              |
| 72                                   | Health services .....                                     | 6,920             | 7,215             | 7,645             | 8,062             | 8,396             | 8,802             | n.a.              | 2,067             | 2,165             | 2,271             | 2,398             | 2,524             | 2,631             | n.a.              |
| 73                                   | Legal services .....                                      | 1,452             | 1,486             | 1,532             | 1,                |                   |                   |                   |                   |                   |                   |                   |                   |                   |                   |

and Earnings by Industry<sup>1</sup>, 1993-99-Continued

[of dollars]

| Southwest         |                   |                   |                   |                   |                   | Arizona           |                   |                   |                   |                   |                   | New Mexico        |                   |                   |                   |                   |                   | Line              |                   |                   |      |    |
|-------------------|-------------------|-------------------|-------------------|-------------------|-------------------|-------------------|-------------------|-------------------|-------------------|-------------------|-------------------|-------------------|-------------------|-------------------|-------------------|-------------------|-------------------|-------------------|-------------------|-------------------|------|----|
| 1993 <sup>r</sup> | 1994 <sup>r</sup> | 1995 <sup>r</sup> | 1996 <sup>r</sup> | 1997 <sup>r</sup> | 1998 <sup>r</sup> | 1999 <sup>p</sup> | 1993 <sup>r</sup> | 1994 <sup>r</sup> | 1995 <sup>r</sup> | 1996 <sup>r</sup> | 1997 <sup>r</sup> | 1998 <sup>r</sup> | 1999 <sup>p</sup> | 1993 <sup>r</sup> | 1994 <sup>r</sup> | 1995 <sup>r</sup> | 1996 <sup>r</sup> | 1997 <sup>r</sup> | 1998 <sup>r</sup> | 1999 <sup>p</sup> |      |    |
| 517,898           | 550,067           | 586,017           | 624,034           | 673,287           | 723,099           | 767,549           | 74,900            | 82,014            | 88,870            | 95,787            | 103,968           | 112,974           | 120,923           | 27,819            | 29,670            | 31,716            | 33,232            | 34,955            | 36,688            | 38,386            | 1    |    |
| 26,834            | 27,385            | 27,935            | 28,434            | 28,945            | 29,453            | 29,920            | 3,993             | 4,148             | 4,307             | 4,432             | 4,552             | 4,667             | 4,778             | 1,615             | 1,653             | 1,682             | 1,706             | 1,723             | 1,734             | 1,740             | 2    |    |
| 19,300            | 20,086            | 20,978            | 21,946            | 23,261            | 24,551            | 25,653            | 18,756            | 19,774            | 20,634            | 21,611            | 22,839            | 24,206            | 25,307            | 17,226            | 17,946            | 18,852            | 19,478            | 20,288            | 21,164            | 22,063            | 3    |    |
| 383,890           | 406,229           | 430,820           | 459,386           | 499,983           | 543,885           | 580,493           | 51,170            | 55,942            | 61,136            | 66,330            | 71,976            | 79,155            | 85,426            | 19,792            | 20,955            | 22,146            | 22,809            | 24,058            | 25,320            | 26,414            | 4    |    |
| 21,849            | 23,648            | 25,449            | 27,037            | 29,328            | 31,621            | 33,304            | 3,151             | 3,508             | 3,850             | 4,146             | 4,495             | 4,883             | 5,225             | 1,109             | 1,211             | 1,311             | 1,349             | 1,418             | 1,480             | 1,527             | 5    |    |
| 367               | 381               | 360               | 354               | 336               | 346               | 384               | 252               | 259               | 273               | 299               | 326               | 364               | 397               | 61                | 72                | 82                | 89                | 94                | 94                | 110               | 6    |    |
| 362,408           | 382,963           | 405,731           | 432,703           | 470,991           | 512,611           | 547,573           | 48,272            | 52,693            | 57,559            | 62,482            | 67,807            | 74,636            | 80,588            | 18,744            | 19,816            | 20,909            | 21,541            | 22,729            | 23,934            | 24,997            | 7    |    |
| 85,897            | 92,708            | 99,555            | 105,799           | 112,437           | 118,793           | 124,387           | 14,954            | 16,779            | 17,958            | 19,232            | 21,342            | 23,077            | 24,430            | 5,005             | 5,464             | 5,936             | 6,426             | 6,808             | 7,161             | 7,519             | 8    |    |
| 69,592            | 74,396            | 80,731            | 85,532            | 89,859            | 91,695            | 95,590            | 11,674            | 12,542            | 13,353            | 14,073            | 14,819            | 15,261            | 15,895            | 4,069             | 4,390             | 4,870             | 5,264             | 5,418             | 5,593             | 5,869             | 9    |    |
| 284,214           | 300,957           | 322,779           | 346,314           | 378,364           | 414,743           | 440,804           | 40,007            | 43,960            | 48,333            | 52,962            | 57,865            | 63,992            | 69,144            | 14,796            | 15,885            | 17,066            | 17,696            | 18,674            | 19,705            | 20,491            | 10   |    |
| 43,155            | 46,023            | 45,663            | 45,842            | 47,474            | 49,841            | 51,642            | 5,577             | 6,194             | 6,313             | 6,603             | 6,802             | 7,158             | 7,531             | 2,579             | 2,750             | 2,747             | 2,769             | 2,786             | 2,840             | 2,878             | 11   |    |
| 56,520            | 59,249            | 62,478            | 67,230            | 74,145            | 79,300            | 88,046            | 5,586             | 5,788             | 6,490             | 6,765             | 7,309             | 8,005             | 8,751             | 2,417             | 2,319             | 2,334             | 2,348             | 2,598             | 2,775             | 3,045             | 12   |    |
| 4,841             | 3,807             | 2,623             | 2,077             | 3,042             | 3,142             | 5,472             | 408               | 486               | 372               | 486               | 372               | 332               | 486               | 425               | 318               | 233               | 234               | 352               | 430               | 581               | 13   |    |
| 51,680            | 55,441            | 59,855            | 65,154            | 71,103            | 76,158            | 82,574            | 4,978             | 5,216             | 6,004             | 6,393             | 6,978             | 7,518             | 8,220             | 1,993             | 2,001             | 2,100             | 2,106             | 2,246             | 2,345             | 2,465             | 14   |    |
| 5,978             | 4,971             | 3,950             | 3,396             | 4,462             | 4,570             | 7,008             | 795               | 517               | 754               | 642               | 648               | 801               | 878               | 533               | 457               | 383               | 386               | 523               | 600               | 767               | 15   |    |
| 377,912           | 401,258           | 426,869           | 455,990           | 495,521           | 539,314           | 573,484           | 50,375            | 55,425            | 60,382            | 65,687            | 71,328            | 78,354            | 84,548            | 19,259            | 20,498            | 21,764            | 22,424            | 23,535            | 24,720            | 25,647            | 16   |    |
| 306,917           | 327,263           | 349,819           | 375,913           | 412,133           | 451,980           | 482,144           | 40,727            | 45,178            | 49,638            | 54,299            | 59,403            | 65,769            | 71,405            | 13,565            | 14,531            | 15,472            | 15,973            | 16,885            | 17,825            | 18,643            | 17   |    |
| 2,580             | 2,485             | 2,661             | 2,689             | 2,986             | 3,311             | 3,768             | 478               | 494               | 537               | 577               | 630               | 711               | 793               | 130               | 126               | 138               | 141               | 155               | 164               | 179               | 18   |    |
| 2,458             | 2,365             | 2,545             | 2,585             | 2,871             | 3,185             | n.a.              | 473               | 489               | 532               | 572               | 626               | 706               | n.a.              | 127               | 124               | 135               | 139               | 153               | 163               | 181               | 19   |    |
| 122               | 120               | 116               | 104               | 115               | 126               | n.a.              | 5                 | 6                 | 5                 | 6                 | 6                 | 4                 | n.a.              | 2                 | 2                 | 2                 | 2                 | 2                 | 2                 | n.a.              | 20   |    |
| 16,244            | 16,599            | 17,561            | 18,657            | 21,858            | 23,139            | 21,988            | 594               | 580               | 668               | 800               | 739               | 689               | 640               | 699               | 720               | 737               | 757               | 830               | 807               | 750               | 21   |    |
| 5,734             | 5,753             | 6,109             | 6,103             | 758               | 682               | n.a.              | 59                | 42                | 550               | 677               | 610               | 560               | n.a.              | 63                | 83                | 93                | 108               | 120               | 103               | n.a.              | 22   |    |
| 428               | 422               | 419               | 407               | 420               | 420               | (D)               | 64                | 64                | 64                | 66                | 64                | 66                | (D)               | 123               | 125               | 124               | 113               | 121               | 122               | n.a.              | 23   |    |
| 14,859            | 15,549            | 16,057            | 17,021            | 20,255            | (D)               | n.a.              | 15                | 17                | 16                | 18                | 22                | (D)               | n.a.              | 415               | 427               | 435               | 446               | 503               | 502               | n.a.              | 24   |    |
| 384               | 418               | 417               | 416               | 424               | 457               | n.a.              | 28                | 33                | 38                | 41                | 41                | 37                | n.a.              | 97                | 86                | 84                | 89                | 86                | 79                | n.a.              | 25   |    |
| 21,419            | 24,398            | 26,453            | 29,165            | 31,129            | 34,627            | 37,398            | 3,111             | 3,897             | 4,467             | 4,833             | 5,188             | 5,825             | 6,423             | 1,215             | 1,472             | 1,577             | 1,540             | 1,586             | 1,656             | 1,660             | 26   |    |
| 55,198            | 59,123            | 61,927            | 64,091            | 69,085            | 75,462            | 75,937            | 7,054             | 7,863             | 8,302             | 8,774             | 9,634             | 10,710            | 10,802            | 1,401             | 1,565             | 1,601             | 1,681             | 1,820             | 1,852             | 1,829             | 27   |    |
| 33,690            | 36,527            | 38,651            | 40,289            | 44,073            | 49,368            | 49,575            | 5,576             | 6,265             | 6,650             | 7,023             | 7,813             | 8,784             | 8,890             | 990               | 1,129             | 1,157             | 1,216             | 1,355             | 1,356             | 1,354             | 28   |    |
| 1,348             | 1,550             | 1,636             | 1,782             | 1,897             | 2,146             | n.a.              | 178               | 220               | 222               | 246               | 252               | 279               | n.a.              | 53                | 55                | 58                | 54                | 53                | 54                | n.a.              | 29   |    |
| 616               | 668               | 692               | 708               | 804               | 858               | n.a.              | 83                | 100               | 107               | 113               | 135               | 154               | n.a.              | 16                | 19                | 17                | 16                | 19                | 20                | n.a.              | 30   |    |
| 1,773             | 1,961             | 2,062             | 2,187             | 2,308             | 2,503             | n.a.              | 199               | 256               | 277               | 302               | 334               | 363               | n.a.              | 72                | 82                | 89                | 96                | 96                | 105               | n.a.              | 31   |    |
| 1,811             | 1,897             | 1,847             | 1,848             | 1,930             | 1,993             | n.a.              | 313               | 363               | 352               | 304               | 306               | 317               | n.a.              | 58                | 67                | 68                | 65                | 65                | 63                | n.a.              | 32   |    |
| 3,918             | 4,218             | 4,604             | 4,907             | 5,356             | 5,798             | n.a.              | 327               | 378               | 411               | 443               | 481               | 532               | n.a.              | 41                | 45                | 48                | 47                | 53                | 58                | n.a.              | 33   |    |
| 6,912             | 7,637             | 8,100             | 8,453             | 9,424             | 11,168            | n.a.              | 555               | 551               | 545               | 555               | 647               | 684               | n.a.              | 83                | 91                | 65                | 78                | 85                | 95                | n.a.              | 34   |    |
| 7,321             | 8,149             | 9,066             | 9,940             | 11,167            | 12,723            | n.a.              | 1,853             | 2,109             | 2,322             | 2,503             | 2,889             | 3,349             | n.a.              | 318               | 418               | 482               | 514               | 605               | 581               | n.a.              | 35   |    |
| 1,608             | 2,132             | 2,368             | 2,515             | 1,595             | 1,714             | n.a.              | 145               | 199               | 240               | 256               | 251               | 282               | n.a.              | 53                | 52                | 41                | 45                | 51                | 52                | n.a.              | 36   |    |
| 4,991             | 4,759             | 4,737             | 4,947             | 5,464             | 6,003             | n.a.              | 1,197             | 1,370             | 1,447             | 1,540             | 1,702             | 1,875             | n.a.              | 97                | 96                | 92                | 93                | 103               | 84                | n.a.              | 37   |    |
| 2,543             | 2,515             | 2,540             | 2,924             | 2,964             | 3,213             | n.a.              | 603               | 590               | 585               | 618               | 603               | 783               | n.a.              | 128               | 128               | 122               | 127               | 145               | 163               | n.a.              | 38   |    |
| 849               | 1,040             | 990               | 1,079             | 1,163             | 1,249             | n.a.              | 124               | 143               | 147               | 153               | 185               | 185               | n.a.              | 69                | 76                | 76                | 80                | 80                | 86                | n.a.              | 39   |    |
| 21,508            | 22,596            | 23,276            | 23,802            | 25,013            | 26,093            | 26,362            | 1,479             | 1,597             | 1,651             | 1,751             | 1,821             | 1,926             | 1,913             | 411               | 437               | 444               | 465               | 466               | 496               | 476               | 40   |    |
| 3,660             | 3,758             | 3,843             | 4,006             | 4,331             | 4,638             | n.a.              | 289               | 317               | 317               | 347               | 369               | 376               | n.a.              | 94                | 100               | 102               | 118               | 130               | 130               | n.a.              | 41   |    |
| 4                 | 5                 | 4                 | 6                 | 6                 | 6                 | (D)               | (L)               | (L)               | (L)               | (L)               | (L)               | (L)               | (L)               | (L)               | (L)               | (L)               | (L)               | (L)               | (L)               | (L)               | n.a. | 42 |
| 155               | 149               | 157               | 163               | 175               | (D)               | n.a.              | 21                | 21                | 22                | (D)               | (D)               | (D)               | (D)               | 16                | 15                | 15                | 15                | 14                | 11                | n.a.              | 43   |    |
| 1,483             | 1,557             | 1,531             | 1,492             | 1,510             | 1,519             | n.a.              | 43                | 74                | 66                | 65                | 67                | 70                | n.a.              | 43                | 40                | 39                | 40                | 40                | 59                | n.a.              | 44   |    |
| 1,265             | 1,357             | 1,389             | 1,489             | 1,571             | 1,617             | n.a.              | 78                | 81                | 82                | 88                | 102               | 103               | n.a.              | 6                 | 9                 | 9                 | 13                | 17                | 23                | n.a.              | 45   |    |
| 3,503             | 3,692             | 3,715             | 3,863             | 4,024             | 4,312             | n.a.              | 572               | 624               | 652               | 692               | 696               | 707               | n.a.              | 167               | 179               | 183               | 184               | 165               | 177               | n.a.              | 46   |    |
| 6,785             | 7,248             | 7,843             | 7,913             | 8,185             | 8,371             | n.a.              | 248               | 247               | 273               | 292               | 293               | 339               | n.a.              | 23                | 29                | 32                | 31                | 34                | 35                | n.a.              | 47   |    |
| 2,400             | 2,441             | 2,262             | 2,223             | 2,349             | 2,419             | n.a.              | 6                 | 5                 | 6                 | 6                 | 6                 | 8                 | n.a.              | 39                | 39                | 39                | 38                | 44                | 44                | n.a.              | 48   |    |
| 2,042             | 2,206             | 2,324             | 2,450             | 2,663             | 2,838             | n.a.              | 180               | 220               | 225               | 224               | 255               | 285               | n.a.              | 16                | 19                | 21                | 23                | 23                | 15                | n.a.              | 49   |    |
| 212               | 208               | 208               | 193               | 198               | 198               | n.a.              | 11                | 12                | 9                 | (D)               | (D)               | 8                 | n.a.              | 7                 | 7                 | 6                 | (D)               | (D)               | 2                 | n.a.              | 50   |    |
| 31,324            | 32,838            | 34,521            | 37,762            | 41,319            | 44,676            | 47,653            | 3,054             | 3,390             | 3,615             | 3,847             | 4,135             | 4,493             | 4,691             | 1,207             | 1,237             | 1,255             | 1,294             | 1,369             | 1,465             | 1,513             | 51   |    |
| 1,255             | 1,247             | 1,288             | 1,340             | 1,442             | 1,510             | n.a.              | 133               | 131               | 138               | 150               | 164               | 172               | n.a.              | 106               | 105               | 105               | 114               | 122               | (D)               | n.a.              | 52   |    |
| 5,302             | 5,790             | 6,088             | 6,370             | 7,664             | 8,026             | n.a.              | 568               | 635               | 684               | 731               | 801               | 865               | n.a.              | 268               | 272               | 286               | 283               | 31                |                   |                   |      |    |

Table 5.—Personal Income by Major Source

[Millions]

| Line                                 | Item  | Oklahoma           |                    |                   |                    |                    |                    |                   | Texas             |                   |                   |                   |                   |                    |                   |
|--------------------------------------|---|--------------------|--------------------|-------------------|--------------------|--------------------|--------------------|-------------------|-------------------|-------------------|-------------------|-------------------|-------------------|--------------------|-------------------|
|                                      |   | 1993 <sup>r</sup>  | 1994 <sup>r</sup>  | 1995 <sup>r</sup> | 1996 <sup>r</sup>  | 1997 <sup>r</sup>  | 1998 <sup>r</sup>  | 1999 <sup>r</sup> | 1993 <sup>r</sup> | 1994 <sup>r</sup> | 1995 <sup>r</sup> | 1996 <sup>r</sup> | 1997 <sup>r</sup> | 1998 <sup>r</sup>  | 1999 <sup>r</sup> |
| <b>Income by Place of Residence</b>  |   |                    |                    |                   |                    |                    |                    |                   |                   |                   |                   |                   |                   |                    |                   |
| 1                                    | Personal income (lines 4-9) .....                         | 58,395             | 60,800             | 63,333            | 66,289             | 69,865             | 73,350             | 76,566            | 356,784           | 377,583           | 402,097           | 428,726           | 464,500           | 500,087            | 531,675           |
| 2                                    | Population (thousands) .....                              | 3,229              | 3,246              | 3,266             | 3,290              | 3,314              | 3,339              | 3,358             | 17,997            | 18,338            | 18,680            | 19,006            | 19,355            | 19,712             | 20,044            |
| 3                                    | Per capita personal income (dollars) .....                | 18,085             | 18,730             | 19,394            | 20,151             | 21,080             | 21,964             | 22,801            | 19,825            | 20,590            | 21,526            | 22,557            | 23,998            | 25,369             | 26,525            |
| <b>Derivation of Personal Income</b> |   |                    |                    |                   |                    |                    |                    |                   |                   |                   |                   |                   |                   |                    |                   |
| 4                                    | Earnings by place of work (lines 10-14 or 15-85) .....    | 41,071             | 42,403             | 43,409            | 45,321             | 48,258             | 51,096             | 53,375            | 271,857           | 286,929           | 304,128           | 324,926           | 355,691           | 388,314            | 415,277           |
| 5                                    | Less: Personal contributions for social insurance .....   | 2,390              | 2,526              | 2,632             | 2,736              | 2,887              | 3,033              | 3,131             | 15,198            | 16,402            | 17,656            | 18,805            | 20,528            | 22,225             | 23,420            |
| 6                                    | Plus: Adjustment for residence .....                      | 650                | 699                | 727               | 745                | 807                | 836                | 893               | -597              | -648              | -714              | -771              | -887              | -947               | -1,016            |
| 7                                    | Equals: Net earnings by place of residence .....          | 39,331             | 40,575             | 41,505            | 43,330             | 46,178             | 48,899             | 51,137            | 256,061           | 269,878           | 285,758           | 305,349           | 334,277           | 365,141            | 390,840           |
| 8                                    | Plus: Dividends, interest, and rent .....                 | 9,993              | 10,624             | 11,364            | 11,992             | 12,437             | 13,005             | 13,549            | 55,945            | 59,840            | 64,296            | 68,149            | 71,851            | 75,550             | 78,888            |
| 9                                    | Plus: Transfer payments .....                             | 9,070              | 9,600              | 10,464            | 10,967             | 11,250             | 11,445             | 11,880            | 44,778            | 47,864            | 52,043            | 55,228            | 58,372            | 59,396             | 61,946            |
| <b>Earnings by Place of Work</b>     |   |                    |                    |                   |                    |                    |                    |                   |                   |                   |                   |                   |                   |                    |                   |
| Components of earnings:              |   |                    |                    |                   |                    |                    |                    |                   |                   |                   |                   |                   |                   |                    |                   |
| 10                                   | Wage and salary disbursements .....                       | 29,347             | 30,313             | 31,588            | 33,345             | 35,419             | 37,773             | 39,342            | 200,065           | 210,800           | 225,793           | 242,310           | 266,406           | 293,273            | 311,827           |
| 11                                   | Other labor income .....                                  | 5,177              | 5,494              | 5,440             | 5,283              | 5,425              | 5,598              | 5,705             | 29,823            | 31,586            | 31,063            | 31,186            | 32,462            | 34,246             | 35,528            |
| 12                                   | Proprietors' income .....                                 | 6,548              | 6,597              | 6,382             | 6,683              | 7,413              | 7,725              | 8,329             | 41,969            | 44,544            | 47,273            | 51,429            | 56,824            | 60,795             | 67,921            |
| 13                                   | Farm .....  | 745                | 726                | 171               | 229                | 535                | 480                | 631               | 3,063             | 2,491             | 1,733             | 1,238             | 1,823             | 1,745              | 3,729             |
| 14                                   | Nonfarm .....   | 5,803              | 5,871              | 6,211             | 6,463              | 6,878              | 7,245              | 7,697             | 38,905            | 42,053            | 45,540            | 50,192            | 55,000            | 59,050             | 64,192            |
| <b>Earnings by Industry</b>          |   |                    |                    |                   |                    |                    |                    |                   |                   |                   |                   |                   |                   |                    |                   |
| 15                                   | Farm .....  | 888                | 862                | 334               | 395                | 712                | 658                | 824               | 3,762             | 3,135             | 2,479             | 1,972             | 2,579             | 2,511              | 4,539             |
| 16                                   | Nonfarm .....   | 40,183             | 41,541             | 43,075            | 44,926             | 47,546             | 50,438             | 52,551            | 268,095           | 283,794           | 301,649           | 322,953           | 353,112           | 385,802            | 410,738           |
| 17                                   | Private .....   | 31,059             | 32,325             | 33,577            | 35,056             | 37,407             | 39,984             | 41,602            | 221,567           | 235,229           | 251,132           | 270,584           | 298,419           | 328,402            | 350,494           |
| 18                                   | Agricultural services, forestry, fishing, and other ..... | 235                | 226                | 233               | 217                | 234                | 253                | 289               | 1,738             | 1,638             | 1,753             | 1,753             | 1,966             | 2,183              | 2,507             |
| 19                                   | Agricultural services .....                               | 231                | 222                | 230               | 215                | 231                | 249                | n.a.              | 1,627             | 1,530             | 1,648             | 1,659             | 1,860             | 2,066              | n.a.              |
| 20                                   | Forestry, fishing, and other .....                        | 4                  | 4                  | 3                 | 2                  | 3                  | 3                  | n.a.              | 110               | 108               | 105               | 94                | 106               | 116                | n.a.              |
| 21                                   | Mining .....  | 2,309              | 2,249              | 2,153             | 2,279              | 2,554              | 2,605              | 2,516             | 12,642            | 13,409            | 14,003            | 14,822            | 17,733            | 19,037             | 18,082            |
| 22                                   | Metal mining .....  | 4                  | 3                  | 2                 | 3                  | 3                  | 2                  | n.a.              | 13                | 16                | 23                | 25                | 25                | 16                 | n.a.              |
| 23                                   | Coal mining .....   | 37                 | 32                 | 28                | 31                 | 30                 | 28                 | n.a.              | 209               | 203               | 202               | 199               | 203               | 207                | n.a.              |
| 24                                   | Oil and gas extraction .....                              | 2,221              | 2,161              | 2,068             | 2,192              | 2,467              | 2,513              | n.a.              | 12,208            | 12,945            | 13,538            | 14,365            | 17,263            | 18,535             | n.a.              |
| 25                                   | Nonmetallic minerals, except fuels .....                  | 47                 | 54                 | 54                | 53                 | 55                 | 62                 | n.a.              | 212               | 246               | 240               | 233               | 241               | 279                | n.a.              |
| 26                                   | Construction .....  | 1,723              | 1,963              | 2,000             | 2,204              | 2,282              | 2,495              | 2,780             | 15,370            | 17,066            | 18,409            | 20,587            | 22,074            | 24,651             | 26,535            |
| 27                                   | Manufacturing .....                                       | 6,931              | 7,335              | 7,500             | 7,315              | 7,725              | 8,152              | 8,168             | 39,812            | 42,360            | 44,524            | 46,321            | 49,907            | 54,788             | 55,138            |
| 28                                   | Durable goods .....                                       | 4,181              | 4,460              | 4,540             | 4,300              | 4,567              | 4,848              | 4,824             | 22,943            | 24,673            | 26,303            | 27,750            | 30,338            | 34,380             | 34,508            |
| 29                                   | Lumber and wood products .....                            | 93                 | 106                | 116               | 123                | 128                | 138                | n.a.              | 1,024             | 1,169             | 1,240             | 1,360             | 1,464             | 1,674              | n.a.              |
| 30                                   | Furniture and fixtures .....                              | 65                 | 69                 | 71                | 73                 | 75                 | 78                 | n.a.              | 451               | 480               | 498               | 507               | 575               | 606                | n.a.              |
| 31                                   | Stone, clay, and glass products .....                     | 313                | 327                | 325               | 323                | 325                | 351                | n.a.              | 1,189             | 1,296             | 1,371             | 1,466             | 1,553             | 1,684              | n.a.              |
| 32                                   | Primary metal industries .....                            | 175                | 181                | 173               | 182                | 182                | 188                | n.a.              | 1,265             | 1,287             | 1,254             | 1,298             | 1,377             | 1,425              | n.a.              |
| 33                                   | Fabricated metal products .....                           | 684                | 694                | 752               | 791                | 843                | 898                | n.a.              | 2,866             | 3,100             | 3,393             | 3,626             | 3,979             | 4,310              | n.a.              |
| 34                                   | Industrial machinery and equipment .....                  | 1,150              | 1,218              | 1,166             | 1,247              | 1,343              | 1,420              | n.a.              | 5,124             | 5,778             | 6,323             | 6,551             | 7,349             | 8,988              | n.a.              |
| 35                                   | Electronic and other electric equipment .....             | 305                | 332                | 316               | 341                | 405                | 454                | n.a.              | 4,845             | 5,291             | 5,946             | 6,583             | 7,268             | 8,339              | n.a.              |
| 36                                   | Motor vehicles and equipment .....                        | 659                | 886                | 987               | 555                | 547                | 537                | n.a.              | 751               | 995               | 1,101             | 679               | 746               | 842                | n.a.              |
| 37                                   | Other transportation equipment .....                      | 476                | 374                | 361               | 376                | 421                | 463                | n.a.              | 3,221             | 2,919             | 2,837             | 2,938             | 3,238             | 3,582              | n.a.              |
| 38                                   | Instruments and related products .....                    | 171                | 170                | 161               | 165                | 168                | 181                | n.a.              | 1,641             | 1,627             | 1,673             | 2,019             | 1,987             | 2,085              | n.a.              |
| 39                                   | Miscellaneous manufacturing industries .....              | 89                 | 104                | 112               | 126                | 128                | 139                | n.a.              | 567               | 730               | 668               | 724               | 802               | 845                | n.a.              |
| 40                                   | Nondurable goods .....                                    | 2,750              | 2,875              | 2,960             | 3,014              | 3,158              | 3,304              | 3,344             | 16,869            | 17,687            | 18,221            | 18,571            | 19,569            | 20,368             | 20,630            |
| 41                                   | Food and kindred products .....                           | 425                | 440                | 423               | 476                | 535                | 590                | n.a.              | 2,852             | 2,876             | 3,001             | 3,064             | 3,303             | 3,541              | n.a.              |
| 42                                   | Tobacco products .....                                    | ( <sup>(1)</sup> ) | ( <sup>(1)</sup> ) | 0                 | ( <sup>(1)</sup> ) | ( <sup>(1)</sup> ) | 0                  | n.a.              | 4                 | 5                 | 4                 | 5                 | 6                 | ( <sup>(1)</sup> ) | n.a.              |
| 43                                   | Textile mill products .....                               | 14                 | 15                 | 15                | ( <sup>(1)</sup> ) | ( <sup>(1)</sup> ) | 15                 | n.a.              | 104               | 98                | 105               | 103               | 115               | ( <sup>(1)</sup> ) | n.a.              |
| 44                                   | Apparel and other textile products .....                  | 120                | 122                | 120               | 126                | 126                | 121                | n.a.              | 1,244             | 1,320             | 1,306             | 1,261             | 1,277             | 1,269              | n.a.              |
| 45                                   | Paper and allied products .....                           | 145                | 151                | 154               | 178                | 184                | 195                | n.a.              | 1,036             | 1,116             | 1,146             | 1,211             | 1,268             | 1,296              | n.a.              |
| 46                                   | Printing and publishing .....                             | 317                | 336                | 319               | 327                | 350                | 366                | n.a.              | 2,447             | 2,553             | 2,561             | 2,660             | 2,822             | 3,063              | n.a.              |
| 47                                   | Chemicals and allied products .....                       | 893                | 977                | 1,137             | 1,081              | 1,085              | 1,087              | n.a.              | 5,621             | 5,995             | 6,401             | 6,510             | 6,772             | 6,910              | n.a.              |
| 48                                   | Petroleum and coal products .....                         | 365                | 345                | 302               | 290                | 299                | 336                | n.a.              | 1,991             | 2,051             | 1,917             | 1,888             | 2,001             | 2,031              | n.a.              |
| 49                                   | Rubber and miscellaneous plastics products .....          | 462                | 478                | 478               | 510                | 552                | 581                | n.a.              | 1,385             | 1,490             | 1,601             | 1,694             | 1,834             | 1,957              | n.a.              |
| 50                                   | Leather and leather products .....                        | 9                  | 10                 | 13                | 11                 | 12                 | 12                 | n.a.              | 185               | 184               | 180               | 176               | 171               | 176                | n.a.              |
| 51                                   | Transportation and public utilities .....                 | 3,367              | 3,360              | 3,446             | 3,733              | 3,901              | 4,158              | 4,150             | 23,697            | 24,850            | 26,205            | 28,888            | 31,915            | 34,560             | 37,299            |
| 52                                   | Railroad transportation .....                             | 100                | 98                 | 95                | 105                | 107                | 107                | n.a.              | 916               | 913               | 949               | 970               | 1,049             | 1,098              | n.a.              |
| 53                                   | Trucking and warehousing .....                            | 695                | 770                | 797               | 843                | 898                | 958                | n.a.              | 3,772             | 4,113             | 4,320             | 4,513             | 5,017             | 5,514              | n.a.              |
| 54                                   | Water transportation .....                                | 5                  | 6                  | 6                 | 6                  | 6                  | ( <sup>(1)</sup> ) | n.a.              | 580               | 619               | 594               | 622               | 659               | 752                | n.a.              |
| 55                                   | Other transportation .....                                | 964                | 910                | 941               | 971                | 975                | 1,043              | n.a.              | 6,429             | 6,950             | 7,237             | 8,137             | 8,693             | 9,511              | n.a.              |
| 56                                   | Communications .....                                      | 581                | 636                | 657               | 772                | 872                | 962                | n.a.              | 5,367             | 5,640             | 6,336             | 7,319             | 8,562             | 9,429              | n.a.              |
| 57                                   | Electric, gas, and sanitary services .....                | 1,022              | 941                | 950               | 1,036              | 1,042              | 1,074              | n.a.              | 6,633             | 6,615             | 6,768             | 7,326             | 7,936             | 8,256              | n.a.              |
| 58                                   | Wholesale trade .....                                     | 1,923              | 1,995              | 2,124             | 2,213              | 2,345              | 2,519              | 2,648             | 17,658            | 18,707            | 20,020            | 21,538            | 24,050            | 27,282             | 29,867            |
| 59                                   | Retail trade .....  | 3,795              | 3,978              | 4,182             | 4,381              | 4,584              | 4,826              | 5,099             | 24,732            | 26,645            | 28,628            | 30,044            | 32,043            | 34,531             | 37,208            |
| 60                                   | Finance, insurance, and real estate .....                 | 2,031              | 2,085              | 2,141             | 2,302              | 2,517              | 2,701              | 2,888             | 18,711            | 19,559            | 20,843            | 22,506            | 25,399            | 28,665             | 31,243            |
| 61                                   | Depository and nondepository institutions .....           | 717                | 729                | 717               | 768                | 858                | 913                | n.a.              | 4,963             | 5,155             | 5,220             | 5,733             | 6,578             | 7,491              | n.a.              |
| 62                                   | Other finance, insurance, and real estate .....           | 1,314              | 1,357              | 1,423             | 1,534              | 1,659              | 1,788              | n.a.              | 13,748            | 14,405            | 15,623            | 16,773            | 18,821            | 21,175             | n.a.              |
| 63                                   | Services .....  | 8,746              | 9,133              | 9,799             | 10,412             | 11,266             | 12,276             | 13,064            | 67,208            | 70,995            | 76,747            | 84,125            | 93,332            | 102,743            | 112,615           |
| 64                                   | Hotels and other lodging places .....                     | 136                | 139                | 152               | 153                | 156                | 165                | n.a.              | 1,552             | 1,591             | 1,847             | 2,032             | 2,130             | 2,373              | n.a.              |
| 65                                   | Personal services .....                                   | 398                | 401                | 404               | 411                | 431                | 449                | n.a.              | 2,610             | 2,603             | 2,680             | 2,785             | 2,971             | 3,187              | n.a.              |
| 66                                   | Private households .....                                  | 105                | 108                | 115               | 117                | 117                | 135                | n.a.              | 893               | 934               | 1,009             | 1,030             | 1,043             | 1,221              | n.a.              |
| 67                                   | Business services .....                                   | 1,379              | 1,479              | 1,672             | 1,844              | 2,241              | 2,588              | n.a.              | 13,578            | 14,845            | 16,905            | 19,416            | 23,143            | 26,572             | n.a.              |
| 68                                   | Auto repair, services, and parking .....                  | 401                | 437                | 460               | 496                | 527                | 582                | n.a.              | 2,176             | 2,378             | 2,507             | 2,603             | 2,782             | 3,120              | n.a.              |
| 69                                   | Miscellaneous repair services .....                       | 163                | 159                | 177               | 173                | 172                | 196                | n.a.              | 1,110             | 1,097             | 1,228             | 1,302             | 1                 |                    |                   |

and Earnings by Industry <sup>1</sup>, 1993-99-Continued  
of dollars]

| Rocky Mountain    |                   |                   |                   |                   |                   |                   |                   |                   | Colorado          |                   |                   |                   |                   |                   |                   |                   |                   | Idaho             |                   |                   |      |  |  |  |  |  | Line |
|-------------------|-------------------|-------------------|-------------------|-------------------|-------------------|-------------------|-------------------|-------------------|-------------------|-------------------|-------------------|-------------------|-------------------|-------------------|-------------------|-------------------|-------------------|-------------------|-------------------|-------------------|------|--|--|--|--|--|------|
| 1993 <sup>r</sup> | 1994 <sup>r</sup> | 1995 <sup>r</sup> | 1996 <sup>r</sup> | 1997 <sup>r</sup> | 1998 <sup>r</sup> | 1999 <sup>p</sup> | 1993 <sup>r</sup> | 1994 <sup>r</sup> | 1995 <sup>r</sup> | 1996 <sup>r</sup> | 1997 <sup>r</sup> | 1998 <sup>r</sup> | 1999 <sup>p</sup> | 1993 <sup>r</sup> | 1994 <sup>r</sup> | 1995 <sup>r</sup> | 1996 <sup>r</sup> | 1997 <sup>r</sup> | 1998 <sup>r</sup> | 1999 <sup>p</sup> | Line |  |  |  |  |  |      |
| 156,962           | 167,291           | 179,684           | 192,141           | 207,455           | 223,280           | 239,750           | 80,212            | 85,860            | 92,947            | 100,012           | 109,228           | 119,044           | 128,489           | 20,105            | 21,399            | 22,869            | 24,173            | 25,440            | 27,177            | 29,346            | 1    |  |  |  |  |  |      |
| 7,847             | 8,050             | 8,227             | 8,379             | 8,526             | 8,660             | 8,800             | 3,561             | 3,654             | 3,738             | 3,813             | 3,891             | 3,969             | 4,056             | 1,101             | 1,135             | 1,165             | 1,188             | 1,211             | 1,231             | 1,252             | 2    |  |  |  |  |  |      |
| 20,003            | 20,782            | 21,841            | 22,930            | 24,332            | 25,783            | 27,244            | 22,526            | 23,498            | 24,865            | 26,231            | 28,070            | 29,994            | 31,678            | 18,258            | 18,846            | 19,630            | 20,353            | 21,013            | 22,079            | 23,445            | 3    |  |  |  |  |  |      |
| 116,438           | 123,392           | 131,583           | 140,581           | 151,728           | 164,535           | 178,155           | 60,643            | 64,425            | 69,305            | 74,738            | 81,826            | 90,240            | 98,325            | 14,560            | 15,393            | 16,199            | 16,966            | 17,685            | 18,941            | 20,678            | 4    |  |  |  |  |  |      |
| 6,570             | 7,155             | 7,680             | 8,156             | 8,780             | 9,436             | 10,121            | 3,318             | 3,617             | 3,904             | 4,181             | 4,546             | 4,984             | 5,399             | 817               | 900               | 949               | 987               | 1,044             | 1,097             | 1,180             | 5    |  |  |  |  |  |      |
| 262               | 287               | 322               | 367               | 399               | 433               | 460               | 93                | 97                | 104               | 106               | 110               | 111               | 109               | 182               | 204               | 230               | 260               | 293               | 322               | 344               | 6    |  |  |  |  |  |      |
| 110,130           | 116,524           | 124,225           | 132,791           | 143,347           | 155,533           | 168,494           | 57,417            | 60,906            | 65,505            | 70,664            | 77,390            | 85,367            | 93,035            | 13,926            | 14,697            | 15,480            | 16,238            | 16,935            | 18,166            | 19,841            | 7    |  |  |  |  |  |      |
| 28,208            | 31,334            | 34,274            | 36,959            | 40,848            | 43,702            | 46,180            | 14,281            | 16,028            | 17,572            | 18,976            | 21,047            | 22,578            | 23,881            | 3,554             | 3,925             | 4,377             | 4,650             | 5,109             | 5,460             | 5,779             | 8    |  |  |  |  |  |      |
| 18,623            | 19,433            | 21,184            | 22,391            | 23,260            | 24,046            | 25,076            | 8,515             | 9,826             | 9,870             | 10,373            | 10,792            | 11,098            | 11,573            | 2,626             | 2,777             | 3,012             | 3,285             | 3,395             | 3,552             | 3,726             | 9    |  |  |  |  |  |      |
| 86,399            | 92,829            | 99,997            | 107,532           | 116,559           | 127,091           | 137,513           | 45,778            | 48,992            | 52,874            | 57,205            | 62,545            | 69,535            | 75,956            | 9,991             | 10,916            | 11,725            | 12,316            | 13,120            | 13,966            | 15,136            | 10   |  |  |  |  |  |      |
| 13,551            | 14,415            | 14,341            | 14,634            | 15,661            | 16,319            | 17,069            | 7,059             | 7,475             | 7,394             | 7,560             | 8,477             | 8,926             | 9,346             | 1,591             | 1,725             | 1,714             | 1,728             | 1,750             | 1,799             | 1,903             | 11   |  |  |  |  |  |      |
| 16,489            | 16,148            | 17,245            | 18,415            | 19,509            | 21,125            | 23,573            | 7,806             | 7,959             | 9,037             | 9,974             | 10,804            | 11,780            | 13,023            | 2,978             | 2,752             | 2,760             | 2,922             | 2,815             | 3,176             | 3,639             | 12   |  |  |  |  |  |      |
| 2,576             | 1,014             | 1,047             | 1,140             | 782               | 1,111             | 1,937             | 637               | 219               | 328               | 328               | 265               | 390               | 623               | 839               | 409               | 496               | 584               | 311               | 531               | 807               | 13   |  |  |  |  |  |      |
| 13,912            | 15,134            | 16,197            | 17,274            | 18,726            | 20,014            | 21,636            | 7,166             | 7,740             | 8,307             | 8,807             | 10,539            | 11,390            | 12,394            | 2,139             | 2,342             | 2,264             | 2,337             | 2,504             | 2,645             | 2,832             | 14   |  |  |  |  |  |      |
| 3,227             | 1,835             | 1,919             | 1,990             | 1,760             | 2,082             | 2,991             | 842               | 482               | 512               | 610               | 600               | 720               | 990               | 1,065             | 694               | 796               | 876               | 648               | 867               | 1,171             | 15   |  |  |  |  |  |      |
| 113,211           | 121,557           | 129,665           | 138,591           | 149,968           | 162,453           | 175,164           | 58,801            | 63,943            | 68,792            | 74,128            | 81,226            | 89,521            | 97,335            | 13,495            | 14,699            | 15,403            | 16,090            | 17,037            | 18,074            | 19,506            | 16   |  |  |  |  |  |      |
| 89,770            | 97,251            | 104,418           | 112,382           | 122,219           | 133,533           | 144,940           | 48,085            | 51,841            | 56,276            | 61,219            | 67,302            | 75,042            | 82,264            | 10,798            | 11,853            | 12,433            | 12,951            | 13,757            | 14,625            | 15,841            | 17   |  |  |  |  |  |      |
| 8,118             | 818               | 843               | 894               | 999               | (D)               | (D)               | 373               | 390               | 414               | 449               | 507               | 580               | 677               | 199               | 199               | 200               | 204               | 227               | (D)               | (D)               | 18   |  |  |  |  |  |      |
| 778               | 806               | 856               | 961               | (D)               | (D)               | (D)               | 369               | 386               | 411               | 447               | 505               | 576               | (D)               | 181               | 183               | 187               | 193               | 215               | (D)               | (D)               | 19   |  |  |  |  |  |      |
| 40                | 39                | 37                | 37                | 38                | 43                | (D)               | 3                 | 3                 | 3                 | 1                 | 2                 | 3                 | (D)               | 17                | 16                | 13                | 11                | 12                | 14                | (D)               | 20   |  |  |  |  |  |      |
| 3,133             | 3,328             | 3,379             | 3,319             | 3,725             | (D)               | (D)               | 1,286             | 1,385             | 1,435             | 1,458             | 1,680             | 1,771             | 1,692             | 121               | 151               | 145               | 158               | 154               | 184               | 82                | 21   |  |  |  |  |  |      |
| 507               | 478               | 550               | 559               | 568               | 554               | (D)               | 188               | 141               | 161               | 177               | 188               | 189               | (D)               | 48                | 57                | 75                | 84                | 82                | (D)               | (D)               | 22   |  |  |  |  |  |      |
| 652               | 665               | 681               | 711               | 719               | (D)               | (D)               | 187               | 196               | 200               | 190               | 197               | 207               | (D)               | 3                 | 5                 | 7                 | 5                 | (D)               | 6                 | (D)               | 23   |  |  |  |  |  |      |
| 1,586             | 1,758             | 1,729             | 1,698             | 2,044             | (D)               | (D)               | 863               | 987               | 1,007             | 1,027             | 1,225             | 1,293             | (D)               | 3                 | 4                 | 3                 | 2                 | (D)               | (D)               | (D)               | 24   |  |  |  |  |  |      |
| 388               | 426               | 418               | 382               | 402               | 419               | 49                | 60                | 67                | 65                | 71                | 83                | (D)               | 6                 | 85                | 61                | 67                | 67                | 70                | 70                | 25                |      |  |  |  |  |  |      |
| 7,627             | 8,940             | 9,408             | 10,354            | 11,228            | 12,531            | 13,820            | 3,919             | 4,508             | 4,659             | 5,232             | 5,714             | 6,655             | 7,434             | 1,150             | 1,342             | 1,383             | 1,426             | 1,499             | 1,553             | 1,691             | 26   |  |  |  |  |  |      |
| 14,528            | 15,399            | 16,192            | 17,186            | 18,333            | 19,506            | 20,188            | 7,368             | 7,578             | 7,990             | 8,533             | 9,170             | 9,915             | 10,291            | 2,514             | 2,850             | 2,928             | 2,938             | 3,094             | 3,242             | 3,475             | 27   |  |  |  |  |  |      |
| 9,475             | 10,193            | 10,937            | 11,706            | 12,486            | 13,384            | 13,926            | 4,709             | 4,907             | 5,262             | 5,763             | 6,256             | 6,822             | 7,153             | 1,570             | 1,873             | 2,048             | 2,034             | 2,118             | 2,255             | 2,452             | 28   |  |  |  |  |  |      |
| 1,249             | 1,366             | 1,300             | 1,323             | 1,416             | 1,416             | (D)               | 134               | 155               | 157               | 157               | 187               | 207               | 199               | 667               | 756               | 726               | 726               | 740               | 758               | (D)               | 29   |  |  |  |  |  |      |
| 223               | 250               | 300               | 310               | 359               | 393               | (D)               | 106               | 114               | 137               | 156               | 184               | 199               | (D)               | 14                | 23                | 29                | 31                | 37                | 41                | (D)               | 30   |  |  |  |  |  |      |
| 555               | 617               | 642               | 764               | 784               | 862               | (D)               | 343               | 377               | 378               | 472               | 484               | 536               | (D)               | 37                | 43                | 46                | 46                | 47                | 49                | (D)               | 31   |  |  |  |  |  |      |
| 554               | 523               | 555               | 609               | 595               | 640               | (D)               | 213               | 171               | 155               | 155               | 154               | 150               | (D)               | 7                 | 9                 | 9                 | 10                | 9                 | 10                | (D)               | 32   |  |  |  |  |  |      |
| 736               | 806               | 873               | 918               | 983               | 1,054             | (D)               | 403               | 425               | 469               | 489               | 519               | 560               | (D)               | 69                | 86                | 92                | 95                | 101               | 101               | (D)               | 33   |  |  |  |  |  |      |
| 2,102             | 2,274             | 2,429             | 2,726             | 2,983             | 3,324             | (D)               | 1,300             | 1,393             | 1,473             | 1,612             | 1,802             | 2,023             | (D)               | 376               | 425               | 448               | 510               | 525               | 528               | (D)               | 34   |  |  |  |  |  |      |
| 1,227             | 1,407             | 1,617             | 1,642             | 1,791             | 1,942             | (D)               | 613               | 675               | 768               | 852               | 946               | 1,067             | (D)               | 323               | 440               | 582               | 498               | 533               | 570               | (D)               | 35   |  |  |  |  |  |      |
| 257               | 326               | 390               | 365               | 466               | (D)               | (D)               | 48                | 64                | 84                | 90                | 113               | 118               | (D)               | 23                | 28                | 32                | 32                | 35                | 38                | (D)               | 36   |  |  |  |  |  |      |
| 1,112             | 1,081             | 1,166             | 1,223             | 1,267             | 1,301             | (D)               | 539               | 511               | 582               | 652               | 697               | 723               | (D)               | 24                | 33                | 45                | 44                | 43                | 47                | (D)               | 37   |  |  |  |  |  |      |
| 1,126             | 1,158             | 1,275             | 1,347             | 1,429             | 1,511             | (D)               | 883               | 887               | 919               | 968               | 1,018             | 1,096             | (D)               | 13                | 14                | 16                | 17                | 22                | 34                | (D)               | 38   |  |  |  |  |  |      |
| 334               | 388               | 410               | 449               | 472               | 477               | (D)               | 129               | 135               | 140               | 144               | 152               | 153               | (D)               | 16                | 17                | 23                | 24                | 25                | 27                | (D)               | 39   |  |  |  |  |  |      |
| 5,054             | 5,205             | 5,255             | 5,480             | 5,847             | 6,122             | 6,262             | 2,659             | 2,671             | 2,728             | 2,769             | 2,914             | 3,093             | 3,139             | 944               | 977               | 880               | 904               | 975               | 987               | 1,023             | 40   |  |  |  |  |  |      |
| 1,794             | 1,797             | 1,838             | 1,879             | 2,029             | 2,068             | (D)               | 929               | 901               | 926               | 931               | 973               | 1,028             | (D)               | 474               | 485               | 489               | 508               | 558               | 547               | (D)               | 41   |  |  |  |  |  |      |
| (L)               | (L)               | (L)               | (L)               | (L)               | (L)               | (D)               | 0                 | 0                 | 0                 | 0                 | 0                 | 0                 | (D)               | 1                 | (L)               | (L)               | (L)               | (L)               | (L)               | (L)               | 42   |  |  |  |  |  |      |
| 17                | 19                | 24                | 20                | 22                | (D)               | (D)               | 7                 | 9                 | 11                | 9                 | 10                | 11                | (D)               | 1                 | 1                 | 1                 | 1                 | 2                 | 2                 | (D)               | 43   |  |  |  |  |  |      |
| 183               | 185               | 184               | 190               | 193               | 194               | (D)               | 94                | 97                | 101               | 105               | 105               | (D)               | 7                 | 8                 | 8                 | 8                 | 8                 | 8                 | 8                 | (D)               | 44   |  |  |  |  |  |      |
| 323               | 338               | 344               | 357               | 393               | (D)               | (D)               | 112               | 118               | 132               | 138               | (D)               | (D)               | 123               | 122               | 114               | 115               | 120               | 126               | (D)               | (D)               | 45   |  |  |  |  |  |      |
| 1,288             | 1,401             | 1,475             | 1,558             | 1,652             | 1,772             | (D)               | 820               | 893               | 934               | 977               | 1,033             | 1,117             | (D)               | 113               | 119               | 122               | 129               | 134               | 142               | (D)               | 46   |  |  |  |  |  |      |
| 845               | 812               | 695               | 703               | 766               | 839               | (D)               | 418               | 344               | 287               | 220               | 252               | 280               | (D)               | 198               | 210               | 116               | 113               | 120               | 125               | (D)               | 47   |  |  |  |  |  |      |
| 216               | 221               | 200               | 213               | 226               | 240               | (D)               | 46                | 46                | 42                | 44                | 48                | 53                | (D)               | 1                 | 1                 | 1                 | 1                 | 1                 | 1                 | (D)               | 48   |  |  |  |  |  |      |
| 323               | 367               | 428               | 491               | 495               | 510               | (D)               | 206               | 233               | 264               | 315               | 305               | 305               | (D)               | 21                | 26                | 27                | 28                | 30                | 32                | (D)               | 49   |  |  |  |  |  |      |
| 63                | 65                | 66                | 70                | 65                | (D)               | (D)               | 53                | 54                | 56                | 59                | 60                | 56                | (D)               | 6                 | 6                 | 3                 | 3                 | 3                 | 3                 | (D)               | 50   |  |  |  |  |  |      |
| 9,972             | 10,535            | 11,378            | 12,355            | 13,287            | 14,429            | 15,667            | 5,615             | 5,939             | 6,621             | 7,416             | 8,049             | 8,888             | 9,935             | 947               | 994               | 1,056             | 1,112             | 1,178             | 1,263             | 1,319             | 51   |  |  |  |  |  |      |
| 834               | 840               | 870               | 888               | 866               | (D)               | (D)               | 254               | 270               | 272               | 274               | 236               | (D)               | (D)               | 107               | 105               | 108               | 109               | 107               | (D)               | (D)               | 52   |  |  |  |  |  |      |
| 1,954             | 2,081             | 2,172             | 2,233             | 2,401             | 2,576             | (D)               | 796               | 831               | 866               | 891               | 935               | 1,006             | (D)               | 277               | 301               | 321               | 331               | 359               | 382               | (D)               | 53   |  |  |  |  |  |      |
| 7                 | 9                 | 7                 | 9                 | 11                | (D)               | (D)               | 2                 | 2                 | 2                 | 2                 | 3                 | (D)               | (D)               | 5                 | 5                 | 4                 | 4                 | 4                 | 5                 | (D)               | 54   |  |  |  |  |  |      |
| 2,032             | 2,110             | 2,042             | 2,187             | 2,349             | (D)               | (D)               | 1,2               |                   |                   |                   |                   |                   |                   |                   |                   |                   |                   |                   |                   |                   |      |  |  |  |  |  |      |



Table 5.—Personal Income by Major Source

[Millions]

| Line                                 | Item   | Montana           |                   |                   |                   |                   |                   |                   | Utah              |                   |                   |                   |                   |                   |                   |
|--------------------------------------|--|-------------------|-------------------|-------------------|-------------------|-------------------|-------------------|-------------------|-------------------|-------------------|-------------------|-------------------|-------------------|-------------------|-------------------|
|                                      |  | 1993 <sup>r</sup> | 1994 <sup>r</sup> | 1995 <sup>r</sup> | 1996 <sup>r</sup> | 1997 <sup>r</sup> | 1998 <sup>r</sup> | 1999 <sup>r</sup> | 1993 <sup>r</sup> | 1994 <sup>r</sup> | 1995 <sup>r</sup> | 1996 <sup>r</sup> | 1997 <sup>r</sup> | 1998 <sup>r</sup> | 1999 <sup>r</sup> |
| <b>Income by Place of Residence</b>  |  |                   |                   |                   |                   |                   |                   |                   |                   |                   |                   |                   |                   |                   |                   |
| 1                                    | Personal income (lines 4-9) .....                                      | 15,178            | 15,499            | 16,297            | 16,992            | 17,688            | 18,671            | 19,699            | 31,950            | 34,579            | 37,278            | 40,354            | 43,770            | 46,717            | 49,745            |
| 2                                    | Population (thousands) .....   | 840               | 855               | 869               | 877               | 879               | 880               | 883               | 1,876             | 1,930             | 1,977             | 2,022             | 2,065             | 2,101             | 2,130             |
| 3                                    | Per capita personal income (dollars) .....                             | 18,072            | 18,129            | 18,764            | 19,383            | 20,130            | 21,229            | 22,314            | 17,031            | 17,912            | 18,858            | 19,955            | 21,192            | 22,240            | 23,356            |
| <b>Derivation of Personal Income</b> |  |                   |                   |                   |                   |                   |                   |                   |                   |                   |                   |                   |                   |                   |                   |
| 4                                    | Earnings by place of work (lines 10-14 or 15-85) .....                 | 10,189            | 10,269            | 10,600            | 10,984            | 11,348            | 12,009            | 12,723            | 24,338            | 26,394            | 28,445            | 30,777            | 33,297            | 35,540            | 37,966            |
| 5                                    | Less: Personal contributions for social insurance <sup>4</sup> .....   | 641               | 684               | 717               | 748               | 779               | 813               | 849               | 1,396             | 1,532             | 1,673             | 1,793             | 1,942             | 2,055             | 2,179             |
| 6                                    | Plus: Adjustment for residence <sup>5</sup> .....                      | -5                | -1                | 1                 | 3                 | -7                | -4                | -3                | 8                 | 7                 | 6                 | 17                | 19                | 23                | 28                |
| 7                                    | Equals: Net earnings by place of residence .....                       | 9,543             | 9,584             | 9,885             | 10,240            | 10,562            | 11,193            | 11,870            | 22,951            | 24,869            | 26,778            | 29,000            | 31,374            | 33,508            | 35,815            |
| 8                                    | Plus: Dividends, interest, and rent <sup>6</sup> .....                 | 3,147             | 3,334             | 3,628             | 3,857             | 4,193             | 4,415             | 4,634             | 5,180             | 5,802             | 6,293             | 6,909             | 7,701             | 8,351             | 8,876             |
| 9                                    | Plus: Transfer payments .....  | 2,488             | 2,581             | 2,784             | 2,895             | 2,934             | 3,063             | 3,194             | 3,819             | 3,908             | 4,206             | 4,445             | 4,696             | 4,857             | 5,054             |
| <b>Earnings by Place of Work</b>     |  |                   |                   |                   |                   |                   |                   |                   |                   |                   |                   |                   |                   |                   |                   |
| Components of earnings:              |  |                   |                   |                   |                   |                   |                   |                   |                   |                   |                   |                   |                   |                   |                   |
| 10                                   | Wage and salary disbursements .....                                    | 6,937             | 7,326             | 7,681             | 8,122             | 8,521             | 9,006             | 9,484             | 18,847            | 20,504            | 22,470            | 24,498            | 26,681            | 28,605            | 30,582            |
| 11                                   | Other labor income .....   | 1,126             | 1,196             | 1,191             | 1,216             | 1,213             | 1,247             | 1,288             | 3,022             | 3,231             | 3,281             | 3,382             | 3,482             | 3,596             | 3,753             |
| 12                                   | Proprietors' income <sup>7</sup> .....                                 | 2,125             | 1,746             | 1,728             | 1,646             | 1,614             | 1,756             | 1,951             | 2,469             | 2,660             | 2,695             | 2,896             | 3,134             | 3,339             | 3,631             |
| 13                                   | Farm .....   | 667               | 225               | 227               | 153               | 35                | 107               | 215               | 241               | 127               | 73                | 75                | 73                | 95                | 102               |
| 14                                   | Nonfarm .....  | 1,459             | 1,521             | 1,501             | 1,493             | 1,579             | 1,649             | 1,736             | 2,228             | 2,532             | 2,622             | 2,821             | 3,061             | 3,244             | 3,530             |
| <b>Earnings by Industry</b>          |  |                   |                   |                   |                   |                   |                   |                   |                   |                   |                   |                   |                   |                   |                   |
| 15                                   | Farm .....   | 767               | 350               | 359               | 279               | 173               | 244               | 363               | 309               | 212               | 162               | 162               | 172               | 193               | 207               |
| 16                                   | Nonfarm .....  | 9,422             | 9,919             | 10,242            | 10,706            | 11,175            | 11,765            | 12,359            | 24,029            | 26,182            | 28,283            | 30,615            | 33,125            | 35,347            | 37,759            |
| 17                                   | Private .....  | 7,166             | 7,573             | 7,858             | 8,216             | 8,642             | 9,146             | 9,649             | 18,955            | 20,915            | 22,704            | 24,759            | 26,946            | 28,872            | 30,975            |
| 18                                   | Agricultural services, forestry, fishing, and other <sup>8</sup> ..... | 107               | 92                | 84                | 78                | 86                | 95                | 105               | 86                | 87                | 99                | 115               | 128               | 140               | 158               |
| 19                                   | Agricultural services .....  | 95                | 80                | 75                | 72                | 78                | 85                | 92                | 83                | 85                | 92                | 102               | 117               | 130               | n.a.              |
| 20                                   | Forestry, fishing, and other <sup>8</sup> .....                        | 12                | 12                | 9                 | 7                 | 8                 | 10                | n.a.              | 2                 | 3                 | 7                 | 13                | 11                | 10                | n.a.              |
| 21                                   | Mining .....   | 258               | 262               | 293               | 287               | 305               | 296               | 293               | 396               | 400               | 411               | 405               | 436               | 431               | 395               |
| 22                                   | Metal mining .....   | 93                | 101               | 120               | 108               | 98                | 93                | n.a.              | 147               | 149               | 165               | 161               | 161               | 153               | n.a.              |
| 23                                   | Coal mining .....  | 62                | 60                | 67                | 62                | (D)               | 69                | n.a.              | 119               | 118               | 120               | 123               | 135               | 129               | n.a.              |
| 24                                   | Oil and gas extraction .....   | 73                | 72                | 75                | 84                | (D)               | 97                | n.a.              | 97                | 95                | 93                | 86                | 103               | 108               | n.a.              |
| 25                                   | Nonmetallic minerals, except fuels .....                               | 31                | 30                | 31                | 33                | 35                | 36                | n.a.              | 34                | 38                | 34                | 35                | 38                | 40                | n.a.              |
| 26                                   | Construction .....   | 628               | 718               | 730               | 785               | 843               | 903               | 931               | 1,488             | 1,854             | 2,121             | 2,362             | 2,588             | 2,783             | 3,055             |
| 27                                   | Manufacturing .....  | 773               | 781               | 781               | 817               | 854               | 950               | 929               | 3,559             | 3,854             | 4,160             | 4,488             | 4,799             | 4,955             | 5,035             |
| 28                                   | Durable goods .....  | 496               | 494               | 494               | 523               | 545               | 633               | 598               | 2,564             | 2,769             | 2,975             | 3,204             | 3,383             | 3,480             | 3,520             |
| 29                                   | Lumber and wood products .....   | 313               | 297               | 269               | 267               | 275               | 286               | n.a.              | 93                | 113               | 109               | 120               | 126               | 127               | n.a.              |
| 30                                   | Furniture and fixtures .....   | 11                | 13                | 12                | 12                | 15                | 16                | n.a.              | 90                | 98                | 100               | 107               | 120               | 132               | n.a.              |
| 31                                   | Stone, clay, and glass products .....                                  | 31                | 35                | 36                | 37                | 37                | 39                | n.a.              | 123               | 138               | 159               | 182               | 187               | 207               | n.a.              |
| 32                                   | Primary metal industries .....   | 43                | 33                | 42                | 57                | 55                | 115               | n.a.              | 281               | 300               | 332               | 349               | 344               | 330               | n.a.              |
| 33                                   | Fabricated metal products .....  | 17                | 19                | 21                | 23                | 25                | 25                | n.a.              | 234               | 260               | 275               | 293               | 319               | 344               | n.a.              |
| 34                                   | Industrial machinery and equipment .....                               | 22                | 30                | 42                | 52                | 59                | 61                | n.a.              | 370               | 389               | 429               | 515               | 561               | 626               | n.a.              |
| 35                                   | Electronic and other electric equipment .....                          | 6                 | 7                 | 9                 | 7                 | 9                 | 17                | n.a.              | 282               | 282               | 250               | 277               | 296               | 280               | n.a.              |
| 36                                   | Motor vehicles and equipment .....                                     | 6                 | 6                 | 6                 | 6                 | 7                 | 8                 | n.a.              | 178               | 225               | 265               | 264               | 298               | 300               | n.a.              |
| 37                                   | Other transportation equipment .....                                   | 6                 | 9                 | 10                | 9                 | 11                | 11                | n.a.              | 538               | 524               | 524               | 513               | 510               | 514               | n.a.              |
| 38                                   | Instruments and related products .....                                 | 9                 | 10                | 11                | 11                | 11                | 12                | n.a.              | 219               | 244               | 326               | 348               | 373               | 373               | n.a.              |
| 39                                   | Miscellaneous manufacturing industries .....                           | 32                | 35                | 37                | 40                | 40                | 42                | n.a.              | 154               | 196               | 206               | 237               | 250               | 248               | n.a.              |
| 40                                   | Nondurable goods .....   | 277               | 288               | 287               | 294               | 309               | 317               | 330               | 995               | 1,085             | 1,185             | 1,284             | 1,416             | 1,475             | 1,515             |
| 41                                   | Food and kindred products .....  | 68                | 71                | 70                | 73                | 76                | 75                | n.a.              | 296               | 312               | 326               | 340               | 394               | 390               | n.a.              |
| 42                                   | Tobacco products .....   | (L)               | (L)               | (L)               | (L)               | (L)               | (L)               | n.a.              | (L)               | 0                 | 0                 | 0                 | 0                 | 0                 | n.a.              |
| 43                                   | Textile mill products .....  | (D)               | (D)               | (L)               | (L)               | 1                 | (D)               | n.a.              | (D)               | (D)               | 11                | 9                 | 8                 | 11                | n.a.              |
| 44                                   | Apparel and other textile products .....                               | (D)               | (D)               | 11                | 11                | 11                | 10                | n.a.              | 79                | 78                | 69                | 72                | 70                | 68                | n.a.              |
| 45                                   | Paper and allied products .....  | 40                | 41                | 42                | 41                | 45                | (D)               | n.a.              | 66                | 70                | 76                | 83                | 94                | 98                | n.a.              |
| 46                                   | Printing and publishing .....  | 66                | 69                | 70                | 73                | 75                | 81                | n.a.              | 247               | 277               | 311               | 342               | 372               | 391               | n.a.              |
| 47                                   | Chemicals and allied products .....                                    | 29                | 30                | 32                | 26                | 27                | 32                | n.a.              | 148               | 175               | 206               | 240               | 263               | 285               | n.a.              |
| 48                                   | Petroleum and coal products .....                                      | 56                | 56                | 53                | 60                | 62                | 63                | n.a.              | 66                | 70                | 62                | 65                | 70                | 75                | n.a.              |
| 49                                   | Rubber and miscellaneous plastics products .....                       | 6                 | 8                 | 8                 | 9                 | 9                 | 9                 | n.a.              | 83                | 93                | 121               | 131               | 142               | 153               | n.a.              |
| 50                                   | Leather and leather products .....                                     | (P)               | (P)               | 2                 | 2                 | 2                 | 2                 | n.a.              | (P)               | (P)               | 3                 | 4                 | 3                 | 3                 | n.a.              |
| 51                                   | Transportation and public utilities .....                              | 850               | 886               | 892               | 886               | 924               | 970               | 1,012             | 1,912             | 2,060             | 2,160             | 2,297             | 2,467             | 2,612             | 2,689             |
| 52                                   | Railroad transportation .....  | 168               | 160               | 163               | 176               | 184               | 192               | n.a.              | 133               | 130               | 132               | 134               | 139               | 145               | n.a.              |
| 53                                   | Trucking and warehousing .....   | 215               | 229               | 233               | 228               | 249               | 268               | n.a.              | 513               | 570               | 615               | 655               | 722               | 776               | n.a.              |
| 54                                   | Water transportation .....   | 1                 | 1                 | (L)               | 1                 | 1                 | 1                 | n.a.              | (L)               | 1                 | 1                 | 1                 | 2                 | 3                 | n.a.              |
| 55                                   | Other transportation .....   | 117               | 129               | 129               | 130               | 133               | 141               | n.a.              | 509               | 538               | 522               | 556               | 588               | 626               | n.a.              |
| 56                                   | Communications .....   | 133               | 138               | 141               | 140               | 143               | 158               | n.a.              | 319               | 334               | 363               | 390               | 420               | 462               | n.a.              |
| 57                                   | Electric, gas, and sanitary services .....                             | 216               | 230               | 225               | 211               | 214               | 210               | n.a.              | 439               | 488               | 527               | 562               | 596               | 600               | n.a.              |
| 58                                   | Wholesale trade .....  | 503               | 532               | 552               | 572               | 590               | 619               | 659               | 1,317             | 1,437             | 1,577             | 1,745             | 1,863             | 2,037             | 2,232             |
| 59                                   | Retail trade .....   | 1,173             | 1,237             | 1,268             | 1,310             | 1,366             | 1,415             | 1,495             | 2,346             | 2,673             | 2,916             | 3,151             | 3,452             | 3,649             | 3,938             |
| 60                                   | Finance, insurance, and real estate .....                              | 506               | 518               | 557               | 600               | 646               | 709               | 774               | 1,578             | 1,725             | 1,940             | 2,192             | 2,503             | 2,793             | 2,987             |
| 61                                   | Depository and nondepository institutions .....                        | 171               | 177               | 179               | 193               | 206               | 231               | n.a.              | 579               | 635               | 663               | 760               | 907               | 1,052             | n.a.              |
| 62                                   | Other finance, insurance, and real estate .....                        | 335               | 341               | 377               | 407               | 440               | 478               | n.a.              | 999               | 1,090             | 1,278             | 1,431             | 1,596             | 1,740             | n.a.              |
| 63                                   | Services .....   | 2,369             | 2,547             | 2,702             | 2,880             | 3,030             | 3,190             | 3,451             | 6,273             | 6,825             | 7,319             | 8,005             | 8,710             | 9,472             | 10,486            |
| 64                                   | Hotels and other lodging places .....                                  | 105               | 113               | 124               | 134               | 133               | 143               | n.a.              | 200               | 210               | 220               | 242               | 274               | 308               | n.a.              |
| 65                                   | Personal services .....  | 93                | 102               | 96                | 96                | 100               | 103               | n.a.              | 213               | 243               | 218               | 231               | 246               | 257               | n.a.              |
| 66                                   | Private households .....   | 22                | 23                | 25                | 25                | 25                | 29                | n.a.              | 32                | 34                | 37                | 37                | 38                | 44                | n.a.              |
| 67                                   | Business services .....  | 229               | 267               | 292               | 322               | 362               | 372               | n.a.              | 1,267             | 1,415             | 1,586             | 1,809             | 2,064             | 2,343             | n.a.              |
| 68                                   | Auto repair, services, and parking .....                               | 101               | 115               | 116               | 122               | 128               | 138               | n.a.              | 219               | 251               | 264               | 288               | 313               | 350               | n.a.              |
| 69                                   | Miscellaneous repair services .....                                    | 49                | 52                | 51                | 50                | 53                | 56                | n.a.              | 94                | 102               | 113               | 121               | 125               | 138               | n.a.              |
| 70                                   | Amusement and recreation services .....                                | 90                | 97                | 103               | 109               | 110               | 113               | n.a.              | 177               | 193               | 221               | 252               | 273               | 299               | n.a.              |
| 71                                   | Motion pictures .....  | 31                | 20                | 25                | 30                | 28                | 26                | n.a.              | 96                | 94                | 143               | 150               | 143               | 140               | n.a.              |
| 72                                   | Health services .....  | 948               | 1,008             | 1,065             | 1,143             | 1,178             | 1,232             | n.a.              | 1,856             | 1,948             | 2,047             | 2,236             | 2,383             | 2,522             | n.a.              |
| 73                                   | Legal services .....   | 136               | 142               | 139               | 149               | 161               | 172               | n.a.              | 308               | 327               | 341               | 350               | 373               | 422               | n.a.              |
| 74                                   | Educational services .....   | 54                | 59                | 63                | 68                | 73                | 79                | n.a.              | 342               | 381               | 391               | 406               | 435               | 453               | n.a.              |
| 75                                   | Social services .....  | 116               | 122               | 134               | 150               | 160               | 180               | n.a.              | 139               | 154               | 171               | 197               | 224               | 247               | n.a.              |
| 76                                   | Museums, botanical, zoological gardens .....                           | 2                 | 2                 | 2                 | 3                 | 3                 | 3                 | n.a.              | 3                 | 3                 | 4                 | 7                 | 9                 | 9                 | n.a.              |
| 77                                   |  |                   |                   |                   |                   |                   |                   |                   |                   |                   |                   |                   |                   |                   |                   |

and Earnings by Industry<sup>1</sup>, 1993-99-Continued  
of dollars]

| Wyoming           |                   |                   |                   |                   |                   |                   |                   |                   | Far West          |                   |                   |                   |                   |                   |                   |                   |                   | Alaska            |                   |                   |    |  |  |  |  |  | Line |
|-------------------|-------------------|-------------------|-------------------|-------------------|-------------------|-------------------|-------------------|-------------------|-------------------|-------------------|-------------------|-------------------|-------------------|-------------------|-------------------|-------------------|-------------------|-------------------|-------------------|-------------------|----|--|--|--|--|--|------|
| 1993 <sup>r</sup> | 1994 <sup>r</sup> | 1995 <sup>r</sup> | 1996 <sup>r</sup> | 1997 <sup>r</sup> | 1998 <sup>r</sup> | 1999 <sup>p</sup> | 1993 <sup>r</sup> | 1994 <sup>r</sup> | 1995 <sup>r</sup> | 1996 <sup>r</sup> | 1997 <sup>r</sup> | 1998 <sup>r</sup> | 1999 <sup>p</sup> | 1993 <sup>r</sup> | 1994 <sup>r</sup> | 1995 <sup>r</sup> | 1996 <sup>r</sup> | 1997 <sup>r</sup> | 1998 <sup>r</sup> | 1999 <sup>p</sup> |    |  |  |  |  |  |      |
| 9,515             | 9,954             | 10,293            | 10,609            | 11,329            | 11,671            | 12,471            | 969,886           | 1,005,357         | 1,057,453         | 1,116,779         | 1,190,198         | 1,268,742         | 1,358,300         | 14,789            | 15,168            | 15,513            | 15,762            | 16,433            | 17,124            | 17,670            | 1  |  |  |  |  |  |      |
| 469               | 475               | 478               | 480               | 480               | 480               | 480               | 42,568            | 42,970            | 43,374            | 43,872            | 44,539            | 45,202            | 45,832            | 597               | 601               | 601               | 605               | 609               | 615               | 620               | 2  |  |  |  |  |  |      |
| 20,287            | 20,957            | 21,514            | 22,098            | 23,601            | 24,312            | 26,003            | 22,784            | 23,397            | 24,380            | 25,456            | 26,723            | 28,068            | 29,637            | 24,772            | 25,253            | 25,798            | 26,057            | 26,990            | 27,835            | 28,523            | 3  |  |  |  |  |  |      |
| 6,708             | 6,911             | 7,034             | 7,116             | 7,572             | 7,804             | 8,464             | 706,595           | 728,526           | 758,325           | 802,129           | 862,733           | 929,102           | 1,007,077         | 12,054            | 12,219            | 12,333            | 12,389            | 12,660            | 13,112            | 13,340            | 4  |  |  |  |  |  |      |
| 398               | 423               | 437               | 447               | 468               | 487               | 514               | 41,623            | 43,657            | 45,660            | 47,530            | 50,444            | 53,965            | 58,282            | 586               | 615               | 632               | 639               | 660               | 685               | 691               | 5  |  |  |  |  |  |      |
| -17               | -20               | -20               | -19               | -17               | -18               | -18               | -798              | -834              | -891              | -986              | -1,064            | -1,151            | -1,283            | -738              | -755              | -758              | -772              | -769              | -813              | -823              | 6  |  |  |  |  |  |      |
| 6,293             | 6,468             | 6,577             | 6,650             | 7,087             | 7,299             | 7,931             | 664,174           | 684,034           | 711,774           | 753,613           | 811,224           | 873,986           | 947,511           | 10,730            | 10,849            | 10,943            | 10,979            | 11,231            | 11,614            | 11,827            | 7  |  |  |  |  |  |      |
| 2,047             | 2,245             | 2,404             | 2,567             | 2,799             | 2,898             | 3,011             | 177,510           | 188,517           | 205,915           | 217,538           | 231,447           | 243,325           | 253,867           | 2,244             | 2,454             | 2,623             | 2,695             | 2,932             | 3,069             | 3,188             | 8  |  |  |  |  |  |      |
| 1,176             | 1,241             | 1,312             | 1,393             | 1,443             | 1,475             | 1,529             | 128,202           | 132,905           | 139,763           | 145,629           | 147,527           | 151,432           | 156,922           | 1,815             | 1,865             | 1,948             | 2,088             | 2,270             | 2,441             | 2,656             | 9  |  |  |  |  |  |      |
| 4,846             | 5,091             | 5,247             | 5,392             | 5,691             | 5,979             | 6,356             | 525,355           | 543,566           | 573,178           | 610,672           | 660,535           | 717,163           | 780,274           | 8,943             | 9,162             | 9,270             | 9,379             | 9,630             | 10,027            | 10,172            | 10 |  |  |  |  |  |      |
| 752               | 788               | 761               | 747               | 740               | 751               | 780               | 82,651            | 85,273            | 81,870            | 80,856            | 82,854            | 86,075            | 90,995            | 1,768             | 1,781             | 1,708             | 1,720             | 1,671             | 1,677             | 1,110             | 11 |  |  |  |  |  |      |
| 1,110             | 1,032             | 1,026             | 977               | 1,141             | 1,074             | 1,328             | 98,590            | 99,687            | 103,277           | 110,602           | 119,343           | 125,863           | 135,809           | 1,343             | 1,275             | 1,356             | 1,290             | 1,358             | 1,406             | 1,491             | 12 |  |  |  |  |  |      |
| 192               | 34                | 23                | (L)               | 97                | -12               | 183               | 5,954             | 5,151             | 4,313             | 4,873             | 5,147             | 4,518             | 4,577             | 8                 | 11                | 12                | 12                | 16                | 13                | 13                | 13 |  |  |  |  |  |      |
| 918               | 998               | 1,003             | 977               | 1,044             | 1,086             | 1,144             | 92,636            | 94,536            | 99,965            | 105,728           | 114,196           | 121,345           | 131,232           | 1,335             | 1,265             | 1,344             | 1,278             | 1,342             | 1,393             | 1,478             | 14 |  |  |  |  |  |      |
| 244               | 98                | 90                | 64                | 168               | 58                | 259               | 9,947             | 9,326             | 9,060             | 10,215            | 10,718            | 10,498            | 11,389            | 12                | 15                | 17                | 17                | 22                | 19                | 19                | 15 |  |  |  |  |  |      |
| 6,464             | 6,813             | 6,944             | 7,052             | 7,404             | 7,746             | 8,204             | 696,648           | 719,200           | 749,265           | 791,913           | 852,015           | 918,604           | 995,688           | 12,041            | 12,203            | 12,317            | 12,372            | 12,638            | 13,093            | 13,321            | 16 |  |  |  |  |  |      |
| 4,765             | 5,069             | 5,145             | 5,236             | 5,572             | 5,849             | 6,212             | 564,662           | 583,421           | 610,129           | 650,544           | 705,721           | 765,763           | 835,187           | 7,670             | 7,902             | 8,052             | 8,041             | 8,316             | 8,750             | 8,940             | 17 |  |  |  |  |  |      |
| 54                | 50                | 46                | 48                | 52                | 57                | 65                | 7,826             | 7,497             | 7,660             | 7,632             | 8,508             | 9,289             | 10,240            | 296               | 205               | 177               | 177               | 195               | 195               | 222               | 18 |  |  |  |  |  |      |
| 49                | 44                | 42                | 43                | 47                | 51                | 51                | 6,553             | 6,317             | 6,613             | 6,883             | 7,602             | 8,335             | n.a.              | 25                | 24                | 26                | 27                | 28                | 30                | n.a.              | 19 |  |  |  |  |  |      |
| 5                 | 6                 | 4                 | 5                 | 5                 | 6                 | n.a.              | 1,273             | 1,180             | 1,046             | 748               | 906               | 954               | n.a.              | 271               | 185               | 179               | 151               | 167               | 165               | n.a.              | 20 |  |  |  |  |  |      |
| 1,071             | 1,130             | 1,094             | 1,011             | 1,145             | 1,153             | 1,123             | 4,037             | 3,942             | 3,958             | 4,179             | 4,479             | (D)               | (D)               | 861               | 899               | 880               | 878               | 875               | (D)               | (D)               | 21 |  |  |  |  |  |      |
| 30                | 31                | 29                | 29                | 36                | 36                | n.a.              | 818               | 822               | 896               | 988               | 1,013             | (D)               | (D)               | 561               | 61                | 62                | 70                | 86                | 93                | n.a.              | 22 |  |  |  |  |  |      |
| 282               | 286               | 288               | 299               | 306               | 308               | n.a.              | 130               | 115               | 116               | 116               | 123               | (D)               | (D)               | 11                | (D)               | 16                | 16                | 16                | (D)               | (D)               | 23 |  |  |  |  |  |      |
| 551               | 599               | 551               | 500               | 611               | 620               | n.a.              | 2,572             | 2,469             | 2,395             | 2,500             | 2,739             | 2,742             | n.a.              | 784               | 819               | 789               | 778               | 760               | 823               | n.a.              | 24 |  |  |  |  |  |      |
| 207               | 214               | 225               | 182               | 191               | 189               | n.a.              | 517               | 537               | 550               | 575               | 604               | 659               | n.a.              | 7                 | (D)               | (D)               | (D)               | 13                | (D)               | (D)               | 25 |  |  |  |  |  |      |
| 442               | 518               | 516               | 548               | 584               | 637               | 708               | 37,148            | 40,206            | 41,634            | 44,643            | 49,110            | (D)               | (D)               | 813               | 899               | 926               | 910               | 920               | (D)               | (D)               | 26 |  |  |  |  |  |      |
| 315               | 335               | 333               | 410               | 417               | 445               | 458               | 105,621           | 107,981           | 110,195           | 116,055           | 127,130           | 135,920           | 143,819           | 652               | 629               | 641               | 601               | 583               | 566               | 569               | 27 |  |  |  |  |  |      |
| 136               | 151               | 158               | 181               | 184               | 194               | 203               | 72,679            | 73,907            | 76,239            | 81,574            | 90,419            | 97,517            | 102,972           | 188               | 186               | 193               | 181               | 182               | 164               | 172               | 28 |  |  |  |  |  |      |
| 42                | 45                | 39                | 37                | 39                | 39                | n.a.              | 5,501             | 5,771             | 5,588             | 5,574             | 5,912             | 5,985             | n.a.              | 149               | 140               | 134               | 111               | 114               | 92                | n.a.              | 29 |  |  |  |  |  |      |
| 1                 | 2                 | 2                 | 3                 | 3                 | 4                 | n.a.              | 1,654             | 1,693             | 1,705             | 1,805             | 2,078             | 2,361             | n.a.              | 1                 | 2                 | 2                 | 2                 | (D)               | (D)               | (D)               | 30 |  |  |  |  |  |      |
| 21                | 23                | 23                | 29                | 29                | 31                | n.a.              | 2,540             | 2,655             | 2,665             | 2,872             | 2,949             | 3,189             | n.a.              | 15                | 16                | 16                | 16                | 16                | 18                | n.a.              | 31 |  |  |  |  |  |      |
| 10                | 11                | 17                | 39                | 33                | 34                | n.a.              | 2,384             | 2,395             | 2,461             | 2,724             | 2,884             | (D)               | (D)               | 2                 | 2                 | 3                 | 13                | 10                | (D)               | (D)               | 32 |  |  |  |  |  |      |
| 12                | 16                | 17                | 17                | 19                | 23                | n.a.              | 5,366             | 5,725             | 5,956             | 6,142             | 6,500             | 6,933             | n.a.              | 5                 | 6                 | 11                | 12                | 9                 | 10                | (D)               | 33 |  |  |  |  |  |      |
| 35                | 36                | 37                | 37                | 36                | 35                | n.a.              | 12,067            | 12,654            | 13,994            | 15,093            | 17,839            | 19,393            | n.a.              | 5                 | 6                 | 10                | 12                | 11                | 12                | n.a.              | 34 |  |  |  |  |  |      |
| 2                 | 2                 | 2                 | 2                 | 2                 | 2                 | n.a.              | 12,411            | 12,905            | 14,805            | 16,305            | 18,876            | (D)               | (D)               | 1                 | (D)               | 4                 | (D)               | 1                 | (D)               | (D)               | 35 |  |  |  |  |  |      |
| 1                 | 2                 | 2                 | 2                 | 2                 | 2                 | n.a.              | 1,798             | 2,118             | 2,163             | 2,113             | 2,163             | (D)               | (D)               | (L)               | (L)               | (L)               | (L)               | (L)               | (L)               | (L)               | 36 |  |  |  |  |  |      |
| 5                 | 5                 | 5                 | 6                 | 5                 | 6                 | n.a.              | 15,797            | 14,771            | 13,653            | 14,016            | 15,415            | (D)               | (D)               | 7                 | 8                 | 9                 | 11                | 12                | (D)               | (D)               | 37 |  |  |  |  |  |      |
| 3                 | 3                 | 3                 | 3                 | 5                 | 5                 | n.a.              | 11,411            | 11,229            | 11,317            | 12,125            | 13,194            | (D)               | (D)               | 2                 | 2                 | 3                 | 2                 | 3                 | (D)               | (D)               | 38 |  |  |  |  |  |      |
| 3                 | 5                 | 4                 | 4                 | 4                 | 6                 | n.a.              | 3,751             | 3,991             | 2,131             | 2,309             | 2,494             | (D)               | (D)               | 1                 | 2                 | 2                 | 2                 | 2                 | (D)               | (D)               | 39 |  |  |  |  |  |      |
| 179               | 184               | 175               | 229               | 233               | 250               | 255               | 32,943            | 34,074            | 33,956            | 34,976            | 36,711            | 38,403            | 40,847            | 464               | 443               | 446               | 420               | 401               | 402               | 397               | 40 |  |  |  |  |  |      |
| 28                | 28                | 27                | 28                | 28                | 27                | n.a.              | 8,792             | 8,947             | 8,697             | 9,046             | 9,431             | 9,722             | n.a.              | 308               | 297               | 301               | 274               | 258               | 263               | n.a.              | 41 |  |  |  |  |  |      |
| (L)               | (D)               | 0                 | 0                 | 0                 | 0                 | n.a.              | 2                 | 2                 | 3                 | 5                 | 5                 | (D)               | (D)               | (L)               | (L)               | (L)               | (L)               | (L)               | (L)               | (L)               | 42 |  |  |  |  |  |      |
| (D)               | (D)               | 1                 | (L)               | 1                 | (D)               | n.a.              | 550               | 614               | 585               | 615               | 734               | 835               | n.a.              | (D)               | (L)               | (D)               | (D)               | (D)               | (D)               | (D)               | 43 |  |  |  |  |  |      |
| 2                 | 2                 | 2                 | 3                 | 3                 | 3                 | n.a.              | 3,339             | 3,468             | 3,597             | 3,715             | 3,834             | 3,916             | n.a.              | 2                 | 1                 | 1                 | 1                 | 1                 | 1                 | n.a.              | 44 |  |  |  |  |  |      |
| (D)               | (D)               | (L)               | 1                 | 1                 | (D)               | n.a.              | 3,020             | 3,069             | 3,091             | 3,147             | 3,245             | 3,296             | n.a.              | 46                | (D)               | (D)               | (D)               | 20                | 7                 | n.a.              | 45 |  |  |  |  |  |      |
| 42                | 42                | 38                | 39                | 39                | 41                | n.a.              | 8,191             | 8,489             | 8,510             | 8,778             | 9,046             | 9,638             | n.a.              | 49                | 50                | 50                | 49                | 49                | 52                | n.a.              | 46 |  |  |  |  |  |      |
| 51                | 53                | 54                | 104               | 105               | 116               | n.a.              | 4,242             | 4,461             | 4,524             | 4,576             | 4,939             | 5,149             | n.a.              | 31                | (D)               | (D)               | (D)               | 40                | 34                | n.a.              | 47 |  |  |  |  |  |      |
| 47                | 48                | 42                | 44                | 45                | 49                | n.a.              | 2,014             | 2,053             | 1,861             | 1,836             | 1,948             | 2,208             | n.a.              | 27                | 29                | (D)               | 28                | 32                | 42                | n.a.              | 48 |  |  |  |  |  |      |
| 7                 | 8                 | 9                 | 9                 | 10                | 11                | n.a.              | 2,631             | 2,807             | 2,916             | 3,087             | 3,349             | (D)               | (D)               | 2                 | 2                 | 1                 | 2                 | 2                 | (D)               | (D)               | 49 |  |  |  |  |  |      |
| 1                 | 1                 | 1                 | 1                 | 1                 | 1                 | n.a.              | 161               | 163               | 172               | 173               | 181               | 191               | n.a.              | (D)               | (L)               | (L)               | (D)               | (D)               | (D)               | (D)               | 50 |  |  |  |  |  |      |
| 647               | 657               | 649               | 644               | 668               | 696               | 712               | 44,261            | 46,205            | 48,155            | 51,189            | 55,419            | 58,221            | 63,147            | 1,129             | 1,181             | 1,160             | 1,148             | 1,222             | 1,308             | 1,328             | 51 |  |  |  |  |  |      |
| 171               | 175               | 190               | 195               | 199               | (D)               | n.a.              | 1,341             | 1,268             | 1,275             | 1,310             | 1,351             | 1,415             | n.a.              | 0                 | 0                 | 0                 | 0                 | 0                 | 0                 | n.a.              | 52 |  |  |  |  |  |      |
| 154               | 150               | 137               | 128               | 136               | 144               | n.a.              | 8,042             | 8,675             | 9,012             | 9,137             | 10,014            | 10,745            | n.a.              | 129               | 132               | 135               | 130               | 141               | 147               | n.a.              | 53 |  |  |  |  |  |      |
| (L)               | (L)               | (L)               | (L)               | 1                 | (D)               | n.a.              | 1,933             | 2,025             | 2,066             | 2,155             | 2,317             | (D)               | (D)               | n.a.              | (D)               | 91                | 92                | 85                | 88                | n.a.              | 54 |  |  |  |  |  |      |
| 64                | 65                | 68                | 72                | 72                | (D)               | n.a.              | 12,324            | 13,036            | 13,409            | 14,083            | 14,908            | (D)               | (D)               | n.a.              | (D)               | 579               | 564               | 606               | 651               | n.a.              | 55 |  |  |  |  |  |      |
| 71                | 73                | 67                | 68                | 73                | 84                | n.a.              | 11,964            | 12,494            | 13,722            | 14,985            | 16,595            | 17,353            | n.a.              | 208               | 202               | 199               | 203               | 225               | 244               | n.a.              | 56 |  |  |  |  |  |      |
| 187               | 192               | 187               | 180               | 187               | 183               | n.a.              | 8,656             | 8,706             | 8,672             | 9,519             | 10,233            | 10,654            | n.a.              | 162               | 164               | 156               | 159               | 164               | 178               | n.a.              | 57 |  |  |  |  |  |      |
| 208               | 219               | 232               | 238               | 259               | 271               | 280               | 40,167            | 42,420            | 45,032            | 47,408            | 50,665            | 54,953            | 58,890            | 319               | 333               | 337               | 342               | 348               | 381               | 373               | 58 |  |  |  |  |  |      |
| 621               | 662               | 691               | 691               | 717               | 759               | 808               | 64,993            | 67,982            | 70,830            | 73,858            | 78,391            | 83,820            | 90,927            | 998               | 1,059             | 1,109             | 1,112             | 1,144             | 1,173             | 1,237             | 59 |  |  |  |  |  |      |
| 285               | 309               | 306               | 329               | 361               | 381               | 447               | 54,958            | 54,022            | 55,769            | 60,697            | 68,825            | 77,783            | 85,020            | 428               | 443               | 456               | 462               | 494               | 528               | 569               | 60 |  |  |  |  |  |      |
| 94                | 96                | 92                | 99                | 106               | 116               | n.a.              | 15,806            | 15,391            | 14,634            | 16,203            | 18,105            | 21,077            | n.a.              | 147               | 157               | 150               | 151               | 160               | 171               | n.a.              | 61 |  |  |  |  |  |      |
| 190               | 213               | 214               | 230               | 254               | 265               | n.a.              | 39,152            | 38,631            | 41,135            | 44,494            | 50                |                   |                   |                   |                   |                   |                   |                   |                   |                   |    |  |  |  |  |  |      |

Table 5.—Personal Income by Major Source

[Millions]

| Line                                 | Item   | California        |                   |                   |                   |                   |                   |                   | Hawaii            |                   |                   |                   |                   |                   |                   |
|--------------------------------------|--|-------------------|-------------------|-------------------|-------------------|-------------------|-------------------|-------------------|-------------------|-------------------|-------------------|-------------------|-------------------|-------------------|-------------------|
|                                      |  | 1993 <sup>r</sup> | 1994 <sup>r</sup> | 1995 <sup>r</sup> | 1996 <sup>r</sup> | 1997 <sup>r</sup> | 1998 <sup>r</sup> | 1999 <sup>r</sup> | 1993 <sup>r</sup> | 1994 <sup>r</sup> | 1995 <sup>r</sup> | 1996 <sup>r</sup> | 1997 <sup>r</sup> | 1998 <sup>r</sup> | 1999 <sup>r</sup> |
| <b>Income by Place of Residence</b>  |  |                   |                   |                   |                   |                   |                   |                   |                   |                   |                   |                   |                   |                   |                   |
| 1                                    | Personal income (lines 4-9) .....                                      | 714,107           | 735,104           | 771,470           | 812,404           | 862,756           | 920,452           | 988,339           | 29,068            | 29,740            | 30,202            | 30,393            | 31,278            | 31,856            | 33,006            |
| 2                                    | Population (thousands) .....   | 31,147            | 31,317            | 31,494            | 31,781            | 32,218            | 32,683            | 33,145            | 1,162             | 1,174             | 1,180             | 1,184             | 1,189             | 1,190             | 1,185             |
| 3                                    | Per capita personal income (dollars) .....                             | 22,927            | 23,473            | 24,496            | 25,563            | 26,779            | 28,163            | 29,819            | 25,026            | 25,335            | 25,584            | 25,661            | 26,299            | 26,759            | 27,842            |
| <b>Derivation of Personal Income</b> |  |                   |                   |                   |                   |                   |                   |                   |                   |                   |                   |                   |                   |                   |                   |
| 4                                    | Earnings by place of work (lines 10-14 or 15-85) .....                 | 520,223           | 533,114           | 553,877           | 584,012           | 627,673           | 677,217           | 737,815           | 22,184            | 22,300            | 22,244            | 22,303            | 22,872            | 23,309            | 24,238            |
| 5                                    | Less: Personal contributions for social insurance <sup>4</sup> .....   | 30,828            | 32,081            | 33,346            | 34,494            | 36,380            | 39,020            | 42,364            | 1,181             | 1,211             | 1,223             | 1,216             | 1,249             | 1,266             | 1,308             |
| 6                                    | Plus: Adjustment for residence <sup>5</sup> .....                      | 78                | 119               | 144               | 161               | 125               | 135               | 81                | 0                 | 0                 | 0                 | 0                 | 0                 | 0                 | 0                 |
| 7                                    | Equals: Net earnings by place of residence .....                       | 489,473           | 501,152           | 520,675           | 549,679           | 591,419           | 638,332           | 695,532           | 21,003            | 21,088            | 21,020            | 21,087            | 21,623            | 22,043            | 22,930            |
| 8                                    | Plus: Dividends, interest, and rent <sup>6</sup> .....                 | 129,798           | 136,049           | 148,704           | 156,465           | 164,734           | 172,732           | 179,668           | 5,072             | 5,406             | 5,539             | 5,584             | 5,889             | 6,019             | 6,162             |
| 9                                    | Plus: Transfer payments .....  | 94,836            | 97,903            | 102,091           | 106,260           | 106,603           | 109,388           | 113,139           | 2,992             | 3,245             | 3,643             | 3,723             | 3,766             | 3,794             | 3,914             |
| <b>Earnings by Place of Work</b>     |  |                   |                   |                   |                   |                   |                   |                   |                   |                   |                   |                   |                   |                   |                   |
| Components of earnings:              |  |                   |                   |                   |                   |                   |                   |                   |                   |                   |                   |                   |                   |                   |                   |
| 10                                   | Wage and salary disbursements .....                                    | 384,135           | 394,356           | 414,714           | 440,465           | 475,760           | 517,942           | 566,278           | 16,623            | 16,773            | 16,811            | 16,856            | 17,362            | 17,743            | 18,450            |
| 11                                   | Other labor income .....   | 61,008            | 62,485            | 59,265            | 57,658            | 58,896            | 61,359            | 65,243            | 3,164             | 3,214             | 3,078             | 3,132             | 3,090             | 3,090             | 3,178             |
| 12                                   | Proprietors' income <sup>7</sup> .....                                 | 75,080            | 76,272            | 79,897            | 85,889            | 93,017            | 97,916            | 106,294           | 2,397             | 2,313             | 2,355             | 2,315             | 2,421             | 2,476             | 2,609             |
| 13                                   | Farm .....   | 4,451             | 4,239             | 3,598             | 3,779             | 4,459             | 3,751             | 4,227             | 5                 | 2                 | 3                 | 3                 | 4                 | 4                 | 9                 |
| 14                                   | Nonfarm .....  | 70,629            | 72,033            | 76,299            | 82,110            | 88,558            | 94,166            | 102,067           | 2,392             | 2,311             | 2,352             | 2,314             | 2,417             | 2,475             | 2,600             |
| <b>Earnings by Industry</b>          |  |                   |                   |                   |                   |                   |                   |                   |                   |                   |                   |                   |                   |                   |                   |
| 15                                   | Farm .....   | 7,319             | 7,214             | 6,988             | 7,586             | 8,408             | 8,002             | 9,070             | 181               | 177               | 161               | 160               | 159               | 164               | 179               |
| 16                                   | Nonfarm .....  | 512,904           | 525,900           | 546,888           | 576,426           | 619,265           | 669,215           | 728,746           | 22,004            | 22,123            | 22,082            | 22,143            | 22,713            | 23,145            | 24,059            |
| 17                                   | Private .....  | 420,734           | 431,093           | 449,907           | 478,965           | 518,668           | 563,779           | 617,866           | 15,422            | 15,448            | 15,466            | 15,490            | 15,741            | 16,035            | 16,526            |
| 18                                   | Agricultural services, forestry, fishing, and other <sup>8</sup> ..... | 5,553             | 5,362             | 5,586             | 5,785             | 6,384             | 6,969             | 7,590             | 158               | 141               | 142               | 135               | 134               | 137               | 149               |
| 19                                   | Agricultural services .....  | 5,338             | 5,141             | 5,377             | 5,600             | 6,179             | 6,762             | n.a.              | 139               | 126               | 127               | 120               | 115               | 119               | n.a.              |
| 20                                   | Forestry, fishing, and other <sup>8</sup> .....                        | 214               | 220               | 209               | 185               | 205               | 207               | n.a.              | 19                | 15                | 15                | 15                | 19                | 18                | n.a.              |
| 21                                   | Mining .....   | 2,275             | 2,117             | 2,071             | 2,195             | 2,459             | 2,422             | 2,229             | 17                | 17                | 24                | 21                | 19                | 19                | 17                |
| 22                                   | Metal mining .....   | 139               | (P)               | 147               | 149               | 141               | 115               | n.a.              | (P)               | (P)               | (L)               | (L)               | (L)               | (L)               | n.a.              |
| 23                                   | Coal mining .....  | 59                | (P)               | 39                | 42                | 45                | 50                | n.a.              | 0                 | 0                 | 1                 | 1                 | 1                 | 1                 | n.a.              |
| 24                                   | Oil and gas extraction .....   | 1,758             | 1,614             | 1,578             | 1,694             | 1,943             | 1,885             | n.a.              | (P)               | (P)               | (P)               | (P)               | 1                 | (P)               | n.a.              |
| 25                                   | Nonmetallic minerals, except fuels .....                               | 319               | 320               | 307               | 311               | 331               | 372               | n.a.              | 16                | (P)               | (P)               | (P)               | 16                | (P)               | n.a.              |
| 26                                   | Construction .....   | 24,241            | 26,229            | 27,193            | 28,359            | 31,510            | 35,571            | 40,263            | 1,909             | 1,717             | 1,565             | 1,417             | 1,338             | 1,325             | 1,281             |
| 27                                   | Manufacturing .....  | 80,651            | 81,783            | 83,266            | 87,524            | 95,857            | 102,939           | 110,187           | 794               | 821               | 781               | 754               | 710               | 717               | 740               |
| 28                                   | Durable goods .....  | 54,843            | 55,271            | 57,064            | 60,480            | 67,307            | 72,884            | 78,148            | 220               | 225               | 201               | 184               | 167               | 174               | 174               |
| 29                                   | Lumber and wood products .....   | 1,730             | 1,833             | 1,753             | 1,843             | 2,030             | 2,143             | n.a.              | 16                | 18                | 17                | 16                | 16                | 18                | n.a.              |
| 30                                   | Furniture and fixtures .....   | 1,405             | 1,417             | 1,434             | 1,522             | 1,760             | 2,005             | n.a.              | 16                | 14                | 12                | 12                | (P)               | 11                | n.a.              |
| 31                                   | Stone, clay, and glass products .....                                  | 1,874             | 1,928             | 1,923             | 2,066             | 2,120             | 2,319             | n.a.              | 110               | 113               | 97                | 80                | 63                | 67                | n.a.              |
| 32                                   | Primary metal industries .....   | 1,373             | 1,395             | 1,386             | 1,527             | 1,602             | 1,592             | n.a.              | 1                 | 1                 | 1                 | 3                 | 2                 | 2                 | n.a.              |
| 33                                   | Fabricated metal products .....  | 4,450             | 4,690             | 4,830             | 4,964             | 5,215             | 5,569             | n.a.              | 18                | 17                | 18                | 17                | 16                | 15                | n.a.              |
| 34                                   | Industrial machinery and equipment .....                               | 10,401            | 10,805            | 11,980            | 12,907            | 15,371            | 16,803            | n.a.              | 10                | 10                | 10                | 11                | 10                | 11                | n.a.              |
| 35                                   | Electronic and other electric equipment .....                          | 11,024            | 11,236            | 12,528            | 13,834            | 15,895            | 17,364            | n.a.              | 2                 | (P)               | 5                 | (P)               | (P)               | (P)               | n.a.              |
| 36                                   | Motor vehicles and equipment .....                                     | 1,300             | 1,538             | 1,518             | 1,495             | 1,600             | 1,703             | n.a.              | 1                 | (P)               | 2                 | (P)               | 2                 | 2                 | n.a.              |
| 37                                   | Other transportation equipment .....                                   | 9,794             | 8,920             | 8,088             | 7,902             | 8,193             | 8,766             | n.a.              | 19                | 23                | 22                | 20                | 20                | 17                | n.a.              |
| 38                                   | Instruments and related products .....                                 | 10,218            | 10,055            | 10,081            | 10,760            | 11,724            | 12,602            | n.a.              | 7                 | 2                 | 2                 | 1                 | 2                 | 17                | n.a.              |
| 39                                   | Miscellaneous manufacturing industries .....                           | 1,277             | 1,455             | 1,544             | 1,658             | 1,799             | 2,019             | n.a.              | 19                | 22                | 14                | 16                | 17                | 19                | n.a.              |
| 40                                   | Non-durable goods .....  | 25,808            | 26,512            | 26,202            | 27,044            | 28,549            | 30,055            | 32,039            | 574               | 596               | 580               | 571               | 543               | 543               | 566               |
| 41                                   | Food and kindred products .....  | 6,355             | 6,405             | 6,098             | 6,414             | 6,722             | 7,012             | n.a.              | 207               | 199               | 182               | 182               | 189               | 189               | n.a.              |
| 42                                   | Tobacco products .....   | (P)               | 2                 | 2                 | (P)               | (P)               | 4                 | n.a.              | (L)               | (L)               | (L)               | (L)               | (L)               | (L)               | n.a.              |
| 43                                   | Textile mill products .....  | 465               | 527               | 504               | 533               | 649               | 744               | n.a.              | (P)               | (P)               | (P)               | (P)               | (P)               | (P)               | n.a.              |
| 44                                   | Apparel and other textile products .....                               | 3,062             | 3,168             | 3,295             | 3,403             | 3,492             | 3,574             | n.a.              | 50                | 52                | 54                | 54                | 56                | 55                | n.a.              |
| 45                                   | Paper and allied products .....  | 1,669             | 1,676             | 1,680             | 1,755             | 1,860             | 1,903             | n.a.              | 8                 | (P)               | (P)               | (P)               | 9                 | 8                 | n.a.              |
| 46                                   | Printing and publishing .....  | 6,495             | 6,647             | 6,630             | 6,833             | 7,064             | 7,572             | n.a.              | 240               | 263               | 255               | 245               | 204               | 209               | n.a.              |
| 47                                   | Chemicals and allied products .....                                    | 3,676             | 3,863             | 3,877             | 3,900             | 4,232             | 4,390             | n.a.              | 22                | (P)               | (P)               | (P)               | 26                | 26                | n.a.              |
| 48                                   | Petroleum and coal products .....                                      | 1,789             | 1,805             | 1,623             | 1,591             | 1,695             | 1,940             | n.a.              | 37                | 44                | 49                | 47                | 51                | 49                | n.a.              |
| 49                                   | Rubber and miscellaneous plastics products .....                       | 2,158             | 2,276             | 2,344             | 2,465             | 2,677             | 2,750             | n.a.              | 6                 | 5                 | 6                 | 6                 | 7                 | 7                 | n.a.              |
| 50                                   | Leather and leather products .....                                     | (P)               | 142               | 149               | (P)               | (P)               | 166               | n.a.              | (P)               | (P)               | (P)               | (P)               | (P)               | (P)               | n.a.              |
| 51                                   | Transportation and public utilities .....                              | 31,615            | 32,998            | 34,113            | 36,178            | 38,989            | 41,042            | 45,264            | 1,658             | 1,664             | 1,694             | 1,739             | 1,805             | 1,816             | 1,810             |
| 52                                   | Railroad transportation .....  | 824               | 784               | 779               | 796               | 827               | (P)               | n.a.              | 0                 | 0                 | 0                 | 0                 | 0                 | 0                 | n.a.              |
| 53                                   | Trucking and warehousing .....   | 5,593             | 6,057             | 6,269             | 6,335             | 7,002             | 7,547             | n.a.              | 148               | 151               | 135               | 135               | 130               | 134               | n.a.              |
| 54                                   | Water transportation .....   | 1,119             | 1,175             | 1,187             | 1,258             | 1,392             | 1,436             | n.a.              | 144               | 163               | 163               | 164               | 171               | 169               | n.a.              |
| 55                                   | Other transportation .....   | 8,743             | 9,190             | 9,393             | 9,844             | 10,291            | (P)               | n.a.              | 812               | 806               | 848               | 881               | 938               | 952               | n.a.              |
| 56                                   | Communications .....   | 8,569             | 9,061             | 9,995             | 10,863            | 12,128            | 12,703            | n.a.              | 335               | 322               | 315               | 325               | 332               | 337               | n.a.              |
| 57                                   | Electric, gas, and sanitary services .....                             | 6,767             | 6,730             | 6,489             | 7,083             | 7,350             | 7,685             | n.a.              | 219               | 223               | 234               | 234               | 234               | 225               | n.a.              |
| 58                                   | Wholesale trade .....  | 30,060            | 31,605            | 33,413            | 35,074            | 37,335            | 40,678            | 43,739            | 794               | 793               | 788               | 785               | 789               | 808               | 848               |
| 59                                   | Retail trade .....   | 46,627            | 48,448            | 50,526            | 52,567            | 55,805            | 59,877            | 64,979            | 2,476             | 2,543             | 2,573             | 2,558             | 2,564             | 2,526             | 2,619             |
| 60                                   | Finance, insurance, and real estate .....                              | 43,126            | 41,916            | 42,477            | 46,555            | 52,776            | 60,130            | 65,894            | 1,795             | 1,692             | 1,742             | 1,818             | 1,932             | 1,991             | 2,096             |
| 61                                   | Depository and nondepository institutions .....                        | 12,202            | 11,747            | 11,096            | 12,247            | 13,796            | 16,118            | n.a.              | 510               | 495               | 470               | 483               | 489               | 510               | n.a.              |
| 62                                   | Other finance, insurance, and real estate .....                        | 30,924            | 30,169            | 31,651            | 34,309            | 38,980            | 44,013            | n.a.              | 1,286             | 1,197             | 1,272             | 1,335             | 1,442             | 1,481             | n.a.              |
| 63                                   | Services .....   | 156,587           | 160,635           | 170,992           | 184,728           | 197,553           | 214,152           | 237,721           | 5,821             | 6,060             | 6,157             | 6,263             | 6,450             | 6,695             | 6,966             |
| 64                                   | Hotels and other lodging places .....                                  | 4,192             | 4,130             | 4,282             | 4,490             | 4,626             | 5,205             | n.a.              | 1,145             | 1,196             | 1,253             | 1,296             | 1,311             | 1,320             | n.a.              |
| 65                                   | Personal services .....  | 5,222             | 5,164             | 5,267             | 5,388             | 5,733             | 5,989             | n.a.              | 202               | 205               | 207               | 202               | 209               | 212               | n.a.              |
| 66                                   | Private households .....   | 2,090             | 2,149             | 2,290             | 2,312             | 2,330             | 2,722             | n.a.              | 29                | 30                | 32                | 33                | 33                | 38                | n.a.              |
| 67                                   | Business services .....  | 30,588            | 32,699            | 37,329            | 43,725            | 50,150            | 56,591            | n.a.              | 679               | 698               | 679               | 685               | 746               | 815               | n.a.              |
| 68                                   | Auto repair, services, and parking .....                               | 4,970             | 5,312             | 5,430             | 5,596             | 5,815             | 6,380             | n.a.              | 180               | 185               | 186               | 185               | 187               | 197               | n.a.              |
| 69                                   | Miscellaneous repair services .....                                    | 2,270             | 2,284             | 2,386             | 2,411             | 2,385             | 2,551             | n.a.              | 78                | 74                | 76                | 71                | 73                | 81                | n.a.              |
| 70                                   | Amusement and recreation services .....                                | 6,604             | 6,496             | 7,061             | 7,663             | 7,871             | 8,501             | n.a.              | 240               | 245               | 279               | 270               | 269               | 280               | n.a.              |
| 71                                   | Motion pictures .....  | 9,303             | 9,206             | 10,702            | 12,635            | 13,419            | n.a.              | 45                | 67                | 50                | 50                | 57                | 50                | 50                | n.a.              |
| 72                                   | Health services .....  | 40,326            | 40,798</          |                   |                   |                   |                   |                   |                   |                   |                   |                   |                   |                   |                   |

and Earnings by Industry<sup>1</sup>, 1993-99-Continued

[of dollars]

| Nevada            |                   |                   |                   |                   |                   |                   |                   |                   | Oregon            |                   |                   |                   |                   |                   |                   |                   |                   | Washington        |                   |                   |      |    |  |  |  |  | Line |
|-------------------|-------------------|-------------------|-------------------|-------------------|-------------------|-------------------|-------------------|-------------------|-------------------|-------------------|-------------------|-------------------|-------------------|-------------------|-------------------|-------------------|-------------------|-------------------|-------------------|-------------------|------|----|--|--|--|--|------|
| 1993 <sup>r</sup> | 1994 <sup>r</sup> | 1995 <sup>r</sup> | 1996 <sup>r</sup> | 1997 <sup>r</sup> | 1998 <sup>r</sup> | 1999 <sup>p</sup> | 1993 <sup>r</sup> | 1994 <sup>r</sup> | 1995 <sup>r</sup> | 1996 <sup>r</sup> | 1997 <sup>r</sup> | 1998 <sup>r</sup> | 1999 <sup>p</sup> | 1993 <sup>r</sup> | 1994 <sup>r</sup> | 1995 <sup>r</sup> | 1996 <sup>r</sup> | 1997 <sup>r</sup> | 1998 <sup>r</sup> | 1999 <sup>p</sup> |      |    |  |  |  |  |      |
| 32,386            | 35,878            | 39,377            | 43,331            | 47,278            | 50,919            | 54,913            | 61,916            | 66,130            | 71,209            | 75,561            | 81,040            | 85,043            | 89,983            | 117,621           | 123,337           | 129,681           | 139,328           | 151,413           | 163,348           | 174,389           | 1    |    |  |  |  |  |      |
| 1,380             | 1,456             | 1,526             | 1,596             | 1,676             | 1,744             | 1,809             | 3,034             | 3,087             | 3,141             | 3,195             | 3,243             | 3,282             | 3,316             | 5,248             | 5,335             | 5,431             | 5,510             | 5,604             | 5,688             | 5,756             | 2    |    |  |  |  |  |      |
| 23,465            | 24,635            | 25,808            | 27,142            | 28,216            | 29,200            | 30,351            | 20,404            | 21,421            | 22,668            | 23,649            | 24,987            | 25,912            | 27,135            | 22,414            | 23,119            | 23,878            | 25,287            | 27,018            | 28,719            | 30,295            | 3    |    |  |  |  |  |      |
| 23,655            | 26,160            | 28,742            | 31,671            | 34,300            | 37,227            | 40,529            | 43,357            | 46,291            | 49,033            | 52,841            | 57,142            | 60,103            | 63,962            | 85,122            | 88,442            | 92,096            | 98,912            | 108,085           | 118,133           | 127,193           | 4    |    |  |  |  |  |      |
| 1,285             | 1,451             | 1,617             | 1,779             | 1,928             | 2,069             | 2,240             | 2,658             | 2,890             | 3,121             | 3,333             | 3,583             | 3,735             | 3,961             | 5,085             | 5,409             | 5,721             | 6,070             | 6,644             | 7,190             | 7,719             | 5    |    |  |  |  |  |      |
| -485              | -513              | -561              | -631              | -690              | -756              | -841              | -947              | -1,010            | -1,129            | -1,219            | -1,439            | -1,725            | -1,830            | 1,099             | 1,162             | 1,294             | 1,474             | 1,660             | 1,941             | 2,045             | 6    |    |  |  |  |  |      |
| 21,905            | 24,196            | 26,563            | 29,261            | 31,730            | 34,469            | 37,533            | 39,927            | 42,554            | 44,902            | 48,290            | 52,120            | 54,643            | 58,170            | 81,136            | 84,195            | 87,670            | 94,316            | 103,101           | 112,884           | 121,519           | 7    |    |  |  |  |  |      |
| 6,534             | 7,568             | 8,374             | 9,318             | 10,492            | 11,170            | 11,847            | 13,072            | 14,297            | 16,268            | 16,858            | 18,149            | 19,260            | 20,244            | 20,790            | 22,742            | 24,409            | 26,618            | 29,252            | 31,074            | 32,759            | 8    |    |  |  |  |  |      |
| 3,947             | 4,114             | 4,440             | 4,752             | 5,056             | 5,280             | 5,533             | 8,917             | 9,279             | 10,039            | 10,413            | 10,771            | 11,140            | 11,569            | 15,694            | 16,400            | 17,603            | 18,393            | 19,061            | 19,390            | 20,110            | 9    |    |  |  |  |  |      |
| 18,462            | 20,479            | 22,574            | 25,138            | 27,342            | 29,835            | 32,619            | 32,749            | 35,196            | 38,167            | 41,524            | 45,061            | 47,650            | 50,959            | 64,442            | 67,600            | 71,643            | 77,310            | 85,379            | 93,966            | 101,796           | 10   |    |  |  |  |  |      |
| 2,490             | 2,738             | 2,934             | 3,058             | 3,175             | 3,334             | 3,532             | 4,843             | 5,183             | 5,174             | 5,272             | 5,523             | 5,654             | 5,897             | 9,378             | 9,871             | 9,710             | 10,015            | 10,499            | 10,960            | 11,468            | 11   |    |  |  |  |  |      |
| 2,703             | 2,943             | 3,234             | 3,475             | 3,782             | 4,058             | 4,378             | 5,764             | 5,912             | 6,022             | 6,244             | 6,559             | 6,799             | 7,106             | 11,301            | 10,972            | 10,743            | 11,587            | 12,207            | 13,207            | 13,929            | 12   |    |  |  |  |  |      |
| 64                | 25                | 8                 | 4                 | -6                | 8                 | -2                | 412               | 275               | 135               | 200               | 241               | 182               | -1                | 1,015             | 599               | 558               | 877               | 434               | 584               | 331               | 13   |    |  |  |  |  |      |
| 2,640             | 2,918             | 3,226             | 3,471             | 3,789             | 4,050             | 4,381             | 5,353             | 5,636             | 5,559             | 5,844             | 6,317             | 6,638             | 7,108             | 10,287            | 10,372            | 10,184            | 10,710            | 11,773            | 12,623            | 13,597            | 14   |    |  |  |  |  |      |
| 94                | 65                | 52                | 49                | 48                | 48                | 57                | 766               | 654               | 581               | 717               | 790               | 748               | 675               | 1,575             | 1,199             | 1,260             | 1,686             | 1,291             | 1,503             | 1,389             | 15   |    |  |  |  |  |      |
| 23,561            | 26,095            | 28,680            | 31,622            | 34,252            | 37,166            | 40,472            | 42,591            | 45,637            | 48,452            | 52,124            | 56,352            | 59,355            | 63,287            | 83,547            | 87,243            | 90,836            | 97,226            | 106,794           | 116,630           | 125,904           | 16   |    |  |  |  |  |      |
| 19,712            | 22,010            | 24,311            | 26,887            | 29,219            | 31,719            | 34,709            | 34,902            | 37,642            | 40,205            | 43,523            | 47,331            | 49,900            | 53,315            | 66,222            | 69,326            | 72,187            | 77,637            | 86,447            | 95,580            | 103,830           | 17   |    |  |  |  |  |      |
| 118               | 126               | 145               | 176               | 197               | 236               | 263               | 513               | 527               | 497               | 420               | 516               | 580               | 661               | 1,189             | 1,133             | 1,084             | 938               | 1,083             | 1,171             | 1,355             | 18   |    |  |  |  |  |      |
| 113               | 120               | 140               | 170               | 190               | 227               | 263               | 349               | 331               | 353               | 373               | 421               | 464               | n.a.              | 589               | 575               | 591               | 593               | 669               | 733               | n.a.              | 19   |    |  |  |  |  |      |
| 5                 | 6                 | 5                 | 7                 | 9                 | n.a.              | n.a.              | 164               | 196               | 145               | 47                | 94                | 117               | n.a.              | 600               | 558               | 492               | 345               | 414               | 438               | n.a.              | 20   |    |  |  |  |  |      |
| 644               | 651               | 722               | 816               | 836               | 802               | 735               | 79                | 75                | 79                | 81                | 84                | 84                | n.a.              | 188               | 187               | 191               | 209               | 199               | 191               | 21                |      |    |  |  |  |  |      |
| 581               | 587               | 644               | 733               | 749               | 705               | n.a.              | (D)               | (D)               | (D)               | (D)               | (D)               | (D)               | (D)               | 36                | 40                | 42                | (D)               | 37                | 29                | n.a.              | 22   |    |  |  |  |  |      |
| 4                 | 2                 | (D)               | (D)               | 5                 | n.a.              | n.a.              | 16                | 7                 | 1                 | 6                 | 6                 | 7                 | n.a.              | 39                | 43                | 41                | (D)               | 50                | (D)               | n.a.              | 23   |    |  |  |  |  |      |
| 14                | 15                | (D)               | (D)               | 14                | n.a.              | n.a.              | (D)               | (D)               | 3                 | (D)               | 3                 | (D)               | (D)               | 10                | 17                | 11                | 11                | 16                | (D)               | (D)               | n.a. | 24 |  |  |  |  |      |
| 46                | 47                | 55                | 64                | 68                | 78                | n.a.              | 54                | 59                | 65                | 68                | 70                | 73                | n.a.              | 75                | 88                | 93                | 100               | 106               | 109               | n.a.              | 25   |    |  |  |  |  |      |
| 2,098             | 2,484             | 2,753             | 3,551             | 3,893             | 4,254             | 4,528             | 2,590             | 2,993             | 3,352             | 4,028             | 4,378             | 4,434             | 4,580             | 5,498             | 5,884             | 5,844             | 6,378             | 7,071             | 7,520             | 8,262             | 26   |    |  |  |  |  |      |
| 1,019             | 1,192             | 1,326             | 1,490             | 1,592             | 1,735             | 1,789             | 8,059             | 8,741             | 9,166             | 9,686             | 10,617            | 11,152            | 11,612            | 14,446            | 14,816            | 15,014            | 15,999            | 17,771            | 18,811            | 18,922            | 27   |    |  |  |  |  |      |
| 662               | 768               | 868               | 991               | 1,061             | 1,155             | 1,173             | 6,031             | 6,595             | 6,976             | 7,443             | 8,286             | 8,770             | 9,149             | 10,735            | 10,862            | 10,936            | 11,800            | 13,417            | 14,371            | 14,157            | 28   |    |  |  |  |  |      |
| 40                | 51                | 46                | 49                | 59                | 64                | n.a.              | 2,120             | 2,217             | 2,095             | 2,024             | 2,098             | 2,063             | n.a.              | 1,446             | 1,513             | 1,542             | 1,532             | 1,595             | 1,605             | n.a.              | 29   |    |  |  |  |  |      |
| 19                | 21                | 22                | 24                | 31                | 33                | n.a.              | 114               | 116               | 113               | 113               | 123               | 136               | n.a.              | 1,119             | 1,120             | 1,133             | 1,148             | 1,174             | n.a.              | n.a.              | 30   |    |  |  |  |  |      |
| 99                | 115               | 133               | 166               | 163               | 168               | n.a.              | 144               | 157               | 166               | 193               | 207               | 223               | n.a.              | 299               | 325               | 330               | 351               | 379               | 394               | n.a.              | 31   |    |  |  |  |  |      |
| 43                | 36                | 49                | 78                | 87                | 95                | n.a.              | 438               | 453               | 493               | 529               | 594               | 630               | n.a.              | 528               | 508               | 529               | 575               | 588               | 582               | n.a.              | 32   |    |  |  |  |  |      |
| 85                | 102               | 121               | 139               | 150               | 167               | n.a.              | 383               | 440               | 477               | 508               | 554               | 583               | n.a.              | 425               | 470               | 499               | 503               | 556               | 588               | n.a.              | 33   |    |  |  |  |  |      |
| 74                | 89                | 96                | 104               | 114               | 129               | n.a.              | 761               | 850               | 955               | 996               | 1,105             | 1,110             | n.a.              | 817               | 894               | 944               | 1,063             | 1,229             | 1,328             | n.a.              | 34   |    |  |  |  |  |      |
| 52                | 71                | 89                | 100               | 99                | 102               | n.a.              | 935               | 1,149             | 1,426             | 1,717             | 2,105             | 2,384             | n.a.              | 398               | 446               | 554               | 647               | 769               | 853               | n.a.              | 35   |    |  |  |  |  |      |
| 19                | 11                | 11                | 10                | 12                | 19                | n.a.              | 281               | 328               | 360               | 359               | 400               | 480               | n.a.              | 207               | 239               | 273               | 246               | 262               | 310               | n.a.              | 36   |    |  |  |  |  |      |
| 87                | 86                | 91                | 93                | 107               | 119               | n.a.              | 286               | 290               | 272               | 311               | 353               | 359               | n.a.              | 5,673             | 5,508             | 5,241             | 5,750             | 6,813             | 7,233             | n.a.              | 37   |    |  |  |  |  |      |
| 137               | 166               | 189               | 205               | 213               | 234               | n.a.              | 463               | 463               | 487               | 550               | 598               | 658               | n.a.              | 634               | 622               | 653               | 718               | 761               | 813               | n.a.              | 38   |    |  |  |  |  |      |
| 357               | 424               | 458               | 499               | 532               | 581               | 616               | 2,027             | 2,146             | 2,190             | 2,243             | 2,331             | 2,382             | 2,464             | 3,712             | 3,954             | 4,078             | 4,198             | 4,354             | 4,440             | 4,765             | 40   |    |  |  |  |  |      |
| 75                | 89                | 90                | 106               | 113               | 124               | n.a.              | 646               | 674               | 684               | 709               | 734               | 742               | n.a.              | 1,201             | 1,284             | 1,341             | 1,361             | 1,414             | 1,392             | n.a.              | 41   |    |  |  |  |  |      |
| (D)               | (D)               | (D)               | (D)               | (D)               | (D)               | n.a.              | 45                | 47                | 44                | 42                | 40                | 43                | n.a.              | 35                | 36                | 34                | 38                | 40                | 43                | n.a.              | 42   |    |  |  |  |  |      |
| 17                | 19                | 21                | 21                | 23                | 26                | n.a.              | 59                | 64                | 64                | 62                | 64                | 66                | n.a.              | 150               | 165               | 162               | 174               | 197               | 194               | n.a.              | 43   |    |  |  |  |  |      |
| 9                 | 13                | 16                | 16                | 21                | 19                | n.a.              | 459               | 473               | 472               | 454               | 451               | 468               | n.a.              | 830               | 869               | 886               | 886               | 885               | 891               | n.a.              | 44   |    |  |  |  |  |      |
| 142               | 168               | 180               | 192               | 204               | 227               | n.a.              | 503               | 537               | 551               | 559               | 589               | 610               | n.a.              | 762               | 825               | 845               | 901               | 935               | 967               | n.a.              | 46   |    |  |  |  |  |      |
| 39                | 42                | 48                | 50                | 54                | 63                | n.a.              | 118               | 132               | 144               | 157               | 165               | 174               | n.a.              | 355               | 367               | 394               | 403               | 422               | 463               | n.a.              | 47   |    |  |  |  |  |      |
| 73                | 91                | 99                | 106               | 106               | 110               | n.a.              | 22                | 23                | 20                | 20                | 18                | 19                | n.a.              | 139               | 151               | 140               | 146               | 147               | 151               | n.a.              | 48   |    |  |  |  |  |      |
| (D)               | (D)               | (D)               | 1                 | 2                 | 2                 | n.a.              | 164               | 186               | 201               | 230               | 254               | 246               | n.a.              | 229               | 247               | 266               | 278               | 304               | 327               | n.a.              | 49   |    |  |  |  |  |      |
| 1,373             | 1,530             | 1,664             | 1,877             | 2,021             | 2,168             | 2,369             | 2,814             | 2,954             | 3,071             | 3,243             | 3,450             | 3,612             | 3,780             | 5,672             | 5,879             | 6,453             | 7,004             | 7,931             | 8,274             | 8,595             | 51   |    |  |  |  |  |      |
| 58                | 53                | 55                | 55                | 57                | 57                | n.a.              | 177               | 165               | 163               | 166               | 170               | 178               | n.a.              | 282               | 266               | 277               | 293               | 296               | (D)               | n.a.              | 52   |    |  |  |  |  |      |
| 198               | 225               | 257               | 281               | 303               | 324               | n.a.              | 935               | 999               | 1,042             | 1,050             | 1,131             | 1,187             | n.a.              | 1,040             | 1,112             | 1,173             | 1,206             | 1,307             | 1,406             | n.a.              | 53   |    |  |  |  |  |      |
| (D)               | (D)               | (D)               | (D)               | (D)               | (D)               | n.a.              | 106               | 118               | (D)               | (D)               | (D)               | (D)               | (D)               | n.a.              | 471               | 467               | 504               | 514               | 540               | 538               | n.a. | 54 |  |  |  |  |      |
| (D)               | (D)               | (D)               | (D)               | (D)               | (D)               | n.a.              | 522               | 586               | (D)               | (D)               | (D)               | (D)               | (D)               | n.a.              | 1,280             | 1,359             | 1,404             | 1,450             | 1,627             | (D)               | n.a. | 55 |  |  |  |  |      |
| 284               | 318               | 329               | 388               | 424               | 483               | n.a.              | 552               | 586               | 605               | 615               | 644               | 654               | n.a.              | 2,016             | 2,004             | 2,280             | 2,592             | 2,843             | 2,932             | n.a.              | 56   |    |  |  |  |  |      |
| 402               | 420               | 451               | 474               | 500               | 519               | n.a.              | 523               | 500               | 528               | 619               | 668               | 716               | n.a.              | 584               | 670               | 815               | 948               | 1,317             | 1,332             | n.a.              | 57   |    |  |  |  |  |      |
| 951               | 1,037             | 1,143             | 1,297             | 1,435             |                   |                   |                   |                   |                   |                   |                   |                   |                   |                   |                   |                   |                   |                   |                   |                   |      |    |  |  |  |  |      |

Table 6.—Personal Income by State and Region

[Millions of dollars, seasonally adjusted at annual rates]

| Area name                   | 1993             |                  |                  |                  | 1994             |                  |                  |                  | 1995             |                  |                  |                  | 1996             |                  |                  |                  |
|-----------------------------|------------------|------------------|------------------|------------------|------------------|------------------|------------------|------------------|------------------|------------------|------------------|------------------|------------------|------------------|------------------|------------------|
|                             | I <sup>r</sup>   | II <sup>r</sup>  | III <sup>r</sup> | IV <sup>r</sup>  | I <sup>r</sup>   | II <sup>r</sup>  | III <sup>r</sup> | IV <sup>r</sup>  | I <sup>r</sup>   | II <sup>r</sup>  | III <sup>r</sup> | IV <sup>r</sup>  | I <sup>r</sup>   | II <sup>r</sup>  | III <sup>r</sup> | IV <sup>r</sup>  |
| <b>United States</b> .....  | <b>5,454,158</b> | <b>5,583,206</b> | <b>5,619,542</b> | <b>5,736,878</b> | <b>5,702,306</b> | <b>5,850,745</b> | <b>5,926,379</b> | <b>6,034,018</b> | <b>6,101,411</b> | <b>6,154,772</b> | <b>6,217,275</b> | <b>6,295,482</b> | <b>6,395,965</b> | <b>6,500,055</b> | <b>6,587,746</b> | <b>6,668,647</b> |
| <b>New England</b> .....    | <b>323,678</b>   | <b>331,465</b>   | <b>336,247</b>   | <b>341,169</b>   | <b>337,812</b>   | <b>346,212</b>   | <b>349,302</b>   | <b>356,063</b>   | <b>358,072</b>   | <b>362,415</b>   | <b>366,247</b>   | <b>370,457</b>   | <b>375,274</b>   | <b>381,513</b>   | <b>386,809</b>   | <b>392,979</b>   |
| Connecticut .....           | 93,738           | 96,494           | 97,610           | 99,624           | 97,651           | 99,068           | 100,397          | 102,035          | 102,831          | 103,794          | 104,852          | 105,783          | 107,191          | 108,783          | 110,029          | 111,411          |
| Maine .....                 | 22,925           | 23,176           | 23,438           | 23,629           | 23,663           | 24,090           | 24,290           | 24,652           | 24,740           | 25,010           | 25,048           | 25,387           | 25,847           | 26,225           | 26,629           | 27,035           |
| Massachusetts .....         | 149,825          | 153,405          | 155,784          | 158,034          | 156,681          | 161,815          | 162,803          | 166,245          | 166,886          | 168,840          | 171,133          | 173,348          | 175,488          | 178,816          | 181,560          | 185,085          |
| New Hampshire .....         | 24,527           | 25,103           | 25,605           | 25,856           | 26,075           | 26,870           | 27,179           | 27,835           | 27,970           | 28,692           | 28,750           | 29,186           | 29,583           | 30,023           | 30,447           | 30,859           |
| Rhode Island .....          | 21,537           | 22,003           | 22,350           | 22,470           | 22,186           | 22,550           | 22,665           | 23,048           | 23,319           | 23,728           | 23,976           | 24,123           | 24,314           | 24,673           | 24,939           | 25,347           |
| Vermont .....               | 11,126           | 11,284           | 11,461           | 11,557           | 11,557           | 11,819           | 11,968           | 12,248           | 12,326           | 12,350           | 12,488           | 12,630           | 12,851           | 12,991           | 13,205           | 13,243           |
| <b>Midwest</b> .....        | <b>1,069,274</b> | <b>1,100,522</b> | <b>1,110,153</b> | <b>1,134,571</b> | <b>1,106,191</b> | <b>1,138,615</b> | <b>1,149,649</b> | <b>1,167,410</b> | <b>1,178,719</b> | <b>1,188,440</b> | <b>1,198,720</b> | <b>1,209,580</b> | <b>1,233,490</b> | <b>1,249,976</b> | <b>1,260,677</b> | <b>1,277,239</b> |
| Delaware .....              | 16,227           | 16,683           | 16,722           | 17,022           | 16,919           | 17,346           | 17,479           | 17,767           | 18,040           | 18,123           | 18,262           | 18,524           | 18,903           | 19,135           | 19,540           | 19,899           |
| District of Columbia .....  | 17,958           | 18,169           | 18,306           | 18,569           | 18,275           | 18,635           | 18,597           | 18,490           | 18,219           | 18,234           | 18,157           | 18,258           | 18,438           | 18,285           | 18,549           | 18,797           |
| Maryland .....              | 121,295          | 123,683          | 124,444          | 126,883          | 126,758          | 129,251          | 130,870          | 132,515          | 133,753          | 134,673          | 135,450          | 136,585          | 138,469          | 139,953          | 141,573          | 143,242          |
| New Jersey .....            | 207,123          | 212,829          | 214,379          | 219,345          | 213,238          | 219,928          | 223,219          | 226,885          | 229,197          | 232,128          | 234,309          | 237,200          | 240,970          | 245,611          | 248,062          | 251,962          |
| New York .....              | 446,274          | 462,438          | 467,640          | 480,450          | 462,398          | 479,234          | 482,055          | 490,658          | 496,780          | 500,494          | 505,909          | 509,570          | 523,729          | 529,480          | 531,787          | 538,964          |
| Pennsylvania .....          | 260,398          | 266,721          | 268,661          | 272,302          | 268,604          | 274,221          | 277,429          | 281,094          | 282,731          | 284,788          | 286,732          | 289,443          | 292,980          | 297,512          | 301,167          | 304,345          |
| <b>Great Lakes</b> .....    | <b>902,198</b>   | <b>926,710</b>   | <b>933,704</b>   | <b>955,483</b>   | <b>956,796</b>   | <b>977,384</b>   | <b>993,493</b>   | <b>1,011,899</b> | <b>1,023,652</b> | <b>1,028,595</b> | <b>1,036,055</b> | <b>1,048,335</b> | <b>1,057,262</b> | <b>1,073,387</b> | <b>1,088,995</b> | <b>1,099,553</b> |
| Illinois .....              | 267,605          | 273,406          | 274,535          | 281,337          | 279,113          | 286,808          | 291,750          | 296,367          | 300,856          | 302,511          | 305,346          | 310,357          | 315,983          | 320,642          | 325,362          | 329,171          |
| Indiana .....               | 111,325          | 114,270          | 115,201          | 117,906          | 118,599          | 120,351          | 122,747          | 124,452          | 125,712          | 125,969          | 126,599          | 127,820          | 129,666          | 132,120          | 134,265          | 135,508          |
| Michigan .....              | 196,516          | 203,568          | 205,934          | 210,291          | 213,542          | 216,657          | 220,531          | 225,752          | 229,522          | 230,176          | 232,079          | 234,598          | 237,203          | 240,020          | 239,727          | 242,379          |
| Ohio .....                  | 226,098          | 231,493          | 233,512          | 238,748          | 238,636          | 243,895          | 246,671          | 251,423          | 252,728          | 254,449          | 255,900          | 258,175          | 259,187          | 262,633          | 266,647          | 268,199          |
| Wisconsin .....             | 101,653          | 103,973          | 104,522          | 107,201          | 106,907          | 109,672          | 111,795          | 113,905          | 114,834          | 115,490          | 116,131          | 117,384          | 119,193          | 120,973          | 122,994          | 124,295          |
| <b>Plains</b> .....         | <b>362,213</b>   | <b>370,174</b>   | <b>365,085</b>   | <b>378,122</b>   | <b>381,864</b>   | <b>390,730</b>   | <b>396,108</b>   | <b>403,298</b>   | <b>405,021</b>   | <b>408,035</b>   | <b>411,698</b>   | <b>417,824</b>   | <b>429,865</b>   | <b>437,371</b>   | <b>444,084</b>   | <b>448,473</b>   |
| Iowa .....                  | 52,977           | 54,003           | 51,956           | 54,627           | 56,705           | 57,763           | 58,213           | 59,314           | 59,374           | 59,667           | 60,309           | 61,334           | 63,352           | 64,475           | 65,478           | 65,480           |
| Kansas .....                | 51,190           | 52,286           | 52,052           | 53,493           | 53,505           | 54,703           | 55,213           | 56,006           | 56,152           | 56,325           | 56,769           | 57,261           | 58,879           | 59,551           | 60,561           | 61,305           |
| Minnesota .....             | 98,209           | 100,194          | 98,636           | 102,109          | 103,076          | 106,220          | 108,602          | 110,708          | 111,459          | 112,471          | 113,318          | 115,619          | 118,764          | 121,286          | 123,552          | 124,716          |
| Missouri .....              | 103,738          | 106,309          | 105,584          | 109,563          | 109,113          | 111,729          | 113,287          | 115,247          | 116,047          | 117,200          | 118,133          | 119,179          | 121,458          | 123,184          | 124,696          | 126,628          |
| Nebraska .....              | 31,742           | 32,572           | 32,531           | 33,206           | 33,469           | 34,110           | 34,477           | 35,245           | 35,612           | 35,862           | 36,282           | 37,217           | 38,736           | 39,503           | 39,815           | 40,416           |
| North Dakota .....          | 11,276           | 11,493           | 11,112           | 11,566           | 12,027           | 12,091           | 12,170           | 12,420           | 12,089           | 12,205           | 12,209           | 12,470           | 13,243           | 13,503           | 13,857           | 13,796           |
| South Dakota .....          | 13,081           | 13,337           | 13,213           | 13,559           | 13,970           | 14,114           | 14,145           | 14,478           | 14,288           | 14,306           | 14,478           | 14,745           | 15,434           | 15,840           | 16,125           | 16,132           |
| <b>Southeast</b> .....      | <b>1,187,525</b> | <b>1,214,518</b> | <b>1,225,179</b> | <b>1,246,810</b> | <b>1,252,724</b> | <b>1,282,323</b> | <b>1,300,332</b> | <b>1,324,383</b> | <b>1,343,868</b> | <b>1,356,333</b> | <b>1,371,604</b> | <b>1,392,657</b> | <b>1,411,676</b> | <b>1,438,520</b> | <b>1,459,532</b> | <b>1,473,921</b> |
| Alabama .....               | 74,068           | 75,163           | 75,529           | 76,997           | 77,564           | 79,339           | 80,506           | 81,919           | 82,940           | 83,520           | 84,302           | 84,852           | 85,495           | 86,824           | 88,002           | 88,565           |
| Arkansas .....              | 40,248           | 40,971           | 41,460           | 42,082           | 42,438           | 43,380           | 43,794           | 44,381           | 45,276           | 45,616           | 46,089           | 47,001           | 47,389           | 48,632           | 49,267           | 49,513           |
| Florida .....               | 289,531          | 296,567          | 298,559          | 303,052          | 302,801          | 309,893          | 314,177          | 320,764          | 326,703          | 330,889          | 335,707          | 340,801          | 347,845          | 353,115          | 357,884          | 361,700          |
| Georgia .....               | 134,229          | 138,431          | 139,550          | 142,873          | 143,740          | 148,393          | 150,545          | 153,982          | 156,511          | 157,853          | 160,490          | 164,348          | 167,164          | 172,174          | 175,319          | 177,085          |
| Kentucky .....              | 66,136           | 67,243           | 67,869           | 68,987           | 69,032           | 70,508           | 71,139           | 72,446           | 73,070           | 73,704           | 74,197           | 75,347           | 76,258           | 77,699           | 79,131           | 79,798           |
| Louisiana .....             | 74,162           | 75,801           | 76,256           | 77,426           | 79,228           | 79,998           | 81,592           | 82,668           | 83,559           | 84,045           | 85,245           | 85,441           | 86,234           | 87,535           | 88,504           | 89,242           |
| Mississippi .....           | 39,695           | 40,433           | 41,070           | 41,875           | 42,897           | 43,782           | 44,536           | 45,094           | 45,563           | 45,862           | 46,402           | 47,141           | 47,879           | 48,735           | 49,405           | 49,546           |
| North Carolina .....        | 134,674          | 138,446          | 140,396          | 143,441          | 143,717          | 146,522          | 148,876          | 152,054          | 154,775          | 156,458          | 157,967          | 161,435          | 162,788          | 166,895          | 169,333          | 171,535          |
| South Carolina .....        | 63,397           | 64,585           | 65,098           | 65,767           | 66,624           | 68,050           | 69,156           | 70,213           | 71,151           | 71,672           | 72,146           | 73,231           | 74,258           | 75,893           | 77,096           | 77,902           |
| Tennessee .....             | 97,640           | 99,775           | 101,035          | 103,126          | 103,222          | 105,922          | 107,839          | 110,438          | 112,390          | 113,596          | 114,724          | 116,330          | 118,619          | 118,628          | 120,231          | 121,471          |
| Virginia .....              | 143,918          | 146,669          | 147,915          | 150,391          | 150,389          | 154,960          | 156,319          | 158,258          | 159,518          | 160,628          | 161,843          | 163,778          | 166,269          | 168,835          | 171,353          | 173,296          |
| West Virginia .....         | 29,828           | 30,433           | 30,443           | 30,794           | 31,072           | 31,576           | 31,852           | 32,165           | 32,411           | 32,490           | 32,593           | 32,951           | 33,279           | 33,528           | 34,007           | 34,269           |
| <b>Southwest</b> .....      | <b>504,570</b>   | <b>516,007</b>   | <b>519,956</b>   | <b>531,058</b>   | <b>531,094</b>   | <b>545,688</b>   | <b>554,990</b>   | <b>568,495</b>   | <b>574,294</b>   | <b>581,619</b>   | <b>589,260</b>   | <b>598,893</b>   | <b>608,280</b>   | <b>619,285</b>   | <b>629,463</b>   | <b>639,108</b>   |
| Arizona .....               | 72,580           | 74,415           | 75,365           | 77,239           | 78,310           | 81,042           | 83,330           | 85,375           | 87,047           | 87,812           | 89,521           | 91,102           | 93,241           | 94,957           | 96,838           | 98,112           |
| New Mexico .....            | 27,111           | 27,621           | 27,925           | 28,618           | 28,798           | 29,301           | 29,959           | 30,624           | 31,236           | 31,480           | 31,897           | 32,252           | 32,723           | 33,083           | 33,439           | 33,672           |
| Oklahoma .....              | 57,535           | 58,218           | 58,484           | 59,342           | 59,252           | 60,540           | 61,077           | 62,330           | 62,348           | 63,048           | 63,615           | 64,323           | 65,126           | 66,003           | 66,737           | 67,288           |
| Texas .....                 | 347,343          | 355,754          | 358,182          | 365,859          | 364,735          | 374,805          | 380,624          | 390,166          | 393,664          | 399,280          | 404,227          | 411,216          | 417,189          | 425,232          | 432,449          | 440,036          |
| <b>Rocky Mountain</b> ..... | <b>152,456</b>   | <b>155,886</b>   | <b>157,611</b>   | <b>161,894</b>   | <b>161,036</b>   | <b>166,122</b>   | <b>168,968</b>   | <b>173,038</b>   | <b>176,314</b>   | <b>177,767</b>   | <b>180,545</b>   | <b>184,108</b>   | <b>186,690</b>   | <b>190,640</b>   | <b>194,132</b>   | <b>197,101</b>   |
| Colorado .....              | 77,610           | 79,560           | 80,708           | 82,971           | 82,397           | 85,262           | 86,680           | 89,100           | 91,025           | 91,892           | 93,722           | 95,148           | 97,009           | 99,005           | 101,077          | 102,958          |
| Idaho .....                 | 19,330           | 19,974           | 20,132           | 20,777           | 20,644           | 21,278           | 21,688           | 21,987           | 22,495           | 22,643           | 22,857           | 23,482           | 23,599           | 24,206           | 24,376           | 24,513           |
| Montana .....               | 14,883           | 15,191           | 15,121           | 15,518           | 15,101           | 15,391           | 15,629           | 15,986           | 16,113           | 16,172           | 16,346           | 16,557           | 16,624           | 16,879           | 17,120           | 17,347           |
| Utah .....                  | 31,044           | 31,697           | 32,124           | 32,937           | 33,215           | 34,304           | 34,961           | 35,835           | 36,449           | 36,762           | 37,331           |                  |                  |                  |                  |                  |

Table 6.—Personal Income by State and Region—Continued

[Millions of dollars, seasonally adjusted at annual rates]

| Area name             | 1997             |                  |                  |                  | 1998             |                  |                  |                  | 1999             |                  |                  |                  | Percent change <sup>1</sup> |                |                  |                  |
|-----------------------|------------------|------------------|------------------|------------------|------------------|------------------|------------------|------------------|------------------|------------------|------------------|------------------|-----------------------------|----------------|------------------|------------------|
|                       | I <sup>r</sup>   | II <sup>r</sup>  | III <sup>r</sup> | IV <sup>r</sup>  | I <sup>r</sup>   | II <sup>r</sup>  | III <sup>r</sup> | IV <sup>r</sup>  | I <sup>r</sup>   | II <sup>r</sup>  | III <sup>r</sup> | IV <sup>r</sup>  | 1998:IV-1999:I              | 1999:I-1999:II | 1999:II-1999:III | 1999:III-1999:IV |
| <b>United States</b>  | <b>6,798,273</b> | <b>6,891,494</b> | <b>6,984,587</b> | <b>7,094,102</b> | <b>7,186,832</b> | <b>7,288,702</b> | <b>7,405,920</b> | <b>7,524,734</b> | <b>7,615,925</b> | <b>7,718,294</b> | <b>7,812,784</b> | <b>7,958,969</b> | 1.2                         | 1.3            | 1.2              | 1.9              |
| <b>New England</b>    | <b>401,943</b>   | <b>407,101</b>   | <b>412,245</b>   | <b>420,247</b>   | <b>424,197</b>   | <b>430,540</b>   | <b>438,716</b>   | <b>445,436</b>   | <b>450,127</b>   | <b>457,380</b>   | <b>468,256</b>   | <b>473,928</b>   | 1.1                         | 1.6            | 2.4              | 1.2              |
| Connecticut           | 114,081          | 115,596          | 116,941          | 119,291          | 119,910          | 120,827          | 122,993          | 125,033          | 125,810          | 127,588          | 129,935          | 130,957          | 6                           | 1.4            | 1.8              | 9                |
| Maine                 | 27,526           | 27,747           | 27,896           | 28,374           | 28,552           | 29,046           | 29,638           | 30,028           | 30,176           | 30,831           | 31,914           | 32,184           | 5                           | 2.2            | 3.5              | 8                |
| Massachusetts         | 189,285          | 191,436          | 194,212          | 197,864          | 197,864          | 200,238          | 204,118          | 207,961          | 210,937          | 214,227          | 217,796          | 223,741          | 1.6                         | 1.7            | 2.7              | 1.4              |
| New Hampshire         | 31,605           | 32,285           | 32,831           | 33,492           | 33,855           | 34,506           | 35,371           | 36,102           | 36,122           | 36,833           | 37,547           | 37,981           | -1                          | 2.0            | 1.9              | 1.2              |
| Rhode Island          | 25,913           | 26,385           | 26,594           | 27,128           | 27,403           | 27,635           | 28,119           | 28,500           | 28,820           | 29,081           | 29,737           | 30,152           | 1.1                         | -9             | 2.3              | 1.4              |
| Vermont               | 13,534           | 13,652           | 13,771           | 14,099           | 14,238           | 14,409           | 14,634           | 14,836           | 14,972           | 15,252           | 15,481           | 15,787           | 9                           | 1.9            | 1.5              | 2.0              |
| <b>Midwest</b>        | <b>1,295,117</b> | <b>1,307,058</b> | <b>1,325,080</b> | <b>1,347,184</b> | <b>1,359,123</b> | <b>1,382,189</b> | <b>1,401,211</b> | <b>1,412,306</b> | <b>1,433,189</b> | <b>1,452,432</b> | <b>1,476,732</b> | <b>1,497,612</b> | 1.5                         | 1.3            | 1.7              | 1.4              |
| Delaware              | 19,893           | 19,957           | 20,528           | 20,785           | 21,391           | 21,671           | 21,961           | 22,429           | 22,648           | 22,760           | 23,283           | 23,798           | 1.0                         | -5             | 2.3              | 2.2              |
| District of Columbia  | 18,507           | 18,520           | 18,694           | 18,792           | 18,892           | 18,992           | 19,103           | 19,274           | 19,637           | 19,809           | 19,958           | 20,056           | 1.9                         | -9             | 2                | 1.0              |
| Maryland              | 145,606          | 147,176          | 148,867          | 151,405          | 153,001          | 155,623          | 158,173          | 160,240          | 162,887          | 164,593          | 167,615          | 170,305          | 1.7                         | 1.0            | 1.8              | 1.6              |
| New Jersey            | 257,454          | 260,259          | 263,433          | 268,546          | 272,352          | 276,110          | 281,579          | 285,354          | 287,484          | 291,224          | 295,605          | 301,782          | 1.5                         | 1.3            | 1.5              | 2.1              |
| New York              | 544,765          | 548,397          | 557,175          | 565,906          | 569,861          | 582,400          | 588,884          | 591,100          | 602,970          | 611,914          | 624,783          | 631,171          | 2.0                         | 1.5            | 2.1              | 1.0              |
| Pennsylvania          | 308,892          | 312,749          | 316,383          | 321,750          | 323,836          | 327,493          | 331,511          | 335,909          | 337,562          | 342,132          | 345,588          | 350,500          | 5                           | 1.4            | 1.0              | 1.4              |
| <b>Great Lakes</b>    | <b>1,120,166</b> | <b>1,137,600</b> | <b>1,152,265</b> | <b>1,168,346</b> | <b>1,181,917</b> | <b>1,194,441</b> | <b>1,208,767</b> | <b>1,227,834</b> | <b>1,236,617</b> | <b>1,251,409</b> | <b>1,269,563</b> | <b>1,284,126</b> | -7                          | 1.2            | .6               | 2.0              |
| Illinois              | 334,709          | 339,844          | 343,838          | 349,360          | 352,801          | 357,234          | 362,423          | 368,811          | 372,914          | 377,431          | 378,850          | 388,209          | 1.1                         | 1.2            | .4               | 2.5              |
| Indiana               | 137,706          | 139,569          | 140,887          | 143,457          | 143,540          | 147,351          | 149,723          | 152,190          | 152,696          | 153,690          | 155,030          | 158,828          | 3                           | -7             | -9               | 2.4              |
| Michigan              | 246,439          | 250,770          | 255,050          | 256,804          | 261,211          | 263,083          | 263,927          | 267,843          | 270,157          | 273,907          | 275,118          | 279,390          | 9                           | 1.4            | .4               | 1.6              |
| Ohio                  | 274,498          | 278,585          | 282,031          | 286,039          | 288,360          | 290,708          | 294,306          | 298,823          | 299,982          | 303,185          | 305,721          | 310,498          | 5                           | 1.1            | .8               | 1.6              |
| Wisconsin             | 128,813          | 128,832          | 130,458          | 132,685          | 134,205          | 136,065          | 138,388          | 140,368          | 140,868          | 143,196          | 144,443          | 147,200          | 4                           | 1.7            | .9               | 1.9              |
| <b>Plains</b>         | <b>454,288</b>   | <b>460,788</b>   | <b>466,561</b>   | <b>472,943</b>   | <b>476,873</b>   | <b>483,190</b>   | <b>490,338</b>   | <b>502,503</b>   | <b>502,041</b>   | <b>509,342</b>   | <b>511,482</b>   | <b>528,980</b>   | -1                          | 1.5            | .4               | 3.4              |
| Iowa                  | 67,011           | 67,849           | 68,339           | 69,482           | 69,889           | 69,777           | 71,146           | 73,376           | 72,215           | 72,997           | 73,566           | 76,504           | -1                          | 1.1            | .8               | 4.0              |
| Kansas                | 62,400           | 63,485           | 64,333           | 65,201           | 65,948           | 66,755           | 67,579           | 69,251           | 69,055           | 69,895           | 70,272           | 73,524           | -3                          | 1.2            | .5               | 2.6              |
| Minnesota             | 125,653          | 128,130          | 130,216          | 132,321          | 134,870          | 137,142          | 138,900          | 142,316          | 143,018          | 145,585          | 146,296          | 150,044          | 5                           | 1.8            | .5               | 4.6              |
| Missouri              | 126,619          | 130,899          | 132,413          | 134,119          | 134,292          | 135,741          | 137,644          | 139,338          | 140,922          | 142,464          | 143,307          | 146,104          | 1.1                         | 1.1            | .6               | 2.0              |
| Nebraska              | 40,490           | 40,835           | 41,183           | 41,569           | 41,792           | 42,479           | 43,319           | 44,624           | 44,458           | 45,279           | 45,335           | 47,770           | -4                          | 1.8            | 1                | 5.4              |
| North Dakota          | 13,081           | 13,264           | 13,515           | 13,661           | 14,240           | 14,302           | 14,490           | 15,369           | 14,605           | 14,813           | 14,460           | 15,733           | -5                          | 1.4            | -2.4             | 8.8              |
| South Dakota          | 16,034           | 16,327           | 16,563           | 16,591           | 16,841           | 16,994           | 17,261           | 18,229           | 17,769           | 18,309           | 18,246           | 19,301           | -2.5                        | 3.0            | -3               | 5.8              |
| <b>Southeast</b>      | <b>1,507,448</b> | <b>1,523,874</b> | <b>1,540,632</b> | <b>1,563,807</b> | <b>1,583,121</b> | <b>1,607,270</b> | <b>1,634,507</b> | <b>1,661,224</b> | <b>1,680,967</b> | <b>1,701,177</b> | <b>1,715,480</b> | <b>1,753,136</b> | 1.2                         | 1.2            | .8               | 2.2              |
| Alabama               | 90,641           | 91,351           | 92,156           | 93,242           | 94,251           | 95,129           | 96,472           | 97,971           | 98,636           | 99,782           | 100,742          | 101,915          | 7                           | 1.2            | 1.0              | 1.2              |
| Arkansas              | 50,490           | 51,072           | 51,487           | 52,327           | 52,611           | 53,108           | 53,955           | 55,228           | 55,352           | 56,173           | 55,956           | 58,202           | 2                           | 1.5            | -4               | 4.0              |
| Florida               | 369,243          | 373,859          | 379,078          | 384,056          | 390,616          | 396,997          | 403,675          | 409,456          | 413,483          | 420,507          | 425,494          | 434,354          | 1.0                         | 1.7            | 1.2              | 2.1              |
| Georgia               | 181,022          | 182,856          | 184,825          | 187,749          | 191,279          | 194,719          | 199,478          | 203,799          | 207,041          | 210,134          | 212,697          | 217,422          | 1.6                         | 1.5            | 1.2              | 2.2              |
| Kentucky              | 81,813           | 82,779           | 83,511           | 84,621           | 85,417           | 86,541           | 87,945           | 89,193           | 90,050           | 90,813           | 92,123           | 93,956           | 1.0                         | .8             | 1.4              | 2.0              |
| Louisiana             | 90,823           | 91,916           | 92,759           | 94,447           | 95,344           | 96,653           | 97,326           | 98,188           | 98,640           | 99,407           | 99,341           | 101,197          | 5                           | .8             | -1               | 1.9              |
| Mississippi           | 50,678           | 51,336           | 51,696           | 52,517           | 53,280           | 53,840           | 54,793           | 55,727           | 55,733           | 56,261           | 56,972           | 58,127           | 0                           | -9             | -1.3             | 2.0              |
| North Carolina        | 176,698          | 178,746          | 180,407          | 183,527          | 185,241          | 188,106          | 191,606          | 195,081          | 197,934          | 200,334          | 198,155          | 205,983          | 1.5                         | 1.2            | -1.1             | 4.0              |
| South Carolina        | 79,840           | 80,649           | 81,467           | 82,721           | 83,465           | 84,935           | 86,797           | 88,394           | 89,132           | 90,663           | 91,859           | 93,547           | 8                           | 1.7            | -1.3             | 1.8              |
| Tennessee             | 123,969          | 125,134          | 126,448          | 128,831          | 129,621          | 131,921          | 133,789          | 135,695          | 137,177          | 139,269          | 141,194          | 143,461          | 1.1                         | 1.5            | 1.4              | 1.6              |
| Virginia              | 177,455          | 179,057          | 181,455          | 184,071          | 185,815          | 188,975          | 191,867          | 195,456          | 200,583          | 200,321          | 203,034          | 206,629          | 2.6                         | -1             | 1.4              | 1.8              |
| West Virginia         | 34,774           | 35,119           | 35,342           | 35,698           | 36,090           | 36,347           | 36,804           | 37,036           | 37,206           | 37,511           | 37,914           | 38,343           | 5                           | .8             | 1.1              | 1.1              |
| <b>Southwest</b>      | <b>655,560</b>   | <b>667,482</b>   | <b>679,112</b>   | <b>690,996</b>   | <b>706,276</b>   | <b>715,809</b>   | <b>729,125</b>   | <b>741,186</b>   | <b>750,825</b>   | <b>762,900</b>   | <b>770,545</b>   | <b>785,928</b>   | 1.3                         | 1.6            | 1.0              | 2.0              |
| Arizona               | 101,152          | 102,909          | 104,774          | 107,036          | 108,486          | 111,652          | 114,212          | 116,545          | 116,817          | 120,395          | 121,932          | 124,549          | 2                           | 3.1            | 1.3              | 2.1              |
| New Mexico            | 34,442           | 34,842           | 35,118           | 35,416           | 36,053           | 36,283           | 36,862           | 37,555           | 37,581           | 38,198           | 38,537           | 39,226           | -1                          | 1.6            | .9               | 1.8              |
| Oklahoma              | 68,911           | 69,332           | 69,977           | 71,241           | 72,281           | 72,860           | 73,727           | 74,532           | 75,100           | 75,993           | 76,610           | 78,560           | .8                          | 1.2            | .8               | 2.5              |
| Texas                 | 451,056          | 460,399          | 469,243          | 477,303          | 488,456          | 495,013          | 504,323          | 512,555          | 521,326          | 528,315          | 533,465          | 543,593          | 1.7                         | 1.3            | 1.0              | 1.9              |
| <b>Rocky Mountain</b> | <b>201,399</b>   | <b>205,456</b>   | <b>209,894</b>   | <b>213,073</b>   | <b>218,250</b>   | <b>220,674</b>   | <b>224,490</b>   | <b>229,708</b>   | <b>233,524</b>   | <b>238,102</b>   | <b>240,979</b>   | <b>246,394</b>   | 1.7                         | 2.0            | 1.2              | 2.2              |
| Colorado              | 105,289          | 107,957          | 110,790          | 112,877          | 116,528          | 117,481          | 119,708          | 122,458          | 124,639          | 127,480          | 129,371          | 132,464          | 1.8                         | 2.3            | 1.5              | 2.4              |
| Idaho                 | 24,869           | 25,294           | 25,659           | 25,937           | 26,480           | 26,797           | 27,337           | 28,095           | 28,721           | 29,093           | 29,458           | 30,114           | 2                           | 1.3            | 1.3              | 2.2              |
| Montana               | 17,362           | 17,558           | 17,770           | 18,062           | 18,205           | 18,497           | 18,626           | 19,357           | 19,386           | 19,743           | 19,404           | 20,261           | -1                          | 1.8            | -1.7             | 4.4              |
| Utah                  | 42,722           | 43,389           | 44,263           | 44,708           | 45,549           | 46,346           | 47,066           | 47,907           | 48,533           | 49,436           | 50,200           | 50,812           | 1.2                         | 1.9            | 1.5              | 1.2              |
| Wyoming               | 11,157           | 11,258           | 11,413           | 11,488           | 11,488           | 11,553           | 11,752           | 11,891           | 12,246           | 12,350           | 12,546           | 12,743           | 3.0                         | .8             | 1.6              | 1.6              |
| <b>Far West</b>       | <b>1,162,353</b> | <b>1,182,135</b> | <b>1,198,799</b> | <b>1,217,506</b> | <b>1,237,075</b> | <b>1,254,589</b> | <b>1,278,768</b> | <b>1,304,537</b> | <b>1,328,635</b> | <b>1,345,553</b> | <b>1,370,148</b> | <b>1,388,865</b> | 1.8                         | 1.3            | 1.8              | 1.4              |
| Alaska                | 16,096           | 16,433           | 16,537           | 16,664           | 17,030           | 17,020           | 17,346           | 17,346           | 17,563           | 17,558           | 17,668           | 17,891           | 1.3                         | 0              | .6               | 1.3              |
| California            | 842,789          | 856,733          | 869,075          | 882,426          | 896,905          | 909,532          | 927,774          | 947,597          | 966,197          | 980,077          | 995,816          | 1,011,268        | 2.0                         | 1.4            | 1.6              | 1.6              |
| Hawaii                |                  |                  |                  |                  |                  |                  |                  |                  |                  |                  |                  |                  |                             |                |                  |                  |

**Table 7.—Personal Income by Major Source**  
[Millions of dollars, seasonally]

| Line                                 | Item   | United States   |                  |                 |                |                 |                  |                 | New England     |                  |                 |                |                 |                  |                 |
|--------------------------------------|--|-----------------|------------------|-----------------|----------------|-----------------|------------------|-----------------|-----------------|------------------|-----------------|----------------|-----------------|------------------|-----------------|
|                                      |  | 1998            |                  |                 | 1999           |                 |                  |                 | 1998            |                  |                 | 1999           |                 |                  |                 |
|                                      |  | II <sup>r</sup> | III <sup>r</sup> | IV <sup>r</sup> | I <sup>r</sup> | II <sup>r</sup> | III <sup>r</sup> | IV <sup>p</sup> | II <sup>r</sup> | III <sup>r</sup> | IV <sup>r</sup> | I <sup>r</sup> | II <sup>r</sup> | III <sup>r</sup> | IV <sup>p</sup> |
| <b>Income by Place of Residence</b>  |  |                 |                  |                 |                |                 |                  |                 |                 |                  |                 |                |                 |                  |                 |
| 1                                    | Personal income (lines 4-11) .....                                     | 7,288,702       | 7,405,920        | 7,524,734       | 7,615,925      | 7,718,294       | 7,812,784        | 7,958,969       | 430,540         | 438,716          | 445,436         | 450,127        | 457,380         | 468,256          | 473,928         |
| 2                                    | Nonfarm personal income .....  | 7,252,379       | 7,365,326        | 7,464,534       | 7,570,675      | 7,670,649       | 7,781,733        | 7,906,226       | 429,931         | 438,040          | 444,658         | 449,405        | 456,623         | 467,607          | 473,260         |
| 3                                    | Farm income (line 17) .....  | 36,323          | 40,594           | 60,199          | 45,250         | 47,645          | 31,052           | 52,743          | 609             | 676              | 778             | 721            | 757             | 649              | 668             |
| <b>Derivation of Personal Income</b> |  |                 |                  |                 |                |                 |                  |                 |                 |                  |                 |                |                 |                  |                 |
| 4                                    | Earnings by place of work (lines 12-16 or 17-34) .....                 | 5,247,887       | 5,342,450        | 5,452,023       | 5,526,745      | 5,608,352       | 5,685,082        | 5,792,062       | 307,081         | 314,137          | 320,269         | 323,667        | 329,865         | 339,725          | 343,660         |
| 5                                    | Less: Personal contributions for social insurance <sup>2</sup> .....   | 313,280         | 317,544          | 321,460         | 328,381        | 331,808         | 336,153          | 339,823         | 17,917          | 18,258           | 18,517          | 18,783         | 19,073          | 19,602           | 19,732          |
| 6                                    | Plus: Adjustment for residence <sup>3</sup> .....                      | -1,005          | -1,030           | -1,054          | -1,139         | -1,161          | -1,182           | -1,199          | 5,633           | 5,669            | 5,597           | 5,779          | 5,885           | 6,062            | 6,130           |
| 7                                    | Equals: Net earnings by place of residence .....                       | 4,933,602       | 5,023,876        | 5,129,510       | 5,197,224      | 5,275,384       | 5,347,747        | 5,451,040       | 294,797         | 301,548          | 307,348         | 310,664        | 316,677         | 326,185          | 330,058         |
| 8                                    | Plus: Dividends, interest, and rent <sup>4</sup> .....                 | 1,375,124       | 1,395,564        | 1,404,216       | 1,410,950      | 1,429,345       | 1,443,728        | 1,477,789       | 79,730          | 80,942           | 81,623          | 82,034         | 83,000          | 83,898           | 85,233          |
| 9                                    | Plus: Transfer payments .....  | 979,976         | 986,480          | 991,008         | 1,007,751      | 1,013,565       | 1,021,309        | 1,030,140       | 56,013          | 56,225           | 56,465          | 57,428         | 57,540          | 58,172           | 58,637          |
| 10                                   | State unemployment insurance benefits .....                            | 18,856          | 20,260           | 19,608          | 20,195         | 19,996          | 19,892           | 19,872          | 1,312           | 1,396            | 1,441           | 1,508          | 1,474           | 1,483            | 1,456           |
| 11                                   | Transfers excluding State unemployment insurance benefits .....        | 961,120         | 966,220          | 971,400         | 987,556        | 993,569         | 1,001,417        | 1,010,268       | 54,701          | 54,829           | 55,023          | 55,921         | 56,253          | 56,689           | 57,180          |
| <b>Earnings by Place of Work</b>     |  |                 |                  |                 |                |                 |                  |                 |                 |                  |                 |                |                 |                  |                 |
| Components of earnings:              |  |                 |                  |                 |                |                 |                  |                 |                 |                  |                 |                |                 |                  |                 |
| 12                                   | Wage and salary disbursements .....                                    | 4,144,164       | 4,222,568        | 4,295,976       | 4,368,798      | 4,429,939       | 4,506,633        | 4,573,096       | 245,163         | 251,199          | 256,049         | 258,614        | 263,547         | 272,030          | 274,886         |
| 13                                   | Other labor income .....   | 509,020         | 513,176          | 517,576         | 523,399        | 528,428         | 533,868          | 538,992         | 29,036          | 29,500           | 29,882          | 30,020         | 30,463          | 31,208           | 31,413          |
| 14                                   | Proprietors' income <sup>5</sup> .....                                 | 594,703         | 606,706          | 638,471         | 634,548        | 649,985         | 644,581          | 679,974         | 32,882          | 33,438           | 34,338          | 35,034         | 35,855          | 36,487           | 37,361          |
| 15                                   | Farm proprietors' income .....   | 19,171          | 23,158           | 42,475          | 27,058         | 28,815          | 11,537           | 32,594          | 210             | 276              | 374             | 307            | 328             | 204              | 209             |
| 16                                   | Nonfarm proprietors' income .....                                      | 575,532         | 583,548          | 595,996         | 607,490        | 621,170         | 633,044          | 647,380         | 32,672          | 33,162           | 33,964          | 34,727         | 35,527          | 36,283           | 37,152          |
| <b>Earnings by Industry</b>          |  |                 |                  |                 |                |                 |                  |                 |                 |                  |                 |                |                 |                  |                 |
| 17                                   | Farm earnings .....  | 36,323          | 40,594           | 60,199          | 45,250         | 47,645          | 31,052           | 52,743          | 609             | 676              | 778             | 721            | 757             | 649              | 668             |
| 18                                   | Nonfarm earnings .....   | 5,211,564       | 5,301,856        | 5,391,824       | 5,481,494      | 5,560,708       | 5,654,030        | 5,739,319       | 306,472         | 313,460          | 319,491         | 322,946        | 329,108         | 339,077          | 342,992         |
| 19                                   | Private earnings .....   | 4,364,568       | 4,446,872        | 4,530,148       | 4,605,777      | 4,678,800       | 4,762,546        | 4,838,654       | 266,383         | 272,932          | 278,414         | 281,597        | 287,048         | 296,923          | 300,280         |
| 20                                   | Agricultural services, forestry, fishing, and other <sup>6</sup> ..... | 33,856          | 34,504           | 36,484          | 37,530         | 37,588          | 38,270           | 40,191          | 1,706           | 1,735            | 1,851           | 1,922          | 1,952           | 1,991            | 2,102           |
| 21                                   | Mining .....   | 47,896          | 47,864           | 47,528          | 45,512         | 44,813          | 45,448           | 45,196          | 306             | 308              | 299             | 324            | 307             | 320              | 322             |
| 22                                   | Construction .....   | 298,400         | 304,624          | 313,624         | 321,595        | 327,416         | 329,099          | 336,996         | 15,704          | 16,045           | 16,685          | 17,231         | 17,684          | 17,947           | 18,488          |
| 23                                   | Manufacturing .....  | 887,956         | 896,296          | 899,704         | 901,125        | 910,327         | 923,727          | 929,042         | 55,452          | 56,340           | 56,912          | 56,710         | 56,884          | 59,855           | 59,147          |
| 24                                   | Durable goods .....  | 552,912         | 557,800          | 559,464         | 559,415        | 566,027         | 576,333          | 579,271         | 37,763          | 38,293           | 38,768          | 38,404         | 38,320          | 40,168           | 39,886          |
| 25                                   | Nondurable goods .....   | 335,044         | 338,496          | 340,240         | 341,709        | 344,300         | 347,393          | 349,770         | 17,688          | 18,047           | 18,145          | 18,306         | 18,564          | 19,687           | 19,261          |
| 26                                   | Transportation and public utilities .....                              | 353,276         | 359,004          | 366,340         | 370,379        | 372,295         | 377,542          | 381,463         | 15,756          | 15,972           | 16,337          | 16,047         | 16,311          | 16,806           | 17,012          |
| 27                                   | Wholesale trade .....  | 325,928         | 333,192          | 339,692         | 345,726        | 350,303         | 357,466          | 364,372         | 19,991          | 19,824           | 20,224          | 20,449         | 20,742          | 21,753           | 22,004          |
| 28                                   | Retail trade .....   | 461,092         | 468,656          | 475,332         | 484,804        | 492,937         | 499,440          | 505,325         | 26,530          | 27,133           | 27,654          | 28,190         | 28,974          | 29,476           | 29,423          |
| 29                                   | Finance, insurance, and real estate .....                              | 470,760         | 482,200          | 495,956         | 507,235        | 518,947         | 529,041          | 535,003         | 32,284          | 33,626           | 34,607          | 36,493         | 36,031          | 37,508           | 38,177          |
| 30                                   | Services .....   | 1,485,404       | 1,520,532        | 1,555,488       | 1,591,871      | 1,624,173       | 1,662,515        | 1,701,067       | 95,252          | 101,947          | 103,845         | 104,231        | 108,163         | 111,265          | 113,607         |
| 31                                   | Government and government enterprises .....                            | 846,996         | 854,984          | 861,676         | 875,717        | 881,908         | 891,484          | 900,665         | 40,089          | 40,528           | 41,078          | 41,350         | 42,061          | 42,554           | 42,712          |
| 32                                   | Federal, civilian .....  | 172,444         | 173,424          | 174,904         | 181,749        | 180,888         | 180,049          | 180,180         | 6,928           | 6,941            | 7,006           | 7,261          | 7,270           | 7,317            | 7,304           |
| 33                                   | Military .....   | 70,112          | 70,124           | 69,572          | 71,013         | 70,388          | 70,646           | 70,428          | 1,767           | 1,754            | 1,742           | 1,762          | 1,760           | 1,767            | 1,777           |
| 34                                   | State and local .....  | 604,440         | 611,436          | 617,200         | 622,956        | 630,632         | 640,789          | 650,058         | 31,394          | 31,833           | 32,330          | 32,326         | 33,031          | 33,070           | 33,631          |

See footnotes at end of table.



and Earnings by Industry <sup>1</sup>, 1998:II-1999:IV  
adjusted at annual rates]

| Connecticut     |                  |                 |                |                 |                  |                 | Maine           |                  |                 |                |                 |                  |                 | Massachusetts   |                  |                 |                |                 |                  |                 | Line |
|-----------------|------------------|-----------------|----------------|-----------------|------------------|-----------------|-----------------|------------------|-----------------|----------------|-----------------|------------------|-----------------|-----------------|------------------|-----------------|----------------|-----------------|------------------|-----------------|------|
| 1998            |                  |                 | 1999           |                 |                  |                 | 1998            |                  |                 | 1999           |                 |                  |                 | 1998            |                  |                 | 1999           |                 |                  |                 |      |
| II <sup>r</sup> | III <sup>r</sup> | IV <sup>r</sup> | I <sup>r</sup> | II <sup>r</sup> | III <sup>r</sup> | IV <sup>r</sup> | II <sup>r</sup> | III <sup>r</sup> | IV <sup>r</sup> | I <sup>r</sup> | II <sup>r</sup> | III <sup>r</sup> | IV <sup>r</sup> | II <sup>r</sup> | III <sup>r</sup> | IV <sup>r</sup> | I <sup>r</sup> | II <sup>r</sup> | III <sup>r</sup> | IV <sup>r</sup> |      |
| 120,827         | 122,993          | 125,033         | 125,810        | 127,588         | 129,835          | 130,957         | 29,046          | 29,638           | 30,028          | 30,176         | 30,831          | 31,914           | 32,184          | 204,118         | 207,961          | 210,937         | 214,227        | 217,796         | 223,741          | 226,867         | 1    |
| 120,653         | 122,798          | 124,817         | 125,609        | 127,377         | 129,646          | 130,764         | 28,951          | 29,538           | 29,916          | 30,074         | 30,715          | 31,813           | 32,076          | 203,964         | 207,790          | 210,747         | 214,038        | 217,589         | 223,564          | 226,694         | 2    |
| 174             | 194              | 216             | 201            | 212             | 189              | 193             | 95              | 99               | 111             | 102            | 116             | 101              | 108             | 154             | 171              | 190             | 189            | 207             | 177              | 173             | 3    |
| 84,777          | 86,690           | 88,650          | 88,895         | 90,367          | 92,297           | 92,996          | 19,415          | 19,917           | 20,256          | 20,325         | 20,913          | 21,936           | 22,040          | 152,559         | 155,924          | 158,564         | 161,496        | 164,705         | 170,495          | 172,914         | 4    |
| 4,968           | 5,061            | 5,153           | 5,188          | 5,256           | 5,355            | 5,368           | 1,191           | 1,218            | 1,232           | 1,241          | 1,273           | 1,335            | 1,334           | 8,541           | 8,692            | 8,786           | 8,983          | 9,125           | 9,426            | 9,515           | 5    |
| 4,848           | 4,871            | 4,781           | 4,994          | 5,095           | 5,274            | 5,344           | 273             | 283              | 293             | 260            | 264             | 265              | 269             | -3,512          | -3,583           | -3,622          | -3,724         | -3,821          | -4,035           | -4,102          | 6    |
| 84,657          | 86,500           | 88,278          | 88,702         | 90,206          | 92,216           | 92,971          | 18,497          | 18,982           | 19,316          | 19,345         | 19,904          | 20,866           | 20,976          | 140,506         | 143,649          | 146,156         | 148,790        | 151,759         | 157,033          | 159,297         | 7    |
| 22,085          | 22,380           | 22,601          | 22,701         | 22,887          | 23,009           | 23,260          | 5,599           | 5,689            | 5,725           | 5,753          | 5,831           | 5,916            | 6,027           | 37,153          | 37,709           | 38,029          | 38,236         | 38,707          | 39,151           | 39,798          | 8    |
| 14,085          | 14,113           | 14,154          | 14,407         | 14,496          | 14,611           | 14,726          | 4,950           | 4,966            | 4,986           | 5,079          | 5,096           | 5,133            | 5,181           | 26,459          | 26,604           | 26,752          | 27,201         | 27,330          | 27,556           | 27,771          | 9    |
| 307             | 325              | 330             | 355            | 358             | 362              | 352             | 87              | 88               | 87              | 96             | 82              | 78               | 80              | 702             | 754              | 792             | 819            | 792             | 813              | 797             | 10   |
| 13,777          | 13,788           | 13,824          | 14,053         | 14,138          | 14,249           | 14,375          | 4,863           | 4,879            | 4,899           | 4,983          | 5,014           | 5,055            | 5,101           | 25,757          | 25,849           | 25,960          | 26,382         | 26,539          | 26,744           | 26,975          | 11   |
| 67,939          | 69,588           | 71,214          | 71,376         | 72,576          | 74,249           | 74,717          | 15,050          | 15,469           | 15,735          | 15,776         | 16,240          | 17,104           | 17,145          | 122,209         | 125,091          | 127,121         | 129,372        | 131,894         | 136,817          | 138,624         | 12   |
| 7,856           | 7,980            | 8,128           | 8,059          | 8,187           | 8,304            | 8,343           | 2,167           | 2,214            | 2,233           | 2,234          | 2,282           | 2,376            | 2,375           | 14,159          | 14,362           | 14,509          | 14,715         | 14,919          | 15,362           | 15,492          | 13   |
| 8,982           | 9,121            | 9,308           | 9,461          | 9,604           | 9,744            | 9,935           | 2,199           | 2,234            | 2,288           | 2,315          | 2,391           | 2,457            | 2,520           | 16,192          | 16,472           | 16,934          | 17,410         | 17,892          | 18,316           | 18,798          | 14   |
| 56              | 76               | 96              | 78             | 84              | 56               | 55              | 16              | 19               | 31              | 20             | 31              | 14               | 19              | 55              | 72               | 90              | 87             | 102             | 68               | 61              | 15   |
| 8,926           | 9,045            | 9,211           | 9,383          | 9,520           | 9,688            | 9,880           | 2,183           | 2,214            | 2,257           | 2,295          | 2,360           | 2,443            | 2,501           | 16,136          | 16,400           | 16,844          | 17,323         | 17,790          | 18,248           | 18,737          | 16   |
| 174             | 194              | 216             | 201            | 212             | 189              | 193             | 95              | 99               | 111             | 102            | 116             | 101              | 108             | 154             | 171              | 190             | 189            | 207             | 177              | 173             | 17   |
| 84,603          | 86,495           | 88,434          | 88,695         | 90,155          | 92,107           | 92,802          | 19,320          | 19,917           | 20,144          | 20,223         | 20,797          | 21,835           | 21,932          | 152,405         | 155,752          | 158,374         | 161,307        | 164,498         | 170,318          | 172,741         | 18   |
| 74,483          | 76,239           | 77,959          | 78,798         | 79,801          | 81,831           | 82,324          | 15,749          | 16,166           | 16,506          | 16,518         | 17,073          | 18,047           | 18,092          | 133,459         | 136,615          | 139,024         | 141,265        | 144,325         | 150,145          | 152,311         | 19   |
| 451             | 459              | 492             | 520            | 512             | 508              | 538             | 206             | 209              | 223             | 236            | 237             | 253              | 266             | 734             | 745              | 794             | 815            | 844             | 868              | 916             | 20   |
| 157             | 161              | 146             | 166            | 153             | 160              | 161             | 3               | 3                | 3               | 3              | 3               | 3                | 3               | 3               | 3                | 3               | 3              | 3               | 3                | 3               | 21   |
| 4,046           | 4,129            | 4,257           | 4,406          | 4,386           | 4,449            | 4,603           | 1,269           | 1,301            | 1,339           | 1,367          | 1,478           | 1,637            | 1,700           | 7,931           | 7,496            | 7,782           | 8,160          | 8,383           | 8,523            | 8,762           | 22   |
| 17,046          | 17,367           | 17,902          | 17,742         | 17,997          | 18,449           | 18,210          | 3,474           | 3,541            | 3,544           | 3,448          | 3,485           | 3,764            | 3,593           | 24,685          | 24,826           | 25,088          | 25,013         | 25,045          | 27,002           | 26,765          | 23   |
| 11,965          | 12,249           | 12,653          | 12,410         | 12,514          | 12,458           | 12,628          | 1,773           | 1,784            | 1,757           | 1,730          | 1,757           | 1,848            | 1,802           | 16,771          | 16,679           | 16,963          | 16,620         | 16,632          | 18,327           | 17,957          | 24   |
| 5,081           | 5,118            | 5,250           | 5,332          | 5,483           | 5,591            | 5,582           | 1,701           | 1,757            | 1,788           | 1,718          | 1,728           | 1,916            | 1,790           | 7,914           | 8,147            | 8,125           | 8,383          | 8,413           | 8,675            | 8,808           | 25   |
| 4,481           | 4,514            | 4,656           | 4,559          | 4,667           | 4,706            | 4,790           | 1,078           | 1,094            | 1,117           | 1,078          | 1,113           | 1,169            | 1,141           | 7,548           | 7,645            | 7,804           | 7,755          | 7,799           | 8,102            | 8,210           | 26   |
| 5,334           | 5,324            | 5,454           | 5,370          | 5,225           | 5,460            | 5,503           | 992             | 1,020            | 1,054           | 1,080          | 1,110           | 1,134            | 1,172           | 10,169          | 10,508           | 10,562          | 10,845         | 11,124          | 11,820           | 11,893          | 27   |
| 6,402           | 6,565            | 6,615           | 6,777          | 6,895           | 7,372            | 7,085           | 2,244           | 2,308            | 2,323           | 2,335          | 2,411           | 2,451            | 2,498           | 12,683          | 12,947           | 13,242          | 13,620         | 14,018          | 13,852           | 13,995          | 28   |
| 11,496          | 11,951           | 12,294          | 13,032         | 12,682          | 12,850           | 13,098          | 1,242           | 1,305            | 1,379           | 1,386          | 1,488           | 1,679            | 1,626           | 16,017          | 16,678           | 16,933          | 18,218         | 17,933          | 18,334           | 19,332          | 29   |
| 25,070          | 25,770           | 26,143          | 26,225         | 27,283          | 27,876           | 28,334          | 5,241           | 5,383            | 5,522           | 5,585          | 5,748           | 5,955            | 6,092           | 54,200          | 55,682           | 56,731          | 56,746         | 59,089          | 60,948           | 62,339          | 30   |
| 10,120          | 10,256           | 10,475          | 9,897          | 10,354          | 10,277           | 10,479          | 3,571           | 3,652            | 3,639           | 3,705          | 3,724           | 3,787            | 3,840           | 18,946          | 19,138           | 19,350          | 20,042         | 20,173          | 20,173           | 20,430          | 31   |
| 1,307           | 1,311            | 1,314           | 1,368          | 1,343           | 1,348            | 1,363           | 771             | 783              | 797             | 818            | 831             | 835              | 839             | 3,383           | 3,376            | 3,411           | 3,556          | 3,573           | 3,614            | 3,575           | 32   |
| 515             | 497              | 491             | 496            | 486             | 477              | 495             | 297             | 302              | 302             | 309            | 311             | 313              | 316             | 504             | 509              | 501             | 500            | 494             | 490              | 493             | 33   |
| 8,298           | 8,448            | 8,670           | 8,032          | 8,525           | 8,452            | 8,620           | 2,504           | 2,566            | 2,540           | 2,578          | 2,582           | 2,639            | 2,685           | 15,060          | 15,253           | 15,439          | 15,985         | 16,106          | 16,069           | 16,363          | 34   |

| Vermont         |                  |                 |                |                 |                  |                 | Midwest         |                  |                 |                |                 |                  |                 | Delaware        |                  |                 |                |                 |                  |                 | Line |
|-----------------|------------------|-----------------|----------------|-----------------|------------------|-----------------|-----------------|------------------|-----------------|----------------|-----------------|------------------|-----------------|-----------------|------------------|-----------------|----------------|-----------------|------------------|-----------------|------|
| 1998            |                  |                 | 1999           |                 |                  |                 | 1998            |                  |                 | 1999           |                 |                  |                 | 1998            |                  |                 | 1999           |                 |                  |                 |      |
| II <sup>r</sup> | III <sup>r</sup> | IV <sup>r</sup> | I <sup>r</sup> | II <sup>r</sup> | III <sup>r</sup> | IV <sup>r</sup> | II <sup>r</sup> | III <sup>r</sup> | IV <sup>r</sup> | I <sup>r</sup> | II <sup>r</sup> | III <sup>r</sup> | IV <sup>r</sup> | II <sup>r</sup> | III <sup>r</sup> | IV <sup>r</sup> | I <sup>r</sup> | II <sup>r</sup> | III <sup>r</sup> | IV <sup>r</sup> |      |
| 14,409          | 14,634           | 14,836          | 14,972         | 15,252          | 15,481           | 15,787          | 1,382,189       | 1,401,211        | 1,412,306       | 1,433,189      | 1,452,432       | 1,476,732        | 1,497,612       | 21,671          | 21,961           | 22,429          | 22,648         | 22,760          | 23,283           | 23,798          | 1    |
| 14,281          | 14,486           | 14,647          | 14,815         | 15,106          | 15,365           | 15,666          | 1,380,429       | 1,399,308        | 1,410,018       | 1,431,642      | 1,450,729       | 1,475,230        | 1,495,797       | 21,568          | 21,842           | 22,272          | 22,571         | 22,682          | 23,211           | 23,710          | 2    |
| 127             | 148              | 190             | 157            | 146             | 117              | 121             | 1,760           | 1,903            | 2,288           | 1,547          | 1,703           | 1,503            | 1,815           | 103             | 119              | 157             | 78             | 78              | 72               | 87              | 3    |
| 9,888           | 10,064           | 10,242          | 10,347         | 10,591          | 10,766           | 11,016          | 1,004,242       | 1,019,366        | 1,027,821       | 1,046,515      | 1,063,034       | 1,085,253        | 1,099,949       | 16,777          | 16,964           | 17,467          | 17,670         | 17,674          | 18,222           | 18,703          | 4    |
| 630             | 638              | 644             | 656            | 670             | 682              | 696             | 60,685          | 61,386           | 61,542          | 63,027         | 63,742          | 64,865           | 65,452          | 1,021           | 1,027            | 1,053           | 1,075          | 1,070           | 1,101            | 1,126           | 5    |
| 95              | 103              | 111             | 101            | 101             | 104              | 97              | -14,191         | -14,333          | -14,139         | -14,656        | -15,109         | -15,206          | -15,281         | -865            | -860             | -909            | -933           | -903            | -973             | -1,023          | 6    |
| 9,352           | 9,529            | 9,709           | 9,792          | 10,022          | 10,188           | 10,417          | 929,367         | 943,648          | 952,140         | 968,832        | 984,183         | 1,005,182        | 1,019,215       | 14,892          | 15,077           | 15,505          | 15,662         | 15,701          | 16,147           | 16,553          | 7    |
| 3,014           | 3,058            | 3,075           | 3,090          | 3,132           | 3,178            | 3,237           | 253,395         | 256,597          | 257,999         | 259,069        | 261,955         | 263,803          | 268,949         | 4,239           | 4,313            | 4,348           | 4,367          | 4,421           | 4,474            | 4,555           | 8    |
| 2,042           | 2,047            | 2,052           | 2,090          | 2,098           | 2,115            | 2,133           | 199,427         | 200,966          | 202,166         | 205,288        | 206,294         | 207,748          | 209,448         | 2,540           | 2,571            | 2,576           | 2,620          | 2,638           | 2,662            | 2,690           | 9    |
| 45              | 47               | 46              | 50             | 45              | 45               | 43              | 4,449           | 4,609            | 4,576           | 4,603          | 4,462           | 4,414            | 4,421           | 65              | 73               | 58              | 53             | 54              | 53               | 55              | 10   |
| 1,997           | 2,000            | 2,006           | 2,041          | 2,054           | 2,070            | 2,089           | 194,978         | 196,357          | 197,590         | 200,685        | 201,832         | 203,334          | 205,028         | 2,475           | 2,498            | 2,518           | 2,566          | 2,584           | 2,608            | 2,635           | 11   |
| 7,739           | 7,886            | 7,994           | 8,102          | 8,315           | 8,493            | 8,700           | 795,457         | 808,689          | 814,595         | 830,689        | 843,083         | 861,525          | 872,585         | 13,811          | 13,974           | 14,392          | 14,635         |                 |                  |                 |      |

Table 7.—Personal Income by Major Source

[Millions of dollars, seasonally]

| Line                                 | Item   | District of Columbia |                  |                 |                |                 |                  |                 | Maryland        |                  |                 |                |                 |                  |                 |
|--------------------------------------|--|----------------------|------------------|-----------------|----------------|-----------------|------------------|-----------------|-----------------|------------------|-----------------|----------------|-----------------|------------------|-----------------|
|                                      |  | 1998                 |                  |                 | 1999           |                 |                  |                 | 1998            |                  |                 | 1999           |                 |                  |                 |
|                                      |  | II <sup>r</sup>      | III <sup>r</sup> | IV <sup>r</sup> | I <sup>r</sup> | II <sup>r</sup> | III <sup>r</sup> | IV <sup>p</sup> | II <sup>r</sup> | III <sup>r</sup> | IV <sup>r</sup> | I <sup>r</sup> | II <sup>r</sup> | III <sup>r</sup> | IV <sup>p</sup> |
| <b>Income by Place of Residence</b>  |  |                      |                  |                 |                |                 |                  |                 |                 |                  |                 |                |                 |                  |                 |
| 1                                    | Personal income (lines 4-11) .....                                     | 18,892               | 19,103           | 19,274          | 19,637         | 19,809          | 19,858           | 20,056          | 155,623         | 158,173          | 160,240         | 162,887        | 164,593         | 167,615          | 170,305         |
| 2                                    | Nonfarm personal income .....  | 18,892               | 19,103           | 19,274          | 19,637         | 19,809          | 19,858           | 20,056          | 155,357         | 157,875          | 159,853         | 162,620        | 164,320         | 167,380          | 170,010         |
| 3                                    | Farm income (line 17) .....  | 0                    | 0                | 0               | 0              | 0               | 0                | 266             | 297             | 387              | 267             | 273            | 235             | 295              |                 |
| <b>Derivation of Personal Income</b> |  |                      |                  |                 |                |                 |                  |                 |                 |                  |                 |                |                 |                  |                 |
| 4                                    | Earnings by place of work (lines 12-16 or 17-34) .....                 | 40,462               | 41,034           | 41,195          | 42,574         | 43,129          | 42,992           | 43,473          | 100,520         | 102,459          | 104,184         | 105,883        | 107,243         | 110,137          | 112,054         |
| 5                                    | Less: Personal contributions for social insurance <sup>2</sup> .....   | 2,021                | 2,056            | 2,061           | 2,145          | 2,169           | 2,150            | 2,169           | 6,059           | 6,157            | 6,238           | 6,377          | 6,439           | 6,602            | 6,692           |
| 6                                    | Plus: Adjustment for residence <sup>3</sup> .....                      | -25,454              | -25,806          | -25,836         | -26,808        | -27,177         | -26,992          | -27,262         | 16,609          | 16,838           | 16,967          | 17,652         | 17,662          | 17,573           | 17,927          |
| 7                                    | Equals: Net earnings by place of residence .....                       | 12,987               | 13,172           | 13,298          | 13,621         | 13,783          | 13,850           | 14,041          | 111,070         | 113,140          | 114,914         | 117,159        | 118,467         | 121,108          | 123,193         |
| 8                                    | Plus: Dividends, interest, and rent <sup>4</sup> .....                 | 3,334                | 3,334            | 3,364           | 3,374          | 3,370           | 3,344            | 3,334           | 28,255          | 28,628           | 28,849          | 28,981         | 29,284          | 29,544           | 29,971          |
| 9                                    | Plus: Transfer payments .....  | 2,571                | 2,598            | 2,613           | 2,642          | 2,656           | 2,664            | 2,681           | 16,298          | 16,404           | 16,478          | 16,474         | 16,842          | 16,764           | 17,140          |
| 10                                   | State unemployment insurance benefits .....                            | 61                   | 66               | 64              | 63             | 66              | 59               | 60              | 336             | 333              | 304             | 294            | 285             | 271              | 294             |
| 11                                   | Transfers excluding State unemployment insurance benefits .....        | 2,510                | 2,531            | 2,548           | 2,579          | 2,590           | 2,621            | 15,962          | 16,071          | 16,173           | 16,453          | 16,557         | 16,693          | 16,846           |                 |
| <b>Earnings by Place of Work</b>     |  |                      |                  |                 |                |                 |                  |                 |                 |                  |                 |                |                 |                  |                 |
| Components of earnings:              |  |                      |                  |                 |                |                 |                  |                 |                 |                  |                 |                |                 |                  |                 |
| 12                                   | Wage and salary disbursements .....                                    | 31,854               | 32,392           | 32,529          | 33,691         | 34,187          | 34,033           | 34,463          | 80,786          | 82,457           | 83,909          | 85,394         | 86,530          | 89,099           | 90,658          |
| 13                                   | Other labor income .....   | 6,361                | 6,372            | 6,365           | 6,549          | 6,566           | 6,539            | 6,552           | 11,099          | 11,231           | 11,265          | 11,513         | 11,559          | 11,797           | 11,965          |
| 14                                   | Proprietors' income <sup>5</sup> .....                                 | 2,247                | 2,270            | 2,301           | 2,334          | 2,376           | 2,419            | 2,457           | 8,635           | 8,771            | 9,009           | 8,977          | 9,154           | 9,242            | 9,432           |
| 15                                   | Farm proprietors' income .....   | 0                    | 0                | 0               | 0              | 0               | 0                | 144             | 175             | 264              | 140             | 143            | 100             | 156              |                 |
| 16                                   | Nonfarm proprietors' income .....                                      | 2,247                | 2,270            | 2,301           | 2,334          | 2,376           | 2,419            | 2,457           | 8,491           | 8,596            | 8,746           | 8,836          | 9,011           | 9,141            | 9,276           |
| <b>Earnings by Industry</b>          |  |                      |                  |                 |                |                 |                  |                 |                 |                  |                 |                |                 |                  |                 |
| 17                                   | Farm earnings .....  | 0                    | 0                | 0               | 0              | 0               | 0                | 266             | 297             | 387              | 267             | 273            | 235             | 295              |                 |
| 18                                   | Nonfarm earnings .....   | 40,462               | 41,034           | 41,195          | 42,574         | 43,129          | 42,992           | 43,473          | 100,254         | 102,161          | 103,797         | 105,617        | 106,970         | 109,902          | 111,759         |
| 19                                   | Private earnings .....   | 22,718               | 23,353           | 23,512          | 24,453         | 25,054          | 24,853           | 25,318          | 76,210          | 77,560           | 79,709          | 80,305         | 82,107          | 84,275           | 85,160          |
| 20                                   | Agricultural services, forestry, fishing, and other <sup>6</sup> ..... | 847                  | 874              | 870             | 933            | 944             | 1,034            | 1,068           | 561             | 579              | 610             | 633            | 639             | 625              | 652             |
| 21                                   | Mining .....   | (D)                  | (D)              | (D)             | (D)            | (D)             | (D)              | (D)             | 90              | 94               | 97              | 93             | 91              | 98               |                 |
| 22                                   | Construction .....   | (D)                  | (D)              | (D)             | (D)            | (D)             | (D)              | (D)             | 6,614           | 6,797            | 7,041           | 7,013          | 7,313           | 7,412            | 7,487           |
| 23                                   | Manufacturing .....  | 978                  | 944              | 929             | 1,023          | 1,000           | 1,006            | 942             | 8,608           | 8,583            | 8,727           | 8,772          | 8,872           | 9,060            | 9,048           |
| 24                                   | Durable goods .....  | 201                  | 169              | 175             | 184            | 195             | 157              | 153             | 4,668           | 4,565            | 4,603           | 4,606          | 4,624           | 4,745            | 4,743           |
| 25                                   | Non-durable goods .....  | 776                  | 774              | 754             | 839            | 805             | 849              | 789             | 3,940           | 4,018            | 4,124           | 4,163          | 4,268           | 4,314            | 4,305           |
| 26                                   | Transportation and public utilities .....                              | 1,131                | 1,136            | 1,179           | 1,372          | 1,475           | 1,439            | 1,467           | 5,818           | 5,923            | 5,979           | 5,979          | 6,029           | 6,178            | 6,253           |
| 27                                   | Wholesale trade .....  | 320                  | 309              | 343             | 431            | 405             | 412              | 428             | 5,420           | 5,547            | 5,641           | 5,769          | 5,876           | 6,081            | 6,230           |
| 28                                   | Retail trade .....   | 877                  | 877              | 880             | 862            | 880             | 902              | 911             | 9,025           | 9,102            | 9,321           | 9,257          | 9,326           | 9,529            | 9,643           |
| 29                                   | Finance, insurance, and real estate .....                              | 2,309                | 2,379            | 2,374           | 2,441          | 2,659           | 2,630            | 2,669           | 8,324           | 8,363            | 8,675           | 8,645          | 9,028           | 9,753            | 9,984           |
| 30                                   | Services .....   | 15,807               | 16,386           | 16,491          | 16,967         | 17,264          | 16,998           | 17,380          | 31,750          | 32,571           | 33,618          | 34,143         | 34,931          | 35,538           | 36,365          |
| 31                                   | Government and government enterprises .....                            | 17,744               | 17,681           | 17,683          | 18,121         | 18,075          | 18,139           | 18,154          | 24,044          | 24,601           | 24,088          | 25,312         | 24,864          | 25,628           | 26,599          |
| 32                                   | Federal, civilian .....  | 14,438               | 14,367           | 14,360          | 14,956         | 14,820          | 14,917           | 14,908          | 10,499          | 10,583           | 10,684          | 11,146         | 11,163          | 11,116           | 11,093          |
| 33                                   | Military .....   | 1,077                | 1,085            | 1,070           | 1,101          | 1,108           | 1,115            | 1,097           | 2,002           | 2,014            | 1,997           | 2,053          | 2,036           | 2,037            | 2,026           |
| 34                                   | State and local .....  | 2,229                | 2,229            | 2,253           | 2,063          | 2,146           | 2,107            | 2,149           | 11,543          | 12,004           | 11,407          | 12,111         | 11,665          | 12,474           | 13,480          |

| Line                                 | Item   | Great Lakes     |                  |                 |                |                 |                  |                 | Illinois        |                  |                 |                |                 |                  |                 |
|--------------------------------------|--|-----------------|------------------|-----------------|----------------|-----------------|------------------|-----------------|-----------------|------------------|-----------------|----------------|-----------------|------------------|-----------------|
|                                      |  | 1998            |                  |                 | 1999           |                 |                  |                 | 1998            |                  |                 | 1999           |                 |                  |                 |
|                                      |  | II <sup>r</sup> | III <sup>r</sup> | IV <sup>r</sup> | I <sup>r</sup> | II <sup>r</sup> | III <sup>r</sup> | IV <sup>p</sup> | II <sup>r</sup> | III <sup>r</sup> | IV <sup>r</sup> | I <sup>r</sup> | II <sup>r</sup> | III <sup>r</sup> | IV <sup>p</sup> |
| <b>Income by Place of Residence</b>  |  |                 |                  |                 |                |                 |                  |                 |                 |                  |                 |                |                 |                  |                 |
| 1                                    | Personal income (lines 4-11) .....                                     | 1,194,441       | 1,208,767        | 1,227,834       | 1,236,617      | 1,251,408       | 1,259,163        | 1,284,126       | 357,234         | 362,423          | 368,811         | 372,914        | 377,431         | 378,850          | 388,209         |
| 2                                    | Nonfarm personal income .....  | 1,191,394       | 1,205,276        | 1,221,556       | 1,233,841      | 1,248,787       | 1,259,313        | 1,279,394       | 356,473         | 361,518          | 366,779         | 372,248        | 377,078         | 379,451          | 386,806         |
| 3                                    | Farm income (line 17) .....  | 3,047           | 3,491            | 6,279           | 2,776          | 2,622           | -150             | 4,732           | 761             | 904              | 2,031           | 666            | 353             | -600             | 1,404           |
| <b>Derivation of Personal Income</b> |  |                 |                  |                 |                |                 |                  |                 |                 |                  |                 |                |                 |                  |                 |
| 4                                    | Earnings by place of work (lines 12-16 or 17-34) .....                 | 858,532         | 868,748          | 887,685         | 893,633        | 905,082         | 908,460          | 927,278         | 260,725         | 264,758          | 270,758         | 274,166        | 277,629         | 277,557          | 284,939         |
| 5                                    | Less: Personal contributions for social insurance <sup>2</sup> .....   | 50,823          | 51,180           | 51,919          | 52,701         | 53,182          | 53,306           | 53,925          | 15,135          | 15,283           | 15,491          | 15,834         | 15,975          | 15,930           | 16,175          |
| 6                                    | Plus: Adjustment for residence <sup>3</sup> .....                      | 3,452           | 3,535            | 3,538           | 3,618          | 3,666           | 3,739            | 3,791           | -945            | -936             | -992            | -1,025         | -1,043          | -896             |                 |
| 7                                    | Equals: Net earnings by place of residence .....                       | 811,161         | 821,103          | 839,304         | 844,550        | 855,565         | 858,893          | 877,144         | 244,645         | 248,538          | 254,275         | 257,307        | 260,610         | 260,641          | 267,726         |
| 8                                    | Plus: Dividends, interest, and rent <sup>4</sup> .....                 | 228,345         | 231,831          | 233,167         | 234,310        | 237,505         | 240,883          | 246,227         | 71,111          | 72,289           | 72,808          | 73,193         | 74,228          | 75,289           | 77,183          |
| 9                                    | Plus: Transfer payments .....  | 154,935         | 155,833          | 155,364         | 157,757        | 158,339         | 159,387          | 160,755         | 41,479          | 41,595           | 41,727          | 42,414         | 42,592          | 42,921           | 43,301          |
| 10                                   | State unemployment insurance benefits .....                            | 3,167           | 3,975            | 3,170           | 3,407          | 3,192           | 3,194            | 3,382           | 1,085           | 1,087            | 1,070           | 1,151          | 1,104           | 1,138            | 1,186           |
| 11                                   | Transfers excluding State unemployment insurance benefits .....        | 151,768         | 151,859          | 152,194         | 154,349        | 155,148         | 156,193          | 157,373         | 40,395          | 40,509           | 40,656          | 41,263         | 41,488          | 41,783           | 42,115          |
| <b>Earnings by Place of Work</b>     |  |                 |                  |                 |                |                 |                  |                 |                 |                  |                 |                |                 |                  |                 |
| Components of earnings:              |  |                 |                  |                 |                |                 |                  |                 |                 |                  |                 |                |                 |                  |                 |
| 12                                   | Wage and salary disbursements .....                                    | 697,073         | 705,995          | 719,928         | 727,449        | 736,701         | 741,507          | 752,949         | 208,219         | 211,431          | 215,401         | 219,180        | 221,919         | 222,224          | 226,489         |
| 13                                   | Other labor income .....   | 85,793          | 85,780           | 86,591          | 87,105         | 87,935          | 88,018           | 88,925          | 24,349          | 24,556           | 24,817          | 25,126         | 25,404          | 25,270           | 25,619          |
| 14                                   | Proprietors' income <sup>5</sup> .....                                 | 75,666          | 76,973           | 81,167          | 79,080         | 80,445          | 78,935           | 85,404          | 28,157          | 28,750           | 30,540          | 29,860         | 30,306          | 30,063           | 32,831          |
| 15                                   | Farm proprietors' income .....   | 894             | 1,292            | 4,041           | 495            | 279             | -2,557           | 2,264           | 374             | 508              | 1,627           | 254            | -71             | -1,036           | 957             |
| 16                                   | Nonfarm proprietors' income .....                                      | 74,772          | 75,680           | 77,126          | 78,585         | 80,165          | 81,493           | 83,140          | 27,783          | 28,263           | 28,913          | 29,606         | 30,376          | 31,099           | 31,874          |
| <b>Earnings by Industry</b>          |  |                 |                  |                 |                |                 |                  |                 |                 |                  |                 |                |                 |                  |                 |
| 17                                   | Farm earnings .....  | 3,047           | 3,491            | 6,279           | 2,776          | 2,622           | -150             | 4,732           | 761             | 904              | 2,031           | 666            | 353             | -600             | 1,404           |
| 18                                   | Nonfarm earnings .....   | 855,485         | 865,257          | 881,407         | 890,857        | 902,460         | 908,609          | 922,546         | 259,963         | 263,854          | 268,727         | 273,500        | 277,276         | 278,157          | 283,536         |
| 19                                   | Private earnings .....   | 737,533         | 746,728          | 762,240         | 769,487        | 779,910         | 786,396          | 799,364         | 225,388         | 228,924          | 233,695         | 237,387        | 240,774         | 241,798          | 246,821         |
| 20                                   | Agricultural services, forestry, fishing, and other <sup>6</sup> ..... | 4,019           | 4,021            | 4,383           | 4,426          | 4,438           | 4,478            | 4,709           | 1,227           | 1,228            | 1,376           | 1,372          | 1,369           | 1,440            |                 |
| 21                                   | Mining .....   | 2,597           | 2,678            | 2,643           | 2,536          | 2,506           | 2,592            | 2,576           | 695             | 759              | 717             | 679            | 689             | 719              |                 |
| 22                                   | Construction .....   | 48,615          | 49,201           | 50,513          | 51,935         | 52,568          | 52,063           | 52,911          | 13,749          | 14,215           | 14,672          | 15,203         | 15,303          | 15,068           | 15,248          |
| 23                                   | Manufacturing .....  | 219,000         | 219,379          | 222,072         | 222,550        | 224,439         | 226,318          | 229,086         | 49,406          | 48,997           | 48,956          | 48,948         | 50,003          | 49,247           | 50,659          |
| 24                                   | Durable goods .....  | 151,929         | 151,529          | 153,522         | 153,710        | 155,377         | 157,137          | 158,604         | 29,767          | 29,599           | 29,504          | 29,568         | 30,292          | 29,613           | 30,562          |
| 25                                   | Non-durable goods .....  | 67,171          | 67,850           | 68,550          | 68,840         | 69,062          | 69,181           | 70,482          | 19,279          | 19,398           | 19,452          | 19,381         | 19,711          | 19,634           | 20,097          |
| 26                                   | Transportation and public utilities .....                              | 52,616          | 53,419           | 54,525          | 53,792         | 53,641          | 53,790           | 54,242          | 19,501          | 19,817           | 20,197          | 20,072         | 19,972          | 19,783           | 19,995          |
| 27                                   | Wholesale trade .....  | 55,474          | 56,312           | 57,501          | 58,065         | 58,906          | 59,708           | 61,160          | 18,435          | 18,725           | 19,115          | 19,446         | 19,780          | 20,103           | 20,571          |
| 28                                   | Retail trade .....   |                 |                  |                 |                |                 |                  |                 |                 |                  |                 |                |                 |                  |                 |

and Earnings by Industry<sup>1</sup>, 1998:II-1999:IV—Continued

adjusted at annual rates]

| New Jersey      |                  |                 |                |                 |                  |                 | New York        |                  |                 |                |                 |                  |                 | Pennsylvania    |                  |                 |                |                 |                  |                 | Line |
|-----------------|------------------|-----------------|----------------|-----------------|------------------|-----------------|-----------------|------------------|-----------------|----------------|-----------------|------------------|-----------------|-----------------|------------------|-----------------|----------------|-----------------|------------------|-----------------|------|
| 1998            |                  |                 | 1999           |                 |                  |                 | 1998            |                  |                 | 1999           |                 |                  |                 | 1998            |                  |                 | 1999           |                 |                  |                 |      |
| II <sup>r</sup> | III <sup>r</sup> | IV <sup>r</sup> | I <sup>r</sup> | II <sup>r</sup> | III <sup>r</sup> | IV <sup>r</sup> | II <sup>r</sup> | III <sup>r</sup> | IV <sup>r</sup> | I <sup>r</sup> | II <sup>r</sup> | III <sup>r</sup> | IV <sup>r</sup> | II <sup>r</sup> | III <sup>r</sup> | IV <sup>r</sup> | I <sup>r</sup> | II <sup>r</sup> | III <sup>r</sup> | IV <sup>r</sup> |      |
| 276.110         | 281.579          | 283.354         | 287.484        | 291.224         | 295.605          | 301.782         | 582.400         | 588.884          | 591.100         | 602.970        | 611.914         | 624.783          | 631.171         | 327.493         | 331.511          | 335.909         | 337.562        | 342.132         | 345.588          | 350.500         | 1    |
| 275.875         | 281.326          | 283.074         | 287.254        | 290.991         | 295.371          | 301.538         | 581.888         | 588.342          | 590.455         | 602.476        | 611.339         | 624.283          | 630.547         | 326.849         | 330.819          | 335.089         | 337.084        | 341.588         | 345.126          | 349.935         | 2    |
| 235             | 252              | 280             | 230            | 234             | 234              | 244             | 512             | 542              | 645             | 494            | 574             | 500              | 624             | 644             | 692              | 820             | 479            | 544             | 462              | 565             | 3    |
| 188.299         | 193.270          | 194.607         | 197.550        | 200.098         | 203.869          | 208.236         | 433.333         | 437.681          | 438.243         | 450.036        | 458.209         | 470.790          | 474.931         | 224.850         | 227.958          | 232.124         | 232.803        | 236.681         | 239.242          | 242.553         | 4    |
| 11.688          | 11.989           | 12.008          | 12.234         | 12.322          | 12.489           | 12.699          | 26.024          | 26.160           | 26.001          | 26.901         | 27.261          | 27.944           | 28.051          | 13.872          | 13.997           | 14.162          | 14.294         | 14.481          | 14.579           | 14.715          | 5    |
| 17.410          | 17.275           | 17.208          | 17.865         | 18.273          | 18.974           | 18.943          | -23.378         | -23.365          | -23.117         | -24.081        | -24.579         | -25.560          | -25.631         | 1.487           | 1.586            | 1.549           | 1.647          | 1.615           | 1.773            | 1.860           | 6    |
| 194.022         | 198.557          | 199.807         | 203.181        | 206.049         | 210.354          | 214.480         | 383.931         | 388.156          | 389.125         | 399.054        | 406.368         | 417.286          | 421.249         | 212.465         | 215.546          | 219.491         | 220.156        | 223.815         | 226.436          | 229.699         | 7    |
| 50.775          | 51.637           | 52.047          | 52.315         | 53.015          | 52.894           | 54.701          | 105.012         | 106.243          | 107.069         | 108.224        | 109.450         | 111.080          | 111.080         | 61.780          | 62.441           | 62.710          | 62.963         | 63.640          | 64.098           | 65.308          | 8    |
| 31.314          | 31.385           | 31.499          | 31.888         | 32.160          | 32.357           | 32.602          | 93.457          | 94.485           | 95.293          | 96.847         | 97.321          | 98.047           | 98.842          | 53.247          | 53.524           | 53.708          | 54.444         | 54.677          | 55.055           | 55.493          | 9    |
| 1.064           | 1.057            | 1.065           | 1.097          | 1.099           | 1.074            | 1.069           | 1.503           | 1.588            | 1.631           | 1.663          | 1.574           | 1.561            | 1.523           | 1.420           | 1.492            | 1.454           | 1.432          | 1.385           | 1.395            | 1.419           | 10   |
| 30.250          | 30.328           | 30.434          | 30.891         | 31.061          | 31.283           | 31.533          | 91.955          | 92.897           | 93.662          | 95.184         | 95.747          | 96.486           | 97.319          | 51.827          | 52.032           | 52.254          | 53.011         | 53.292          | 53.660           | 54.074          | 11   |
| 150.082         | 154.652          | 155.595         | 157.815        | 159.513         | 162.356          | 165.713         | 342.883         | 346.601          | 346.278         | 356.646        | 362.700         | 373.342          | 376.198         | 176.041         | 178.613          | 181.892         | 182.509        | 185.542         | 187.592          | 190.050         | 12   |
| 16.096          | 16.096           | 15.904          | 16.039         | 16.156          | 16.321           | 16.571          | 35.070          | 35.174           | 35.043          | 35.803         | 36.261          | 37.048           | 37.159          | 21.702          | 21.888           | 22.139          | 22.080         | 22.373          | 22.499           | 22.704          | 13   |
| 22.121          | 22.522           | 23.108          | 23.696         | 24.428          | 25.192           | 25.951          | 55.380          | 55.906           | 56.922          | 57.587         | 59.248          | 60.400           | 61.574          | 27.108          | 27.457           | 28.093          | 28.214         | 28.765          | 29.151           | 29.799          | 14   |
| 63              | 81               | 107             | 51             | 48              | 40               | 44              | 108             | 135              | 235             | 77             | 147             | 61               | 174             | 202             | 249              | 374             | 24             | 77              | -18              | 72              | 15   |
| 22.058          | 22.442           | 23.001          | 23.645         | 24.380          | 25.151           | 25.908          | 55.272          | 55.770           | 56.687          | 57.511         | 59.102          | 60.339           | 61.400          | 26.906          | 27.208           | 27.719          | 28.190         | 28.689          | 29.169           | 29.727          | 16   |
| 235             | 252              | 280             | 230            | 234             | 234              | 244             | 512             | 542              | 645             | 494            | 574             | 500              | 624             | 644             | 692              | 820             | 479            | 544             | 462              | 565             | 17   |
| 188.064         | 193.018          | 194.327         | 197.320        | 199.864         | 203.636          | 207.992         | 432.821         | 437.139          | 437.598         | 449.542        | 457.635         | 470.291          | 474.307         | 224.207         | 227.266          | 231.305         | 232.324        | 236.137         | 238.780          | 241.988         | 18   |
| 161.138         | 166.169          | 168.029         | 170.485        | 172.877         | 175.548          | 179.321         | 370.561         | 374.234          | 373.995         | 384.664        | 392.043         | 403.977          | 407.790         | 194.305         | 197.150          | 200.812         | 202.348        | 205.857         | 207.668          | 210.541         | 19   |
| 807             | 805              | 849             | 905            | 862             | 838              | 880             | 1,828           | 1,848            | 1,930           | 1,997          | 1,979           | 2,007            | 2,088           | 1,069           | 1,082            | 1,137           | 1,161          | 1,177           | 1,193            | 1,252           | 20   |
| 226             | 230              | 234             | 239            | 226             | 229              | 229             | 421             | 415              | 414             | 409            | 413             | 430              | 417             | 1,582           | 1,621            | 1,598           | 1,547          | 1,627           | 1,600            | 1,600           | 21   |
| 8.237           | 8.417            | 8.449           | 8.860          | 9.138           | 9.468            | 9.708           | 15.513          | 15.718           | 16.102          | 16.658         | 17.154          | 17.446           | 17.914          | 12.429          | 12.676           | 13.097          | 13.595         | 13.924          | 14.156           | 14.470          | 22   |
| 28.601          | 29.292           | 29.404          | 29.336         | 29.632          | 29.402           | 29.959          | 50.555          | 50.150           | 50.181          | 50.234         | 50.387          | 51.422           | 51.335          | 46.644          | 47.140           | 47.168          | 47.281         | 47.896          | 47.429           | 48.077          | 23   |
| 9.819           | 10.097           | 10.030          | 10.040         | 10.274          | 10.310           | 10.471          | 26.734          | 26.272           | 26.353          | 26.381         | 26.308          | 27.207           | 26.993          | 26.246          | 26.430           | 26.270          | 26.375         | 26.565          | 26.376           | 26.648          | 24   |
| 18.782          | 19.195           | 19.374          | 19.296         | 19.358          | 19.092           | 19.488          | 23.821          | 23.878           | 23.828          | 23.853         | 24.079          | 24.215           | 24.342          | 20.398          | 20.711           | 20.898          | 20.907         | 21.331          | 21.053           | 21.429          | 25   |
| 16.206          | 16.385           | 16.622          | 16.461         | 16.392          | 16.552           | 16.751          | 26.088          | 25.698           | 26.180          | 25.897         | 26.161          | 26.979           | 26.846          | 15.311          | 15.551           | 15.982          | 15.601         | 15.851          | 15.931           | 16.007          | 26   |
| 16.472          | 17.015           | 17.283          | 17.708         | 17.756          | 17.931           | 18.361          | 23.919          | 24.421           | 24.411          | 24.899         | 25.210          | 26.002           | 26.649          | 12.504          | 12.758           | 12.936          | 13.224         | 13.306          | 13.541           | 13.876          | 27   |
| 14.232          | 14.525           | 14.516          | 14.617         | 14.797          | 15.040           | 15.278          | 27.378          | 28.077           | 28.440          | 29.106         | 29.711          | 30.075           | 30.469          | 19.589          | 19.827           | 20.117          | 20.169         | 20.607          | 20.620           | 20.735          | 28   |
| 17.431          | 18.656           | 19.087          | 19.412         | 20.103          | 20.259           | 20.687          | 91.555          | 92.003           | 87.540          | 93.793         | 97.142          | 101.580          | 100.389         | 17.954          | 18.189           | 18.998          | 18.799         | 19.468          | 19.684           | 19.979          | 29   |
| 58.925          | 60.665           | 61.583          | 62.948         | 63.970          | 65.830           | 67.468          | 133.304         | 135.904          | 138.796         | 141.670        | 143.886         | 148.036          | 151.684         | 67.221          | 68.307           | 69.765          | 70.920         | 72.082          | 73.486           | 74.540          | 30   |
| 26.826          | 26.829           | 26.593          | 26.835         | 26.978          | 28.087           | 28.671          | 62.260          | 62.905           | 63.604          | 64.786         | 65.591          | 66.313           | 66.517          | 29.902          | 30.115           | 30.492          | 29.976         | 30.280          | 31.112           | 31.446          | 31   |
| 4.210           | 4.234            | 4.256           | 4.423          | 4.388           | 4.386            | 4.358           | 8.333           | 8.386            | 8.433           | 8.829          | 8.834           | 8.713            | 8.688           | 6.505           | 6.483            | 6.482           | 6.718          | 6.755           | 6.641            | 6.597           | 32   |
| 755             | 775              | 772             | 780            | 779             | 779              | 774             | 1,347           | 1,342            | 1,340           | 1,354          | 1,322           | 1,354            | 1,327           | 782             | 785              | 783             | 801            | 790             | 786              | 793             | 33   |
| 21.961          | 21.819           | 21.270          | 21.632         | 21.819          | 22.922           | 23.538          | 52.580          | 53.177           | 53.831          | 54.694         | 55.436          | 56.246           | 56.502          | 22.616          | 22.848           | 23.217          | 22.457         | 22.734          | 23.684           | 24.057          | 34   |
| Indiana         |                  |                 |                |                 |                  |                 | Michigan        |                  |                 |                |                 |                  |                 | Ohio            |                  |                 |                |                 |                  |                 | Line |
| 1998            |                  |                 | 1999           |                 |                  |                 | 1998            |                  |                 | 1999           |                 |                  |                 | 1998            |                  |                 | 1999           |                 |                  |                 |      |
| II <sup>r</sup> | III <sup>r</sup> | IV <sup>r</sup> | I <sup>r</sup> | II <sup>r</sup> | III <sup>r</sup> | IV <sup>r</sup> | II <sup>r</sup> | III <sup>r</sup> | IV <sup>r</sup> | I <sup>r</sup> | II <sup>r</sup> | III <sup>r</sup> | IV <sup>r</sup> | II <sup>r</sup> | III <sup>r</sup> | IV <sup>r</sup> | I <sup>r</sup> | II <sup>r</sup> | III <sup>r</sup> | IV <sup>r</sup> |      |
| 147.351         | 149.723          | 152.190         | 152.696        | 153.690         | 155.300          | 158.828         | 263.083         | 263.927          | 267.843         | 270.157        | 273.907         | 275.118          | 279.390         | 290.708         | 294.306          | 298.623         | 299.982        | 303.185         | 305.721          | 310.498         | 1    |
| 147.031         | 149.305          | 151.206         | 152.500        | 153.514         | 155.567          | 158.087         | 262.743         | 263.475          | 267.073         | 269.576        | 273.196         | 274.824          | 278.617         | 289.839         | 293.372          | 297.210         | 299.338        | 302.487         | 305.306          | 309.410         | 2    |
| 320             | 417              | 985             | 196            | 175             | -536             | 741             | 340             | 452              | 770             | 581            | 711             | 294              | 773             | 869             | 934              | 1,414           | 645            | 699             | 415              | 1,088           | 3    |
| 104.957         | 106.726          | 109.028         | 109.155        | 109.640         | 110.533          | 113.488         | 191.511         | 191.277          | 195.772         | 197.440        | 200.615         | 200.872          | 203.966         | 206.332         | 209.078          | 213.391         | 213.998        | 216.439         | 218.069          | 221.583         | 4    |
| 6.587           | 6.665            | 6.744           | 6.832          | 6.836           | 6.913            | 6.992           | 11.673          | 11.605           | 11.818          | 11.986         | 12.127          | 12.113           | 12.226          | 11.565          | 11.671           | 11.841          | 11.969         | 12.065          | 12.127           | 12.244          | 5    |
| 2.786           | 2.831            | 2.875           | 2.943          | 2.997           | 2.992            | 3.055           | 890             | 929              | 940             | 926            | 929             | 956              | 972             | -1,704          | -1,733           | -1,789          | -1,784         | -1,807          | -1,819           | -1,837          | 6    |
| 101.157         | 102.892          | 105.159         | 105.265        | 105.800         | 106.612          | 109.551         | 180.729         | 180.802          | 184.893         | 186.380        | 189.417         | 189.715          | 192.711         | 193.063         | 195.673          | 199.760         | 200.246        | 202.567         | 204.122          | 207.502         | 7    |
| 26.900          | 27.297           | 27.453          | 27.591         | 27.972          | 28.385           | 29.106          | 47.396          | 48.148           | 48.374          | 48.603         | 49.260          | 49.971           | 50.914          | 55.555          | 56.299           | 56.616          | 56.863         | 57.537          | 58.228           | 59.277          | 8    |
| 19.294          | 19.534           | 19.579          | 19.840         | 19.917          | 20.033           | 20.171          | 34.959          | 35.178           | 34.575          | 35.174         | 35.230          | 35.431           | 35.764          | 42.090          | 42.334           | 42.246          | 42.874         | 43.081          | 43.371           | 43.719          | 9    |
| 246             | 321              | 235             | 254            | 242             | 240              | 246             | 791             | 1,316            | 833             | 924            | 793             | 748              | 804             | 602             | 780              | 578             | 627            | 620             | 629              | 660             | 10   |
| 19.048          | 19.213           | 19.344          | 19.586         | 19.676          | 19.793           | 19.925          | 34.168          | 33.861           | 33.743          | 34.250         | 34.437          | 34.683           | 34.960          | 41.488          | 41.553           | 41.678          | 42.247         | 42.461          | 42.742           | 43.059          | 11   |
| 85.639          | 87.167           | 88.675          | 89.422         | 89.796          | 91.183           | 92.576          | 156.945         | 156.937          | 160.664         | 162.206        | 164.689         | 165.194          | 167.373         | 168.458         | 170.959          | 174.352         | 175.431        | 177.472         | 179.135          | 181.543         | 12   |
| 10.676          | 10.741           | 10.823          | 10.881         | 10.879          | 10.978           | 11.105          | 20.210          | 19.797           | 19.969          | 20.071         | 20.278          | 20.297           | 20.454          | 20.730          | 20.934           | 21.008          | 21.183         | 21.205          | 21.387           | 21.383          | 13   |
| 8.642           | 8.818            | 8.930           | 8.851          | 8.964           | 8.372            | 9.806           |                 |                  |                 |                |                 |                  |                 |                 |                  |                 |                |                 |                  |                 |      |

**Table 7.—Personal Income by Major Source**  
[Millions of dollars, seasonally]

| Line                                 | Item   | Wisconsin       |                  |                 |                |                 |                  |                 | Plains          |                  |                 |                |                 |                  |                 |
|--------------------------------------|--|-----------------|------------------|-----------------|----------------|-----------------|------------------|-----------------|-----------------|------------------|-----------------|----------------|-----------------|------------------|-----------------|
|                                      |  | 1998            |                  |                 | 1999           |                 |                  |                 | 1998            |                  |                 | 1999           |                 |                  |                 |
|                                      |  | II <sup>r</sup> | III <sup>r</sup> | IV <sup>r</sup> | I <sup>r</sup> | II <sup>r</sup> | III <sup>r</sup> | IV <sup>p</sup> | II <sup>r</sup> | III <sup>r</sup> | IV <sup>r</sup> | I <sup>r</sup> | II <sup>r</sup> | III <sup>r</sup> | IV <sup>p</sup> |
| <b>Income by Place of Residence</b>  |  |                 |                  |                 |                |                 |                  |                 |                 |                  |                 |                |                 |                  |                 |
| 1                                    | Personal income (lines 4-11) .....                                     | 136,065         | 138,388          | 140,368         | 140,868        | 143,196         | 144,443          | 147,200         | 483,190         | 490,338          | 502,503         | 502,041        | 509,342         | 511,482          | 528,980         |
| 2                                    | Nonfarm personal income .....  | 135,308         | 137,605          | 139,288         | 140,178        | 142,512         | 144,165          | 146,474         | 477,750         | 484,227          | 490,180         | 496,572        | 503,506         | 508,942          | 518,631         |
| 3                                    | Farm income (line 17) .....  | 757             | 783              | 1,080           | 689            | 684             | 278              | 726             | 5,440           | 6,111            | 12,323          | 5,469          | 5,836           | 2,539            | 10,348          |
| <b>Derivation of Personal Income</b> |  |                 |                  |                 |                |                 |                  |                 |                 |                  |                 |                |                 |                  |                 |
| 4                                    | Earnings by place of work (lines 12-16 or 17-34) .....                 | 95,006          | 96,909           | 98,737          | 98,874         | 100,759         | 101,429          | 103,302         | 346,064         | 351,795          | 363,461         | 361,966        | 367,867         | 368,093          | 381,851         |
| 5                                    | Less: Personal contributions for social insurance <sup>2</sup> .....   | 5,863           | 5,956            | 6,024           | 6,080          | 6,179           | 6,223            | 6,288           | 21,829          | 22,054           | 22,294          | 22,736         | 23,009          | 23,132           | 23,412          |
| 6                                    | Plus: Adjustment for residence <sup>3</sup> .....                      | 2,425           | 2,444            | 2,504           | 2,558          | 2,590           | 2,597            | 2,640           | -3,813          | -3,878           | -3,928          | -3,988         | -4,046          | -4,086           | -4,133          |
| 7                                    | Equals: Net earnings by place of residence .....                       | 91,568          | 93,307           | 95,216          | 95,352         | 97,170          | 97,803           | 99,654          | 320,423         | 325,663          | 337,239         | 335,243        | 340,812         | 340,875          | 354,307         |
| 8                                    | Plus: Dividends, interest, and rent <sup>4</sup> .....                 | 27,384          | 27,799           | 27,915          | 28,061         | 28,508          | 29,010           | 29,747          | 98,927          | 100,187          | 100,593         | 101,080        | 102,488         | 104,021          | 107,507         |
| 9                                    | Plus: Transfer payments .....  | 17,113          | 17,193           | 17,236          | 17,455         | 17,518          | 17,631           | 17,800          | 63,841          | 64,288           | 64,671          | 65,718         | 66,043          | 66,586           | 67,166          |
| 10                                   | State unemployment insurance benefits .....                            | 444             | 471              | 454             | 452            | 433             | 438              | 487             | 965             | 1,010            | 1,020           | 1,066          | 1,020           | 1,077            | 1,109           |
| 11                                   | Transfers excluding State unemployment insurance benefits .....        | 16,670          | 16,722           | 16,782          | 17,003         | 17,085          | 17,192           | 17,313          | 62,876          | 63,278           | 63,651          | 64,652         | 65,023          | 65,509           | 66,056          |
| <b>Earnings by Place of Work</b>     |  |                 |                  |                 |                |                 |                  |                 |                 |                  |                 |                |                 |                  |                 |
| Components of earnings:              |  |                 |                  |                 |                |                 |                  |                 |                 |                  |                 |                |                 |                  |                 |
| 12                                   | Wage and salary disbursements .....                                    | 77,813          | 79,501           | 80,835          | 81,209         | 82,825          | 83,770           | 84,968          | 276,437         | 280,900          | 285,426         | 289,788        | 294,305         | 297,088          | 301,824         |
| 13                                   | Other labor income .....   | 9,828           | 9,949            | 10,047          | 10,019         | 10,191          | 10,268           | 10,360          | 33,263          | 33,503           | 33,791          | 34,102         | 34,489          | 34,648           | 35,098          |
| 14                                   | Proprietors' income <sup>5</sup> .....                                 | 7,366           | 7,460            | 7,584           | 7,646          | 7,743           | 7,791            | 7,974           | 36,365          | 37,393           | 44,244          | 38,077         | 39,074          | 36,356           | 44,930          |
| 15                                   | Farm proprietors' income .....   | 147             | 164              | 452             | 50             | 27              | -396             | 35              | 3,416           | 4,019            | 10,176          | 3,264          | 3,552           | 171              | 7,903           |
| 16                                   | Nonfarm proprietors' income .....                                      | 7,219           | 7,295            | 7,402           | 7,597          | 7,715           | 7,787            | 7,939           | 32,949          | 33,374           | 34,068          | 34,813         | 35,522          | 36,185           | 37,027          |
| <b>Earnings by Industry</b>          |  |                 |                  |                 |                |                 |                  |                 |                 |                  |                 |                |                 |                  |                 |
| 17                                   | Farm earnings .....  | 757             | 783              | 1,080           | 689            | 684             | 278              | 726             | 5,440           | 6,111            | 12,323          | 5,469          | 5,836           | 2,539            | 10,348          |
| 18                                   | Nonfarm earnings .....   | 94,249          | 96,126           | 97,657          | 98,185         | 100,075         | 101,151          | 102,576         | 340,624         | 345,684          | 351,138         | 356,497        | 362,032         | 365,554          | 371,503         |
| 19                                   | Private earnings .....   | 80,463          | 82,220           | 83,539          | 84,116         | 85,853          | 86,599           | 87,964          | 287,239         | 291,771          | 296,592         | 301,482        | 306,381         | 309,417          | 314,538         |
| 20                                   | Agricultural services, forestry, fishing, and other <sup>6</sup> ..... | 526             | 530              | 566             | 590            | 594             | 611              | 640             | (D)             | (D)              | (D)             | (D)            | (D)             | (D)              | (D)             |
| 21                                   | Mining .....   | 144             | 145              | 147             | 137            | 136             | 142              | 138             | (D)             | (D)              | (D)             | (D)            | (D)             | (D)              | (D)             |
| 22                                   | Construction .....   | 5,956           | 6,040            | 6,096           | 6,541          | 6,578           | 6,402            | 6,537           | 21,184          | 21,570           | 22,179          | 23,030         | 23,445          | 23,711           | 24,374          |
| 23                                   | Manufacturing .....  | 25,822          | 26,350           | 26,439          | 25,929         | 26,641          | 26,918           | 27,124          | 64,775          | 65,242           | 64,742          | 64,922         | 65,673          | 65,716           | 66,212          |
| 24                                   | Durable goods .....  | 16,259          | 16,507           | 16,492          | 16,115         | 16,578          | 16,577           | 16,537          | 39,010          | 39,104           | 38,767          | 38,408         | 38,966          | 39,201           | 39,767          |
| 25                                   | Non-durable goods .....  | 9,564           | 9,843            | 9,947           | 9,814          | 10,063          | 10,341           | 10,586          | 25,765          | 26,138           | 25,975          | 26,513         | 26,707          | 26,515           | 26,445          |
| 26                                   | Transportation and public utilities .....                              | 5,571           | 5,638            | 5,718           | 5,699          | 5,783           | 5,833            | 5,878           | 26,191          | 26,403           | 26,966          | 27,652         | 27,583          | 27,730           | 28,052          |
| 27                                   | Wholesale trade .....  | 5,708           | 5,909            | 5,982           | 6,031          | 6,075           | 6,187            | 6,323           | 24,805          | 25,239           | 25,567          | 25,905         | 26,240          | 26,818           | 27,088          |
| 28                                   | Retail trade .....   | 8,376           | 8,442            | 8,543           | 8,743          | 8,794           | 8,917            | 9,024           | 31,978          | 32,670           | 33,015          | 34,112         | 34,335          | 34,295           | 34,687          |
| 29                                   | Finance, insurance, and real estate .....                              | 6,418           | 6,552            | 7,081           | 6,916          | 7,135           | 7,007            | 7,143           | 26,750          | 27,117           | 28,675          | 28,775         | 29,921          | 30,376           | 30,875          |
| 30                                   | Services .....   | 21,943          | 22,613           | 22,966          | 23,531         | 24,117          | 24,583           | 25,156          | 87,816          | 89,788           | 91,594          | 93,261         | 95,356          | 96,874           | 99,220          |
| 31                                   | Government and government enterprises .....                            | 13,786          | 13,906           | 14,119          | 14,069         | 14,223          | 14,552           | 14,612          | 53,385          | 53,913           | 54,545          | 55,015         | 55,651          | 56,137           | 56,965          |
| 32                                   | Federal, civilian .....  | 1,627           | 1,644            | 1,688           | 1,762          | 1,763           | 1,745            | 1,746           | 9,746           | 9,842            | 9,961           | 10,293         | 10,226          | 10,257           | 10,344          |
| 33                                   | Military .....   | 284             | 282              | 278             | 286            | 283             | 282              | 281             | 3,575           | 3,578            | 3,535           | 3,606          | 3,580           | 3,579            | 3,713           |
| 34                                   | State and local .....  | 11,875          | 11,980           | 12,152          | 12,021         | 12,177          | 12,525           | 12,585          | 40,064          | 40,494           | 41,050          | 41,116         | 41,845          | 42,301           | 42,908          |

| Line                                 | Item   | Missouri        |                  |                 |                |                 |                  |                 | Nebraska        |                  |                 |                |                 |                  |                 |
|--------------------------------------|--|-----------------|------------------|-----------------|----------------|-----------------|------------------|-----------------|-----------------|------------------|-----------------|----------------|-----------------|------------------|-----------------|
|                                      |  | 1998            |                  |                 | 1999           |                 |                  |                 | 1998            |                  |                 | 1999           |                 |                  |                 |
|                                      |  | II <sup>r</sup> | III <sup>r</sup> | IV <sup>r</sup> | I <sup>r</sup> | II <sup>r</sup> | III <sup>r</sup> | IV <sup>p</sup> | II <sup>r</sup> | III <sup>r</sup> | IV <sup>r</sup> | I <sup>r</sup> | II <sup>r</sup> | III <sup>r</sup> | IV <sup>p</sup> |
| <b>Income by Place of Residence</b>  |  |                 |                  |                 |                |                 |                  |                 |                 |                  |                 |                |                 |                  |                 |
| 1                                    | Personal income (lines 4-11) .....                                     | 135,741         | 137,644          | 139,338         | 140,922        | 142,464         | 143,307          | 146,104         | 424,799         | 433,319          | 444,624         | 444,458        | 452,779         | 453,335          | 477,770         |
| 2                                    | Nonfarm personal income .....  | 135,536         | 137,276          | 138,415         | 140,582        | 142,187         | 143,479          | 145,613         | 413,302         | 422,002          | 432,624         | 432,102        | 437,744         | 442,723          | 451,135         |
| 3                                    | Farm income (line 17) .....  | 205             | 368              | 923             | 340            | 277             | -173             | 491             | 1,177           | 1,317            | 2,300           | 1,356          | 1,535           | 1,061            | 2,635           |
| <b>Derivation of Personal Income</b> |  |                 |                  |                 |                |                 |                  |                 |                 |                  |                 |                |                 |                  |                 |
| 4                                    | Earnings by place of work (lines 12-16 or 17-34) .....                 | 98,299          | 100,053          | 101,561         | 102,929        | 104,188         | 104,625          | 106,779         | 306,648         | 313,339          | 325,556         | 32,326         | 33,020          | 32,915           | 34,886          |
| 5                                    | Less: Personal contributions for social insurance <sup>2</sup> .....   | 5,995           | 6,068            | 6,090           | 6,235          | 6,291           | 6,312            | 6,371           | 1,911           | 1,939            | 1,944           | 1,999          | 2,025           | 2,039            | 2,054           |
| 6                                    | Plus: Adjustment for residence <sup>3</sup> .....                      | -3,560          | -3,633           | -3,634          | -3,736         | -3,770          | -3,771           | -3,733          | -594            | -608             | -629            | -629           | -641            | -648             | -656            |
| 7                                    | Equals: Net earnings by place of residence .....                       | 88,744          | 90,353           | 91,837          | 92,957         | 94,127          | 94,542           | 96,674          | 281,444         | 287,922          | 300,055         | 29,998         | 30,350          | 30,228           | 32,175          |
| 8                                    | Plus: Dividends, interest, and rent <sup>4</sup> .....                 | 26,813          | 27,022           | 27,141          | 27,253         | 27,506          | 27,748           | 28,205          | 8,876           | 8,994            | 9,019           | 9,062          | 9,186           | 9,322            | 9,758           |
| 9                                    | Plus: Transfer payments .....  | 20,183          | 20,269           | 20,361          | 20,712         | 20,831          | 21,017           | 21,225          | 5,459           | 5,543            | 5,600           | 5,698          | 5,739           | 5,785            | 5,837           |
| 10                                   | State unemployment insurance benefits .....                            | 286             | 291              | 288             | 287            | 275             | 290              | 305             | 44              | 48               | 43              | 45             | 49              | 48               | 47              |
| 11                                   | Transfers excluding State unemployment insurance benefits .....        | 19,897          | 19,978           | 20,072          | 20,425         | 20,556          | 20,727           | 20,920          | 5,415           | 5,495            | 5,556           | 5,654          | 5,690           | 5,737            | 5,790           |
| <b>Earnings by Place of Work</b>     |  |                 |                  |                 |                |                 |                  |                 |                 |                  |                 |                |                 |                  |                 |
| Components of earnings:              |  |                 |                  |                 |                |                 |                  |                 |                 |                  |                 |                |                 |                  |                 |
| 12                                   | Wage and salary disbursements .....                                    | 79,028          | 80,424           | 81,126          | 82,681         | 83,712          | 84,346           | 85,465          | 235,551         | 240,031          | 24,209          | 24,790         | 25,202          | 25,478           | 25,765          |
| 13                                   | Other labor income .....   | 9,922           | 9,998            | 10,011          | 10,167         | 10,228          | 10,264           | 10,410          | 2,861           | 2,897            | 2,898           | 2,943          | 2,980           | 2,994            | 3,011           |
| 14                                   | Proprietors' income <sup>5</sup> .....                                 | 9,350           | 9,631            | 10,423          | 10,081         | 10,247          | 10,015           | 10,904          | 4,236           | 4,411            | 5,499           | 4,934          | 4,838           | 4,443            | 6,109           |
| 15                                   | Farm proprietors' income .....   | -69             | 82               | 628             | 39             | -33             | -491             | 164             | 853             | 979              | 1,951           | 997            | 1,161           | 672              | 2,231           |
| 16                                   | Nonfarm proprietors' income .....                                      | 9,419           | 9,548            | 9,795           | 10,042         | 10,280          | 10,506           | 10,740          | 3,384           | 3,433            | 3,498           | 3,597          | 3,677           | 3,771            | 3,879           |
| <b>Earnings by Industry</b>          |  |                 |                  |                 |                |                 |                  |                 |                 |                  |                 |                |                 |                  |                 |
| 17                                   | Farm earnings .....  | 205             | 368              | 923             | 340            | 277             | -173             | 491             | 1,177           | 1,317            | 2,300           | 1,356          | 1,535           | 1,061            | 2,635           |
| 18                                   | Nonfarm earnings .....   | 98,094          | 99,685           | 100,637         | 102,588        | 103,911         | 104,797          | 106,288         | 294,711         | 301,022          | 303,256         | 30,970         | 31,486          | 31,853           | 32,251          |
| 19                                   | Private earnings .....   | 83,305          | 84,732           | 85,572          | 87,098         | 88,385          | 89,034           | 90,074          | 24,172          | 24,730           | 24,924          | 25,569         | 26,049          | 26,440           | 26,821          |
| 20                                   | Agricultural services, forestry, fishing, and other <sup>6</sup> ..... | 491             | 498              | 530             | 547            | 546             | 558              | 587             | 251             | 254              | 264             | 285            | 282             | 285              | 300             |
| 21                                   | Mining .....   | 264             | 264              | 265             | 265            | 289             | 287              | 288             | 68              | 71               | 72              | 68             | 68              | 72               | 74              |
| 22                                   | Construction .....   | 6,259           | 6,415            | 6,684           | 6,948          | 7,105           | 7,204            | 7,279           | 1,865           | 1,903            | 1,891           | 2,007          | 2,008           | 2,054            | 2,111           |
| 23                                   | Manufacturing .....  | 18,150          | 18,246           | 17,887          | 17,988         | 18,096          | 17,791           | 17,444          | 4,256           | 4,311            | 4,262           | 4,246          | 4,354           | 4,341            | 4,381           |
| 24                                   | Durable goods .....  | 10,485          | 10,492           | 10,309          | 10,072         | 10,300          | 10,162           | 9,840           | 2,155           | 2,169            | 2,129           | 2,067          | 2,120           | 2,136            | 2,182           |
| 25                                   | Non-durable goods .....  | 7,665           | 7,754            | 7,578           | 7,916          | 7,796           | 7,629            | 7,604           | 2,101           | 2,142            | 2,134           | 2,179          | 2,234           | 2,205            | 2,199           |
| 26                                   | Transportation and public utilities .....                              | 8,151           | 8,256            | 8,416           | 8,864          | 8,413           | 8,551            | 8,736           | 3,083           | 3,205            | 3,137           | 3,225          | 3,312           | 3,354            | 3,381           |
| 27                                   | Wholesale trade .....  | 6,609           | 6,717            | 6,808           | 6,853          | 6,946           | 7,040            | 7,159           | 1,988           | 2,019            | 2,080           | 2,101          | 2,144           | 2,155            | 2,176           |
| 28</                                 |  |                 |                  |                 |                |                 |                  |                 |                 |                  |                 |                |                 |                  |                 |

and Earnings by Industry<sup>1</sup>, 1998:II-1999:IV—Continued

adjusted at annual rates]

| Iowa            |                  |                 |                |                 |                  |                 | Kansas          |                  |                 |                |                 |                  |                 | Minnesota       |                  |                 |                |                 |                  |                 | Line |
|-----------------|------------------|-----------------|----------------|-----------------|------------------|-----------------|-----------------|------------------|-----------------|----------------|-----------------|------------------|-----------------|-----------------|------------------|-----------------|----------------|-----------------|------------------|-----------------|------|
| 1998            |                  |                 | 1999           |                 |                  |                 | 1998            |                  |                 | 1999           |                 |                  |                 | 1998            |                  |                 | 1999           |                 |                  |                 |      |
| II <sup>r</sup> | III <sup>r</sup> | IV <sup>r</sup> | I <sup>r</sup> | II <sup>r</sup> | III <sup>r</sup> | IV <sup>r</sup> | II <sup>r</sup> | III <sup>r</sup> | IV <sup>r</sup> | I <sup>r</sup> | II <sup>r</sup> | III <sup>r</sup> | IV <sup>r</sup> | II <sup>r</sup> | III <sup>r</sup> | IV <sup>r</sup> | I <sup>r</sup> | II <sup>r</sup> | III <sup>r</sup> | IV <sup>r</sup> |      |
| 69,777          | 71,146           | 73,376          | 72,215         | 72,997          | 73,566           | 76,504          | 66,755          | 67,579           | 69,251          | 69,055         | 69,895          | 70,073           | 73,524          | 137,142         | 138,900          | 142,316         | 143,018        | 145,585         | 146,296          | 150,044         | 1    |
| 68,454          | 69,728           | 70,610          | 71,120         | 72,068          | 73,211           | 74,381          | 65,821          | 66,581           | 67,272          | 67,913         | 68,737          | 69,487           | 71,363          | 136,455         | 138,106          | 140,579         | 142,427        | 144,883         | 146,285          | 148,936         | 2    |
| 1,324           | 1,418            | 2,766           | 1,096          | 929             | 355              | 2,123           | 935             | 998              | 1,979           | 1,142          | 1,158           | 785              | 2,161           | 687             | 794              | 1,737           | 591            | 702             | 11               | 1,108           | 3    |
| 48,200          | 49,335           | 51,456          | 50,074         | 50,625          | 50,945           | 53,072          | 46,847          | 47,518           | 49,159          | 48,753         | 49,412          | 49,602           | 52,505          | 100,567         | 101,700          | 105,058         | 105,499        | 107,581         | 107,528          | 110,302         | 4    |
| 3,151           | 3,204            | 3,237           | 3,271          | 3,308           | 3,357            | 3,364           | 2,909           | 2,936            | 2,964           | 3,002          | 3,034           | 3,058            | 3,148           | 6,478           | 6,511            | 6,639           | 6,775          | 6,877           | 6,886            | 6,965           | 5    |
| 487             | 486              | 488             | 525            | 535             | 519              | 542             | 1,269           | 1,301            | 1,292           | 1,356          | 1,361           | 1,348            | 1,280           | -899            | -900             | -935            | -956           | -976            | -977             | -989            | 6    |
| 45,537          | 46,617           | 48,707          | 47,328         | 47,852          | 48,107           | 50,249          | 45,207          | 45,884           | 47,487          | 47,107         | 47,740          | 47,892           | 50,637          | 93,191          | 94,290           | 97,484          | 97,767         | 99,728          | 99,686           | 102,348         | 7    |
| 14,541          | 14,749           | 14,816          | 14,883         | 15,087          | 15,311           | 16,035          | 13,099          | 13,225           | 13,276          | 13,337         | 13,493          | 13,656           | 14,088          | 28,606          | 29,119           | 29,225          | 29,395         | 29,960          | 30,612           | 31,539          | 8    |
| 9,700           | 9,780            | 9,853           | 10,004         | 10,057          | 10,148           | 10,220          | 8,450           | 8,470            | 8,488           | 8,663          | 8,724           | 8,799            | 15,345          | 15,491          | 15,607           | 15,856          | 15,897         | 16,019          | 16,156           | 16,156          | 9    |
| 154             | 157              | 166             | 177            | 179             | 202              | 198             | 126             | 131              | 126             | 136            | 145             | 151              | 164             | 319             | 338              | 349             | 373            | 331             | 343              | 357             | 10   |
| 9,546           | 9,622            | 9,687           | 9,827          | 9,878           | 9,946            | 10,023          | 8,324           | 8,339            | 8,362           | 8,475          | 8,517           | 8,572            | 8,634           | 15,026          | 15,152           | 15,257          | 15,483         | 15,566          | 15,799           | 15,799          | 11   |
| 37,990          | 38,892           | 39,523          | 39,752         | 40,342          | 41,119           | 41,361          | 36,715          | 37,269           | 37,828          | 38,135         | 38,680          | 39,155           | 40,459          | 83,162          | 84,076           | 86,181          | 87,553         | 89,185          | 89,681           | 91,057          | 12   |
| 4,529           | 4,606            | 4,663           | 4,666          | 4,715           | 4,778            | 4,793           | 4,631           | 4,650            | 4,676           | 4,707          | 4,747           | 4,772            | 4,901           | 9,198           | 9,221            | 9,380           | 9,430          | 9,601           | 9,621            | 9,722           | 13   |
| 5,681           | 5,837            | 7,270           | 5,656          | 5,568           | 5,049            | 6,918           | 5,501           | 5,600            | 6,655           | 5,911          | 5,985           | 5,675            | 7,145           | 8,207           | 8,404            | 9,498           | 8,516          | 8,796           | 8,227            | 9,523           | 14   |
| 971             | 1,053            | 2,392           | 715            | 539             | -45              | 1,713           | 604             | 654              | 1,623           | 774            | 774             | 382              | 1,741           | 196             | 296              | 1,232           | 73             | 166             | -544             | 534             | 15   |
| 4,710           | 4,784            | 4,877           | 4,941          | 5,029           | 5,094            | 5,205           | 4,897           | 4,946            | 5,032           | 5,137          | 5,211           | 5,293            | 5,404           | 8,011           | 8,108            | 8,266           | 8,443          | 8,629           | 8,771            | 8,989           | 16   |
| 1,324           | 1,418            | 2,766           | 1,096          | 929             | 355              | 2,123           | 935             | 998              | 1,979           | 1,142          | 1,158           | 785              | 2,161           | 687             | 794              | 1,737           | 591            | 702             | 11               | 1,108           | 17   |
| 46,877          | 47,917           | 48,890          | 48,978         | 49,696          | 50,590           | 50,948          | 45,912          | 46,521           | 47,180          | 47,611         | 48,254          | 48,817           | 50,345          | 99,881          | 100,907          | 103,321         | 104,908        | 106,879         | 107,517          | 109,195         | 18   |
| 39,161          | 40,140           | 40,757          | 41,065         | 41,734          | 42,387           | 42,656          | 37,794          | 38,338           | 38,930          | 39,152         | 39,778          | 40,327           | 41,761          | 86,562          | 87,304           | 89,555          | 91,406         | 92,898          | 93,533           | 95,110          | 19   |
| 355             | 353              | 385             | 405            | 404             | 405              | 430             | 281             | 288              | 308             | 321            | 320             | 331              | 350             | (D)             | (D)              | (D)             | (D)            | (D)             | (D)              | (D)             | 20   |
| 96              | 97               | 100             | 94             | 90              | 94               | 96              | 521             | 513              | 495             | 469            | 462             | 471              | 476             | (D)             | (D)              | (D)             | (D)            | (D)             | (D)              | (D)             | 21   |
| 3,018           | 3,139            | 3,229           | 3,203          | 3,241           | 3,201            | 3,264           | 2,775           | 2,790            | 2,838           | 3,002          | 2,991           | 3,033            | 3,122           | 5,894           | 5,946            | 6,129           | 6,403          | 6,615           | 6,659            | 6,982           | 22   |
| 10,289          | 10,486           | 10,463          | 10,311         | 10,446          | 10,535           | 10,497          | 8,700           | 8,700            | 8,741           | 8,694          | 8,790           | 8,866            | 9,548           | 20,885          | 20,967           | 20,848          | 21,152         | 21,369          | 21,571           | 21,655          | 23   |
| 6,399           | 6,530            | 6,470           | 6,384          | 6,427           | 6,507            | 6,540           | 5,665           | 5,654            | 5,656           | 5,562          | 5,659           | 5,713            | 6,322           | 12,559          | 12,492           | 12,431          | 12,564         | 12,672          | 12,883           | 13,032          | 24   |
| 3,891           | 3,956            | 3,994           | 3,927          | 4,019           | 4,028            | 3,957           | 3,035           | 3,046            | 3,085           | 3,132          | 3,131           | 3,153            | 3,225           | 8,326           | 8,475            | 8,418           | 8,588          | 8,698           | 8,688            | 8,623           | 25   |
| 3,040           | 3,074            | 3,135           | 3,213          | 3,253           | 3,190            | 3,203           | 3,733           | 3,830            | 3,897           | 4,016          | 4,165           | 4,206            | 4,254           | 6,595           | 6,418            | 6,743           | 6,685          | 6,787           | 6,776            | 6,811           | 26   |
| 3,367           | 3,560            | 3,484           | 3,545          | 3,587           | 3,886            | 3,680           | 3,478           | 3,499            | 3,569           | 3,527          | 3,590           | 3,694            | 3,615           | 7,846           | 7,907            | 8,067           | 8,278          | 8,367           | 8,410            | 8,584           | 27   |
| 4,503           | 4,578            | 4,630           | 4,652          | 4,692           | 4,793            | 4,844           | 4,529           | 4,570            | 4,622           | 4,667          | 4,754           | 4,790            | 4,867           | 8,883           | 9,291            | 9,413           | 10,064         | 9,938           | 9,584            | 9,686           | 28   |
| 3,696           | 3,819            | 4,064           | 4,027          | 4,137           | 4,198            | 4,281           | 2,829           | 2,896            | 3,055           | 3,026          | 3,134           | 3,174            | 3,238           | 9,040           | 8,740            | 9,533           | 9,347          | 9,659           | 9,929            | 10,067          | 29   |
| 10,797          | 11,034           | 11,265          | 11,615         | 11,883          | 12,084           | 12,361          | 10,947          | 11,253           | 11,406          | 11,430         | 11,571          | 11,762           | 12,092          | 26,495          | 27,109           | 27,873          | 28,566         | 29,256          | 29,669           | 30,364          | 30   |
| 7,716           | 7,777            | 7,933           | 7,913          | 7,962           | 8,203            | 8,292           | 8,118           | 8,182            | 8,250           | 8,459          | 8,476           | 8,489            | 8,584           | 13,319          | 13,602           | 13,766          | 13,501         | 13,980          | 13,984           | 14,084          | 31   |
| 1,075           | 1,079            | 1,098           | 1,164          | 1,138           | 1,134            | 1,144           | 1,497           | 1,496            | 1,493           | 1,548          | 1,543           | 1,545            | 1,522           | 1,971           | 1,992            | 2,024           | 2,090          | 2,107           | 2,097            | 2,101           | 32   |
| 197             | 197              | 196             | 202            | 201             | 200              | 198             | 978             | 982              | 987             | 1,010          | 985             | 973              | 987             | 292             | 292              | 292             | 294            | 291             | 297              | 297             | 33   |
| 6,444           | 6,501            | 6,640           | 6,547          | 6,623           | 6,870            | 6,951           | 5,643           | 5,694            | 5,770           | 5,902          | 5,949           | 5,971            | 6,074           | 11,055          | 11,319           | 11,450          | 11,118         | 11,582          | 11,597           | 11,686          | 34   |
| North Dakota    |                  |                 |                |                 |                  |                 | South Dakota    |                  |                 |                |                 |                  |                 | Southeast       |                  |                 |                |                 |                  |                 | Line |
| 1998            |                  |                 | 1999           |                 |                  |                 | 1998            |                  |                 | 1999           |                 |                  |                 | 1998            |                  |                 | 1999           |                 |                  |                 |      |
| II <sup>r</sup> | III <sup>r</sup> | IV <sup>r</sup> | I <sup>r</sup> | II <sup>r</sup> | III <sup>r</sup> | IV <sup>r</sup> | II <sup>r</sup> | III <sup>r</sup> | IV <sup>r</sup> | I <sup>r</sup> | II <sup>r</sup> | III <sup>r</sup> | IV <sup>r</sup> | II <sup>r</sup> | III <sup>r</sup> | IV <sup>r</sup> | I <sup>r</sup> | II <sup>r</sup> | III <sup>r</sup> | IV <sup>r</sup> |      |
| 14,302          | 14,490           | 15,369          | 14,605         | 14,813          | 14,460           | 15,733          | 16,994          | 17,261           | 18,229          | 17,769         | 18,309          | 18,246           | 19,301          | 1,607,270       | 1,634,507        | 1,661,224       | 1,680,967      | 1,701,177       | 1,715,480        | 1,753,136       | 1    |
| 13,947          | 14,083           | 14,220          | 14,443         | 14,570          | 14,737           | 15,204          | 16,236          | 16,452           | 16,759          | 16,986         | 17,319          | 17,470           | 18,000          | 1,597,023       | 1,622,624        | 1,644,800       | 1,667,914      | 1,687,816       | 1,706,981        | 1,740,449       | 2    |
| 355             | 408              | 1,149           | 162            | 244             | -278             | 530             | 758             | 809              | 1,470           | 783            | 991             | 777              | 1,301           | 10,247          | 11,883           | 16,424          | 13,053         | 13,361          | 8,499            | 12,687          | 3    |
| 9,918           | 10,052           | 10,909          | 10,125         | 10,289          | 9,880            | 10,897          | 11,584          | 11,797           | 12,763          | 12,261         | 12,752          | 12,598           | 13,410          | 1,116,053       | 1,138,033        | 1,162,537       | 1,177,495      | 1,191,924       | 1,203,881        | 1,230,145       | 4    |
| 663             | 666              | 671             | 689            | 692             | 696              | 708             | 722             | 730              | 748             | 764            | 782             | 783              | 800             | 67,993          | 68,972           | 69,877          | 71,337         | 71,915          | 72,675           | 73,731          | 5    |
| -319            | -323             | -324            | -333           | -332            | -337             | -345            | -197            | -202             | -209            | -214           | -223            | -222             | -230            | 8,263           | 8,355            | 8,285           | 8,525          | 8,876           | 8,765            | 8,747           | 6    |
| 8,935           | 9,063            | 9,913           | 9,103          | 9,264           | 8,846            | 9,843           | 10,665          | 10,865           | 11,808          | 11,283         | 11,747          | 11,594           | 12,380          | 1,056,323       | 1,077,416        | 1,100,946       | 1,114,663      | 1,128,884       | 1,139,971        | 1,165,160       | 7    |
| 3,086           | 3,131            | 3,146           | 3,160          | 3,202           | 3,248            | 3,510           | 3,907           | 3,956            | 3,969           | 3,991          | 4,053           | 4,124            | 4,373           | 311,331         | 315,980          | 317,778         | 319,288        | 323,586         | 324,646          | 334,597         | 8    |
| 2,282           | 2,297            | 2,309           | 2,342          | 2,347           | 2,365            | 2,380           | 2,421           | 2,439            | 2,454           | 2,495          | 2,509           | 2,528            | 2,549           | 239,615         | 241,110          | 242,501         | 246,995        | 248,706         | 250,863          | 253,379         | 9    |
| 21              | 29               | 33              | 34             | 27              | 30               | 28              | 14              | 15               | 14              | 14             | 13              | 13               | 11              | 2,974           | 3,121            | 3,112           | 3,083          | 3,118           | 3,079            | 3,120           | 10   |
| 2,260           | 2,267            | 2,276           | 2,308          | 2,319           | 2,335            | 2,352           | 2,407           | 2,424            | 2,440           | 2,481          | 2,496           | 2,516            | 2,538           | 236,641         | 237,989          | 239,389         | 243,913        | 245,588         | 247,784          | 250,259         | 11   |
| 7,650           | 7,724            | 7,819           | 7,990          | 8,056           | 8,135            | 8,307           | 8,340           | 8,485            | 8,740           | 8,888          | 9,127           | 9,175            | 9,410           | 887,306         | 905,104          | 921,745         | 936,888        | 947,659         | 961,635          | 979,350         | 12   |
| 996             | 998              | 1,002           | 1,017          | 1,022           | 1,024            | 1,040           | 1,126           | 1,133            | 1,161           | 1,172          | 1,196           | 1,196            | 1,220           | 117,711         | 118,961          | 120,021         | 121,155        | 122,065         | 123,199          | 124,646         | 13   |
| 1,272           | 1,330            | 2,088           | 1,118          | 1,211           | 720              | 1,550           | 2,118           | 2,180            | 2,863           | 2,202          | 2,429           | 2,228            | 2,780           | 111,036         | 113,968          | 120,771         | 119,452        | 122,200         | 119,047          | 126,148         | 14   |
| 223             | 270              | 1,007           | 15             | 91              | -437             | 364             | 639             | 685              | 1,343           | 652            | 854             | 635              | 1,154           | 7,162           | 8,750            | 13,247          | 9,816          | 10,042          | 5,092            | 9,197           | 15   |
| 1,049           | 1,060            | 1,081           | 1,103          | 1,120           | 1,157            | 1,186           | 1,479           | 1,494            | 1,520           | 1,550          | 1,575           | 1,593            | 1,625           | 103,874         | 105,217          | 107,524         | 109,636        | 112,158         | 113,955          | 116,952         | 16   |

Table 7.—Personal Income by Major Source

[Millions of dollars, seasonally]

| Line                                 | Item   | Alabama         |                  |                 |                |                 |                  |                 | Arkansas        |                  |                 |                |                 |                  |                 |
|--------------------------------------|--|-----------------|------------------|-----------------|----------------|-----------------|------------------|-----------------|-----------------|------------------|-----------------|----------------|-----------------|------------------|-----------------|
|                                      |  | 1998            |                  |                 | 1999           |                 |                  |                 | 1998            |                  |                 | 1999           |                 |                  |                 |
|                                      |  | II <sup>r</sup> | III <sup>r</sup> | IV <sup>r</sup> | I <sup>r</sup> | II <sup>r</sup> | III <sup>r</sup> | IV <sup>p</sup> | II <sup>r</sup> | III <sup>r</sup> | IV <sup>r</sup> | I <sup>r</sup> | II <sup>r</sup> | III <sup>r</sup> | IV <sup>p</sup> |
| <b>Income by Place of Residence</b>  |  |                 |                  |                 |                |                 |                  |                 |                 |                  |                 |                |                 |                  |                 |
| 1                                    | Personal income (lines 4-11) .....                                     | 95,129          | 96,472           | 97,971          | 98,636         | 99,782          | 100,742          | 101,915         | 53,108          | 53,955           | 55,228          | 55,352         | 56,173          | 55,956           | 58,202          |
| 2                                    | Nonfarm personal income .....  | 94,271          | 95,408           | 96,501          | 97,464         | 98,642          | 99,952           | 100,924         | 51,833          | 52,524           | 53,061          | 53,837         | 54,346          | 55,179           | 56,163          |
| 3                                    | Farm income (line 17) .....  | 858             | 1,063            | 1,470           | 1,172          | 1,140           | 790              | 991             | 1,274           | 1,430            | 2,168           | 1,515          | 1,827           | 776              | 2,039           |
| <b>Derivation of Personal Income</b> |  |                 |                  |                 |                |                 |                  |                 |                 |                  |                 |                |                 |                  |                 |
| 4                                    | Earnings by place of work (lines 12-16 or 17-34) .....                 | 66,204          | 67,279           | 68,654          | 69,017         | 69,869          | 70,484           | 71,170          | 36,516          | 37,167           | 38,389          | 38,380         | 39,012          | 38,609           | 40,513          |
| 5                                    | Less: Personal contributions for social insurance <sup>2</sup> .....   | 4,190           | 4,230            | 4,274           | 4,335          | 4,380           | 4,424            | 4,438           | 2,339           | 2,362            | 2,382           | 2,437          | 2,450           | 2,486            | 2,519           |
| 6                                    | Plus: Adjustment for residence <sup>3</sup> .....                      | 814             | 843              | 866             | 887            | 900             | 915              | 948             | -258            | -263             | -265            | -279           | -276            | -288             | -296            |
| 7                                    | Equals: Net earnings by place of residence .....                       | 62,828          | 63,892           | 65,246          | 65,569         | 66,389          | 66,975           | 67,680          | 33,919          | 34,543           | 35,741          | 35,665         | 36,286          | 35,835           | 37,699          |
| 8                                    | Plus: Dividends, interest, and rent <sup>4</sup> .....                 | 16,375          | 16,606           | 16,686          | 16,754         | 16,964          | 17,191           | 17,499          | 9,621           | 9,766            | 9,815           | 9,961          | 9,999           | 10,153           | 10,448          |
| 9                                    | Plus: Transfer payments .....  | 15,925          | 15,973           | 16,039          | 16,313         | 16,429          | 16,576           | 16,737          | 9,567           | 9,645            | 9,672           | 9,826          | 9,888           | 9,967            | 10,055          |
| 10                                   | State unemployment insurance benefits .....                            | 217             | 217              | 216             | 198            | 205             | 211              | 211             | 185             | 218              | 195             | 182            | 182             | 180              | 176             |
| 11                                   | Transfers excluding State unemployment insurance benefits .....        | 15,708          | 15,756           | 15,823          | 16,115         | 16,224          | 16,366           | 16,526          | 9,383           | 9,428            | 9,477           | 9,644          | 9,706           | 9,787            | 9,879           |
| <b>Earnings by Place of Work</b>     |  |                 |                  |                 |                |                 |                  |                 |                 |                  |                 |                |                 |                  |                 |
| Components of earnings:              |  |                 |                  |                 |                |                 |                  |                 |                 |                  |                 |                |                 |                  |                 |
| 12                                   | Wage and salary disbursements .....                                    | 52,661          | 53,426           | 54,230          | 54,756         | 55,517          | 56,318           | 56,704          | 28,063          | 28,507           | 28,901          | 29,433         | 29,700          | 30,252           | 30,771          |
| 13                                   | Other labor income .....   | 7,097           | 7,159            | 7,227           | 7,235          | 7,291           | 7,329            | 7,308           | 3,627           | 3,662            | 3,702           | 3,716          | 3,742           | 3,790            | 3,836           |
| 14                                   | Proprietors' income <sup>5</sup> .....                                 | 6,446           | 6,695            | 7,198           | 7,026          | 7,061           | 6,837            | 7,158           | 4,827           | 4,998            | 5,786           | 5,231          | 5,570           | 4,567            | 5,906           |
| 15                                   | Farm proprietors' income .....   | 726             | 930              | 1,336           | 1,036          | 1,002           | 648              | 847             | 1,019           | 1,170            | 1,904           | 1,245          | 1,549           | 490              | 1,744           |
| 16                                   | Nonfarm proprietors' income .....                                      | 5,720           | 5,764            | 5,862           | 5,989          | 6,059           | 6,189            | 6,311           | 3,808           | 3,828            | 3,882           | 3,986          | 4,021           | 4,077            | 4,162           |
| <b>Earnings by Industry</b>          |  |                 |                  |                 |                |                 |                  |                 |                 |                  |                 |                |                 |                  |                 |
| 17                                   | Farm earnings .....  | 858             | 1,063            | 1,470           | 1,172          | 1,140           | 790              | 991             | 1,274           | 1,430            | 2,168           | 1,515          | 1,827           | 776              | 2,039           |
| 18                                   | Nonfarm earnings .....   | 65,346          | 66,216           | 67,184          | 67,845         | 68,729          | 69,694           | 70,179          | 35,242          | 35,737           | 36,221          | 36,866         | 37,185          | 37,832           | 38,475          |
| 19                                   | Private earnings .....   | 52,077          | 52,720           | 53,364          | 54,027         | 54,831          | 55,742           | 56,224          | 29,158          | 29,584           | 29,934          | 30,597         | 30,854          | 31,474           | 32,000          |
| 20                                   | Agricultural services, forestry, fishing, and other <sup>6</sup> ..... | 377             | 380              | 404             | 417            | 412             | 425              | 450             | 266             | 265              | 273             | 295            | 297             | 296              | 313             |
| 21                                   | Mining .....   | 846             | 641              | 638             | 629            | 602             | 612              | 596             | 193             | 193              | 189             | 185            | 182             | 195              | 193             |
| 22                                   | Construction .....   | 4,132           | 4,116            | 4,179           | 4,371          | 4,293           | 4,473            | 4,564           | 2,101           | 2,079            | 2,104           | 2,271          | 2,224           | 2,237            | 2,310           |
| 23                                   | Manufacturing .....  | 13,716          | 13,866           | 13,823          | 13,796         | 13,907          | 13,997           | 13,790          | 8,054           | 8,183            | 8,202           | 8,205          | 8,327           | 8,529            | 8,539           |
| 24                                   | Durable goods .....  | 7,744           | 7,853            | 7,844           | 7,821          | 7,941           | 8,018            | 7,855           | 4,543           | 4,595            | 4,603           | 4,564          | 4,619           | 4,736            | 4,809           |
| 25                                   | Nondurable goods .....   | 5,973           | 6,012            | 5,980           | 5,975          | 5,966           | 5,979            | 5,935           | 3,511           | 3,588            | 3,599           | 3,641          | 3,708           | 3,794            | 3,730           |
| 26                                   | Transportation and public utilities .....                              | 4,167           | 4,248            | 4,311           | 4,248          | 4,391           | 4,431            | 4,524           | 3,053           | 3,113            | 3,118           | 3,187          | 3,113           | 3,202            | 3,214           |
| 27                                   | Wholesale trade .....  | 3,799           | 3,858            | 3,936           | 4,042          | 4,107           | 4,169            | 4,274           | 1,856           | 1,889            | 1,922           | 1,922          | 1,968           | 2,008            | 2,054           |
| 28                                   | Retail trade .....   | 6,226           | 6,291            | 6,365           | 6,544          | 6,590           | 6,705            | 6,800           | 4,016           | 4,008            | 4,104           | 4,415          | 4,316           | 4,395            | 4,480           |
| 29                                   | Finance, insurance, and real estate .....                              | 3,684           | 3,743            | 3,950           | 3,958          | 4,063           | 4,331            | 4,264           | 1,767           | 1,805            | 1,875           | 1,860          | 1,945           | 1,964            | 2,016           |
| 30                                   | Services .....   | 15,329          | 15,776           | 15,758          | 16,022         | 16,466          | 16,599           | 16,963          | 7,851           | 8,048            | 8,148           | 8,256          | 8,483           | 8,649            | 8,881           |
| 31                                   | Government and government enterprises .....                            | 13,269          | 13,496           | 13,819          | 13,818         | 13,898          | 13,952           | 13,955          | 6,084           | 6,154            | 6,287           | 6,268          | 6,331           | 6,358            | 6,475           |
| 32                                   | Federal, civilian .....  | 3,323           | 3,352            | 3,370           | 3,403          | 3,357           | 3,325            | 3,303           | 1,146           | 1,161            | 1,225           | 1,186          | 1,185           | 1,195            | 1,201           |
| 33                                   | Military .....   | 1,226           | 1,230            | 1,220           | 1,229          | 1,199           | 1,165            | 1,074           | 439             | 430              | 430             | 432            | 428             | 433              | 432             |
| 34                                   | State and local .....  | 8,720           | 8,914            | 9,230           | 9,186          | 9,341           | 9,463            | 9,578           | 4,498           | 4,562            | 4,632           | 4,650          | 4,718           | 4,730            | 4,841           |

See footnotes at end of table.

and Earnings by Industry <sup>1</sup>, 1998:II-1999:IV—Continued  
adjusted at annual rates]

| Florida         |                  |                 |                |                 |                  |                 | Georgia         |                  |                 |                |                 |                  |                 | Kentucky        |                  |                 |                |                 |                  |                 | Line |
|-----------------|------------------|-----------------|----------------|-----------------|------------------|-----------------|-----------------|------------------|-----------------|----------------|-----------------|------------------|-----------------|-----------------|------------------|-----------------|----------------|-----------------|------------------|-----------------|------|
| 1998            |                  |                 | 1999           |                 |                  |                 | 1998            |                  |                 | 1999           |                 |                  |                 | 1998            |                  |                 | 1999           |                 |                  |                 |      |
| II <sup>r</sup> | III <sup>r</sup> | IV <sup>r</sup> | I <sup>r</sup> | II <sup>r</sup> | III <sup>r</sup> | IV <sup>r</sup> | II <sup>r</sup> | III <sup>r</sup> | IV <sup>r</sup> | I <sup>r</sup> | II <sup>r</sup> | III <sup>r</sup> | IV <sup>r</sup> | II <sup>r</sup> | III <sup>r</sup> | IV <sup>r</sup> | I <sup>r</sup> | II <sup>r</sup> | III <sup>r</sup> | IV <sup>r</sup> |      |
| 396,997         | 403,675          | 409,456         | 413,483        | 420,507         | 425,494          | 434,354         | 194,719         | 199,478          | 203,799         | 207,041        | 210,134         | 212,697          | 217,422         | 86,541          | 87,945           | 89,193          | 90,050         | 90,813          | 92,123           | 93,956          | 1    |
| 394,796         | 401,150          | 406,331         | 409,622        | 417,241         | 422,826          | 431,715         | 193,229         | 197,694          | 201,386         | 205,190        | 208,175         | 211,451          | 215,843         | 85,606          | 86,924           | 87,729          | 89,134         | 90,025          | 91,414           | 93,037          | 2    |
| 2,201           | 2,524            | 3,125           | 3,862          | 3,266           | 2,668            | 2,639           | 1,489           | 1,784            | 2,413           | 1,851          | 1,959           | 1,246            | 1,579           | 935             | 1,021            | 1,464           | 916            | 788             | 709              | 919             | 3    |
| 245,768         | 250,822          | 255,890         | 258,343        | 263,859         | 266,883          | 273,465         | 149,345         | 153,587          | 157,646         | 160,540        | 163,067         | 165,028          | 168,992         | 60,594          | 61,811           | 62,935          | 63,627         | 64,066          | 65,080           | 66,524          | 4    |
| 15,396          | 15,626           | 15,829          | 16,008         | 16,338          | 16,494           | 16,861          | 8,664           | 8,863            | 9,020           | 9,264          | 9,365           | 9,475            | 9,649           | 3,698           | 3,755            | 3,779           | 3,877          | 3,898           | 3,950            | 4,012           | 5    |
| 890             | 904              | 915             | 941            | 946             | 966              | 966             | -413            | -446             | -465            | -508           | -507            | -517             | -546            | -649            | -671             | -651            | -725           | -702            | -715             | -741            | 6    |
| 231,262         | 236,101          | 240,976         | 243,276        | 248,467         | 251,354          | 257,570         | 140,268         | 144,278          | 148,160         | 150,768        | 153,195         | 155,036          | 158,797         | 56,247          | 57,385           | 58,505          | 59,025         | 59,467          | 60,415           | 61,771          | 7    |
| 103,424         | 104,898          | 105,436         | 105,921        | 107,311         | 108,859          | 110,825         | 31,832          | 32,364           | 32,617          | 32,812         | 33,306          | 33,816           | 34,518          | 15,261          | 15,483           | 15,559          | 15,631         | 15,845          | 16,080           | 16,403          | 8    |
| 62,311          | 62,675           | 63,004          | 64,287         | 64,729          | 65,280           | 65,959          | 22,618          | 22,837           | 23,022          | 23,461         | 23,633          | 23,845           | 24,108          | 15,034          | 15,076           | 15,128          | 15,393         | 15,501          | 15,628           | 15,782          | 9    |
| 670             | 684              | 684             | 708            | 700             | 659              | 671             | 254             | 265              | 268             | 269            | 280             | 279              | 303             | 232             | 235              | 229             | 230            | 240             | 239              | 248             | 10   |
| 61,642          | 61,991           | 62,360          | 63,578         | 64,030          | 64,621           | 65,288          | 22,364          | 22,572           | 22,755          | 23,192         | 23,354          | 23,566           | 23,805          | 14,801          | 14,841           | 14,899          | 15,163         | 15,261          | 15,389           | 15,534          | 11   |
| 195,840         | 200,053          | 203,810         | 205,179        | 210,151         | 213,056          | 218,624         | 118,431         | 121,812          | 124,606         | 127,396        | 129,237         | 131,299          | 134,228         | 47,976          | 48,983           | 49,551          | 50,604         | 51,050          | 51,955           | 52,973          | 12   |
| 26,021          | 26,297           | 26,535          | 26,475         | 26,989          | 27,206           | 27,711          | 15,039          | 15,285           | 15,469          | 15,725         | 15,843          | 16,008           | 16,270          | 6,747           | 6,828            | 6,849           | 6,976          | 7,002           | 7,119            | 7,231           | 13   |
| 23,907          | 24,473           | 25,546          | 26,689         | 26,719          | 26,622           | 27,130          | 15,876          | 16,489           | 17,571          | 17,420         | 17,987          | 17,721           | 18,493          | 5,870           | 5,999            | 6,536           | 6,047          | 6,014           | 6,007            | 6,320           | 14   |
| 1,276           | 1,594            | 2,188           | 2,911          | 2,297           | 1,677            | 1,630           | 1,217           | 1,510            | 2,137           | 1,568          | 1,668           | 947              | 1,271           | 736             | 816              | 1,256           | 705            | 573             | 489              | 694             | 15   |
| 22,630          | 22,879           | 23,357          | 23,778         | 24,422          | 24,945           | 25,500          | 14,659          | 14,979           | 15,434          | 15,851         | 16,319          | 16,774           | 17,223          | 5,134           | 5,183            | 5,279           | 5,342          | 5,441           | 5,518            | 5,626           | 16   |
| 2,201           | 2,524            | 3,125           | 3,862          | 3,266           | 2,668            | 2,639           | 1,489           | 1,784            | 2,413           | 1,851          | 1,959           | 1,246            | 1,579           | 935             | 1,021            | 1,464           | 916            | 788             | 709              | 919             | 17   |
| 243,567         | 248,298          | 252,765         | 254,481        | 260,592         | 264,216          | 270,826         | 147,856         | 151,803          | 155,233         | 158,689        | 161,108         | 163,781          | 167,413         | 59,658          | 60,790           | 61,471          | 62,712         | 63,278          | 64,371           | 65,605          | 18   |
| 201,712         | 205,837          | 210,015         | 212,354        | 217,486         | 220,564          | 226,724         | 123,400         | 130,290          | 133,421         | 135,811        | 138,148         | 141,533          | 145,871         | 48,671          | 49,649           | 50,271          | 51,136         | 51,600          | 52,331           | 53,340          | 19   |
| 2,484           | 2,562            | 2,629           | 2,657          | 2,654           | 2,723            | 2,853           | 854             | 871              | 920             | 947            | 947             | 975              | 1,033           | 411             | 414              | 456             | 456            | 478             | 462              | 487             | 20   |
| 393             | 387              | 385             | 339            | 350             | 353              | 346             | 395             | 402              | 410             | 405            | 409             | 435              | 419             | 1,340           | 1,360            | 1,350           | 1,252          | 1,198           | 1,259            | 1,242           | 21   |
| 14,730          | 14,852           | 15,160          | 15,200         | 15,626          | 15,702           | 15,978          | 8,378           | 8,695            | 9,151           | 9,461          | 9,665           | 9,835            | 9,997           | 3,571           | 3,588            | 3,712           | 3,700          | 3,821           | 3,851            | 3,960           | 22   |
| 20,488          | 20,573           | 20,599          | 20,315         | 20,669          | 20,497           | 20,932          | 23,460          | 24,201           | 24,105          | 24,567         | 24,535          | 25,048           | 25,756          | 12,831          | 13,073           | 13,123          | 13,212         | 13,218          | 13,637           | 13,860          | 23   |
| 12,882          | 12,960           | 12,941          | 12,707         | 12,886          | 12,844           | 13,296          | 11,006          | 11,337           | 11,342          | 11,235         | 11,416          | 12,001           | 12,041          | 7,887           | 8,169            | 8,181           | 8,283          | 8,258           | 8,672            | 8,846           | 24   |
| 7,606           | 7,613            | 7,659           | 7,608          | 7,763           | 7,653            | 7,636           | 12,454          | 12,864           | 12,763          | 13,332         | 13,120          | 13,047           | 13,715          | 4,944           | 4,903            | 4,942           | 4,929          | 4,959           | 4,965            | 5,014           | 25   |
| 15,450          | 15,631           | 16,067          | 16,243         | 16,220          | 16,536           | 16,890          | 14,079          | 14,511           | 14,894          | 15,421         | 15,349          | 15,465           | 15,783          | 4,631           | 4,647            | 4,691           | 4,843          | 4,720           | 4,699            | 4,770           | 26   |
| 15,758          | 16,417           | 16,599          | 17,058         | 17,430          | 17,631           | 18,159          | 12,639          | 12,996           | 13,488          | 13,716         | 14,136          | 14,089           | 14,453          | 3,279           | 3,379            | 3,430           | 3,486          | 3,647           | 3,591            | 3,691           | 27   |
| 27,140          | 27,748           | 28,038          | 28,337         | 29,015          | 29,076           | 29,443          | 13,237          | 13,438           | 13,778          | 13,991         | 14,462          | 14,585           | 14,847          | 5,992           | 6,100            | 6,130           | 6,303          | 6,400           | 6,525            | 6,608           | 28   |
| 24,397          | 24,829           | 25,273          | 25,581         | 26,221          | 26,949           | 27,574          | 11,531          | 11,858           | 12,663          | 12,237         | 12,568          | 12,899           | 13,138          | 3,009           | 3,085            | 3,273           | 3,224          | 3,316           | 3,350            | 3,402           | 29   |
| 80,872          | 82,838           | 85,265          | 86,624         | 89,302          | 91,097           | 94,549          | 38,826          | 40,120           | 40,882          | 42,676         | 43,740          | 44,816           | 46,108          | 13,608          | 13,805           | 14,105          | 14,600         | 14,803          | 14,959           | 15,328          | 30   |
| 41,855          | 42,461           | 42,750          | 42,127         | 43,106          | 43,651           | 44,101          | 24,456          | 24,711           | 24,942          | 25,269         | 25,634          | 25,879           | 26,087          | 11,141          | 11,141           | 11,200          | 11,575         | 11,678          | 12,040           | 12,266          | 31   |
| 7,129           | 7,197            | 7,282           | 7,666          | 7,555           | 7,534            | 7,517           | 5,426           | 5,429            | 5,484           | 5,709          | 5,754           | 5,728            | 5,777           | 1,919           | 1,912            | 1,963           | 2,043          | 2,036           | 2,080            | 2,117           | 32   |
| 4,472           | 4,418            | 4,292           | 4,307          | 4,168           | 4,087            | 4,062           | 3,358           | 3,357            | 3,305           | 3,377          | 3,526           | 3,313            | 3,342           | 1,655           | 1,665            | 1,689           | 1,741          | 1,677           | 1,678            | 1,678           | 33   |
| 30,253          | 30,846           | 31,176          | 30,154         | 31,383          | 32,029           | 32,522          | 15,672          | 15,924           | 16,154          | 16,183         | 16,246          | 16,592           | 16,760          | 7,413           | 7,563            | 7,588           | 7,812          | 7,965           | 8,283            | 8,471           | 34   |
| North Carolina  |                  |                 |                |                 |                  |                 | South Carolina  |                  |                 |                |                 |                  |                 | Tennessee       |                  |                 |                |                 |                  |                 | Line |
| 1998            |                  |                 | 1999           |                 |                  |                 | 1998            |                  |                 | 1999           |                 |                  |                 | 1998            |                  |                 | 1999           |                 |                  |                 |      |
| II <sup>r</sup> | III <sup>r</sup> | IV <sup>r</sup> | I <sup>r</sup> | II <sup>r</sup> | III <sup>r</sup> | IV <sup>r</sup> | II <sup>r</sup> | III <sup>r</sup> | IV <sup>r</sup> | I <sup>r</sup> | II <sup>r</sup> | III <sup>r</sup> | IV <sup>r</sup> | II <sup>r</sup> | III <sup>r</sup> | IV <sup>r</sup> | I <sup>r</sup> | II <sup>r</sup> | III <sup>r</sup> | IV <sup>r</sup> |      |
| 188,106         | 191,606          | 195,081         | 197,934        | 200,334         | 198,155          | 205,983         | 84,935          | 86,797           | 88,394          | 89,132         | 90,663          | 91,859           | 93,547          | 131,921         | 133,789          | 135,695         | 137,177        | 139,269         | 141,194          | 143,461         | 1    |
| 186,210         | 189,443          | 192,303         | 195,911        | 198,263         | 197,192          | 204,189         | 84,668          | 86,503           | 87,999          | 88,926         | 90,344          | 91,640           | 93,226          | 131,888         | 133,704          | 135,395         | 137,075        | 139,094         | 141,263          | 143,320         | 2    |
| 1,896           | 2,164            | 2,778           | 2,023          | 2,071           | 963              | 1,794           | 267             | 295              | 396             | 207            | 320             | 218              | 322             | 33              | 84               | 300             | 101            | 175             | -68              | 159             | 3    |
| 136,853         | 139,743          | 143,006         | 145,385        | 147,070         | 147,468          | 150,711         | 59,554          | 61,114           | 62,546          | 62,933         | 64,199          | 65,072           | 66,340          | 97,981          | 99,326           | 101,046         | 102,128        | 103,914         | 105,435          | 107,117         | 4    |
| 8,488           | 8,620            | 8,748           | 8,998          | 9,067           | 9,144            | 9,242           | 3,641           | 3,719            | 3,784           | 3,834          | 3,888           | 3,932            | 3,987           | 5,959           | 6,010            | 6,066           | 6,162          | 6,234           | 6,310            | 6,362           | 5    |
| -814            | -827             | -840            | -869           | -890            | -883             | -896            | 1,047           | 1,061            | 1,077           | 1,127          | 1,132           | 1,141            | 1,161           | -1,017          | -1,022           | -1,035          | -1,005         | -1,073          | -1,104           | -1,114          | 6    |
| 127,551         | 130,296          | 133,418         | 135,518        | 137,113         | 137,441          | 140,573         | 56,960          | 58,456           | 59,839          | 60,227         | 61,443          | 62,280           | 63,514          | 91,005          | 92,293           | 93,945          | 94,960         | 96,606          | 98,020           | 99,640          | 7    |
| 34,529          | 35,119           | 35,290          | 35,473         | 36,054          | 33,229           | 37,568          | 14,784          | 15,007           | 15,089          | 15,160         | 15,369          | 15,590           | 15,902          | 20,461          | 20,872           | 21,009          | 21,097         | 21,401          | 21,730           | 22,194          | 8    |
| 26,026          | 26,192           | 26,373          | 26,942         | 27,167          | 27,484           | 27,841          | 13,191          | 13,335           | 13,467          | 13,745         | 13,851          | 13,969           | 14,131          | 20,454          | 20,624           | 20,741          | 21,120         | 21,262          | 21,444           | 21,626          | 9    |
| 397             | 402              | 411             | 399            | 408             | 444              | 482             | 166             | 175              | 189             | 192            | 196             | 199              | 191             | 315             | 346              | 328             | 326            | 327             | 324              | 297             | 10   |
| 25,628          | 25,789           | 25,962          | 26,543         | 26,759          | 27,041           | 27,359          | 13,025          | 13,160           | 13,277          | 13,553         | 13,666          | 13,790</         |                 |                 |                  |                 |                |                 |                  |                 |      |



Table 7.—Personal Income by Major Source  
[Millions of dollars, seasonally]

| Line                                 | Item   | Virginia        |                  |                 |                |                 |                  | West Virginia   |                 |                  |                 |                |                 |                  |                 |
|--------------------------------------|--|-----------------|------------------|-----------------|----------------|-----------------|------------------|-----------------|-----------------|------------------|-----------------|----------------|-----------------|------------------|-----------------|
|                                      |  | 1998            |                  |                 | 1999           |                 |                  | 1998            |                 |                  | 1999            |                |                 |                  |                 |
|                                      |  | II <sup>r</sup> | III <sup>r</sup> | IV <sup>r</sup> | I <sup>r</sup> | II <sup>r</sup> | III <sup>r</sup> | IV <sup>p</sup> | II <sup>r</sup> | III <sup>r</sup> | IV <sup>r</sup> | I <sup>r</sup> | II <sup>r</sup> | III <sup>r</sup> | IV <sup>p</sup> |
| <b>Income by Place of Residence</b>  |  |                 |                  |                 |                |                 |                  |                 |                 |                  |                 |                |                 |                  |                 |
| 1                                    | Personal income (lines 4-11) .....                                     | 188,975         | 191,867          | 195,456         | 200,583        | 200,321         | 203,034          | 206,629         | 36,347          | 36,804           | 37,036          | 37,206         | 37,511          | 37,914           | 38,343          |
| 2                                    | Nonfarm personal income .....  | 188,644         | 191,499          | 194,985         | 200,344        | 199,998         | 202,787          | 206,311         | 36,360          | 36,809           | 37,023          | 37,215         | 37,523          | 37,948           | 38,372          |
| 3                                    | Farm income (line 17) .....  | 331             | 368              | 471             | 239            | 323             | 248              | 318             | -13             | -5               | 13              | -9             | -12             | -34              | -28             |
| <b>Derivation of Personal Income</b> |  |                 |                  |                 |                |                 |                  |                 |                 |                  |                 |                |                 |                  |                 |
| 4                                    | Earnings by place of work (lines 12-16 or 17-34) .....                 | 136,855         | 139,315          | 142,913         | 147,691        | 146,440         | 149,010          | 151,981         | 22,518          | 22,832           | 22,957          | 22,950         | 23,164          | 23,428           | 23,679          |
| 5                                    | Less: Personal contributions for social insurance <sup>2</sup> .....   | 8,161           | 8,281            | 8,469           | 8,829          | 8,691           | 8,825            | 8,966           | 1,475           | 1,489            | 1,489           | 1,495          | 1,505           | 1,520            | 1,530           |
| 6                                    | Plus: Adjustment for residence <sup>3</sup> .....                      | 7,117           | 7,196            | 7,044           | 7,244          | 7,610           | 7,474            | 7,454           | 430             | 442              | 442             | 435            | 525             | 537              | 555             |
| 7                                    | Equals: Net earnings by place of residence .....                       | 135,811         | 138,230          | 141,488         | 146,106        | 145,359         | 147,660          | 150,469         | 21,473          | 21,796           | 21,915          | 21,990         | 22,184          | 22,446           | 22,704          |
| 8                                    | Plus: Dividends, interest, and rent <sup>4</sup> .....                 | 34,400          | 34,778           | 35,005          | 35,166         | 35,330          | 35,776           | 36,363          | 6,340           | 6,435            | 6,458           | 6,481          | 6,563           | 6,656            | 6,774           |
| 9                                    | Plus: Transfer payments .....  | 16,765          | 18,859           | 18,963          | 19,311         | 19,432          | 19,599           | 19,797          | 8,534           | 8,584            | 8,626           | 8,736          | 8,786           | 8,812            | 8,865           |
| 10                                   | State unemployment insurance benefits .....                            | 167             | 166              | 166             | 166            | 158             | 156              | 164             | 135             | 141              | 143             | 142            | 129             | 124              | 116             |
| 11                                   | Transfers excluding State unemployment insurance benefits .....        | 18,598          | 18,694           | 18,797          | 19,145         | 19,274          | 19,443           | 19,633          | 8,399           | 8,442            | 8,483           | 8,594          | 8,635           | 8,689            | 8,749           |
| <b>Earnings by Place of Work</b>     |  |                 |                  |                 |                |                 |                  |                 |                 |                  |                 |                |                 |                  |                 |
| Components of earnings:              |  |                 |                  |                 |                |                 |                  |                 |                 |                  |                 |                |                 |                  |                 |
| 12                                   | Wage and salary disbursements .....                                    | 110,601         | 112,741          | 115,820         | 120,200        | 118,742         | 121,075          | 123,485         | 17,898          | 18,163           | 18,242          | 18,243         | 18,426          | 18,682           | 18,883          |
| 13                                   | Other labor income .....   | 16,202          | 16,347           | 16,554          | 16,975         | 16,847          | 17,040           | 17,242          | 2,524           | 2,557            | 2,561           | 2,556          | 2,568           | 2,577            | 2,591           |
| 14                                   | Proprietors' income <sup>5</sup> .....                                 | 10,051          | 10,228           | 10,538          | 10,516         | 10,851          | 10,895           | 11,254          | 2,096           | 2,112            | 2,151           | 2,151          | 2,171           | 2,168            | 2,205           |
| 15                                   | Farm proprietors' income .....   | 150             | 182              | 281             | 46             | 126             | 46               | 112             | -36             | -28              | -11             | -33            | -37             | -60              | -55             |
| 16                                   | Nonfarm proprietors' income .....                                      | 9,901           | 10,045           | 10,257          | 10,470         | 10,724          | 10,848           | 11,142          | 2,131           | 2,141            | 2,165           | 2,184          | 2,207           | 2,228            | 2,260           |
| <b>Earnings by Industry</b>          |  |                 |                  |                 |                |                 |                  |                 |                 |                  |                 |                |                 |                  |                 |
| 17                                   | Farm earnings .....  | 331             | 368              | 471             | 239            | 323             | 248              | 318             | -13             | -5               | 13              | -9             | -12             | -34              | -28             |
| 18                                   | Nonfarm earnings .....   | 136,524         | 138,947          | 142,442         | 147,452        | 146,117         | 148,763          | 151,663         | 22,531          | 22,837           | 22,945          | 22,959         | 23,176          | 23,462           | 23,708          |
| 19                                   | Private earnings .....   | 103,022         | 105,221          | 108,555         | 112,810        | 111,301         | 113,410          | 116,071         | 17,719          | 17,955           | 18,039          | 17,942         | 18,163          | 18,486           | 18,709          |
| 20                                   | Agricultural services, forestry, fishing, and other <sup>6</sup> ..... | 702             | 713              | 743             | 764            | 783             | 791              | 833             | 84              | 87               | 92              | 90             | 92              | 94               | 98              |
| 21                                   | Mining .....   | 722             | 731              | 724             | 698            | 676             | 705              | 696             | 1,460           | 1,478            | 1,425           | 1,341          | 1,273           | 1,317            | 1,317           |
| 22                                   | Construction .....   | 7,813           | 8,002            | 8,250           | 8,493          | 8,727           | 8,529            | 8,807           | 1,351           | 1,325            | 1,336           | 1,320          | 1,324           | 1,309            | 1,336           |
| 23                                   | Manufacturing .....  | 16,393          | 16,526           | 16,466          | 16,248         | 16,254          | 16,491           | 16,730          | 3,379           | 3,416            | 3,425           | 3,373          | 3,458           | 3,481            | 3,518           |
| 24                                   | Durable goods .....  | 8,557           | 8,661            | 8,610           | 8,346          | 8,281           | 8,460            | 8,684           | 1,856           | 1,904            | 1,906           | 1,870          | 1,899           | 1,916            | 1,916           |
| 25                                   | Non-durable goods .....  | 7,836           | 7,865            | 7,856           | 7,903          | 7,973           | 8,030            | 8,046           | 1,523           | 1,512            | 1,520           | 1,503          | 1,559           | 1,565            | 1,603           |
| 26                                   | Transportation and public utilities .....                              | 9,231           | 9,523            | 9,768           | 9,897          | 9,798           | 9,738            | 9,919           | 1,699           | 1,735            | 1,725           | 1,696          | 1,652           | 1,731            | 1,664           |
| 27                                   | Wholesale trade .....  | 6,885           | 7,097            | 7,317           | 7,594          | 7,710           | 7,969            | 8,155           | 1,077           | 1,096            | 1,087           | 1,119          | 1,124           | 1,138            | 1,163           |
| 28                                   | Retail trade .....   | 11,912          | 11,336           | 11,454          | 11,806         | 11,828          | 12,104           | 12,304          | 2,145           | 2,166            | 2,174           | 2,187          | 2,231           | 2,253            | 2,278           |
| 29                                   | Finance, insurance, and real estate .....                              | 9,714           | 10,090           | 10,473          | 10,887         | 11,026          | 11,308           | 11,506          | 927             | 941              | 972             | 980            | 1,014           | 1,051            | 1,062           |
| 30                                   | Services .....   | 40,368          | 41,202           | 43,360          | 46,423         | 44,438          | 45,775           | 47,122          | 5,597           | 5,710            | 5,803           | 5,834          | 5,995           | 6,113            | 6,273           |
| 31                                   | Government and government enterprises .....                            | 33,502          | 33,726           | 33,887          | 34,642         | 34,816          | 35,353           | 35,592          | 4,812           | 4,882            | 4,906           | 5,018          | 5,014           | 4,976            | 4,999           |
| 32                                   | Federal, civilian .....  | 11,404          | 11,473           | 11,535          | 11,748         | 11,829          | 11,920           | 12,022          | 59,225          | 59,425           | 59,800          | 61,133         | 61,663          | 62,214           | 62,776          |
| 33                                   | Military .....   | 7,849           | 7,776            | 7,710           | 7,931          | 7,928           | 8,037            | 8,076           | 145             | 145              | 145             | 147            | 147             | 146              | 147             |
| 34                                   | State and local .....  | 14,889          | 15,154           | 15,333          | 15,505         | 15,762          | 16,241           | 16,378          | 3,470           | 3,532            | 3,539           | 3,653          | 3,646           | 3,623            | 3,634           |

| Line                                 | Item   | Oklahoma        |                  |                 |                |                 |                  | Texas           |                 |                  |                 |                |                 |                  |                 |
|--------------------------------------|--|-----------------|------------------|-----------------|----------------|-----------------|------------------|-----------------|-----------------|------------------|-----------------|----------------|-----------------|------------------|-----------------|
|                                      |  | 1998            |                  |                 | 1999           |                 |                  | 1998            |                 |                  | 1999            |                |                 |                  |                 |
|                                      |  | II <sup>r</sup> | III <sup>r</sup> | IV <sup>r</sup> | I <sup>r</sup> | II <sup>r</sup> | III <sup>r</sup> | IV <sup>p</sup> | II <sup>r</sup> | III <sup>r</sup> | IV <sup>r</sup> | I <sup>r</sup> | II <sup>r</sup> | III <sup>r</sup> | IV <sup>p</sup> |
| <b>Income by Place of Residence</b>  |  |                 |                  |                 |                |                 |                  |                 |                 |                  |                 |                |                 |                  |                 |
| 1                                    | Personal income (lines 4-11) .....                                     | 72,860          | 73,727           | 74,532          | 75,100         | 75,993          | 76,610           | 78,560          | 495,013         | 504,323          | 512,555         | 521,326        | 528,315         | 533,465          | 543,593         |
| 2                                    | Nonfarm personal income .....  | 72,328          | 73,144           | 73,552          | 74,413         | 75,070          | 76,029           | 77,455          | 492,906         | 502,059          | 508,927         | 517,011        | 522,678         | 530,224          | 538,629         |
| 3                                    | Farm income (line 17) .....  | 532             | 583              | 980             | 687            | 923             | 582              | 1,105           | 2,107           | 2,264            | 3,628           | 4,315          | 5,636           | 3,242            | 4,964           |
| <b>Derivation of Personal Income</b> |  |                 |                  |                 |                |                 |                  |                 |                 |                  |                 |                |                 |                  |                 |
| 4                                    | Earnings by place of work (lines 12-16 or 17-34) .....                 | 50,717          | 51,307           | 51,969          | 52,311         | 52,957          | 53,310           | 54,924          | 383,627         | 391,918          | 399,515         | 407,133        | 412,729         | 416,534          | 424,711         |
| 5                                    | Less: Personal contributions for social insurance <sup>2</sup> .....   | 3,025           | 3,044            | 3,042           | 3,094          | 3,104           | 3,135            | 3,191           | 22,028          | 22,414           | 22,642          | 23,143         | 23,271          | 23,510           | 23,759          |
| 6                                    | Plus: Adjustment for residence <sup>3</sup> .....                      | 826             | 843              | 857             | 874            | 884             | 900              | 914             | -929            | -963             | -980            | -1,000         | -1,012          | -1,022           | -1,031          |
| 7                                    | Equals: Net earnings by place of residence .....                       | 48,518          | 49,105           | 49,784          | 50,092         | 50,737          | 51,075           | 52,646          | 360,670         | 368,541          | 375,893         | 382,990        | 388,447         | 392,002          | 399,922         |
| 8                                    | Plus: Dividends, interest, and rent <sup>4</sup> .....                 | 12,938          | 13,149           | 13,213          | 13,200         | 13,427          | 13,616           | 13,891          | 75,118          | 76,357           | 76,862          | 77,204         | 78,205          | 79,249           | 80,896          |
| 9                                    | Plus: Transfer payments .....  | 11,404          | 11,473           | 11,535          | 11,748         | 11,829          | 11,920           | 12,022          | 59,225          | 59,425           | 59,800          | 61,133         | 61,663          | 62,214           | 62,776          |
| 10                                   | State unemployment insurance benefits .....                            | 98              | 115              | 119             | 135            | 143             | 138              | 132             | 958             | 991              | 1,108           | 1,222          | 1,301           | 1,261            | 1,156           |
| 11                                   | Transfers excluding State unemployment insurance benefits .....        | 11,305          | 11,358           | 11,415          | 11,613         | 11,686          | 11,782           | 11,890          | 58,267          | 58,434           | 58,692          | 59,911         | 60,362          | 60,953           | 61,620          |
| <b>Earnings by Place of Work</b>     |  |                 |                  |                 |                |                 |                  |                 |                 |                  |                 |                |                 |                  |                 |
| Components of earnings:              |  |                 |                  |                 |                |                 |                  |                 |                 |                  |                 |                |                 |                  |                 |
| 12                                   | Wage and salary disbursements .....                                    | 37,575          | 38,019           | 38,176          | 38,652         | 38,920          | 39,467           | 40,327          | 289,864         | 296,564          | 301,097         | 306,360        | 309,149         | 313,635          | 318,165         |
| 13                                   | Other labor income .....   | 5,593           | 5,605            | 5,601           | 5,654          | 5,664           | 5,705            | 5,795           | 33,999          | 34,500           | 34,751          | 35,232         | 35,302          | 35,609           | 35,970          |
| 14                                   | Proprietors' income <sup>5</sup> .....                                 | 7,549           | 7,683            | 8,192           | 8,005          | 8,372           | 8,136            | 8,801           | 59,765          | 60,855           | 63,668          | 65,540         | 68,278          | 67,291           | 70,576          |
| 15                                   | Farm proprietors' income .....   | 354             | 405              | 801             | 503            | 733             | 386              | 903             | 1,344           | 1,498            | 2,856           | 3,531          | 4,835           | 2,423            | 4,128           |
| 16                                   | Nonfarm proprietors' income .....                                      | 7,195           | 7,279            | 7,392           | 7,501          | 7,639           | 7,751            | 7,898           | 58,421          | 59,357           | 60,812          | 62,010         | 63,443          | 64,868           | 66,448          |
| <b>Earnings by Industry</b>          |  |                 |                  |                 |                |                 |                  |                 |                 |                  |                 |                |                 |                  |                 |
| 17                                   | Farm earnings .....  | 532             | 583              | 980             | 687            | 923             | 582              | 1,105           | 2,107           | 2,264            | 3,628           | 4,315          | 5,636           | 3,242            | 4,964           |
| 18                                   | Nonfarm earnings .....   | 50,185          | 50,724           | 50,989          | 51,624         | 52,034          | 52,728           | 53,819          | 381,520         | 389,654          | 395,887         | 402,818        | 407,093         | 413,293          | 419,747         |
| 19                                   | Private earnings .....   | 39,758          | 40,242           | 40,443          | 40,747         | 41,141          | 41,766           | 42,753          | 324,223         | 331,893          | 337,698         | 343,003        | 348,076         | 352,801          | 358,097         |
| 20                                   | Agricultural services, forestry, fishing, and other <sup>6</sup> ..... | 252             | 252              | 265             | 279            | 284             | 290              | 303             | 2,169           | 2,171            | 2,280           | 2,422          | 2,440           | 2,517            | 2,648           |
| 21                                   | Mining .....   | 2,601           | 2,598            | 2,577           | 2,532          | 2,528           | 2,502            | 2,502           | 18,941          | 18,879           | 18,846          | 18,120         | 18,097          | 18,079           | 18,033          |
| 22                                   | Construction .....   | 2,482           | 2,533            | 2,560           | 2,647          | 2,777           | 2,812            | 2,883           | 24,944          | 24,820           | 25,620          | 25,923         | 26,330          | 26,648           | 27,239          |
| 23                                   | Manufacturing .....  | 8,137           | 8,142            | 8,147           | 8,041          | 7,989           | 8,174            | 8,468           | 53,901          | 56,080           | 55,116          | 55,122         | 55,337          | 54,990           | 55,101          |
| 24                                   | Durable goods .....  | 4,840           | 4,841            | 4,831           | 4,790          | 4,708           | 4,777            | 5,021           | 33,605          | 35,689           | 34,739          | 34,713         | 34,649          | 34,270           | 34,399          |
| 25                                   | Non-durable goods .....  | 3,297           | 3,301            | 3,316           | 3,251          | 3,281           | 3,396            | 3,448           | 20,296          | 20,392           | 20,378          | 20,409         | 20,687          | 20,720           | 20,702          |
| 26                                   | Transportation and public utilities .....                              | 4,117           | 4,147            | 4,234           | 4,113          | 4,140           | 4,146            | 4,200           | 33,938          | 34,821           | 35,660          | 36,948         | 36,797          | 37,374           | 38,078          |
| 27                                   | Wholesale trade .....  | 2,525           | 2,570            | 2,533           | 2,649          | 2,579           | 2,651            | 2,715           | 27,034          | 27,770           | 28,571          | 29,283         | 29,290          | 30,791           | 30,104          |
| 28                                   | Retail trade .....   | 4,806           | 4,858            | 4,871           | 4,994          |                 |                  |                 |                 |                  |                 |                |                 |                  |                 |

and Earnings by Industry<sup>1</sup>, 1998:II—1999:IV—Continued

adjusted at annual rates]

| Southwest       |                  |                 |                |                 |                  |                 |                 | Arizona         |                  |                 |                |                 |                  |                 |                 | New Mexico      |                  |                 |                |                 |                  |                 |                 | Line |
|-----------------|------------------|-----------------|----------------|-----------------|------------------|-----------------|-----------------|-----------------|------------------|-----------------|----------------|-----------------|------------------|-----------------|-----------------|-----------------|------------------|-----------------|----------------|-----------------|------------------|-----------------|-----------------|------|
| 1998            |                  |                 | 1999           |                 |                  |                 |                 | 1998            |                  |                 | 1999           |                 |                  |                 |                 | 1998            |                  |                 | 1999           |                 |                  |                 |                 |      |
| II <sup>r</sup> | III <sup>r</sup> | IV <sup>r</sup> | I <sup>r</sup> | II <sup>r</sup> | III <sup>r</sup> | IV <sup>r</sup> | IV <sup>p</sup> | II <sup>r</sup> | III <sup>r</sup> | IV <sup>r</sup> | I <sup>r</sup> | II <sup>r</sup> | III <sup>r</sup> | IV <sup>r</sup> | IV <sup>p</sup> | II <sup>r</sup> | III <sup>r</sup> | IV <sup>r</sup> | I <sup>r</sup> | II <sup>r</sup> | III <sup>r</sup> | IV <sup>r</sup> | IV <sup>p</sup> |      |
| 715,809         | 729,125          | 741,186         | 750,825        | 762,900         | 770,545          | 785,928         | 111,652         | 114,212         | 116,545          | 116,817         | 116,817        | 120,395         | 121,932          | 124,549         | 36,283          | 36,862          | 37,555           | 37,581          | 38,198         | 38,537          | 39,226           | 1               |                 |      |
| 711,880         | 724,953          | 734,833         | 744,000        | 754,623         | 765,291          | 778,250         | 110,873         | 113,479         | 115,561          | 115,848         | 115,848        | 119,478         | 121,186          | 123,668         | 35,772          | 36,272          | 36,794           | 36,728          | 37,396         | 37,853          | 38,498           | 2               |                 |      |
| 3,929           | 4,171            | 6,353           | 6,825          | 8,277           | 5,254            | 7,678           | 779             | 734             | 984              | 969             | 969            | 917             | 746              | 881             | 511             | 590             | 761              | 854             | 801            | 684             | 728              | 3               |                 |      |
| 537,270         | 548,678          | 559,734         | 567,371        | 577,335         | 582,557          | 594,708         | 77,956          | 80,071          | 82,243           | 82,069          | 85,307         | 86,214          | 88,116           | 24,970          | 25,382          | 26,006          | 25,858           | 26,342          | 26,500         | 26,957          | 4                |                 |                 |      |
| 31,338          | 31,876           | 32,219          | 32,767         | 33,128          | 33,452           | 33,869          | 4,819           | 4,935           | 5,031            | 5,035           | 5,229          | 5,272           | 5,364            | 1,466           | 1,482           | 1,504           | 1,495            | 1,524           | 1,535          | 1,555           | 5                |                 |                 |      |
| 349             | 339              | 353             | 383            | 370             | 386              | 398             | 359             | 363             | 376              | 401             | 388            | 397             | 402              | 93              | 97              | 99              | 108              | 109             | 112            | 116             | 6                |                 |                 |      |
| 506,281         | 517,142          | 527,868         | 534,987        | 544,576         | 549,492          | 561,236         | 73,496          | 75,500          | 77,589           | 77,435          | 80,465         | 81,339          | 83,153           | 23,956          | 23,997          | 24,602          | 24,470           | 24,927          | 25,076         | 25,515          | 7                |                 |                 |      |
| 118,101         | 120,169          | 120,910         | 121,467        | 123,191         | 125,070          | 127,818         | 22,924          | 23,418          | 23,553           | 23,684          | 24,123         | 24,637          | 25,278           | 7,122           | 7,245           | 7,282           | 7,320            | 7,436           | 7,568          | 7,753           | 8                |                 |                 |      |
| 91,427          | 91,813           | 92,408          | 94,371         | 95,132          | 95,983           | 96,874          | 15,232          | 15,295          | 15,403           | 15,699          | 15,806         | 15,956          | 16,118           | 5,566           | 5,621           | 5,671           | 5,791            | 5,835           | 5,893          | 5,958           | 9                |                 |                 |      |
| 1,336           | 1,357            | 1,494           | 1,628          | 1,711           | 1,673            | 1,563           | 194             | 163             | 177              | 181             | 180            | 189             | 191              | 86              | 88              | 89              | 89               | 87              | 86             | 83              | 10               |                 |                 |      |
| 90,091          | 90,456           | 90,914          | 92,744         | 93,421          | 94,309           | 95,311          | 15,039          | 15,132          | 15,226           | 15,518          | 15,626         | 15,767          | 15,927           | 5,480           | 5,532           | 5,580           | 5,703            | 5,748           | 5,807          | 5,874           | 11               |                 |                 |      |
| 409,875         | 419,221          | 425,918         | 431,202        | 437,507         | 443,641          | 450,868         | 62,962          | 64,864          | 66,488           | 66,245          | 69,042         | 69,900          | 71,390           | 19,474          | 19,774          | 20,157          | 19,945           | 20,395          | 20,639         | 20,986          | 12               |                 |                 |      |
| 49,489          | 50,156           | 50,573          | 50,990         | 51,393          | 51,799           | 52,387          | 7,081           | 7,214           | 7,341            | 7,272           | 7,545          | 7,601           | 7,708            | 2,816           | 2,837           | 2,882           | 2,832            | 2,882           | 2,883          | 2,914           | 13               |                 |                 |      |
| 77,905          | 79,301           | 83,243          | 85,178         | 88,435          | 91,718           | 91,453          | 7,913           | 7,993           | 8,415            | 8,552           | 8,720          | 8,713           | 9,018            | 2,679           | 2,770           | 2,968           | 3,081            | 3,065           | 2,977          | 3,058           | 14               |                 |                 |      |
| 2,503           | 2,746            | 4,921           | 5,359          | 6,766           | 3,693            | 6,071           | 464             | 422             | 672              | 646             | 578            | 390             | 510              | 341             | 422             | 591             | 679              | 619             | 494            | 530             | 15               |                 |                 |      |
| 75,403          | 76,555           | 78,322          | 79,819         | 81,670          | 83,425           | 85,382          | 7,449           | 7,571           | 7,742            | 7,906           | 8,142          | 8,323           | 8,508            | 2,338           | 2,348           | 2,377           | 2,402            | 2,446           | 2,484          | 2,528           | 16               |                 |                 |      |
| 3,929           | 4,171            | 6,353           | 6,825          | 8,277           | 5,254            | 7,678           | 779             | 734             | 984              | 969             | 917            | 746             | 881              | 511             | 590             | 761             | 854              | 801             | 684            | 728             | 17               |                 |                 |      |
| 533,341         | 544,507          | 553,381         | 560,546        | 569,057         | 577,304          | 587,030         | 77,177          | 79,338          | 81,259           | 81,100          | 84,390         | 85,468          | 87,235           | 24,459          | 24,791          | 25,246          | 25,004           | 25,540          | 25,815         | 26,229          | 18               |                 |                 |      |
| 446,374         | 456,723          | 464,713         | 470,414        | 479,018         | 485,493          | 493,652         | 64,742          | 66,655          | 68,415           | 68,577          | 71,352         | 72,087          | 73,604           | 17,652          | 17,943          | 18,157          | 18,087           | 18,449          | 18,839         | 19,198          | 19               |                 |                 |      |
| 3,288           | 3,310            | 3,460           | 3,643          | 3,776           | 3,972            | 704             | 704             | 725             | 745              | 758             | 783            | 792             | 837              | 162             | 162             | 172             | 170              | 184             | 172            | 176             | 185              | 20              |                 |      |
| 23,050          | 22,972           | 22,877          | 22,010         | 21,989          | 22,044           | 21,907          | 696             | 703             | 675              | 629             | 621            | 701             | 607              | 812             | 792             | 772             | 729              | 744             | 762            | 765             | 21               |                 |                 |      |
| 34,423          | 34,927           | 35,882          | 36,413         | 37,191          | 37,583           | 38,405          | 5,765           | 5,927           | 6,064            | 6,227           | 6,433          | 6,453           | 6,580            | 1,682           | 1,647           | 1,638           | 1,616            | 1,651           | 1,669          | 1,703           | 22               |                 |                 |      |
| 74,471          | 76,740           | 76,209          | 75,132         | 76,040          | 75,996           | 76,580          | 10,589          | 10,687          | 11,136           | 10,914          | 10,914         | 10,983          | 11,117           | 1,845           | 1,831           | 1,809           | 1,776            | 1,800           | 1,848          | 1,893           | 23               |                 |                 |      |
| 48,459          | 50,605           | 50,100          | 49,112         | 49,686          | 49,485           | 50,017          | 8,679           | 8,743           | 9,199            | 8,302           | 8,987          | 9,073           | 9,196            | 1,335           | 1,332           | 1,331           | 1,306            | 1,342           | 1,365          | 1,401           | 24               |                 |                 |      |
| 26,012          | 26,135           | 26,109          | 26,201         | 26,354          | 26,510           | 26,563          | 1,909           | 1,944           | 1,937            | 1,892           | 1,928          | 1,911           | 1,921            | 510             | 499             | 478             | 458              | 484             | 494            | 521             | 25               |                 |                 |      |
| 43,901          | 44,973           | 46,019          | 47,083         | 47,152          | 47,751           | 48,624          | 4,407           | 4,527           | 4,624            | 4,555           | 4,717          | 4,701           | 4,791            | 1,438           | 1,477           | 1,500           | 1,466            | 1,499           | 1,531          | 1,556           | 26               |                 |                 |      |
| 35,476          | 36,441           | 37,293          | 38,239         | 38,272          | 39,848           | 39,333          | 4,907           | 5,064           | 5,143            | 5,246           | 5,351          | 5,339           | 5,423            | 1,009           | 1,037           | 1,046           | 1,061            | 1,052           | 1,066          | 1,091           | 27               |                 |                 |      |
| 49,799          | 50,680           | 51,358          | 52,491         | 53,603          | 54,323           | 55,241          | 8,090           | 8,378           | 8,512            | 8,847           | 8,901          | 9,062           | 2,657            | 2,692           | 2,700           | 2,735           | 2,763            | 2,790           | 2,818          | 2,848           | 28               |                 |                 |      |
| 39,037          | 40,389           | 42,271          | 42,284         | 43,956          | 44,252           | 45,312          | 7,281           | 7,582           | 7,969            | 8,022           | 8,426          | 8,431           | 8,639            | 1,277           | 1,315           | 1,383           | 1,379            | 1,444           | 1,461          | 1,479           | 29               |                 |                 |      |
| 142,929         | 146,310          | 149,344         | 153,119        | 157,136         | 159,919          | 164,278         | 22,302          | 23,062          | 23,626           | 24,434          | 25,260         | 25,785          | 26,547           | 6,279           | 6,990           | 7,132           | 7,141            | 7,325           | 7,535          | 7,709           | 30               |                 |                 |      |
| 86,967          | 87,785           | 88,668          | 90,132         | 90,400          | 91,811           | 93,378          | 12,435          | 12,682          | 12,844           | 12,522          | 13,039         | 13,381          | 13,631           | 6,807           | 6,849           | 7,089           | 6,917            | 7,091           | 6,976          | 7,031           | 31               |                 |                 |      |
| 17,658          | 17,867           | 18,129          | 18,922         | 18,805          | 18,674           | 18,703          | 2,543           | 2,576           | 2,583            | 2,583           | 2,618          | 2,603           | 2,769            | 1,736           | 1,765           | 1,789           | 1,811            | 1,811           | 1,799          | 1,812           | 32               |                 |                 |      |
| 9,308           | 9,256            | 9,185           | 9,380          | 9,249           | 9,286            | 9,285           | 1,155           | 1,153           | 1,148            | 1,148           | 1,165          | 1,163           | 1,163            | 722             | 710             | 691             | 690              | 678             | 677            | 676             | 33               |                 |                 |      |
| 60,001          | 60,662           | 61,354          | 61,829         | 61,986          | 63,851           | 65,390          | 8,737           | 8,953           | 9,113            | 8,553           | 9,061          | 9,414           | 9,698            | 4,349           | 4,374           | 4,613           | 4,411            | 4,602           | 4,500          | 4,544           | 34               |                 |                 |      |
| Rocky Mountain  |                  |                 |                |                 |                  |                 |                 | Colorado        |                  |                 |                |                 |                  |                 |                 | Idaho           |                  |                 |                |                 |                  |                 |                 | Line |
| 1998            |                  |                 | 1999           |                 |                  |                 |                 | 1998            |                  |                 | 1999           |                 |                  |                 |                 | 1998            |                  |                 | 1999           |                 |                  |                 |                 |      |
| II <sup>r</sup> | III <sup>r</sup> | IV <sup>r</sup> | I <sup>r</sup> | II <sup>r</sup> | III <sup>r</sup> | IV <sup>r</sup> | IV <sup>p</sup> | II <sup>r</sup> | III <sup>r</sup> | IV <sup>r</sup> | I <sup>r</sup> | II <sup>r</sup> | III <sup>r</sup> | IV <sup>r</sup> | IV <sup>p</sup> | II <sup>r</sup> | III <sup>r</sup> | IV <sup>r</sup> | I <sup>r</sup> | II <sup>r</sup> | III <sup>r</sup> | IV <sup>r</sup> | IV <sup>p</sup> |      |
| 220,674         | 224,490          | 229,708         | 233,524        | 238,102         | 240,979          | 246,394         | 117,481         | 119,708         | 122,458          | 124,639         | 127,480        | 129,371         | 132,464          | 26,797          | 27,337          | 28,095          | 28,721           | 29,093          | 29,458         | 30,114          | 1                |                 |                 |      |
| 219,033         | 222,599          | 228,549         | 230,565        | 234,907         | 238,591          | 242,973         | 116,853         | 119,046         | 121,484          | 123,689         | 126,477        | 128,534         | 131,296          | 26,050          | 26,516          | 26,914          | 27,510           | 27,821          | 28,419         | 28,951          | 2                |                 |                 |      |
| 1,641           | 1,891            | 3,159           | 2,960          | 3,195           | 2,388            | 3,421           | 627             | 662             | 975              | 951             | 1,003          | 837             | 1,168            | 748             | 822             | 1,180           | 1,211            | 1,272           | 1,039          | 1,163           | 3                |                 |                 |      |
| 162,207         | 165,125          | 170,091         | 173,444        | 177,203         | 179,011          | 182,961         | 88,787          | 90,604          | 93,252           | 95,207          | 97,658         | 99,010          | 101,424          | 18,608          | 19,009          | 19,715          | 20,275           | 20,526          | 20,747         | 21,162          | 4                |                 |                 |      |
| 9,342           | 9,465            | 9,646           | 9,906          | 10,074          | 10,189           | 10,315          | 4,913           | 5,000           | 5,116            | 5,255           | 5,373          | 5,435           | 5,532            | 1,086           | 1,102           | 1,119           | 1,159            | 1,166           | 1,191          | 1,203           | 5                |                 |                 |      |
| 430             | 440              | 448             | 454            | 454             | 468              | 463             | 112             | 113             | 111              | 110             | 108            | 110             | 108              | 319             | 326             | 332             | 337              | 338             | 353            | 347             | 6                |                 |                 |      |
| 153,294         | 156,101          | 160,893         | 163,992        | 167,583         | 169,289          | 173,110         | 83,987          | 85,718          | 88,248           | 90,062          | 92,393         | 93,685          | 96,000           | 17,840          | 18,233          | 18,528          | 19,453           | 19,698          | 19,909         | 20,305          | 7                |                 |                 |      |
| 43,443          | 44,250           | 44,489          | 44,757         | 45,574          | 46,511           | 47,878          | 22,436          | 22,863          | 23,009           | 23,157          | 23,584         | 24,066          | 24,716           | 5,429           | 5,528           | 5,584           | 5,689            | 5,689           | 5,809          | 6,030           | 8                |                 |                 |      |
| 23,936          | 24,139           | 24,326          | 24,775         | 24,945          | 25,179           | 25,407          | 11,058          | 11,127          | 11,202           | 11,420          | 11,503         | 11,620          | 11,748           | 3,528           | 3,576           | 3,613           | 3,682            | 3,706           | 3,740          | 3,779           | 9                |                 |                 |      |
| 431             | 436              | 446             | 442            | 445             | 459              | 440             | 147             | 141             | 143              | 143             | 144            | 156             | 164              | 113             | 116             | 116             | 112              | 108             | 106            | 105             | 10               |                 |                 |      |
| 23,505          | 23,703           | 23,881          | 24,333         | 24,500          | 24,719           | 24,967          | 10,911          | 10,986          | 11,059           | 11,277          | 11,358         | 11,464          | 11,584           | 3,415           | 3,460           | 3,497           | 3,570            | 3,598           | 3              |                 |                  |                 |                 |      |

Table 7.—Personal Income by Major Source

[Millions of dollars, seasonally]

| Line                                 | Item   | Montana         |                  |                 |                |                 |                  | Utah            |                 |                  |                 |                |                 |                  |                 |
|--------------------------------------|--|-----------------|------------------|-----------------|----------------|-----------------|------------------|-----------------|-----------------|------------------|-----------------|----------------|-----------------|------------------|-----------------|
|                                      |  | 1998            |                  |                 | 1999           |                 |                  | 1998            |                 |                  | 1999            |                |                 |                  |                 |
|                                      |  | II <sup>r</sup> | III <sup>r</sup> | IV <sup>r</sup> | I <sup>r</sup> | II <sup>r</sup> | III <sup>r</sup> | IV <sup>p</sup> | II <sup>r</sup> | III <sup>r</sup> | IV <sup>r</sup> | I <sup>r</sup> | II <sup>r</sup> | III <sup>r</sup> | IV <sup>p</sup> |
| <b>Income by Place of Residence</b>  |  |                 |                  |                 |                |                 |                  |                 |                 |                  |                 |                |                 |                  |                 |
| 1                                    | Personal income (lines 4-11) .....                                     | 18,497          | 18,626           | 19,357          | 19,386         | 19,743          | 19,404           | 20,261          | 46,346          | 47,066           | 47,907          | 48,533         | 49,436          | 50,200           | 50,812          |
| 2                                    | Nonfarm personal income .....  | 18,427          | 18,471           | 18,698          | 19,069         | 19,332          | 19,279           | 19,661          | 46,173          | 46,876           | 47,667          | 48,317         | 49,229          | 50,006           | 50,598          |
| 3                                    | Farm income (line 17) .....  | 70              | 156              | 659             | 316            | 411             | 125              | 600             | 173             | 189              | 240             | 216            | 207             | 194              | 214             |
| <b>Derivation of Personal Income</b> |  |                 |                  |                 |                |                 |                  |                 |                 |                  |                 |                |                 |                  |                 |
| 4                                    | Earnings by place of work (lines 12-16 or 17-34) .....                 | 11,878          | 11,890           | 12,596          | 12,585         | 12,862          | 12,387           | 13,056          | 35,240          | 35,755           | 36,531          | 37,053         | 37,787          | 38,342           | 38,684          |
| 5                                    | Less: Personal contributions for social insurance <sup>2</sup> .....   | 818             | 809              | 820             | 847            | 857             | 841              | 851             | 2,043           | 2,063            | 2,097           | 2,137          | 2,173           | 2,199            | 2,207           |
| 6                                    | Plus: Adjustment for residence <sup>3</sup> .....                      | -5              | -3               | -3              | -4             | -4              | -2               | 21              | 23              | 26               | 28              | 28             | 27              | 29               |                 |
| 7                                    | Equals: Net earnings by place of residence .....                       | 11,055          | 11,078           | 11,772          | 11,734         | 12,001          | 11,545           | 12,203          | 33,219          | 33,714           | 34,460          | 34,944         | 35,642          | 36,169           | 36,506          |
| 8                                    | Plus: Dividends, interest, and rent <sup>4</sup> .....                 | 4,398           | 4,464            | 4,470           | 4,489          | 4,563           | 4,654            | 4,830           | 8,291           | 8,477            | 8,538           | 8,594          | 8,760           | 8,954            | 9,195           |
| 9                                    | Plus: Transfer payments .....  | 3,045           | 3,084            | 3,115           | 3,164          | 3,179           | 3,206            | 3,228           | 4,836           | 4,875            | 4,909           | 4,995          | 5,033           | 5,077            | 5,111           |
| 10                                   | State unemployment insurance benefits .....                            | 60              | 60               | 61              | 62             | 60              | 64               | 59              | 85              | 93               | 97              | 96             | 102             | 103              | 90              |
| 11                                   | Transfers excluding State unemployment insurance benefits .....        | 2,985           | 3,024            | 3,053           | 3,101          | 3,119           | 3,142            | 3,168           | 4,751           | 4,782            | 4,812           | 4,899          | 4,931           | 4,974            | 5,021           |
| <b>Earnings by Place of Work</b>     |  |                 |                  |                 |                |                 |                  |                 |                 |                  |                 |                |                 |                  |                 |
| Components of earnings:              |  |                 |                  |                 |                |                 |                  |                 |                 |                  |                 |                |                 |                  |                 |
| 12                                   | Wage and salary disbursements .....                                    | 9,046           | 8,983            | 9,152           | 9,411          | 9,554           | 9,409            | 9,561           | 28,362          | 28,791           | 29,397          | 29,818         | 30,427          | 30,931           | 31,152          |
| 13                                   | Other labor income .....   | 1,257           | 1,244            | 1,259           | 1,290          | 1,303           | 1,272            | 1,287           | 3,586           | 3,603            | 3,661           | 3,699          | 3,766           | 3,763            | 3,785           |
| 14                                   | Proprietors' income <sup>5</sup> .....                                 | 1,575           | 1,663            | 2,184           | 1,884          | 2,006           | 1,707            | 2,208           | 3,292           | 3,361            | 3,373           | 3,536          | 3,595           | 3,647            | 3,747           |
| 15                                   | Farm proprietors' income .....   | -67             | 19               | 522             | 176            | 266             | -25              | 445             | 75              | 92               | 143             | 116            | 103             | 86               | 102             |
| 16                                   | Nonfarm proprietors' income .....                                      | 1,642           | 1,643            | 1,663           | 1,708          | 1,740           | 1,732            | 1,763           | 3,217           | 3,269            | 3,330           | 3,420          | 3,492           | 3,561            | 3,645           |
| <b>Earnings by Industry</b>          |  |                 |                  |                 |                |                 |                  |                 |                 |                  |                 |                |                 |                  |                 |
| 17                                   | Farm earnings .....  | 70              | 156              | 659             | 316            | 411             | 125              | 600             | 173             | 189              | 240             | 216            | 207             | 194              | 214             |
| 18                                   | Nonfarm earnings .....   | 11,808          | 11,734           | 11,937          | 12,268         | 12,451          | 12,262           | 12,456          | 35,667          | 35,566           | 36,290          | 36,837         | 37,581          | 38,148           | 38,470          |
| 19                                   | Private earnings .....   | 9,201           | 9,098            | 9,284           | 9,523          | 9,687           | 9,609            | 9,776           | 28,596          | 29,136           | 29,628          | 30,144         | 30,710          | 31,391           | 31,655          |
| 20                                   | Agricultural services, forestry, fishing, and other <sup>6</sup> ..... | 93              | 94               | 100             | 104            | 106             | 103              | 109             | 137             | 143              | 145             | 150            | 154             | 158              | 169             |
| 21                                   | Mining .....   | 912             | 802              | 288             | 290            | 295             | 286              | 291             | 434             | 426              | 419             | 390            | 402             | 399              | 390             |
| 22                                   | Construction .....   | 294             | 376              | 866             | 944            | 980             | 891              | 910             | 2,773           | 2,834            | 2,844           | 3,012          | 3,017           | 3,050            | 3,143           |
| 23                                   | Manufacturing .....  | 1,093           | 888              | 931             | 932            | 932             | 932              | 919             | 4,945           | 4,982            | 4,960           | 4,989          | 5,087           | 5,041            | 5,025           |
| 24                                   | Durable goods .....  | 778             | 572              | 610             | 605            | 594             | 599              | 596             | 3,487           | 3,497            | 3,469           | 3,491          | 3,584           | 3,535            | 3,470           |
| 25                                   | Non-durable goods .....  | 315             | 316              | 320             | 327            | 338             | 333              | 323             | 1,458           | 1,485            | 1,511           | 1,497          | 1,503           | 1,507            | 1,555           |
| 26                                   | Transportation and public utilities .....                              | 957             | 978              | 976             | 1,007          | 1,029           | 999              | 1,012           | 2,588           | 2,662            | 2,613           | 2,697          | 2,696           | 2,667            | 2,696           |
| 27                                   | Wholesale trade .....  | 615             | 626              | 623             | 656            | 655             | 654              | 669             | 2,007           | 2,061            | 2,107           | 2,204          | 2,183           | 2,242            | 2,299           |
| 28                                   | Retail trade .....   | 1,405           | 1,420            | 1,448           | 1,481          | 1,481           | 1,499            | 1,518           | 3,606           | 3,661            | 3,752           | 3,722          | 3,829           | 4,231            | 3,968           |
| 29                                   | Finance, insurance, and real estate .....                              | 689             | 708              | 749             | 744            | 775             | 781              | 798             | 2,757           | 2,845            | 2,935           | 2,905          | 2,984           | 2,998            | 3,060           |
| 30                                   | Services .....   | 3,142           | 3,206            | 3,304           | 3,366          | 3,435           | 3,454            | 3,549           | 9,349           | 9,522            | 9,852           | 10,077         | 10,358          | 10,604           | 10,905          |
| 31                                   | Government and government enterprises .....                            | 2,606           | 2,637            | 2,654           | 2,746          | 2,763           | 2,853            | 2,681           | 6,471           | 6,429            | 6,663           | 6,693          | 6,870           | 6,757            | 6,815           |
| 32                                   | Federal, civilian .....  | 689             | 693              | 696             | 724            | 722             | 716              | 734             | 1,713           | 1,692            | 1,715           | 1,813          | 1,830           | 1,806            | 1,811           |
| 33                                   | Military .....   | 226             | 230              | 231             | 235            | 233             | 234              | 235             | 378             | 380              | 377             | 387            | 385             | 389              | 388             |
| 34                                   | State and local .....  | 1,691           | 1,715            | 1,727           | 1,786          | 1,808           | 1,703            | 1,712           | 4,381           | 4,356            | 4,571           | 4,494          | 4,656           | 4,563            | 4,616           |

<sup>r</sup> Preliminary.<sup>r</sup> Revised.<sup>p</sup> Not shown to avoid disclosure of confidential information, but the estimates for this item are included in the total.

1. The estimates of earnings for 1998-99 are based on the 1987 Standard Industrial Classification.

2. Personal contributions for social insurance are included in earnings by type and by industry, but they are excluded from personal income.

3. The adjustment for residence is the net inflow of the earnings of interarea commuters. For the United States,

4. Rental income of persons includes the capital consumption adjustment.

5. Proprietors' income includes the inventory valuation adjustment and the capital consumption adjustment.

6. "Other" consists of the wage and salary disbursements of U.S. residents employed by international organizations and foreign embassies and consulates in the United States.

NOTE.—The personal income level shown for the United States is derived as the sum of the State estimates. It differs from the estimate of personal income in the national income and product accounts (NIPA's) because of differences in coverage, in the methodologies used to prepare the estimates, and in the timing of the availability of source data. In particular, it differs from the NIPA estimate because, by definition, it omits the earnings of Federal

and Earnings by Industry <sup>1</sup>, 1998:II-1999:IV—Continued

adjusted at annual rates]

| Wyoming         |                  |                 |                |                 |                  |                 | Far West        |                  |                 |                |                 |                  |                 | Alaska          |                  |                 |                |                 |                  |                 | Line |
|-----------------|------------------|-----------------|----------------|-----------------|------------------|-----------------|-----------------|------------------|-----------------|----------------|-----------------|------------------|-----------------|-----------------|------------------|-----------------|----------------|-----------------|------------------|-----------------|------|
| 1998            |                  |                 | 1999           |                 |                  |                 | 1998            |                  |                 | 1999           |                 |                  |                 | 1998            |                  |                 | 1999           |                 |                  |                 |      |
| II <sup>r</sup> | III <sup>r</sup> | IV <sup>r</sup> | I <sup>r</sup> | II <sup>r</sup> | III <sup>r</sup> | IV <sup>r</sup> | II <sup>r</sup> | III <sup>r</sup> | IV <sup>r</sup> | I <sup>r</sup> | II <sup>r</sup> | III <sup>r</sup> | IV <sup>r</sup> | II <sup>r</sup> | III <sup>r</sup> | IV <sup>r</sup> | I <sup>r</sup> | II <sup>r</sup> | III <sup>r</sup> | IV <sup>r</sup> |      |
| 11,553          | 11,752           | 11,891          | 12,246         | 12,350          | 12,546           | 12,743          | 1,254,589       | 1,278,768        | 1,304,537       | 1,328,635      | 1,345,553       | 1,370,148        | 1,388,865       | 17,020          | 17,100           | 17,346          | 17,563         | 17,558          | 17,668           | 17,891          | 1    |
| 11,530          | 11,691           | 11,786          | 11,979         | 12,049          | 12,353           | 12,467          | 1,244,939       | 1,268,299        | 1,291,941       | 1,316,736      | 1,333,658       | 1,359,778        | 1,377,471       | 17,004          | 17,081           | 17,322          | 17,541         | 17,537          | 17,650           | 17,874          | 2    |
| 23              | 62               | 105             | 266            | 301             | 194              | 276             | 9,650           | 10,469           | 12,596          | 11,899         | 11,894          | 10,370           | 11,394          | 16              | 19               | 24              | 22             | 21              | 18               | 18              | 3    |
| 7,694           | 7,867            | 7,997           | 8,324          | 8,370           | 8,525            | 8,635           | 916,437         | 936,568          | 960,424         | 982,653        | 996,042         | 1,018,102        | 1,031,510       | 13,020          | 13,041           | 13,259          | 13,396         | 13,258          | 13,289           | 13,418          | 4    |
| 483             | 491              | 494             | 507            | 506             | 523              | 522             | 53,354          | 54,354           | 55,446          | 57,125         | 57,684          | 58,932           | 59,387          | 681             | 680              | 689             | 698            | 698             | 688              | 687             | 5    |
| -18             | -19              | -18             | -18            | -15             | -20              | -18             | -1,127          | -1,158           | -1,207          | -1,255         | -1,255          | -1,310           | -1,314          | -806            | -809             | -823            | -828           | -817            | -821             | -827            | 6    |
| 7,194           | 7,358            | 7,485           | 7,799          | 7,849           | 7,982            | 8,095           | 861,956         | 881,056          | 903,771         | 924,273        | 937,103         | 957,860          | 970,809         | 11,532          | 11,552           | 11,747          | 11,870         | 11,762          | 11,762           | 11,901          | 7    |
| 2,890           | 2,916            | 2,918           | 2,932          | 2,976           | 3,028            | 3,106           | 241,851         | 245,607          | 247,658         | 248,944        | 252,047         | 254,896          | 259,582         | 3,059           | 3,091            | 3,099           | 3,114          | 3,158           | 3,208            | 3,270           | 8    |
| 1,469           | 1,478            | 1,488           | 1,515          | 1,524           | 1,536            | 1,542           | 150,782         | 152,104          | 153,108         | 155,418        | 156,402         | 157,392          | 158,474         | 2,429           | 2,456            | 2,500           | 2,578          | 2,647           | 2,677            | 2,721           | 9    |
| 26              | 27               | 29              | 30             | 30              | 30               | 22              | 4,222           | 4,356            | 4,348           | 4,458          | 4,598           | 4,612            | 4,380           | 111             | 99               | 101             | 112            | 126             | 114              | 111             | 10   |
| 1,443           | 1,451            | 1,460           | 1,485          | 1,494           | 1,506            | 1,520           | 146,600         | 147,749          | 148,759         | 150,960        | 151,804         | 152,880          | 154,094         | 2,318           | 2,357            | 2,399           | 2,467          | 2,521           | 2,563            | 2,610           | 11   |
| 5,913           | 6,031            | 6,103           | 6,235          | 6,234           | 6,470            | 6,483           | 707,376         | 723,678          | 741,449         | 760,414        | 770,578         | 790,467          | 799,637         | 9,957           | 9,971            | 10,138          | 10,225         | 10,110          | 10,133           | 10,221          | 12   |
| 747             | 756              | 759             | 771            | 771             | 790              | 790             | 85,392          | 86,459           | 87,725          | 89,478         | 90,328          | 91,811           | 92,362          | 1,675           | 1,671            | 1,681           | 1,696          | 1,673           | 1,668            | 1,671           | 13   |
| 1,035           | 1,080            | 1,136           | 1,318          | 1,366           | 1,265            | 1,362           | 123,669         | 126,432          | 131,250         | 132,761        | 135,137         | 135,825          | 139,512         | 1,389           | 1,399            | 1,439           | 1,476          | 1,475           | 1,488            | 1,526           | 14   |
| -47             | -9               | 34              | 194            | 226             | 116              | 196             | 3,734           | 4,424            | 6,423           | 5,518          | 5,233           | 3,406            | 4,150           | 10              | 13               | 18              | 15             | 14              | 11               | 11              | 15   |
| 1,082           | 1,088            | 1,102           | 1,124          | 1,140           | 1,148            | 1,165           | 119,936         | 122,008          | 124,827         | 127,242        | 129,904         | 132,419          | 135,361         | 1,378           | 1,386            | 1,421           | 1,460          | 1,461           | 1,477            | 1,516           | 16   |
| 23              | 62               | 105             | 266            | 301             | 194              | 276             | 9,650           | 10,469           | 12,596          | 11,899         | 11,894          | 10,370           | 11,394          | 16              | 19               | 24              | 22             | 21              | 18               | 18              | 17   |
| 7,671           | 7,806            | 7,893           | 8,058          | 8,069           | 8,331            | 8,358           | 906,787         | 926,099          | 947,828         | 970,754        | 984,148         | 1,007,732        | 1,020,116       | 13,004          | 13,022           | 13,235          | 13,375         | 13,237          | 13,271           | 13,400          | 18   |
| 5,785           | 5,890            | 5,975           | 6,082          | 6,093           | 6,334            | 6,339           | 754,891         | 772,745          | 792,598         | 811,780        | 824,057         | 846,929          | 857,981         | 8,653           | 8,709            | 8,912           | 8,965          | 8,844           | 8,924            | 9,027           | 19   |
| 57              | 57               | 60              | 65             | 64              | 65               | 68              | 8,998           | 9,318            | 9,917           | 10,005         | 10,050          | 10,210           | 10,694          | 190             | 196              | 208             | 217            | 215             | 221              | 234             | 20   |
| 1,153           | 1,162            | 1,138           | 1,114          | 1,094           | 1,130            | 1,154           | (D)             | (D)              | (D)             | (D)            | (D)             | (D)              | (D)             | (D)             | (D)              | (D)             | (D)            | (D)             | (D)              | (D)             | 21   |
| 640             | 636              | 649             | 702            | 715             | 702              | 713             | (D)             | (D)              | (D)             | (D)            | (D)             | (D)              | (D)             | (D)             | (D)              | (D)             | (D)            | (D)             | (D)              | (D)             | 22   |
| 438             | 447              | 461             | 451            | 457             | 455              | 468             | 135,627         | 136,847          | 137,540         | 139,666        | 142,241         | 147,521          | 145,849         | 565             | 549              | 561             | 588            | 535             | 600              | 552             | 23   |
| 193             | 197              | 197             | 198            | 201             | 202              | 210             | 97,503          | 98,294           | 98,288          | 99,601         | 102,065         | 105,521          | 104,700         | 158             | 162              | 168             | 175            | 170             | 173              | 169             | 24   |
| 245             | 250              | 263             | 253            | 256             | 253              | 258             | 38,124          | 38,593           | 39,252          | 40,065         | 40,176          | 41,999           | 41,149          | 407             | 387              | 393             | 414            | 365             | 426              | 383             | 25   |
| 689             | 704              | 700             | 699            | 726             | 711              | 712             | 57,230          | 58,468           | 59,400          | 61,488         | 62,444          | 64,008           | 64,647          | 1,286           | 1,309            | 1,333           | 1,338          | 1,306           | 1,326            | 1,343           | 26   |
| 273             | 275              | 265             | 280            | 275             | 282              | 283             | 54,268          | 55,364           | 56,810          | 57,482         | 58,162          | 59,128           | 60,787          | 379             | 384              | 389             | 365            | 367             | 378              | 384             | 27   |
| 750             | 758              | 790             | 796            | 792             | 810              | 834             | 82,686          | 84,615           | 86,429          | 88,148         | 89,705          | 92,285           | 93,571          | 1,168           | 1,170            | 1,184           | 1,207          | 1,249           | 1,240            | 1,248           | 28   |
| 372             | 383              | 405             | 397            | 401             | 549              | 443             | 75,961          | 78,438           | 82,532          | 83,772         | 85,082          | 84,890           | 86,335          | 519             | 527              | 557             | 565            | 566             | 567              | 577             | 29   |
| 1,414           | 1,467            | 1,507           | 1,578          | 1,568           | 1,629            | 1,664           | 283,112         | 290,339          | 298,444         | 308,213        | 312,901         | 325,131          | 330,474         | 2,687           | 2,752            | 2,793           | 2,787          | 2,822           | 2,861            | 2,918           | 30   |
| 1,887           | 1,916            | 1,917           | 1,976          | 1,976           | 1,998            | 2,020           | 151,896         | 153,354          | 155,974         | 158,974        | 160,091         | 162,033          | 162,135         | 4,351           | 4,314            | 4,323           | 4,410          | 4,393           | 4,348            | 4,373           | 31   |
| 383             | 386              | 386             | 398            | 401             | 407              | 412             | 26,339          | 26,628           | 26,857          | 27,946         | 27,679          | 27,344           | 27,245          | 1,094           | 1,102            | 1,089           | 1,126          | 1,130           | 1,126            | 1,126           | 32   |
| 1,199           | 1,201            | 200             | 204            | 206             | 206              | 206             | 14,998          | 14,968           | 14,981          | 15,106         | 14,983          | 15,106           | 14,988          | 931             | 939              | 930             | 940            | 925             | 928              | 918             | 33   |
| 1,304           | 1,329            | 1,331           | 1,374          | 1,372           | 1,385            | 1,402           | 110,560         | 111,759          | 113,481         | 115,922        | 117,429         | 118,431          | 119,902         | 2,326           | 2,273            | 2,304           | 2,344          | 2,338           | 2,294            | 2,329           | 34   |
| Nevada          |                  |                 |                |                 |                  |                 | Oregon          |                  |                 |                |                 |                  |                 | Washington      |                  |                 |                |                 |                  |                 | Line |
| 1998            |                  |                 | 1999           |                 |                  |                 | 1998            |                  |                 | 1999           |                 |                  |                 | 1998            |                  |                 | 1999           |                 |                  |                 |      |
| II <sup>r</sup> | III <sup>r</sup> | IV <sup>r</sup> | I <sup>r</sup> | II <sup>r</sup> | III <sup>r</sup> | IV <sup>r</sup> | II <sup>r</sup> | III <sup>r</sup> | IV <sup>r</sup> | I <sup>r</sup> | II <sup>r</sup> | III <sup>r</sup> | IV <sup>r</sup> | II <sup>r</sup> | III <sup>r</sup> | IV <sup>r</sup> | I <sup>r</sup> | II <sup>r</sup> | III <sup>r</sup> | IV <sup>r</sup> |      |
| 50,314          | 51,370           | 52,616          | 53,799         | 54,512          | 55,105           | 56,238          | 84,436          | 85,470           | 86,570          | 88,293         | 89,094          | 90,619           | 91,925          | 161,594         | 165,183          | 168,222         | 170,380        | 171,610         | 177,543          | 178,023         | 1    |
| 50,254          | 51,310           | 52,551          | 53,746         | 54,456          | 55,048           | 56,175          | 83,734          | 84,739           | 85,696          | 87,664         | 88,444          | 89,983           | 91,142          | 160,226         | 163,722          | 166,359         | 169,118        | 170,283         | 176,226          | 176,371         | 2    |
| 60              | 61               | 65              | 53             | 56              | 57               | 62              | 703             | 731              | 874             | 629            | 650             | 636              | 783             | 1,368           | 1,461            | 1,863           | 1,262          | 1,327           | 1,317            | 1,653           | 3    |
| 36,657          | 37,529           | 38,807          | 39,921         | 40,325          | 40,554           | 41,315          | 59,611          | 60,265           | 61,261          | 62,909         | 63,335          | 64,428           | 65,174          | 116,608         | 119,603          | 122,554         | 124,318        | 124,728         | 130,267          | 129,459         | 4    |
| 2,040           | 2,080            | 2,144           | 2,219          | 2,233           | 2,237            | 2,270           | 3,715           | 3,738            | 3,776           | 3,921          | 3,930           | 3,987            | 4,008           | 7,120           | 7,273            | 7,398           | 7,592          | 7,573           | 7,918            | 7,792           | 5    |
| -677            | -695             | -725            | -752           | -753            | -752             | -766            | -1,718          | -1,718           | -1,734          | -1,802         | -1,820          | -1,830           | -1,870          | 1,932           | 1,932            | 1,951           | 2,020          | 2,042           | 2,029            | 2,090           | 6    |
| 33,940          | 34,754           | 35,937          | 36,950         | 37,340          | 37,566           | 38,278          | 54,178          | 54,809           | 55,751          | 57,185         | 57,586          | 58,612           | 59,296          | 111,420         | 114,262          | 117,108         | 118,745        | 119,197         | 124,378          | 123,757         | 7    |
| 11,115          | 11,315           | 11,337          | 11,412         | 11,666          | 11,973           | 12,335          | 19,164          | 19,485           | 19,557          | 19,659         | 19,998          | 20,396           | 20,922          | 30,894          | 31,473           | 31,615          | 31,781         | 32,351          | 32,989           | 33,916          | 8    |
| 5,259           | 5,302            | 5,342           | 5,438          | 5,506           | 5,566            | 5,624           | 11,095          | 11,176           | 11,263          | 11,449         | 11,510          | 11,612           | 11,706          | 19,280          | 19,448           | 19,499          | 19,854         | 20,062          | 20,176           | 20,351          | 9    |
| 181             | 176              | 174             | 167            | 196             | 206              | 207             | 425             | 429              | 443             | 439            | 429             | 438              | 429             | 754             | 888              | 877             | 906            | 994             | 950              | 946             | 10   |
| 5,078           | 5,126            | 5,168           | 5,271          | 5,310           | 5,360            | 5,417           | 10,670          | 10,748           | 10,820          | 11,010         | 11,081          | 11,173           | 11,278          | 18,526          | 18,559           | 18,622          | 18,947         | 19,068          | 19,226           | 19,404          | 11   |
| 29,339          | 30,093           | 31,194          | 32,129         | 32,450          | 32,639           | 33,257          | 47,272          | 47,805           | 48,516          | 50,153         | 50,443          | 51,386           | 51,853          | 92,784          | 95,312           | 97,443          | 99,548         | 99,644          | 104,634          | 103,357         | 12   |
| 3,299           | 3,351            | 3,431           | 3,494          | 3,535           | 3,525            | 3,572           | 5,635           | 5,653            | 5,692           | 5,852          | 5,859           | 5,934            | 5,94            |                 |                  |                 |                |                 |                  |                 |      |

# SUBJECT GUIDE

VOLUME 80 (2000), NUMBERS 1–6

This guide lists the major items that were published in the *Survey of Current Business* in the January–June 2000 issues. It gives the month of the issue and the beginning page number, and it includes selected boxes that are cited by title and page number.

## General

GDP: One of the Great Inventions of the 20th Century (January): 6

Notable Quotes, 9 [box]

Zvi Griliches and His Contributions to the Economic Measurement (January): 15

## National

### BEA personal income and IRS adjusted gross income

New Estimates for 1997 and Revised Estimates for 1959–96 (February): 12

### Federal budget estimates

For Fiscal Year 2001 (March): 16

### Federal personal income tax liabilities and payments

Estimates for 1959–97 (March): 11

### Fixed assets and consumer durable goods

Estimates for 1925–98 and New NIPA Table—Changes in Net Stock of Produced Assets (April): 17

Errata (May): 23

### Gross product by industry

Improved Estimates for 1969–99 (June): 24

### Input-output accounts

Annual Accounts for 1996 (January): 37

### Inventories, sales, and inventory-sales ratios for manufacturing and trade

Third Quarter 1999 (January): 18

Fourth Quarter 1999 (April): 9

### Motor vehicles

In 1999 (February): 7

### National income and product accounts (NIPA's)

Business Situation

Advance Estimates

Fourth Quarter 1999 (February): 1

First Quarter 2000 (May): 1

Preliminary Estimates

Fourth Quarter 1999 (March): 1

First Quarter 2000 (June): 1

Final Estimates

Third Quarter 1999 (January): 1

Fourth Quarter 1999 (April): 1

Component Contribution Tables (May): 24

Comprehensive Revision

Improved Estimates for 1929–99 (April): 11

Newly Available Tables (February): 23

Errata (January): 35

Government Spending by Function: A New Presentation (June): 18

Note on Rates of Return for Domestic Nonfinancial Corporations, 1960–98 (June): 15

### Satellite accounts

Accounting for Renewable and Environmental Resources (March): 26

Accounting for Subsoil Mineral Resources (February): 24

U.S. Transportation Satellite Accounts for 1996 (May): 13

### State and local government fiscal position

In 1999 (May): 6

Comprehensive NIPA Revision: Definitional and Classificational Changes, 7 [box]

## International

### Foreign direct investment in the United States

An Examination of the Low Rates of Return of Foreign-Owned U.S. Companies (March): 55

Accounting for Mergers and Acquisitions, 64 [box]

New Investment in 1999 (June): 55

New Industry Classifications, 59 [box]

### U.S. international transactions

An Ownership-Based Disaggregation of the U.S. Current Account, 1982–97 (January): 87

Quarterly Estimates

Third Quarter 1999 (January): 90

Fourth Quarter and Year 1999 (April): 146

## Regional

### Industrial composition of State earnings

In 1958–98 (February): 70

Errata (March): 52

### State personal income

Comprehensive Revision

Estimates for 1969–99 (June): 64

Personal Income in the NIPA's and in State Personal Income, 72 [box]

Quarterly Estimates

Third Quarter 1999 (February): 51

Upcoming Revision to State Personal Income, 53 [box]

# National Data

## A. Selected NIPA Tables

The tables in this section include the most recent estimates of gross domestic product and its components; these estimates were released on May 25, 2000 and include the "preliminary" estimates for the first quarter of 2000.

The selected set of NIPA tables shown in this section presents quarterly estimates, which are updated monthly; in most of these tables, annual estimates are also shown.

The news release on gross domestic product (GDP) is available within minutes of the time of release, and the "Selected NIPA Tables" are available later that day, on STAT-USA's Web site <www.stat-usa.gov>; for information, call STAT-USA on 202-482-1986. The GDP news release is also available within minutes of the time of release, and the "Selected NIPA Tables" a day or two later, on BEA's Web site <www.bea.doc.gov>.

The "Selected NIPA Tables" are also available on printouts or diskettes from BEA. To order NIPA subscription products, call the BEA Order Desk at 1-800-704-0415 (outside the United States, 202-606-9666).

## S. Summary Tables

**Table S.1.—Summary of Percent Change From Preceding Period in Real Gross Domestic Product and Related Measures**

[Percent]

|   | 1998 | 1999 | Seasonally adjusted at annual rates |      |      |      |      |       |
|---|------|------|-------------------------------------|------|------|------|------|-------|
|   |      |      | 1998                                |      | 1999 |      |      | 2000  |
|   |      |      | IV                                  | I    | II   | III  | IV   | I     |
| <b>Gross domestic product</b> .....                                   | 4.3  | 4.2  | 5.9                                 | 3.7  | 1.9  | 5.7  | 7.3  | 5.4   |
| <b>Personal consumption expenditures</b> .....                        | 4.9  | 5.3  | 4.6                                 | 6.5  | 5.1  | 4.9  | 5.9  | 7.5   |
| Durable goods .....   | 11.3 | 11.5 | 20.4                                | 12.4 | 9.1  | 7.7  | 13.0 | 22.4  |
| Nondurable goods .....  | 4.0  | 5.4  | 5.0                                 | 8.9  | 3.3  | 3.6  | 7.6  | 5.6   |
| Services .....  | 4.1  | 4.0  | 1.5                                 | 4.2  | 5.2  | 5.0  | 3.7  | 5.6   |
| <b>Gross private domestic investment</b> .....                        | 11.7 | 5.8  | 11.5                                | 3.6  | -2.1 | 13.6 | 10.0 | 9.9   |
| Fixed investment .....  | 11.8 | 8.1  | 13.8                                | 9.1  | 6.6  | 6.8  | 2.6  | 19.8  |
| Nonresidential .....  | 12.7 | 8.3  | 15.3                                | 7.8  | 7.0  | 10.9 | 2.9  | 25.2  |
| Structures .....  | 4.1  | -2.4 | 5.8                                 | -5.8 | -5.3 | -3.8 | -5   | 20.7  |
| Equipment and software .....  | 15.8 | 12.0 | 18.6                                | 12.5 | 11.2 | 15.7 | 4.0  | 26.6  |
| Residential .....   | 9.2  | 7.4  | 9.8                                 | 12.9 | 5.5  | -3.8 | 1.8  | 5.2   |
| Change in private inventories .....                                   |      |      |                                     |      |      |      |      |       |
| <b>Net exports of goods and services</b> .....                        |      |      |                                     |      |      |      |      |       |
| Exports .....   | 2.2  | 3.8  | 16.3                                | -5.5 | 4.0  | 11.5 | 10.1 | 5.5   |
| Goods .....   | 2.1  | 4.0  | 19.4                                | -9.3 | 4.3  | 16.9 | 11.1 | 6.8   |
| Services .....  | 2.5  | 3.2  | 9.2                                 | 4.1  | 3.2  | 0    | 7.6  | 2.2   |
| Imports .....   | 11.6 | 11.7 | 10.8                                | 12.5 | 14.4 | 14.9 | 8.7  | 12.7  |
| Goods .....   | 11.7 | 12.7 | 12.8                                | 12.6 | 15.5 | 17.3 | 9.7  | 13.5  |
| Services .....  | 10.8 | 6.9  | 1.6                                 | 11.9 | 8.9  | 3.6  | 3.4  | 8.3   |
| <b>Government consumption expenditures and gross investment</b> ..... | 1.7  | 3.7  | 2.9                                 | 5.1  | 1.3  | 4.5  | 9.3  | -1.2  |
| Federal .....   | -9   | 2.8  | 3.9                                 | -5   | 2.1  | 4.1  | 14.7 | -15.1 |
| National defense .....  | -1.9 | 1.8  | -2.9                                | -4.0 | -2.6 | 11.2 | 17.2 | -22.3 |
| Nondefense .....  | .9   | 4.7  | 17.9                                | 6.1  | 10.9 | -7.1 | 10.3 | -9    |
| State and local .....   | 3.2  | 4.2  | 2.4                                 | 8.2  | .9   | 4.8  | 6.4  | 7.0   |
| <b>Addenda:</b>   |      |      |                                     |      |      |      |      |       |
| Final sales of domestic product .....                                 | 4.3  | 4.5  | 6.3                                 | 4.6  | 3.4  | 4.5  | 6.0  | 6.9   |
| Gross domestic purchases .....  | 5.4  | 5.1  | 5.5                                 | 5.8  | 3.2  | 6.2  | 7.2  | 6.4   |
| Final sales to domestic purchasers .....                              | 5.4  | 5.5  | 5.8                                 | 6.7  | 4.7  | 5.1  | 5.9  | 7.9   |
| Gross national product .....  | 4.1  | 4.0  | 6.3                                 | 3.8  | 1.9  | 5.6  | 6.4  | 5.1   |
| Disposable personal income .....                                      | 4.1  | 4.0  | 4.8                                 | 4.1  | 3.2  | 2.9  | 4.7  | 2.2   |

NOTE.—Percent changes from preceding period in the current-dollar and price measures for these series are shown in table 8.1.

**Table S.2.—Summary of Contributions to Percent Change in Real Gross Domestic Product**

|   | 1998  | 1999  | Seasonally adjusted at annual rates |       |       |       |       |       |
|---|-------|-------|-------------------------------------|-------|-------|-------|-------|-------|
|   |       |       | 1998                                |       | 1999  |       |       | 2000  |
|   |       |       | IV                                  | I     | II    | III   | IV    | I     |
| <b>Percent change at annual rate:</b>                                 |       |       |                                     |       |       |       |       |       |
| <b>Gross domestic product</b> .....                                   | 4.3   | 4.2   | 5.9                                 | 3.7   | 1.9   | 5.7   | 7.3   | 5.4   |
| <b>Percentage points at annual rates:</b>                             |       |       |                                     |       |       |       |       |       |
| <b>Personal consumption expenditures</b> .....                        | 3.25  | 3.45  | 3.14                                | 4.28  | 3.36  | 3.33  | 4.07  | 5.02  |
| Durable goods .....   | .86   | .81   | 1.51                                | .96   | .71   | .62   | 1.03  | 1.70  |
| Nondurable goods .....  | .79   | 1.05  | .98                                 | 1.69  | .64   | .73   | 1.51  | 1.12  |
| Services .....  | 1.59  | 1.59  | .66                                 | 1.63  | 2.00  | 1.98  | 1.53  | 2.20  |
| <b>Gross private domestic investment</b> .....                        | 1.93  | .99   | 1.94                                | .64   | -.36  | 2.26  | 1.72  | 1.70  |
| Fixed investment .....  | 1.86  | .97   | 2.20                                | 1.49  | 1.10  | 1.16  | .48   | 3.13  |
| Nonresidential .....  | 1.49  | .83   | 1.79                                | .95   | .86   | 1.33  | .39   | 2.90  |
| Structures .....  | .13   | -.14  | .18                                 | -.18  | -.16  | -.11  | -.01  | .56   |
| Equipment and software .....  | 1.37  | .96   | 1.61                                | 1.13  | 1.02  | 1.44  | .40   | 2.35  |
| Residential .....   | .37   | .15   | .41                                 | .54   | .24   | -.17  | .09   | .23   |
| Change in private inventories .....                                   | .07   | .01   | -.26                                | -.85  | -1.46 | 1.09  | 1.24  | -1.43 |
| <b>Net exports of goods and services</b> .....                        | -1.18 | -1.09 | .33                                 | -2.13 | -1.35 | -.73  | -.12  | -1.12 |
| Exports .....   | .25   | .48   | 1.67                                | -.61  | .42   | 1.19  | 1.08  | .60   |
| Goods .....   | .17   | .37   | 1.38                                | -.74  | .32   | 1.19  | .83   | .52   |
| Services .....  | .08   | .10   | .29                                 | .13   | .10   | 0     | .24   | .08   |
| Imports .....   | -1.43 | -1.57 | -1.34                               | -1.53 | -1.77 | -1.92 | -1.20 | -1.72 |
| Goods .....   | -1.21 | -1.43 | -1.30                               | -1.28 | -1.59 | -1.84 | -1.12 | -1.54 |
| Services .....  | -.22  | -.14  | -.04                                | -.24  | -.19  | -.08  | -.08  | -.18  |
| <b>Government consumption expenditures and gross investment</b> ..... | .31   | .80   | .53                                 | .88   | .23   | .81   | 1.61  | -.20  |
| Federal .....   | -.06  | .28   | .24                                 | -.03  | .13   | .26   | .87   | -1.00 |
| National defense .....  | -.08  | .19   | -.12                                | -.16  | -.10  | .42   | .65   | -.99  |
| Nondefense .....  | .02   | .10   | .36                                 | .13   | .23   | -.16  | .22   | -.02  |
| State and local .....   | .37   | .52   | .29                                 | .91   | .10   | .55   | .75   | .80   |

NOTE.—More detailed contributions to percent change in real gross domestic product are shown in table 8.2. Contributions to percent change in major components of real gross domestic product are shown in tables 8.3 through 8.6.

## 1. National Product and Income

Table 1.1.—Gross Domestic Product

[Billions of dollars]

|   | 1998           | 1999           | Seasonally adjusted at annual rates |                |                |                |                |                |
|---|----------------|----------------|-------------------------------------|----------------|----------------|----------------|----------------|----------------|
|   |                |                | 1998                                |                | 1999           |                |                | 2000           |
|   |                |                | IV                                  | I              | II             | III            | IV             | I              |
| <b>Gross domestic product</b>                                   | <b>8,759.9</b> | <b>9,256.1</b> | <b>8,947.6</b>                      | <b>9,072.7</b> | <b>9,146.2</b> | <b>9,297.8</b> | <b>9,507.9</b> | <b>9,697.6</b> |
| <b>Personal consumption expenditures</b>                        | <b>5,848.6</b> | <b>6,257.3</b> | <b>5,973.7</b>                      | <b>6,090.8</b> | <b>6,200.8</b> | <b>6,303.7</b> | <b>6,434.1</b> | <b>6,602.5</b> |
| Durable goods   | 698.2          | 758.6          | 722.8                               | 739.0          | 751.6          | 761.8          | 782.1          | 818.6          |
| Nondurable goods  | 1,708.9        | 1,843.1        | 1,742.9                             | 1,787.8        | 1,824.8        | 1,853.9        | 1,905.8        | 1,957.2        |
| Services  | 3,441.5        | 3,655.6        | 3,508.0                             | 3,564.0        | 3,624.3        | 3,688.0        | 3,746.2        | 3,826.7        |
| <b>Gross private domestic investment</b>                        | <b>1,531.2</b> | <b>1,622.7</b> | <b>1,580.3</b>                      | <b>1,594.3</b> | <b>1,585.4</b> | <b>1,635.0</b> | <b>1,675.8</b> | <b>1,719.3</b> |
| Fixed investment  | 1,460.0        | 1,578.0        | 1,508.9                             | 1,543.3        | 1,567.8        | 1,594.2        | 1,606.8        | 1,685.4        |
| Nonresidential  | 1,091.3        | 1,166.7        | 1,121.4                             | 1,139.9        | 1,155.4        | 1,181.6        | 1,190.0        | 1,259.2        |
| Structures  | 272.8          | 273.4          | 278.0                               | 274.7          | 272.5          | 272.1          | 274.1          | 290.1          |
| Equipment and software  | 818.5          | 893.4          | 843.4                               | 865.2          | 882.9          | 909.5          | 916.0          | 969.2          |
| Residential   | 368.7          | 411.3          | 387.5                               | 403.4          | 412.4          | 412.7          | 416.7          | 426.1          |
| Change in private inventories                                   | 71.2           | 44.6           | 71.4                                | 51.0           | 17.6           | 40.8           | 69.1           | 34.0           |
| <b>Net exports of goods and services</b>                        | <b>-149.6</b>  | <b>-253.9</b>  | <b>-161.2</b>                       | <b>-201.6</b>  | <b>-245.8</b>  | <b>-278.2</b>  | <b>-290.1</b>  | <b>-330.9</b>  |
| Exports   | 966.3          | 998.3          | 981.8                               | 966.9          | 978.2          | 1,008.5        | 1,039.5        | 1,058.9        |
| Goods   | 681.3          | 699.0          | 693.3                               | 674.3          | 680.5          | 708.8          | 732.3          | 747.7          |
| Services  | 285.1          | 299.3          | 288.6                               | 292.6          | 297.7          | 299.7          | 307.2          | 311.3          |
| Imports   | 1,115.9        | 1,252.2        | 1,143.1                             | 1,168.5        | 1,224.0        | 1,286.6        | 1,329.6        | 1,389.8        |
| Goods   | 930.4          | 1,049.1        | 952.6                               | 974.3          | 1,022.3        | 1,079.3        | 1,120.5        | 1,175.2        |
| Services  | 185.5          | 203.1          | 190.4                               | 194.2          | 201.7          | 207.4          | 209.0          | 214.6          |
| <b>Government consumption expenditures and gross investment</b> | <b>1,529.7</b> | <b>1,630.1</b> | <b>1,554.8</b>                      | <b>1,589.1</b> | <b>1,605.9</b> | <b>1,637.2</b> | <b>1,688.0</b> | <b>1,706.7</b> |
| Federal   | 538.7          | 570.6          | 546.7                               | 557.4          | 561.6          | 569.8          | 593.6          | 579.9          |
| National defense  | 348.6          | 364.5          | 352.9                               | 355.8          | 354.3          | 365.4          | 382.6          | 364.8          |
| Nondefense  | 190.1          | 206.1          | 193.8                               | 201.6          | 207.3          | 204.4          | 211.1          | 215.2          |
| State and local   | 991.0          | 1,059.4        | 1,008.1                             | 1,031.8        | 1,044.3        | 1,067.4        | 1,094.4        | 1,126.7        |

NOTE.—Percent changes from preceding period for selected items in this table are shown in table 8.1.

Table 1.2.—Real Gross Domestic Product

[Billions of chained (1996) dollars]

|   | 1998           | 1999           | Seasonally adjusted at annual rates |                |                |                |                |                |
|---|----------------|----------------|-------------------------------------|----------------|----------------|----------------|----------------|----------------|
|   |                |                | 1998                                |                | 1999           |                |                | 2000           |
|   |                |                | IV                                  | I              | II             | III            | IV             | I              |
| <b>Gross domestic product</b>                                   | <b>8,495.7</b> | <b>8,848.2</b> | <b>8,639.5</b>                      | <b>8,717.6</b> | <b>8,758.3</b> | <b>8,879.8</b> | <b>9,037.2</b> | <b>9,156.7</b> |
| <b>Personal consumption expenditures</b>                        | <b>5,681.8</b> | <b>5,983.6</b> | <b>5,779.3</b>                      | <b>5,871.3</b> | <b>5,944.5</b> | <b>6,015.7</b> | <b>6,102.9</b> | <b>6,214.3</b> |
| Durable goods   | 731.5          | 815.7          | 766.0                               | 788.8          | 806.1          | 821.2          | 846.7          | 890.6          |
| Nondurable goods  | 1,685.3        | 1,776.1        | 1,712.6                             | 1,749.5        | 1,763.7        | 1,779.3        | 1,812.0        | 1,836.7        |
| Services  | 3,268.0        | 3,400.1        | 3,305.9                             | 3,339.8        | 3,382.3        | 3,423.4        | 3,454.7        | 3,501.8        |
| <b>Gross private domestic investment</b>                        | <b>1,547.4</b> | <b>1,637.7</b> | <b>1,593.9</b>                      | <b>1,608.2</b> | <b>1,599.8</b> | <b>1,651.6</b> | <b>1,691.4</b> | <b>1,731.9</b> |
| Fixed investment  | 1,471.8        | 1,590.5        | 1,522.5                             | 1,555.9        | 1,581.0        | 1,607.3        | 1,617.8        | 1,692.5        |
| Nonresidential  | 1,122.5        | 1,215.8        | 1,160.8                             | 1,182.7        | 1,202.9        | 1,234.3        | 1,243.2        | 1,315.2        |
| Structures  | 254.1          | 248.1          | 255.7                               | 251.9          | 248.5          | 246.1          | 245.8          | 257.6          |
| Equipment and software  | 870.6          | 974.9          | 908.5                               | 935.7          | 960.9          | 996.6          | 1,006.4        | 1,067.7        |
| Residential   | 350.2          | 376.1          | 362.6                               | 373.7          | 378.8          | 375.1          | 376.8          | 381.6          |
| Change in private inventories                                   | 74.3           | 42.2           | 70.7                                | 50.1           | 14.0           | 38.0           | 66.7           | 30.5           |
| <b>Net exports of goods and services</b>                        | <b>-217.6</b>  | <b>-323.0</b>  | <b>-234.4</b>                       | <b>-286.6</b>  | <b>-321.1</b>  | <b>-340.4</b>  | <b>-344.1</b>  | <b>-372.9</b>  |
| Exports   | 1,004.6        | 1,042.3        | 1,028.7                             | 1,014.3        | 1,024.3        | 1,052.6        | 1,078.2        | 1,092.6        |
| Goods   | 722.8          | 751.9          | 744.2                               | 726.4          | 734.1          | 763.3          | 783.7          | 796.8          |
| Services  | 282.0          | 290.9          | 285.0                               | 287.9          | 290.1          | 290.2          | 295.5          | 297.2          |
| Imports   | 1,222.2        | 1,365.4        | 1,263.1                             | 1,300.9        | 1,345.4        | 1,393.0        | 1,422.3        | 1,465.5        |
| Goods   | 1,031.6        | 1,162.5        | 1,069.7                             | 1,102.0        | 1,142.5        | 1,188.9        | 1,216.8        | 1,256.0        |
| Services  | 190.7          | 203.9          | 193.8                               | 199.4          | 203.7          | 205.5          | 207.2          | 211.4          |
| <b>Government consumption expenditures and gross investment</b> | <b>1,478.8</b> | <b>1,534.1</b> | <b>1,494.7</b>                      | <b>1,513.4</b> | <b>1,518.3</b> | <b>1,535.3</b> | <b>1,569.6</b> | <b>1,564.8</b> |
| Federal   | 525.9          | 540.8          | 531.9                               | 531.2          | 534.1          | 539.5          | 558.3          | 535.8          |
| National defense  | 341.7          | 347.8          | 344.9                               | 341.4          | 339.2          | 348.3          | 362.4          | 340.2          |
| Nondefense  | 184.2          | 192.9          | 186.9                               | 189.7          | 194.7          | 191.1          | 195.9          | 195.4          |
| State and local   | 952.7          | 993.1          | 962.6                               | 981.8          | 984.0          | 995.5          | 1,011.1        | 1,028.5        |
| Residual  | .6             | 4.8            | -2.6                                | 2.3            | 8.1            | 6.1            | 3.5            | -5             |

NOTE.—Chained (1996) dollar series are calculated as the product of the chain-type quantity index and the 1996 current-dollar value of the corresponding series, divided by 100. Because the formula for the chain-type quantity indexes uses weights of more than one period, the corresponding chained-dollar estimates are usually not additive. The residual line is the difference between the first line and the sum of the most detailed lines.

Percent changes from preceding period for selected items in this table are shown in table 8.1; contributions to the percent change in real gross domestic product are shown in table 8.2.

Chain-type quantity indexes for the series in this table are shown in table 7.1.

Table 1.3.—Gross Domestic Product by Major Type of Product

(Billions of dollars)

|  | 1998           | 1999           | Seasonally adjusted at annual rates |                |                |                |                |                |
|--|----------------|----------------|-------------------------------------|----------------|----------------|----------------|----------------|----------------|
|  |                |                | 1998                                |                | 1999           |                |                | 2000           |
|  |                |                | IV                                  | I              | II             | III            | IV             | I              |
| <b>Gross domestic product</b>                    | <b>8,759.9</b> | <b>9,256.1</b> | <b>8,947.6</b>                      | <b>9,072.7</b> | <b>9,146.2</b> | <b>9,297.8</b> | <b>9,507.9</b> | <b>9,697.6</b> |
| Final sales of domestic product                  | 8,688.7        | 9,211.5        | 8,876.2                             | 9,021.6        | 9,128.6        | 9,257.0        | 9,438.8        | 9,663.7        |
| Change in private inventories                    | 71.2           | 44.6           | 71.4                                | 51.0           | 17.6           | 40.8           | 69.1           | 34.0           |
| <b>Goods</b>                                     | <b>3,310.3</b> | <b>3,482.2</b> | <b>3,389.8</b>                      | <b>3,416.6</b> | <b>3,424.2</b> | <b>3,494.0</b> | <b>3,593.7</b> | <b>3,668.4</b> |
| Final sales                                      | 3,239.1        | 3,437.5        | 3,318.4                             | 3,365.6        | 3,406.6        | 3,453.2        | 3,524.6        | 3,634.4        |
| Change in private inventories                    | 71.2           | 44.6           | 71.4                                | 51.0           | 17.6           | 40.8           | 69.1           | 34.0           |
| Durable goods                                    | 1,567.8        | 1,644.5        | 1,610.0                             | 1,608.3        | 1,607.9        | 1,654.0        | 1,707.6        | 1,752.7        |
| Final sales                                      | 1,528.9        | 1,618.7        | 1,571.4                             | 1,584.3        | 1,601.7        | 1,631.1        | 1,657.8        | 1,729.6        |
| Change in private inventories                    | 38.9           | 25.8           | 38.6                                | 24.1           | 6.3            | 23.0           | 49.8           | 23.2           |
| Nondurable goods                                 | 1,742.5        | 1,837.7        | 1,779.8                             | 1,808.3        | 1,816.3        | 1,840.0        | 1,886.1        | 1,915.6        |
| Final sales                                      | 1,710.2        | 1,818.8        | 1,747.0                             | 1,781.3        | 1,804.9        | 1,822.2        | 1,866.9        | 1,904.9        |
| Change in private inventories                    | 32.2           | 18.9           | 32.8                                | 27.0           | 11.4           | 17.8           | 19.2           | 10.8           |
| <b>Services</b>                                  | <b>4,664.5</b> | <b>4,932.0</b> | <b>4,747.9</b>                      | <b>4,820.7</b> | <b>4,885.5</b> | <b>4,963.7</b> | <b>5,058.2</b> | <b>5,138.1</b> |
| <b>Structures</b>                                | <b>785.1</b>   | <b>842.0</b>   | <b>809.9</b>                        | <b>835.3</b>   | <b>836.5</b>   | <b>840.1</b>   | <b>856.0</b>   | <b>891.1</b>   |
| <b>Addenda:</b>                                  |                |                |                                     |                |                |                |                |                |
| Motor vehicle output                             | 313.3          | 342.4          | 345.3                               | 325.0          | 330.9          | 355.0          | 358.8          | 348.9          |
| Gross domestic product less motor vehicle output | 8,446.7        | 8,913.7        | 8,602.2                             | 8,747.6        | 8,815.3        | 8,942.8        | 9,149.1        | 9,348.7        |

NOTE.—Percent changes from preceding period for gross domestic product and for final sales of domestic product are shown in table 8.1.

Table 1.4.—Real Gross Domestic Product by Major Type of Product

(Billions of chained (1996) dollars)

|  | 1998           | 1999           | Seasonally adjusted at annual rates |                |                |                |                |                |
|--|----------------|----------------|-------------------------------------|----------------|----------------|----------------|----------------|----------------|
|  |                |                | 1998                                |                | 1999           |                |                | 2000           |
|  |                |                | IV                                  | I              | II             | III            | IV             | I              |
| <b>Gross domestic product</b>                    | <b>8,495.7</b> | <b>8,848.2</b> | <b>8,639.5</b>                      | <b>8,717.6</b> | <b>8,758.3</b> | <b>8,879.8</b> | <b>9,037.2</b> | <b>9,156.7</b> |
| Final sales of domestic product                  | 8,420.8        | 8,800.5        | 8,568.7                             | 8,665.0        | 8,737.5        | 8,835.0        | 8,964.6        | 9,116.3        |
| Change in private inventories                    | 74.3           | 42.2           | 70.7                                | 50.1           | 14.0           | 38.0           | 66.7           | 30.5           |
| <b>Residual</b>                                  | <b>.6</b>      | <b>5.5</b>     | <b>.1</b>                           | <b>2.5</b>     | <b>6.8</b>     | <b>6.8</b>     | <b>5.9</b>     | <b>9.9</b>     |
| <b>Goods</b>                                     | <b>3,330.5</b> | <b>3,509.0</b> | <b>3,417.4</b>                      | <b>3,442.1</b> | <b>3,446.1</b> | <b>3,525.3</b> | <b>3,622.5</b> | <b>3,688.1</b> |
| Final sales                                      | 3,255.1        | 3,462.0        | 3,346.2                             | 3,390.0        | 3,427.5        | 3,481.3        | 3,549.1        | 3,648.9        |
| Change in private inventories                    | 74.3           | 42.2           | 70.7                                | 50.1           | 14.0           | 38.0           | 66.7           | 30.5           |
| Durable goods                                    | 1,625.0        | 1,742.1        | 1,686.7                             | 1,693.5        | 1,699.5        | 1,758.1        | 1,817.3        | 1,874.1        |
| Final sales                                      | 1,585.1        | 1,715.3        | 1,646.9                             | 1,668.7        | 1,693.5        | 1,734.2        | 1,765.0        | 1,850.3        |
| Change in private inventories                    | 39.7           | 26.7           | 39.6                                | 25.1           | 6.5            | 23.8           | 51.3           | 23.8           |
| Nondurable goods                                 | 1,708.1        | 1,771.8        | 1,734.6                             | 1,752.0        | 1,750.4        | 1,772.9        | 1,811.9        | 1,823.3        |
| Final sales                                      | 1,672.6        | 1,751.6        | 1,703.1                             | 1,725.2        | 1,738.5        | 1,752.9        | 1,789.8        | 1,808.2        |
| Change in private inventories                    | 34.6           | 15.6           | 31.0                                | 25.0           | 7.5            | 14.2           | 15.7           | 7.0            |
| <b>Services</b>                                  | <b>4,429.3</b> | <b>4,579.1</b> | <b>4,475.5</b>                      | <b>4,509.9</b> | <b>4,512.2</b> | <b>4,600.3</b> | <b>4,654.9</b> | <b>4,686.1</b> |
| <b>Structures</b>                                | <b>738.9</b>   | <b>766.4</b>   | <b>751.7</b>                        | <b>770.2</b>   | <b>764.7</b>   | <b>760.9</b>   | <b>769.7</b>   | <b>793.7</b>   |
| <b>Residual</b>                                  | <b>-4.5</b>    | <b>-6.5</b>    | <b>-8.3</b>                         | <b>-6.5</b>    | <b>-3.6</b>    | <b>-6.5</b>    | <b>-9.2</b>    | <b>-12.4</b>   |
| <b>Addenda:</b>                                  |                |                |                                     |                |                |                |                |                |
| Motor vehicle output                             | 315.7          | 345.2          | 348.6                               | 329.0          | 335.7          | 355.8          | 360.3          | 352.9          |
| Gross domestic product less motor vehicle output | 8,180.3        | 8,504.0        | 8,292.4                             | 8,389.0        | 8,423.2        | 8,525.6        | 8,678.4        | 8,804.5        |

NOTE.—Chained (1996) dollar series are calculated as the product of the chain-type quantity index and the 1996 current-dollar value of the corresponding series, divided by 100. Because the formula for the chain-type quantity indexes uses weights of more than one period, the corresponding chained-dollar estimates are usually not additive. The residual line following change in private inventories is the difference between gross domestic product and the sum of final sales of domestic product and of change in private inventories; the residual line following structures is the difference between gross domestic product and the sum of the detailed lines of goods, of services, and of structures.

Percent changes from preceding period for gross domestic product and for final sales of domestic product are shown in table 8.1 Chain-type quantity indexes for the series in this table are shown in table 7.17.

Table 1.5.—Relation of Gross Domestic Product, Gross Domestic Purchases, and Final Sales to Domestic Purchasers

(Billions of dollars)

|   |                |                |                |                |                |                |                |                 |
|---|----------------|----------------|----------------|----------------|----------------|----------------|----------------|-----------------|
| <b>Gross domestic product</b>                     | <b>8,759.9</b> | <b>9,256.1</b> | <b>8,947.6</b> | <b>9,072.7</b> | <b>9,146.2</b> | <b>9,297.8</b> | <b>9,507.9</b> | <b>9,697.6</b>  |
| Less: Exports of goods and services               | 966.3          | 998.3          | 981.8          | 966.9          | 978.2          | 1,008.5        | 1,039.5        | 1,058.9         |
| Plus: Imports of goods and services               | 1,115.9        | 1,252.2        | 1,143.1        | 1,168.5        | 1,224.0        | 1,286.6        | 1,329.6        | 1,389.8         |
| <b>Equals: Gross domestic purchases</b>           | <b>8,909.5</b> | <b>9,510.0</b> | <b>9,108.8</b> | <b>9,274.2</b> | <b>9,392.0</b> | <b>9,575.9</b> | <b>9,798.0</b> | <b>10,028.5</b> |
| Less: Change in private inventories               | 71.2           | 44.6           | 71.4           | 51.0           | 17.6           | 40.8           | 69.1           | 34.0            |
| <b>Equals: Final sales to domestic purchasers</b> | <b>8,838.3</b> | <b>9,465.4</b> | <b>9,037.4</b> | <b>9,223.2</b> | <b>9,374.4</b> | <b>9,535.1</b> | <b>9,728.9</b> | <b>9,994.5</b>  |

NOTE.—Percent changes from preceding period for selected items in this table are shown in table 8.1.

Table 1.6.—Relation of Real Gross Domestic Product, Real Gross Domestic Purchases, and Real Final Sales to Domestic Purchasers

(Billions of chained (1996) dollars)

|   |                |                |                |                |                |                |                |                |
|---|----------------|----------------|----------------|----------------|----------------|----------------|----------------|----------------|
| <b>Gross domestic product</b>                     | <b>8,495.7</b> | <b>8,848.2</b> | <b>8,639.5</b> | <b>8,717.6</b> | <b>8,758.3</b> | <b>8,879.8</b> | <b>9,037.2</b> | <b>9,156.7</b> |
| Less: Exports of goods and services               | 1,004.6        | 1,042.3        | 1,028.7        | 1,014.3        | 1,024.3        | 1,052.6        | 1,078.2        | 1,092.6        |
| Plus: Imports of goods and services               | 1,222.2        | 1,365.4        | 1,263.1        | 1,300.9        | 1,345.4        | 1,393.0        | 1,422.3        | 1,465.5        |
| <b>Equals: Gross domestic purchases</b>           | <b>8,704.8</b> | <b>9,151.2</b> | <b>8,863.7</b> | <b>8,988.8</b> | <b>9,059.5</b> | <b>9,197.8</b> | <b>9,358.6</b> | <b>9,504.0</b> |
| Less: Change in private inventories               | 74.3           | 42.2           | 70.7           | 50.1           | 14.0           | 38.0           | 66.7           | 30.5           |
| <b>Equals: Final sales to domestic purchasers</b> | <b>8,629.8</b> | <b>9,103.6</b> | <b>8,792.7</b> | <b>8,936.2</b> | <b>9,039.0</b> | <b>9,153.1</b> | <b>9,286.0</b> | <b>9,463.7</b> |

NOTE.—Chained (1996) dollar series are calculated as the product of the chain-type quantity index and the 1996 current-dollar value of the corresponding series, divided by 100. Because the formula for the chain-type quantity indexes uses weights of more than one period, the corresponding chained-dollar estimates are usually not additive. Percent changes from preceding period for selected series in this table are shown in table 8.1. Chain-type quantity indexes for selected series in this table are shown in table 7.2.

Table 1.7.—Gross Domestic Product by Sector

(Billions of dollars)

|   |                |                |                |                |                |                |                |                |
|---|----------------|----------------|----------------|----------------|----------------|----------------|----------------|----------------|
| <b>Gross domestic product</b>                   | <b>8,759.9</b> | <b>9,256.1</b> | <b>8,947.6</b> | <b>9,072.7</b> | <b>9,146.2</b> | <b>9,297.8</b> | <b>9,507.9</b> | <b>9,697.6</b> |
| <b>Business</b> <sup>1</sup>                    | <b>7,402.0</b> | <b>7,828.9</b> | <b>7,568.0</b> | <b>7,669.1</b> | <b>7,729.4</b> | <b>7,862.6</b> | <b>8,054.5</b> | <b>8,218.6</b> |
| Nonfarm <sup>2</sup>                            | 7,321.9        | 7,746.4        | 7,475.5        | 7,580.5        | 7,645.3        | 7,784.0        | 7,975.7        | 8,141.5        |
| Nonfarm less housing                            | 6,621.4        | 7,001.4        | 6,757.5        | 6,850.3        | 6,906.2        | 7,034.3        | 7,214.8        | 7,365.9        |
| Housing   | 700.4          | 745.0          | 718.0          | 730.2          | 739.1          | 749.7          | 760.9          | 775.6          |
| Farm  | 80.2           | 82.5           | 92.5           | 88.6           | 84.1           | 78.6           | 78.8           | 77.1           |
| <b>Households and institutions</b> <sup>3</sup> | <b>385.6</b>   | <b>408.3</b>   | <b>393.4</b>   | <b>399.7</b>   | <b>404.9</b>   | <b>411.0</b>   | <b>417.7</b>   | <b>422.6</b>   |
| Private households                              | 14.0           | 15.9           | 15.2           | 15.6           | 15.8           | 16.0           | 16.2           | 16.4           |
| Nonprofit institutions                          | 371.6          | 392.4          | 378.2          | 384.1          | 389.0          | 395.0          | 401.5          | 406.3          |
| <b>General government</b> <sup>3</sup>          | <b>972.3</b>   | <b>1,019.0</b> | <b>986.2</b>   | <b>1,003.9</b> | <b>1,012.0</b> | <b>1,024.2</b> | <b>1,035.8</b> | <b>1,056.4</b> |
| Federal   | 296.9          | 308.2          | 298.8          | 307.8          | 307.2          | 308.3          | 309.6          | 320.6          |
| State and local                                 | 675.4          | 710.7          | 687.3          | 696.1          | 704.7          | 715.9          | 726.1          | 735.8          |

1. Equals gross domestic product less gross product of households and institutions and of general government.  
2. Equals gross domestic business product less gross farm product.  
3. Equals compensation of general government employees plus general government consumption of fixed capital as shown in table 3.7.

Table 1.8.—Real Gross Domestic Product by Sector

(Billions of chained (1996) dollars)

|   |                |                |                |                |                |                |                |                |
|---|----------------|----------------|----------------|----------------|----------------|----------------|----------------|----------------|
| <b>Gross domestic product</b>                   | <b>8,495.7</b> | <b>8,848.2</b> | <b>8,639.5</b> | <b>8,717.6</b> | <b>8,758.3</b> | <b>8,879.8</b> | <b>9,037.2</b> | <b>9,156.7</b> |
| <b>Business</b> <sup>1</sup>                    | <b>7,202.4</b> | <b>7,534.4</b> | <b>7,339.5</b> | <b>7,412.2</b> | <b>7,448.5</b> | <b>7,563.0</b> | <b>7,714.0</b> | <b>7,826.3</b> |
| Nonfarm <sup>2</sup>                            | 7,100.8        | 7,432.9        | 7,237.1        | 7,310.6        | 7,345.6        | 7,464.2        | 7,611.1        | 7,722.7        |
| Nonfarm less housing                            | 6,441.1        | 6,753.0        | 6,572.5        | 6,638.6        | 6,669.2        | 6,781.0        | 6,923.0        | 7,027.4        |
| Housing   | 660.2          | 681.0          | 665.4          | 672.9          | 677.2          | 684.2          | 689.6          | 697.0          |
| Farm  | 100.7          | 99.5           | 101.4          | 100.2          | 101.6          | 95.8           | 100.5          | 100.9          |
| <b>Households and institutions</b> <sup>3</sup> | <b>369.0</b>   | <b>376.3</b>   | <b>371.3</b>   | <b>373.2</b>   | <b>374.8</b>   | <b>377.2</b>   | <b>380.1</b>   | <b>382.4</b>   |
| Private households                              | 13.3           | 14.6           | 14.2           | 14.6           | 14.6           | 14.7           | 14.7           | 14.7           |
| Nonprofit institutions                          | 355.7          | 361.7          | 357.0          | 358.6          | 360.2          | 362.5          | 365.4          | 367.7          |
| <b>General government</b> <sup>3</sup>          | <b>924.8</b>   | <b>939.1</b>   | <b>929.6</b>   | <b>933.3</b>   | <b>936.2</b>   | <b>941.3</b>   | <b>945.6</b>   | <b>951.0</b>   |
| Federal   | 285.8          | 284.8          | 286.1          | 285.5          | 284.5          | 284.5          | 284.8          | 286.5          |
| State and local                                 | 638.9          | 654.1          | 643.4          | 647.7          | 651.5          | 656.7          | 660.6          | 664.4          |
| <b>Residual</b>                                 | <b>0</b>       | <b>-5</b>      | <b>-5</b>      | <b>-5</b>      | <b>-5</b>      | <b>.4</b>      | <b>-1.4</b>    | <b>-1.9</b>    |

1. Equals gross domestic product less gross product of households and institutions and of general government.  
2. Equals gross domestic business product less gross farm product.  
3. Equals compensation of general government employees plus general government consumption of fixed capital as shown in table 3.8.

NOTE.—Chained (1996) dollar series are calculated as the product of the chain-type quantity index and the 1996 current-dollar value of the corresponding series, divided by 100. Because the formula for the chain-type quantity indexes uses weights of more than one period, the corresponding chained-dollar estimates are usually not additive. The residual line is the difference between the first line and the sum of the most detailed lines. Chain-type quantity indexes for the series in this table are shown in table 7.14.



Table 1.9.—Relation of Gross Domestic Product, Gross National Product, Net National Product, National Income, and Personal Income

[Billions of dollars]

|  | 1998           | 1999           | Seasonally adjusted at annual rates |                |                |                |                |                |
|--|----------------|----------------|-------------------------------------|----------------|----------------|----------------|----------------|----------------|
|  |                |                | 1998                                |                | 1999           |                |                | 2000           |
|  |                |                | IV                                  | I              | II             | III            | IV             | I              |
| <b>Gross domestic product</b> .....  | <b>8,759.9</b> | <b>9,256.1</b> | <b>8,947.6</b>                      | <b>9,072.7</b> | <b>9,146.2</b> | <b>9,297.8</b> | <b>9,507.9</b> | <b>9,697.6</b> |
| Plus: Income receipts from the rest of the world .....                                     | 285.3          | 302.3          | 280.8                               | 283.8          | 296.1          | 307.7          | 321.7          | 337.2          |
| Less: Income payments to the rest of the world .....                                       | 295.2          | 322.3          | 297.9                               | 298.2          | 310.4          | 323.2          | 357.3          | 379.7          |
| <b>Equals: Gross national product</b> .....  | <b>8,750.0</b> | <b>9,236.2</b> | <b>8,930.5</b>                      | <b>9,058.2</b> | <b>9,131.9</b> | <b>9,282.3</b> | <b>9,472.3</b> | <b>9,655.1</b> |
| Less: Consumption of fixed capital .....   | 1,064.6        | 1,135.8        | 1,089.2                             | 1,103.9        | 1,121.3        | 1,156.0        | 1,161.8        | 1,184.0        |
| Private .....  | 878.4          | 939.7          | 900.1                               | 911.9          | 926.8          | 958.8          | 961.3          | 980.7          |
| Capital consumption allowances .....   | 906.2          | 975.5          | 932.2                               | 947.1          | 964.7          | 989.9          | 1,000.5        | 1,017.2        |
| Less: Capital consumption adjustment .....   | 27.7           | 35.8           | 32.1                                | 35.2           | 37.9           | 31.1           | 39.1           | 36.5           |
| Government .....   | 186.2          | 196.0          | 189.1                               | 192.0          | 194.5          | 197.2          | 200.5          | 203.4          |
| General government .....   | 158.6          | 166.8          | 160.9                               | 163.4          | 165.5          | 167.7          | 170.5          | 172.9          |
| Government enterprises .....   | 27.6           | 29.3           | 28.2                                | 28.6           | 29.0           | 29.5           | 30.0           | 30.4           |
| <b>Equals: Net national product</b> .....  | <b>7,685.4</b> | <b>8,100.4</b> | <b>7,841.2</b>                      | <b>7,954.4</b> | <b>8,010.6</b> | <b>8,126.3</b> | <b>8,310.5</b> | <b>8,471.0</b> |
| Less: Indirect business tax and nontax liability .....                                     | 677.0          | 716.3          | 697.8                               | 696.6          | 706.7          | 718.3          | 743.7          | 753.4          |
| Business transfer payments .....   | 38.1           | 39.4           | 38.6                                | 38.8           | 39.3           | 39.5           | 40.0           | 40.6           |
| Statistical discrepancy .....  | -47.6          | -125.1         | -62.4                               | -99.4          | -135.5         | -141.2         | -124.5         | -128.1         |
| Plus: Subsidies less current surplus of government enterprises .....                       | 20.8           | 26.5           | 31.4                                | 21.0           | 27.9           | 17.3           | 39.7           | 22.8           |
| <b>Equals: National income</b> .....   | <b>7,038.8</b> | <b>7,496.3</b> | <b>7,198.6</b>                      | <b>7,339.4</b> | <b>7,428.1</b> | <b>7,527.0</b> | <b>7,690.9</b> | <b>7,828.0</b> |
| Less: Corporate profits with inventory valuation and capital consumption adjustments ..... | 848.4          | 892.7          | 839.0                               | 886.9          | 880.5          | 884.1          | 919.4          | 953.9          |
| Net interest .....   | 435.7          | 467.5          | 440.8                               | 446.3          | 456.4          | 476.3          | 491.0          | 497.3          |
| Contributions for social insurance .....   | 621.9          | 658.2          | 633.8                               | 647.2          | 653.8          | 662.3          | 669.4          | 683.4          |
| Wage accruals less disbursements .....   | 3.5            | 0              | 3.5                                 | 0              | 0              | 0              | 0              | 0              |
| Plus: Personal interest income .....   | 897.8          | 931.3          | 906.4                               | 907.4          | 920.5          | 938.8          | 958.5          | 972.5          |
| Personal dividend income .....   | 348.3          | 364.3          | 351.9                               | 356.1          | 361.2          | 367.0          | 373.1          | 379.6          |
| Government transfer payments to persons .....  | 954.8          | 988.6          | 962.0                               | 978.5          | 984.1          | 991.6          | 1,000.3        | 1,017.1        |
| Business transfer payments to persons .....  | 28.8           | 29.6           | 29.0                                | 29.3           | 29.5           | 29.7           | 29.9           | 30.0           |
| <b>Equals: Personal income</b> .....   | <b>7,358.9</b> | <b>7,791.8</b> | <b>7,530.8</b>                      | <b>7,630.2</b> | <b>7,732.6</b> | <b>7,831.4</b> | <b>7,972.9</b> | <b>8,092.5</b> |
| <b>Addenda:</b>  |                |                |                                     |                |                |                |                |                |
| Gross domestic income .....  | 8,807.5        | 9,381.3        | 9,009.9                             | 9,172.0        | 9,281.7        | 9,439.0        | 9,632.4        | 9,825.8        |
| Gross national income .....  | 8,797.6        | 9,361.3        | 8,992.8                             | 9,157.6        | 9,267.4        | 9,423.5        | 9,596.8        | 9,783.2        |
| Net domestic product .....   | 7,695.3        | 8,120.4        | 7,858.3                             | 7,968.8        | 8,024.9        | 8,141.8        | 8,346.1        | 8,513.6        |

Table 1.10.—Relation of Real Gross Domestic Product, Real Gross National Product, and Real Net National Product

[Billions of chained (1996) dollars]

|  | 1998           | 1999           | Seasonally adjusted at annual rates |                |                |                |                |                |
|--|----------------|----------------|-------------------------------------|----------------|----------------|----------------|----------------|----------------|
|  |                |                | 1998                                |                | 1999           |                |                | 2000           |
|  |                |                | IV                                  | I              | II             | III            | IV             | I              |
| <b>Gross domestic product</b> .....                    | <b>8,495.7</b> | <b>8,848.2</b> | <b>8,639.5</b>                      | <b>8,717.6</b> | <b>8,758.3</b> | <b>8,879.8</b> | <b>9,037.2</b> | <b>9,156.7</b> |
| Plus: Income receipts from the rest of the world ..... | 279.2          | 291.8          | 274.0                               | 276.0          | 286.6          | 296.5          | 308.2          | 320.5          |
| Less: Income payments to the rest of the world .....   | 286.9          | 309.2          | 289.1                               | 288.5          | 298.8          | 309.4          | 340.1          | 358.5          |
| <b>Equals: Gross national product</b> .....            | <b>8,487.8</b> | <b>8,830.8</b> | <b>8,624.4</b>                      | <b>8,705.1</b> | <b>8,746.0</b> | <b>8,866.8</b> | <b>9,005.2</b> | <b>9,118.5</b> |
| Less: Consumption of fixed capital .....               | 1,072.8        | 1,152.2        | 1,099.4                             | 1,114.8        | 1,136.5        | 1,167.0        | 1,190.4        | 1,218.0        |
| Private .....  | 887.5          | 960.0          | 911.7                               | 925.3          | 945.3          | 974.0          | 995.5          | 1,021.2        |
| Government .....                                       | 185.4          | 192.4          | 187.8                               | 189.6          | 191.4          | 193.3          | 195.3          | 197.4          |
| General government .....                               | 158.4          | 164.4          | 160.5                               | 161.9          | 163.5          | 165.1          | 166.8          | 168.6          |
| Government enterprises .....                           | 26.9           | 28.0           | 27.3                                | 27.6           | 27.9           | 28.2           | 28.5           | 28.8           |
| <b>Equals: Net national product</b> .....              | <b>7,415.9</b> | <b>7,681.3</b> | <b>7,526.0</b>                      | <b>7,591.7</b> | <b>7,611.8</b> | <b>7,703.1</b> | <b>7,818.4</b> | <b>7,905.3</b> |
| <b>Addenda:</b>  |                |                |                                     |                |                |                |                |                |
| Gross domestic income <sup>1</sup> .....               | 8,541.7        | 8,967.8        | 8,699.7                             | 8,813.1        | 8,888.0        | 9,014.6        | 9,155.5        | 9,277.7        |
| Gross national income <sup>2</sup> .....               | 8,533.9        | 8,950.4        | 8,684.6                             | 8,800.7        | 8,875.8        | 9,001.7        | 9,123.5        | 9,239.6        |
| Net domestic product .....                             | 7,423.6        | 7,698.6        | 7,541.0                             | 7,604.1        | 7,623.9        | 7,716.0        | 7,850.2        | 7,943.2        |

1. Gross domestic income deflated by the implicit price deflator for gross domestic product.  
 2. Gross national income deflated by the implicit price deflator for gross national product.

NOTE.—Except as noted in footnotes 1 and 2, chained (1996) dollar series are calculated as the product of the chain-type quantity index and the 1996 current-dollar value of the corresponding series, divided by 100. Because the formula for the chain-type quantity indexes uses weights of more than one period, the corresponding chained-dollar estimates are usually not additive.

The chain-type quantity index for gross national product is shown in table 7.3.

Table 1.11.—Command-Basis Real Gross National Product

[Billions of chained (1996) dollars]

|   |                |                |                |                |                |                |                |                |
|---|----------------|----------------|----------------|----------------|----------------|----------------|----------------|----------------|
| <b>Gross national product</b> .....   | <b>8,487.8</b> | <b>8,830.8</b> | <b>8,624.4</b> | <b>8,705.1</b> | <b>8,746.0</b> | <b>8,866.8</b> | <b>9,005.2</b> | <b>9,118.5</b> |
| Less: Exports of goods and services and income receipts from the rest of the world .....                            | 1,283.6        | 1,334.3        | 1,301.9        | 1,289.9        | 1,311.0        | 1,349.4        | 1,386.9        | 1,414.1        |
| Plus: Command-basis exports of goods and services and income receipts from the rest of the world <sup>1</sup> ..... | 1,337.6        | 1,381.8        | 1,358.7        | 1,352.9        | 1,363.1        | 1,389.5        | 1,421.6        | 1,439.1        |
| <b>Equals: Command-basis gross national product</b> .....   | <b>8,541.8</b> | <b>8,878.3</b> | <b>8,681.1</b> | <b>8,768.1</b> | <b>8,798.1</b> | <b>8,907.0</b> | <b>9,040.0</b> | <b>9,143.6</b> |
| <b>Addendum:</b>  |                |                |                |                |                |                |                |                |
| Terms of trade <sup>2</sup> .....   | 104.2          | 103.5          | 104.4          | 104.9          | 104.0          | 103.0          | 102.5          | 101.8          |

1. Exports of goods and services and income receipts deflated by the implicit price deflator for imports of goods and services and income payments.

2. Ratio of the implicit price deflator for exports of goods and services and income receipts to the corresponding implicit price deflator for imports divided by 100.

NOTE.—Chained (1996) dollar series are calculated as the product of the chain-type quantity index and the 1996 current-dollar value of the corresponding series, divided by 100. Because the formula for the chain-type quantity indexes uses weights of more than one period, the corresponding chained-dollar estimates are usually not additive. Percent changes from preceding period for gross national product are shown in table 8.1.

Chain-type quantity indexes for the series in this table are shown in table 7.3.

Table 1.14.—National Income by Type of Income

[Billions of dollars]

|  | 1998           | 1999           | Seasonally adjusted at annual rates |                |                |                |                | 2000           |
|--|----------------|----------------|-------------------------------------|----------------|----------------|----------------|----------------|----------------|
|  |                |                | 1998                                |                | 1999           |                |                |                |
|  |                |                | IV                                  | I              | II             | III            | IV             |                |
| <b>National income</b> .....   | <b>7,038.8</b> | <b>7,496.3</b> | <b>7,198.6</b>                      | <b>7,339.4</b> | <b>7,428.1</b> | <b>7,527.0</b> | <b>7,690.9</b> | <b>7,828.0</b> |
| <b>Compensation of employees</b> ...   | <b>5,011.2</b> | <b>5,331.7</b> | <b>5,134.7</b>                      | <b>5,217.7</b> | <b>5,287.1</b> | <b>5,373.6</b> | <b>5,448.3</b> | <b>5,546.2</b> |
| Wage and salary accruals .....   | 4,189.5        | 4,472.3        | 4,300.8                             | 4,371.5        | 4,432.6        | 4,509.4        | 4,575.6        | 4,659.8        |
| Government .....   | 692.8          | 726.5          | 702.8                               | 715.8          | 721.3          | 730.3          | 738.5          | 754.3          |
| Other .....  | 3,496.7        | 3,745.8        | 3,598.0                             | 3,655.7        | 3,711.3        | 3,779.1        | 3,837.1        | 3,905.5        |
| Supplements to wages and salaries .....  | 821.7          | 859.4          | 833.9                               | 846.2          | 854.5          | 864.2          | 872.7          | 886.4          |
| Employer contributions for social insurance .....  | 306.0          | 323.6          | 311.8                               | 318.3          | 321.5          | 325.7          | 329.0          | 335.9          |
| Other labor income .....   | 515.7          | 535.8          | 522.1                               | 528.0          | 533.0          | 538.5          | 543.7          | 550.5          |
| <b>Proprietors' income with inventory valuation and capital consumption adjustments</b> .....  | <b>606.1</b>   | <b>658.5</b>   | <b>637.1</b>                        | <b>639.9</b>   | <b>655.3</b>   | <b>654.0</b>   | <b>685.0</b>   | <b>685.4</b>   |
| Farm .....   | 25.1           | 31.3           | 41.1                                | 32.5           | 34.1           | 21.0           | 37.6           | 23.7           |
| Proprietors' income with inventory valuation adjustment .....                                  | 32.7           | 38.5           | 48.6                                | 39.6           | 41.2           | 28.8           | 44.5           | 30.8           |
| Capital consumption adjustment .....   | -7.6           | -7.3           | -7.5                                | -7.2           | -7.1           | -7.9           | -6.9           | -7.1           |
| Nonfarm .....  | 581.0          | 627.3          | 596.0                               | 607.5          | 621.2          | 633.0          | 647.4          | 661.7          |
| Proprietors' income .....  | 532.2          | 579.3          | 547.4                               | 558.9          | 573.8          | 586.2          | 598.4          | 613.0          |
| Inventory valuation adjustment .....   | 1.2            | -9             | 1.1                                 | .8             | -1.0           | -1.9           | -1.4           | -2.0           |
| Capital consumption adjustment .....   | 47.6           | 48.8           | 47.5                                | 47.7           | 48.3           | 48.8           | 50.4           | 50.7           |
| <b>Rental income of persons with capital consumption adjustment</b> .....                      | <b>137.4</b>   | <b>145.9</b>   | <b>147.0</b>                        | <b>148.6</b>   | <b>148.8</b>   | <b>139.0</b>   | <b>147.3</b>   | <b>145.2</b>   |
| Rental income of persons .....   | 188.6          | 201.9          | 199.6                               | 202.5          | 203.5          | 198.9          | 202.9          | 202.1          |
| Capital consumption adjustment .....   | -51.1          | -56.0          | -52.6                               | -53.9          | -54.7          | -59.9          | -55.6          | -56.9          |
| <b>Corporate profits with inventory valuation and capital consumption adjustments</b> .....    | <b>848.4</b>   | <b>892.7</b>   | <b>839.0</b>                        | <b>886.9</b>   | <b>880.5</b>   | <b>884.1</b>   | <b>919.4</b>   | <b>953.9</b>   |
| Corporate profits with inventory valuation adjustment .....                                    | 802.8          | 835.6          | 787.4                               | 831.4          | 822.2          | 827.1          | 861.4          | 897.0          |
| Profits before tax .....   | 781.9          | 848.5          | 766.7                               | 818.1          | 835.8          | 853.8          | 886.3          | 923.7          |
| Profits tax liability .....  | 240.2          | 259.4          | 235.6                               | 248.0          | 254.4          | 259.4          | 275.7          | 288.7          |
| Profits after tax .....  | 541.7          | 589.1          | 531.0                               | 570.1          | 581.4          | 594.3          | 610.6          | 635.0          |
| Dividends .....  | 348.6          | 364.7          | 352.2                               | 356.4          | 361.5          | 367.3          | 373.5          | 380.0          |
| Undistributed profits .....  | 193.1          | 224.4          | 178.8                               | 213.7          | 219.9          | 227.0          | 237.1          | 255.0          |
| Inventory valuation adjustment .....   | 20.9           | -13.0          | 20.8                                | 13.3           | -13.6          | -26.7          | -24.9          | -26.7          |
| Capital consumption adjustment .....   | 45.6           | 57.2           | 51.6                                | 55.5           | 58.2           | 57.0           | 58.0           | 56.9           |
| <b>Net interest</b> .....  | <b>435.7</b>   | <b>467.5</b>   | <b>440.8</b>                        | <b>446.3</b>   | <b>456.4</b>   | <b>476.3</b>   | <b>491.0</b>   | <b>497.3</b>   |
| <b>Addenda:</b>  |                |                |                                     |                |                |                |                |                |
| Corporate profits after tax with inventory valuation and capital consumption adjustments ..... | 608.2          | 633.3          | 603.4                               | 638.9          | 626.0          | 624.7          | 643.6          | 665.2          |
| Net cash flow with inventory valuation and capital consumption adjustments ...                 | 876.5          | 929.7          | 883.6                               | 923.4          | 916.7          | 929.0          | 949.9          | 979.8          |
| Undistributed profits with inventory valuation and capital consumption adjustments .....       | 259.6          | 268.6          | 251.2                               | 282.5          | 264.5          | 257.4          | 270.1          | 285.2          |
| Consumption of fixed capital .....   | 616.9          | 661.1          | 632.4                               | 640.9          | 652.2          | 671.6          | 679.7          | 694.6          |
| Less: Inventory valuation adjustment .....   | 20.9           | -13.0          | 20.8                                | 13.3           | -13.6          | -26.7          | -24.9          | -26.7          |
| Equals: Net cash flow .....  | 855.5          | 942.7          | 862.8                               | 910.1          | 930.3          | 955.6          | 974.8          | 1,006.5        |

Table 1.16.—Gross Product of Corporate Business in Current Dollars and Gross Product of Nonfinancial Corporate Business in Current and Chained Dollars

|   | 1998           | 1999           | Seasonally adjusted at annual rates |                |                |                |                | 2000           |
|---|----------------|----------------|-------------------------------------|----------------|----------------|----------------|----------------|----------------|
|   |                |                | 1998                                |                | 1999           |                |                |                |
|   |                |                | IV                                  | I              | II             | III            | IV             |                |
| Billions of dollars   |                |                |                                     |                |                |                |                |                |
| <b>Gross product of corporate business</b> .....  | <b>5,375.3</b> | <b>5,729.8</b> | <b>5,500.1</b>                      | <b>5,599.7</b> | <b>5,666.1</b> | <b>5,759.7</b> | <b>5,893.7</b> | <b>6,017.8</b> |
| Consumption of fixed capital .....  | 616.9          | 661.1          | 632.4                               | 640.9          | 652.2          | 671.6          | 679.7          | 694.6          |
| Net product .....   | 4,758.4        | 5,068.7        | 4,867.7                             | 4,958.8        | 5,013.9        | 5,088.1        | 5,214.0        | 5,323.2        |
| Indirect business tax and nontax liability plus business transfer payments less subsidies ..... | 494.1          | 524.4          | 513.3                               | 509.6          | 517.3          | 524.7          | 545.9          | 553.8          |
| Domestic income .....   | 4,264.3        | 4,544.3        | 4,354.4                             | 4,449.2        | 4,496.6        | 4,563.4        | 4,668.1        | 4,769.4        |
| Compensation of employees .....   | 3,385.3        | 3,614.1        | 3,481.2                             | 3,532.0        | 3,582.7        | 3,644.4        | 3,697.4        | 3,762.1        |
| Wage and salary accruals .....  | 2,871.5        | 3,076.0        | 2,958.4                             | 3,002.1        | 3,047.6        | 3,103.3        | 3,151.0        | 3,207.1        |
| Supplements to wages and salaries .....   | 513.9          | 538.1          | 522.8                               | 529.9          | 535.0          | 541.1          | 546.4          | 555.0          |
| Corporate profits with inventory valuation and capital consumption adjustments .....            | 748.4          | 789.4          | 740.7                               | 782.6          | 777.1          | 776.0          | 821.9          | 855.0          |
| Profits before tax .....  | 681.9          | 745.2          | 668.3                               | 713.8          | 732.5          | 745.6          | 788.8          | 824.8          |
| Profits tax liability .....   | 240.2          | 259.4          | 235.6                               | 248.0          | 254.4          | 259.4          | 275.7          | 288.7          |
| Profits after tax .....   | 441.6          | 485.8          | 432.7                               | 465.8          | 478.0          | 486.2          | 513.1          | 536.1          |
| Dividends .....   | 314.6          | 331.6          | 328.1                               | 308.4          | 342.2          | 337.9          | 338.1          | 334.6          |
| Undistributed profits .....   | 127.0          | 154.1          | 104.6                               | 157.4          | 135.9          | 148.3          | 174.9          | 201.4          |
| Inventory valuation adjustment .....  | 20.9           | -13.0          | 20.8                                | 13.3           | -13.6          | -26.7          | -24.9          | -26.7          |
| Capital consumption adjustment .....  | 45.6           | 57.2           | 51.6                                | 55.5           | 58.2           | 57.0           | 58.0           | 56.9           |
| Net interest .....  | 130.6          | 140.8          | 132.5                               | 134.6          | 136.8          | 143.0          | 148.8          | 152.3          |
| <b>Gross product of financial corporate business</b> .....                                      | <b>608.8</b>   | <b>657.3</b>   | <b>621.5</b>                        | <b>643.0</b>   | <b>643.3</b>   | <b>657.2</b>   | <b>685.8</b>   | <b>696.6</b>   |
| <b>Gross product of nonfinancial corporate business</b> .....                                   | <b>4,766.4</b> | <b>5,072.5</b> | <b>4,878.6</b>                      | <b>4,956.7</b> | <b>5,022.8</b> | <b>5,102.5</b> | <b>5,207.9</b> | <b>5,321.2</b> |
| Consumption of fixed capital .....  | 520.6          | 554.7          | 532.5                               | 539.0          | 547.5          | 563.8          | 568.5          | 579.9          |
| Net product .....   | 4,245.9        | 4,517.8        | 4,346.1                             | 4,417.6        | 4,475.3        | 4,538.8        | 4,639.4        | 4,741.3        |
| Indirect business tax and nontax liability plus business transfer payments less subsidies ..... | 455.3          | 484.4          | 474.7                               | 470.5          | 477.6          | 484.5          | 504.9          | 512.0          |
| Domestic income .....   | 3,790.6        | 4,033.4        | 3,871.4                             | 3,947.2        | 3,997.7        | 4,054.3        | 4,134.5        | 4,229.3        |
| Compensation of employees .....   | 3,090.4        | 3,298.7        | 3,174.6                             | 3,223.8        | 3,270.0        | 3,326.3        | 3,374.7        | 3,433.7        |
| Wage and salary accruals .....  | 2,618.7        | 2,805.2        | 2,695.5                             | 2,737.9        | 2,779.4        | 2,830.1        | 2,873.6        | 2,924.8        |
| Supplements to wages and salaries .....   | 471.7          | 493.5          | 479.0                               | 486.0          | 490.7          | 496.2          | 501.1          | 509.0          |
| Corporate profits with inventory valuation and capital consumption adjustments .....            | 576.7          | 602.8          | 572.7                               | 597.2          | 599.5          | 594.0          | 620.3          | 652.9          |
| Profits before tax .....  | 490.6          | 537.1          | 479.8                               | 508.6          | 534.2          | 541.8          | 563.9          | 597.7          |
| Profits tax liability .....   | 152.5          | 167.6          | 148.8                               | 157.9          | 166.9          | 169.3          | 176.1          | 187.6          |
| Profits after tax .....   | 338.1          | 369.6          | 331.0                               | 350.6          | 367.3          | 372.5          | 387.8          | 410.2          |
| Dividends .....   | 245.4          | 259.7          | 256.9                               | 241.5          | 267.9          | 264.6          | 264.8          | 262.0          |
| Undistributed profits .....   | 92.7           | 109.9          | 74.0                                | 109.1          | 99.4           | 108.0          | 123.1          | 148.1          |
| Inventory valuation adjustment .....  | 20.9           | -13.0          | 20.8                                | 13.3           | -13.6          | -26.7          | -24.9          | -26.7          |
| Capital consumption adjustment .....  | 65.2           | 78.6           | 72.2                                | 75.4           | 78.8           | 78.8           | 81.3           | 81.8           |
| Net interest .....  | 123.5          | 131.9          | 124.1                               | 126.1          | 128.1          | 134.0          | 139.4          | 142.7          |
| Billions of chained (1996) dollars  |                |                |                                     |                |                |                |                |                |
| <b>Gross product of nonfinancial corporate business</b> .....                                   | <b>4,736.6</b> | <b>5,013.9</b> | <b>4,842.5</b>                      | <b>4,911.0</b> | <b>4,964.2</b> | <b>5,044.0</b> | <b>5,136.5</b> | <b>5,228.1</b> |
| Consumption of fixed capital <sup>1</sup> .....   | 530.0          | 577.1          | 545.3                               | 554.1          | 566.9          | 587.3          | 600.0          | 616.2          |
| Net product <sup>2</sup> .....  | 4,206.6        | 4,436.9        | 4,297.1                             | 4,356.9        | 4,397.4        | 4,456.7        | 4,536.5        | 4,611.9        |

1. Chained-dollar consumption of fixed capital of nonfinancial corporate business is calculated as the product of the chain-type quantity index and the 1996 current-dollar value of the corresponding series, divided by 100.

2. Chained-dollar net product of nonfinancial corporate business is the difference between the gross product and the consumption of fixed capital.

## 2. Personal Income and Outlays

**Table 2.1.—Personal Income and Its Disposition**

[Billions of dollars]

|   | 1998           | 1999           | Seasonally adjusted at annual rates |                |                |                |                | 2000           |
|---|----------------|----------------|-------------------------------------|----------------|----------------|----------------|----------------|----------------|
|   |                |                | 1999                                |                |                |                |                |                |
|   |                |                | IV                                  | I              | II             | III            | IV             |                |
| <b>Personal income</b> .....  | <b>7,358.9</b> | <b>7,791.8</b> | <b>7,530.8</b>                      | <b>7,630.2</b> | <b>7,732.6</b> | <b>7,831.4</b> | <b>7,972.9</b> | <b>8,092.5</b> |
| <b>Wage and salary disbursements</b> .....  | <b>4,186.0</b> | <b>4,472.3</b> | <b>4,297.3</b>                      | <b>4,371.5</b> | <b>4,432.6</b> | <b>4,509.4</b> | <b>4,575.6</b> | <b>4,659.8</b> |
| Private industries .....  | 3,493.2        | 3,745.8        | 3,594.5                             | 3,655.7        | 3,711.3        | 3,779.1        | 3,837.1        | 3,905.5        |
| Goods-producing industries .....  | 1,038.7        | 1,082.4        | 1,056.6                             | 1,062.9        | 1,075.1        | 1,090.2        | 1,101.4        | 1,120.7        |
| Manufacturing .....   | 757.5          | 779.7          | 765.6                               | 767.0          | 774.8          | 786.4          | 790.7          | 798.9          |
| Distributive industries .....   | 944.6          | 1,005.8        | 969.9                               | 986.3          | 997.6          | 1,013.4        | 1,025.8        | 1,042.8        |
| Service industries .....  | 1,509.9        | 1,657.6        | 1,568.0                             | 1,606.6        | 1,638.5        | 1,675.5        | 1,709.9        | 1,742.0        |
| Government .....  | 692.8          | 726.5          | 702.8                               | 715.8          | 721.3          | 730.3          | 738.5          | 754.3          |
| <b>Other labor income</b> .....   | <b>515.7</b>   | <b>535.8</b>   | <b>522.1</b>                        | <b>528.0</b>   | <b>533.0</b>   | <b>538.5</b>   | <b>543.7</b>   | <b>550.5</b>   |
| <b>Proprietors' income with inventory valuation and capital consumption adjustments</b> ..... | <b>606.1</b>   | <b>658.5</b>   | <b>637.1</b>                        | <b>639.9</b>   | <b>655.3</b>   | <b>654.0</b>   | <b>685.0</b>   | <b>685.4</b>   |
| Farm .....  | 25.1           | 31.3           | 41.1                                | 32.5           | 34.1           | 21.0           | 37.6           | 23.7           |
| Nonfarm .....   | 581.0          | 627.3          | 596.0                               | 607.5          | 621.2          | 633.0          | 647.4          | 661.7          |
| <b>Rental income of persons with capital consumption adjustment</b> .....                     | <b>137.4</b>   | <b>145.9</b>   | <b>147.0</b>                        | <b>148.6</b>   | <b>148.8</b>   | <b>139.0</b>   | <b>147.3</b>   | <b>145.2</b>   |
| <b>Personal dividend income</b> .....   | <b>348.3</b>   | <b>364.3</b>   | <b>351.9</b>                        | <b>356.1</b>   | <b>361.2</b>   | <b>367.0</b>   | <b>373.1</b>   | <b>379.6</b>   |
| <b>Personal interest income</b> .....   | <b>897.8</b>   | <b>931.3</b>   | <b>906.4</b>                        | <b>907.4</b>   | <b>920.5</b>   | <b>938.8</b>   | <b>958.5</b>   | <b>972.5</b>   |
| <b>Transfer payments to persons</b> .....   | <b>983.6</b>   | <b>1,018.2</b> | <b>991.0</b>                        | <b>1,007.8</b> | <b>1,013.6</b> | <b>1,021.3</b> | <b>1,030.2</b> | <b>1,047.1</b> |
| Old-age, survivors, disability, and health insurance benefits .....                           | 578.1          | 596.4          | 581.1                               | 588.9          | 593.0          | 599.0          | 604.7          | 617.7          |
| Government unemployment insurance benefits .....  | 19.8           | 20.3           | 19.9                                | 20.5           | 20.3           | 20.2           | 20.2           | 20.2           |
| Veterans benefits .....   | 23.3           | 24.3           | 23.6                                | 24.3           | 24.1           | 24.3           | 24.5           | 25.2           |
| Other transfer payments .....   | 362.3          | 377.2          | 366.4                               | 374.1          | 376.2          | 377.8          | 380.8          | 384.0          |
| Family assistance <sup>1</sup> .....  | 17.1           | 15.9           | 17.3                                | 16.9           | 16.3           | 15.4           | 15.1           | 15.2           |
| Other .....   | 345.2          | 361.3          | 349.1                               | 357.2          | 359.9          | 362.4          | 365.7          | 368.8          |
| <b>Less: Personal contributions for social insurance</b> .....                                | <b>315.9</b>   | <b>334.6</b>   | <b>322.0</b>                        | <b>328.9</b>   | <b>332.3</b>   | <b>336.7</b>   | <b>340.4</b>   | <b>347.6</b>   |
| <b>Less: Personal tax and nontax payments</b> .....   | <b>1,072.6</b> | <b>1,152.1</b> | <b>1,113.0</b>                      | <b>1,124.8</b> | <b>1,139.4</b> | <b>1,160.4</b> | <b>1,183.8</b> | <b>1,212.7</b> |
| <b>Equals: Disposable personal income</b> .....   | <b>6,286.2</b> | <b>6,639.7</b> | <b>6,417.8</b>                      | <b>6,505.4</b> | <b>6,593.2</b> | <b>6,671.0</b> | <b>6,789.1</b> | <b>6,879.8</b> |
| <b>Less: Personal outlays</b> .....   | <b>6,056.6</b> | <b>6,483.3</b> | <b>6,190.3</b>                      | <b>6,310.3</b> | <b>6,425.2</b> | <b>6,531.5</b> | <b>6,666.3</b> | <b>6,839.2</b> |
| Personal consumption expenditures .....   | 5,848.6        | 6,257.3        | 5,973.7                             | 6,090.8        | 6,200.8        | 6,303.7        | 6,434.1        | 6,602.5        |
| Interest paid by persons .....  | 185.7          | 201.7          | 193.2                               | 196.1          | 199.9          | 203.3          | 207.4          | 211.7          |
| Personal transfer payments to the rest of the world (net) .....                               | 22.3           | 24.3           | 23.3                                | 23.5           | 24.6           | 24.5           | 24.7           | 25.0           |
| <b>Equals: Personal saving</b> .....  | <b>229.7</b>   | <b>156.3</b>   | <b>227.5</b>                        | <b>195.1</b>   | <b>168.0</b>   | <b>139.5</b>   | <b>122.8</b>   | <b>40.6</b>    |
| <b>Addenda:</b>   |                |                |                                     |                |                |                |                |                |
| Disposable personal income: Total, billions of chained (1996) dollars <sup>2</sup> .....      | 6,107.1        | 6,349.4        | 6,209.0                             | 6,271.0        | 6,320.7        | 6,366.2        | 6,439.6        | 6,475.4        |
| Per capita:   |                |                |                                     |                |                |                |                |                |
| Current dollars .....   | 23,231         | 24,307         | 23,628                              | 23,904         | 24,171         | 24,389         | 24,759         | 25,044         |
| Chained (1996) dollars .....  | 22,569         | 23,244         | 22,859                              | 23,043         | 23,172         | 23,275         | 23,485         | 23,571         |
| Population (mid-period, millions) .....   | 270.6          | 273.2          | 271.6                               | 272.1          | 272.8          | 273.5          | 274.2          | 274.7          |
| <b>Personal saving as a percentage of disposable personal income</b> .....                    | <b>3.7</b>     | <b>2.4</b>     | <b>3.5</b>                          | <b>3.0</b>     | <b>2.5</b>     | <b>2.1</b>     | <b>1.8</b>     | <b>.6</b>      |

1. Consists of aid to families with dependent children and, beginning with 1996, assistance programs operating under the Personal Responsibility and Work Opportunity Reconciliation Act of 1996.  
2. Equals disposable personal income deflated by the implicit price deflator for personal consumption expenditures.

NOTE.—Percent changes from preceding period for disposable personal income are shown in table 8.1.

**Table 2.2.—Personal Consumption Expenditures by Major Type of Product**

[Billions of dollars]

|  | 1998           | 1999           | Seasonally adjusted at annual rates |                |                |                |                | 2000           |
|--|----------------|----------------|-------------------------------------|----------------|----------------|----------------|----------------|----------------|
|  |                |                | 1999                                |                |                |                |                |                |
|  |                |                | IV                                  | I              | II             | III            | IV             |                |
| <b>Personal consumption expenditures</b> .....               | <b>5,848.6</b> | <b>6,257.3</b> | <b>5,973.7</b>                      | <b>6,090.8</b> | <b>6,200.8</b> | <b>6,303.7</b> | <b>6,434.1</b> | <b>6,602.5</b> |
| <b>Durable goods</b> .....                                   | <b>698.2</b>   | <b>758.6</b>   | <b>722.8</b>                        | <b>739.0</b>   | <b>751.6</b>   | <b>761.8</b>   | <b>782.1</b>   | <b>818.6</b>   |
| Motor vehicles and parts .....                               | 289.2          | 316.1          | 304.4                               | 306.8          | 313.8          | 318.1          | 325.5          | 344.4          |
| Furniture and household equipment .....                      | 268.7          | 290.5          | 275.3                               | 283.8          | 287.3          | 292.0          | 298.9          | 309.4          |
| Other .....  | 140.3          | 152.1          | 143.1                               | 148.3          | 150.5          | 151.8          | 157.7          | 164.8          |
| <b>Nondurable goods</b> .....                                | <b>1,708.9</b> | <b>1,843.1</b> | <b>1,742.9</b>                      | <b>1,787.8</b> | <b>1,824.8</b> | <b>1,853.9</b> | <b>1,905.8</b> | <b>1,957.2</b> |
| Food .....   | 853.4          | 904.1          | 875.6                               | 885.4          | 893.4          | 903.9          | 933.8          | 944.8          |
| Clothing and shoes .....                                     | 286.3          | 306.3          | 289.2                               | 301.8          | 306.7          | 308.1          | 308.6          | 319.1          |
| Gasoline, fuel oil, and other energy goods .....             | 126.2          | 138.7          | 120.9                               | 120.1          | 136.3          | 144.6          | 153.6          | 170.4          |
| Gasoline and oil .....                                       | 112.9          | 123.8          | 108.3                               | 106.5          | 121.7          | 129.3          | 137.7          | 151.1          |
| Fuel oil and coal .....                                      | 13.2           | 14.9           | 12.6                                | 13.7           | 14.6           | 15.4           | 15.9           | 19.4           |
| Other .....  | 442.9          | 494.0          | 457.2                               | 480.5          | 488.4          | 497.3          | 509.8          | 522.9          |
| <b>Services</b> .....  | <b>3,441.5</b> | <b>3,655.6</b> | <b>3,508.0</b>                      | <b>3,564.0</b> | <b>3,624.3</b> | <b>3,688.0</b> | <b>3,746.2</b> | <b>3,826.7</b> |
| Housing .....  | 855.9          | 902.5          | 874.3                               | 885.6          | 897.3          | 907.6          | 919.6          | 932.9          |
| Household operation .....                                    | 346.9          | 362.2          | 347.3                               | 356.2          | 360.3          | 366.8          | 365.3          | 371.5          |
| Electricity and gas .....                                    | 128.1          | 130.2          | 122.9                               | 128.3          | 129.4          | 133.8          | 129.3          | 132.5          |
| Other household operation .....                              | 218.8          | 231.9          | 224.5                               | 227.9          | 230.9          | 233.0          | 236.0          | 238.9          |
| Transportation .....   | 245.2          | 255.0          | 247.7                               | 250.3          | 254.0          | 256.5          | 259.1          | 263.4          |
| Medical care .....   | 894.3          | 941.3          | 910.5                               | 922.5          | 933.0          | 948.1          | 961.7          | 977.8          |
| Recreation .....   | 221.0          | 246.2          | 226.1                               | 233.1          | 241.0          | 252.1          | 258.7          | 269.2          |
| Other .....  | 878.2          | 948.4          | 902.1                               | 916.4          | 938.8          | 956.8          | 981.8          | 1,011.9        |
| <b>Addenda:</b>  |                |                |                                     |                |                |                |                |                |
| Energy goods and services <sup>1</sup> .....                 | 254.3          | 268.9          | 243.8                               | 248.4          | 265.7          | 278.5          | 282.9          | 303.0          |
| Personal consumption expenditures less food and energy ..... | 4,740.8        | 5,084.3        | 4,854.3                             | 4,956.9        | 5,041.6        | 5,121.3        | 5,217.5        | 5,354.8        |

1. Consists of gasoline, fuel oil, and other energy goods and of electricity and gas.

**Table 2.3.—Real Personal Consumption Expenditures by Major Type of Product**

[Billions of chained (1996) dollars]

|  | 1998           | 1999           | 1999           | 1999           | 1999           | 1999           | 1999           | 2000           |
|--|----------------|----------------|----------------|----------------|----------------|----------------|----------------|----------------|
| <b>Personal consumption expenditures</b> .....               | <b>5,681.8</b> | <b>5,983.6</b> | <b>5,779.3</b> | <b>5,871.3</b> | <b>5,944.5</b> | <b>6,015.7</b> | <b>6,102.9</b> | <b>6,214.3</b> |
| <b>Durable goods</b> .....                                   | <b>731.5</b>   | <b>815.7</b>   | <b>766.0</b>   | <b>788.8</b>   | <b>806.1</b>   | <b>821.2</b>   | <b>846.7</b>   | <b>890.6</b>   |
| Motor vehicles and parts .....                               | 291.9          | 318.2          | 307.4          | 310.4          | 317.2          | 319.6          | 325.7          | 346.2          |
| Furniture and household equipment .....                      | 297.4          | 341.9          | 312.6          | 326.7          | 335.5          | 346.0          | 359.4          | 375.1          |
| Other .....  | 142.7          | 157.3          | 146.5          | 152.9          | 157.7          | 156.7          | 164.1          | 171.4          |
| <b>Nondurable goods</b> .....                                | <b>1,685.3</b> | <b>1,776.1</b> | <b>1,712.6</b> | <b>1,749.5</b> | <b>1,763.7</b> | <b>1,779.3</b> | <b>1,812.0</b> | <b>1,836.7</b> |
| Food .....   | 820.6          | 851.8          | 835.4          | 839.5          | 844.6          | 850.0          | 873.1          | 878.1          |
| Clothing and shoes .....                                     | 292.2          | 317.8          | 295.6          | 314.7          | 316.8          | 321.6          | 318.1          | 332.8          |
| Gasoline, fuel oil, and other energy goods .....             | 142.1          | 144.3          | 141.9          | 142.9          | 143.9          | 144.5          | 146.0          | 142.1          |
| Gasoline and oil .....                                       | 127.7          | 128.3          | 127.7          | 127.1          | 127.5          | 128.2          | 130.4          | 126.8          |
| Fuel oil and coal .....                                      | 14.5           | 16.0           | 14.2           | 15.8           | 16.4           | 16.3           | 15.6           | 15.3           |
| Other .....  | 430.6          | 462.2          | 439.4          | 452.6          | 458.6          | 463.5          | 474.1          | 484.3          |
| <b>Services</b> .....  | <b>3,268.0</b> | <b>3,400.1</b> | <b>3,305.9</b> | <b>3,339.8</b> | <b>3,382.3</b> | <b>3,423.4</b> | <b>3,454.7</b> | <b>3,501.8</b> |
| Housing .....  | 805.6          | 826.0          | 812.0          | 818.4          | 823.1          | 828.5          | 834.1          | 839.3          |
| Household operation .....                                    | 344.3          | 359.5          | 345.4          | 354.0          | 358.8          | 364.4          | 361.0          | 366.5          |
| Electricity and gas .....                                    | 129.6          | 132.3          | 125.7          | 131.1          | 132.2          | 135.4          | 130.2          | 132.9          |
| Other household operation .....                              | 214.7          | 227.1          | 219.6          | 222.8          | 226.4          | 228.9          | 230.5          | 233.3          |
| Transportation .....   | 234.2          | 241.0          | 236.1          | 237.7          | 239.9          | 242.4          | 243.9          | 245.5          |
| Medical care .....   | 854.4          | 876.9          | 862.2          | 865.6          | 872.0          | 880.9          | 889.1          | 896.7          |
| Recreation .....   | 208.8          | 228.0          | 212.8          | 218.4          | 225.0          | 232.4          | 236.3          | 243.2          |
| Other .....  | 820.3          | 868.1          | 836.8          | 845.3          | 863.1          | 874.6          | 889.4          | 909.7          |
| Residual .....   | -3.4           | -9.3           | -4.7           | -7.7           | -8.5           | -10.2          | -11.1          | -16.3          |
| <b>Addenda:</b>  |                |                |                |                |                |                |                |                |
| Energy goods and services <sup>1</sup> .....                 | 271.8          | 276.7          | 267.3          | 274.1          | 276.2          | 280.0          | 276.5          | 274.9          |
| Personal consumption expenditures less food and energy ..... | 4,589.1        | 4,853.7        | 4,675.1        | 4,756.4        | 4,822.4        | 4,884.5        | 4,951.6        | 5,059.8        |

1. Consists of gasoline, fuel oil, and other energy goods and of electricity and gas.

NOTE.—Chained (1996) dollar series are calculated as the product of the chain-type quantity index and the 1996 current-dollar value of the corresponding series, divided by 100. Because the formula for the chain-type quantity indexes uses weights of more than one period, the corresponding chained-dollar estimates are usually not additive. The residual line is the difference between the first line and the sum of the most detailed lines.

Chain-type quantity indexes for the series in this table are shown in table 7.4.

Contributions to the percent change in real personal consumption expenditures are shown in table 8.3.

## 3. Government Current Receipts and Expenditures

Table 3.1.—Government Current Receipts and Expenditures

[Billions of dollars]

|   | 1998           | 1999           | Seasonally adjusted at annual rates |                |                |                |                |                |
|---|----------------|----------------|-------------------------------------|----------------|----------------|----------------|----------------|----------------|
|   |                |                | 1998                                | 1999           |                |                | 2000           |                |
|   |                |                | IV                                  | I              | II             | III            | IV             | I              |
| <b>Current receipts</b> .....   | <b>2,611.8</b> | <b>2,786.0</b> | <b>2,680.2</b>                      | <b>2,716.6</b> | <b>2,754.4</b> | <b>2,800.5</b> | <b>2,872.6</b> | <b>2,938.2</b> |
| Personal tax and nontax receipts .....  | 1,072.6        | 1,152.1        | 1,113.0                             | 1,124.8        | 1,139.4        | 1,160.4        | 1,183.8        | 1,212.7        |
| Corporate profits tax accruals .....  | 240.2          | 259.4          | 235.6                               | 248.0          | 254.4          | 259.4          | 275.7          | 288.7          |
| Indirect business tax and nontax accruals .....                                   | 677.0          | 716.3          | 697.8                               | 696.6          | 706.7          | 718.3          | 743.7          | 753.4          |
| Contributions for social insurance .....  | 621.9          | 658.2          | 633.8                               | 647.2          | 653.8          | 662.3          | 669.4          | 683.4          |
| <b>Current expenditures</b> .....   | <b>2,523.1</b> | <b>2,619.6</b> | <b>2,566.3</b>                      | <b>2,570.3</b> | <b>2,598.7</b> | <b>2,617.8</b> | <b>2,691.7</b> | <b>2,695.2</b> |
| Consumption expenditures .....  | 1,261.0        | 1,332.2        | 1,282.1                             | 1,299.4        | 1,313.7        | 1,341.5        | 1,374.3        | 1,385.5        |
| Transfer payments (net) .....   | 965.2          | 999.2          | 980.7                               | 985.3          | 993.3          | 1,000.1        | 1,018.0        | 1,023.8        |
| To persons .....  | 954.8          | 988.6          | 962.0                               | 978.5          | 984.1          | 991.6          | 1,000.3        | 1,017.1        |
| To the rest of the world (net) .....  | 10.4           | 10.5           | 18.7                                | 6.8            | 9.2            | 8.5            | 17.7           | 6.7            |
| Net interest paid .....   | 276.4          | 262.1          | 272.5                               | 265.0          | 264.1          | 259.2          | 260.1          | 263.4          |
| Interest paid .....   | 368.4          | 356.8          | 365.6                               | 358.1          | 358.6          | 354.3          | 356.0          | 360.6          |
| To persons and business .....   | 277.3          | 261.6          | 274.8                               | 267.4          | 266.0          | 257.7          | 255.4          | 254.2          |
| To the rest of the world .....  | 91.1           | 95.1           | 90.8                                | 90.7           | 92.6           | 96.6           | 100.6          | 106.4          |
| Less: Interest received by government .....                                       | 92.0           | 94.7           | 93.2                                | 93.1           | 94.5           | 95.1           | 95.9           | 97.2           |
| Less: Dividends received by government .....                                      | .3             | .3             | .3                                  | .3             | .3             | .3             | .3             | .4             |
| Subsidies less current surplus of government enterprises .....                    | 20.8           | 26.5           | 31.4                                | 21.0           | 27.9           | 17.3           | 39.7           | 22.8           |
| Subsidies .....   | 35.6           | 43.8           | 46.4                                | 38.0           | 44.9           | 34.6           | 57.5           | 41.1           |
| Less: Current surplus of government enterprises .....                             | 14.8           | 17.3           | 15.0                                | 16.9           | 17.0           | 17.3           | 17.9           | 18.4           |
| Less: Wage accruals less disbursements .....                                      | 0              | 0              | 0                                   | 0              | 0              | 0              | 0              | 0              |
| <b>Current surplus or deficit (-), national income and product accounts</b> ..... | <b>88.7</b>    | <b>166.4</b>   | <b>113.9</b>                        | <b>146.3</b>   | <b>155.7</b>   | <b>182.7</b>   | <b>180.9</b>   | <b>243.0</b>   |
| Social insurance funds .....  | 57.3           | 77.7           | 67.0                                | 72.7           | 76.4           | 79.7           | 81.9           | 83.7           |
| Other .....   | 31.4           | 88.7           | 46.9                                | 73.6           | 79.3           | 103.0          | 99.0           | 159.4          |
| <b>Addenda:</b>   |                |                |                                     |                |                |                |                |                |
| Net lending or net borrowing (-) .....  | 34.4           | 92.5           | 58.2                                | 75.6           | 86.9           | 108.9          | 98.6           | 153.2          |
| Current surplus or deficit (-), national income and product accounts .....        | 88.7           | 166.4          | 113.9                               | 146.3          | 155.7          | 182.7          | 180.9          | 243.0          |
| Plus: Consumption of fixed capital .....  | 186.2          | 196.0          | 189.1                               | 192.0          | 194.5          | 197.2          | 200.5          | 203.4          |
| Plus: Capital transfers received (net) .....                                      | 32.6           | 36.9           | 34.8                                | 35.1           | 37.9           | 34.5           | 40.3           | 37.1           |
| Less: Gross investment .....  | 268.7          | 297.8          | 272.6                               | 289.8          | 292.2          | 295.7          | 313.7          | 321.1          |
| Less: Net purchases of nonproduced assets .....                                   | 4.3            | 9.1            | 7.0                                 | 8.0            | 8.9            | 9.9            | 9.5            | 9.2            |

**Table 3.2.—Federal Government Current Receipts and Expenditures**

[Billions of dollars]

|   | 1998           | 1999           | Seasonally adjusted at annual rates |                |                |                |                |                |
|---|----------------|----------------|-------------------------------------|----------------|----------------|----------------|----------------|----------------|
|   |                |                | 1998                                |                | 1999           |                |                | 2000           |
|   |                |                | IV                                  | I              | II             | III            | IV             | I              |
| <b>Current receipts</b> .....   | <b>1,750.7</b> | <b>1,871.3</b> | <b>1,793.3</b>                      | <b>1,826.5</b> | <b>1,853.1</b> | <b>1,883.1</b> | <b>1,922.3</b> | <b>1,976.8</b> |
| Personal tax and nontax receipts  | 835.7          | 900.2          | 868.1                               | 877.9          | 892.1          | 908.0          | 922.7          | 949.6          |
| Income taxes  | 827.6          | 891.3          | 859.8                               | 869.4          | 883.4          | 899.0          | 913.5          | 940.0          |
| Nontaxes  | 8.1            | 8.9            | 8.3                                 | 8.5            | 8.8            | 9.0            | 9.3            | 9.6            |
| Corporate profits tax accruals  | 206.5          | 222.4          | 202.6                               | 212.6          | 218.1          | 222.4          | 236.7          | 247.9          |
| Federal Reserve banks   | 26.6           | 24.7           | 26.7                                | 23.5           | 23.7           | 24.6           | 27.1           | 28.3           |
| Other   | 179.9          | 197.7          | 175.9                               | 189.1          | 194.4          | 197.9          | 209.6          | 219.6          |
| Indirect business tax and nontax accruals                                   | 97.3           | 101.5          | 99.6                                | 99.5           | 100.0          | 101.5          | 105.0          | 107.7          |
| Excise taxes  | 62.9           | 67.0           | 65.7                                | 66.3           | 66.9           | 66.9           | 68.1           | 72.7           |
| Customs duties  | 19.6           | 20.0           | 19.6                                | 19.0           | 18.8           | 20.5           | 21.5           | 19.5           |
| Nontaxes  | 14.8           | 14.5           | 14.3                                | 14.1           | 14.2           | 14.2           | 15.5           | 15.5           |
| Contributions for social insurance  | 611.2          | 647.1          | 623.1                               | 636.5          | 642.9          | 651.2          | 657.9          | 671.5          |
| <b>Current expenditures</b> .....   | <b>1,703.8</b> | <b>1,755.8</b> | <b>1,733.5</b>                      | <b>1,728.9</b> | <b>1,735.0</b> | <b>1,749.3</b> | <b>1,810.2</b> | <b>1,790.5</b> |
| Consumption expenditures  | 453.5          | 474.8          | 460.0                               | 467.0          | 465.2          | 475.0          | 491.9          | 483.4          |
| Transfer payments (net)   | 730.4          | 754.5          | 742.1                               | 743.4          | 749.7          | 754.8          | 770.1          | 773.5          |
| To persons  | 720.0          | 744.0          | 723.5                               | 736.6          | 740.5          | 746.4          | 752.4          | 766.8          |
| To the rest of the world (net)  | 10.4           | 10.5           | 18.7                                | 6.8            | 9.2            | 8.5            | 17.7           | 6.7            |
| Grants-in-aid to State and local governments                                | 209.3          | 225.5          | 214.2                               | 219.9          | 215.7          | 230.6          | 235.6          | 234.4          |
| Net interest paid   | 278.4          | 262.8          | 274.3                               | 266.0          | 264.8          | 259.9          | 260.6          | 263.9          |
| Interest paid   | 297.7          | 285.4          | 294.8                               | 287.1          | 287.4          | 282.9          | 284.2          | 288.4          |
| To persons and business   | 206.6          | 190.3          | 204.0                               | 196.4          | 194.8          | 186.3          | 183.6          | 182.0          |
| To the rest of the world  | 91.1           | 95.1           | 90.8                                | 90.7           | 92.6           | 96.6           | 100.6          | 106.4          |
| Less: Interest received by government                                       | 19.3           | 22.6           | 20.5                                | 21.1           | 22.6           | 23.0           | 23.6           | 24.5           |
| Subsidies less current surplus of government enterprises                    | 32.1           | 38.3           | 42.9                                | 32.6           | 39.5           | 29.0           | 51.8           | 35.3           |
| Subsidies   | 35.1           | 43.3           | 45.9                                | 37.5           | 44.4           | 34.1           | 57.0           | 40.6           |
| Less: Current surplus of government enterprises                             | 3.0            | 5.0            | 3.0                                 | 4.8            | 4.9            | 5.1            | 5.2            | 5.3            |
| Less: Wage accruals less disbursements                                      | 0              | 0              | 0                                   | 0              | 0              | 0              | 0              | 0              |
| <b>Current surplus or deficit (-), national income and product accounts</b> | <b>46.9</b>    | <b>115.4</b>   | <b>59.7</b>                         | <b>97.6</b>    | <b>118.1</b>   | <b>133.8</b>   | <b>112.2</b>   | <b>186.3</b>   |
| Social insurance funds  | 56.4           | 76.9           | 66.3                                | 72.2           | 75.6           | 78.9           | 80.9           | 82.4           |
| Other   | -9.4           | 38.5           | -6.6                                | 25.4           | 42.5           | 54.9           | 31.3           | 103.9          |
| <b>Addenda:</b>   |                |                |                                     |                |                |                |                |                |
| Net lending or net borrowing (-)  | 51.1           | 106.3          | 60.8                                | 96.2           | 108.3          | 120.4          | 100.1          | 174.4          |
| Current surplus or deficit (-), national income and product accounts        | 46.9           | 115.4          | 59.7                                | 97.6           | 118.1          | 133.8          | 112.2          | 186.3          |
| Plus: Consumption of fixed capital  | 87.4           | 90.9           | 88.1                                | 89.6           | 90.2           | 91.2           | 92.4           | 93.4           |
| Plus: Capital transfers received (net)                                      | -3.6           | -5.0           | -3.4                                | -2.7           | -4.8           | -9.7           | -2.9           | -8.9           |
| Less: Gross investment  | 85.2           | 95.8           | 86.7                                | 90.4           | 96.4           | 94.9           | 101.7          | 96.6           |
| Less: Net purchases of nonproduced assets                                   | -5.6           | -8             | -3.1                                | -2.1           | -1.1           | 0              | -2             | -2             |

**Table 3.3.—State and Local Government Current Receipts and Expenditures**

[Billions of dollars]

|   | 1998           | 1999           | Seasonally adjusted at annual rates |                |                |                |                |                |
|---|----------------|----------------|-------------------------------------|----------------|----------------|----------------|----------------|----------------|
|   |                |                | 1998                                |                | 1999           |                |                | 2000           |
|   |                |                | IV                                  | I              | II             | III            | IV             | I              |
| <b>Current receipts</b> .....   | <b>1,070.4</b> | <b>1,140.2</b> | <b>1,101.1</b>                      | <b>1,110.0</b> | <b>1,117.0</b> | <b>1,148.0</b> | <b>1,185.9</b> | <b>1,195.8</b> |
| Personal tax and nontax receipts  | 236.9          | 251.9          | 244.9                               | 246.9          | 247.3          | 252.4          | 261.1          | 263.1          |
| Income taxes  | 184.7          | 196.8          | 191.6                               | 192.9          | 192.5          | 197.0          | 204.9          | 206.2          |
| Nontaxes  | 33.2           | 35.3           | 34.0                                | 34.5           | 35.1           | 35.6           | 36.2           | 36.8           |
| Other   | 19.0           | 19.7           | 19.3                                | 19.5           | 19.7           | 19.8           | 20.0           | 20.1           |
| Corporate profits tax accruals  | 33.8           | 37.0           | 33.1                                | 35.4           | 36.4           | 37.0           | 39.1           | 40.9           |
| Indirect business tax and nontax accruals                                   | 579.6          | 614.8          | 598.2                               | 597.1          | 606.8          | 616.8          | 638.6          | 645.6          |
| Sales taxes   | 284.3          | 307.2          | 291.1                               | 298.5          | 303.7          | 309.5          | 317.0          | 325.6          |
| Property taxes  | 225.5          | 234.5          | 226.3                               | 229.5          | 232.8          | 236.1          | 239.4          | 242.3          |
| Other   | 69.8           | 73.2           | 80.8                                | 69.1           | 70.3           | 71.2           | 82.3           | 77.7           |
| Contributions for social insurance  | 10.7           | 11.1           | 10.7                                | 10.7           | 10.9           | 11.2           | 11.5           | 11.9           |
| Federal grants-in-aid   | 209.3          | 225.5          | 214.2                               | 219.9          | 215.7          | 230.6          | 235.6          | 234.4          |
| <b>Current expenditures</b> .....   | <b>1,028.7</b> | <b>1,089.2</b> | <b>1,046.9</b>                      | <b>1,061.2</b> | <b>1,079.4</b> | <b>1,099.1</b> | <b>1,117.1</b> | <b>1,139.1</b> |
| Consumption expenditures  | 807.5          | 857.4          | 822.2                               | 832.4          | 848.4          | 866.5          | 882.4          | 902.2          |
| Transfer payments to persons  | 234.8          | 244.7          | 238.5                               | 241.9          | 243.6          | 245.3          | 247.8          | 250.3          |
| Net interest paid   | -2.0           | -7             | -1.8                                | -1.0           | -7             | -6             | -6             | -4             |
| Interest paid   | 70.7           | 71.3           | 70.8                                | 71.0           | 71.2           | 71.5           | 71.8           | 72.2           |
| Less: Interest received by government                                       | 72.7           | 72.1           | 72.7                                | 72.0           | 71.9           | 72.1           | 72.3           | 72.7           |
| Less: Dividends received by government                                      | .3             | .3             | .3                                  | .3             | .3             | .3             | .3             | .4             |
| Subsidies less current surplus of government enterprises                    | -11.3          | -11.8          | -11.6                               | -11.6          | -11.6          | -11.7          | -12.2          | -12.6          |
| Subsidies   | .5             | .5             | .5                                  | .5             | .5             | .5             | .5             | .5             |
| Less: Current surplus of government enterprises                             | 11.7           | 12.3           | 12.1                                | 12.1           | 12.1           | 12.2           | 12.7           | 13.1           |
| Less: Wage accruals less disbursements                                      | 0              | 0              | 0                                   | 0              | 0              | 0              | 0              | 0              |
| <b>Current surplus or deficit (-), national income and product accounts</b> | <b>41.7</b>    | <b>51.0</b>    | <b>54.2</b>                         | <b>48.7</b>    | <b>37.6</b>    | <b>48.9</b>    | <b>68.8</b>    | <b>56.7</b>    |
| Social insurance funds  | .9             | .8             | .7                                  | .6             | .8             | .8             | 1.0            | 1.3            |
| Other   | 40.8           | 50.2           | 53.4                                | 48.2           | 36.8           | 48.1           | 67.7           | 55.5           |
| <b>Addenda:</b>   |                |                |                                     |                |                |                |                |                |
| Net lending or net borrowing (-)  | -16.8          | -13.8          | -2.6                                | -20.6          | -21.4          | -11.6          | -1.5           | -21.2          |
| Current surplus or deficit (-), national income and product accounts        | 41.7           | 51.0           | 54.2                                | 48.7           | 37.6           | 48.9           | 68.8           | 56.7           |
| Plus: Consumption of fixed capital  | 98.8           | 105.2          | 101.1                               | 102.4          | 104.3          | 106.0          | 108.1          | 109.9          |
| Plus: Capital transfers received (net)                                      | 36.2           | 42.0           | 38.2                                | 37.8           | 42.6           | 44.2           | 43.2           | 46.0           |
| Less: Gross investment  | 183.5          | 202.0          | 185.9                               | 199.4          | 195.8          | 200.8          | 212.0          | 224.6          |
| Less: Net purchases of nonproduced assets                                   | 9.9            | 9.9            | 10.2                                | 10.1           | 10.0           | 9.8            | 9.6            | 9.3            |

Table 3.7.—Government Consumption Expenditures and Gross Investment by Type

[Billions of dollars]

|  | 1998           | 1999           | Seasonally adjusted at annual rates |                |                |                |                |                |
|--|----------------|----------------|-------------------------------------|----------------|----------------|----------------|----------------|----------------|
|  |                |                | 1998                                |                | 1999           |                |                | 2000           |
|  |                |                | IV                                  | I              | II             | III            | IV             | I              |
| <b>Government consumption expenditures and gross investment<sup>1</sup></b> .....              | <b>1,529.7</b> | <b>1,630.1</b> | <b>1,554.8</b>                      | <b>1,589.1</b> | <b>1,605.9</b> | <b>1,637.2</b> | <b>1,688.0</b> | <b>1,706.7</b> |
| <b>Federal</b> .....   | <b>538.7</b>   | <b>570.6</b>   | <b>546.7</b>                        | <b>557.4</b>   | <b>561.6</b>   | <b>569.8</b>   | <b>593.6</b>   | <b>579.9</b>   |
| <b>National defense</b> .....  | <b>348.6</b>   | <b>364.5</b>   | <b>352.9</b>                        | <b>355.8</b>   | <b>354.3</b>   | <b>365.4</b>   | <b>382.6</b>   | <b>364.8</b>   |
| Consumption expenditures .....   | 299.9          | 310.7          | 303.4                               | 304.6          | 300.8          | 312.1          | 325.5          | 310.5          |
| Durable goods <sup>2</sup> .....   | 21.0           | 21.4           | 21.4                                | 20.4           | 21.1           | 22.4           | 22.0           | 21.8           |
| Nondurable goods .....   | 7.0            | 8.0            | 6.9                                 | 6.4            | 7.4            | 9.8            | 8.6            | 10.1           |
| Services .....   | 271.9          | 281.2          | 275.1                               | 277.8          | 272.3          | 279.9          | 294.9          | 278.6          |
| Compensation of general government employees, except own-account investment <sup>3</sup> ..... | 131.0          | 133.0          | 129.9                               | 133.2          | 132.9          | 133.3          | 132.6          | 137.3          |
| Consumption of general government fixed capital <sup>4</sup> .....                             | 61.6           | 62.5           | 61.5                                | 62.2           | 62.3           | 62.7           | 62.9           | 63.1           |
| Other services .....   | 79.3           | 85.7           | 83.6                                | 82.4           | 77.1           | 83.9           | 99.4           | 78.2           |
| Gross investment .....   | 48.7           | 53.8           | 49.5                                | 51.2           | 53.5           | 53.4           | 57.1           | 54.3           |
| Structures .....   | 5.4            | 5.3            | 5.1                                 | 5.4            | 5.3            | 5.2            | 5.3            | 4.9            |
| Equipment and software .....   | 43.3           | 48.5           | 44.4                                | 45.8           | 48.2           | 48.2           | 51.9           | 49.4           |
| <b>Nondefense</b> .....  | <b>190.1</b>   | <b>206.1</b>   | <b>193.8</b>                        | <b>201.6</b>   | <b>207.3</b>   | <b>204.4</b>   | <b>211.1</b>   | <b>215.2</b>   |
| Consumption expenditures .....   | 153.6          | 164.1          | 156.5                               | 162.4          | 164.4          | 162.9          | 166.5          | 172.9          |
| Durable goods <sup>2</sup> .....   | -2             | 1.3            | 1.2                                 | 1.3            | 1.4            | 1.1            | 1.3            | 1.4            |
| Nondurable goods .....   | 8.4            | 9.8            | 8.6                                 | 9.5            | 9.6            | 10.1           | 10.2           | 10.8           |
| Commodity Credit Corporation inventory change ...  | .1             | 1.1            | .4                                  | 1.1            | .8             | 1.1            | 1.2            | 1.6            |
| Other nondurables .....  | 8.2            | 8.8            | 8.2                                 | 8.4            | 8.8            | 8.9            | 9.0            | 9.2            |
| Services .....   | 145.5          | 152.9          | 146.8                               | 151.7          | 153.4          | 151.7          | 155.0          | 160.6          |
| Compensation of general government employees, except own-account investment <sup>3</sup> ..... | 81.9           | 87.9           | 84.2                                | 88.3           | 87.6           | 87.3           | 88.6           | 93.8           |
| Consumption of general government fixed capital <sup>4</sup> .....                             | 20.9           | 23.0           | 21.5                                | 22.3           | 22.7           | 23.2           | 24.0           | 24.7           |
| Other services .....   | 42.7           | 42.0           | 41.0                                | 41.1           | 43.2           | 41.2           | 42.4           | 42.1           |
| Gross investment .....   | 36.5           | 42.0           | 37.2                                | 39.2           | 42.9           | 41.5           | 44.6           | 42.3           |
| Structures .....   | 11.3           | 11.3           | 11.6                                | 11.7           | 10.8           | 11.4           | 11.5           | 10.7           |
| Equipment and software .....   | 25.2           | 30.7           | 25.7                                | 27.4           | 32.1           | 30.1           | 33.1           | 31.5           |
| <b>State and local</b> .....   | <b>991.0</b>   | <b>1,059.4</b> | <b>1,008.1</b>                      | <b>1,031.8</b> | <b>1,044.3</b> | <b>1,067.4</b> | <b>1,094.4</b> | <b>1,126.7</b> |
| Consumption expenditures .....   | 807.5          | 857.4          | 822.2                               | 832.4          | 848.4          | 866.5          | 882.4          | 902.2          |
| Durable goods <sup>2</sup> .....   | 15.2           | 16.2           | 15.5                                | 15.8           | 16.0           | 16.3           | 16.7           | 17.0           |
| Nondurable goods .....   | 86.3           | 95.3           | 86.7                                | 87.7           | 93.1           | 98.5           | 101.8          | 109.8          |
| Services .....   | 706.1          | 746.0          | 719.9                               | 728.8          | 739.3          | 751.7          | 764.0          | 775.5          |
| Compensation of general government employees, except own-account investment <sup>3</sup> ..... | 592.6          | 621.9          | 602.6                               | 609.8          | 616.9          | 626.4          | 634.5          | 642.1          |
| Consumption of general government fixed capital <sup>4</sup> .....                             | 76.0           | 81.2           | 77.8                                | 78.9           | 80.5           | 81.9           | 83.6           | 85.2           |
| Other services .....   | 37.5           | 42.8           | 39.5                                | 40.2           | 41.9           | 43.4           | 45.9           | 48.2           |
| Gross investment .....   | 183.5          | 202.0          | 185.9                               | 199.4          | 195.8          | 200.8          | 212.0          | 224.6          |
| Structures .....   | 135.2          | 149.7          | 136.1                               | 148.9          | 144.4          | 147.8          | 157.6          | 168.6          |
| Equipment and software .....   | 48.3           | 52.3           | 49.8                                | 50.5           | 51.5           | 53.0           | 54.4           | 55.9           |
| <b>Addenda:</b>  |                |                |                                     |                |                |                |                |                |
| Compensation of general government employees <sup>3</sup> .....                                | 813.8          | 852.2          | 825.3                               | 840.5          | 846.5          | 856.4          | 865.2          | 883.5          |
| Federal .....  | 214.4          | 222.7          | 215.7                               | 223.3          | 222.2          | 222.4          | 222.8          | 232.8          |
| State and local .....  | 599.4          | 629.5          | 609.5                               | 617.2          | 624.2          | 634.0          | 642.5          | 650.6          |

1. Gross government investment consists of general government and government enterprise expenditures for fixed assets; inventory investment is included in government consumption expenditures.

2. Consumption expenditures for durable goods excludes expenditures classified as investment, except for goods transferred to foreign countries by the Federal Government.

3. Compensation of government employees engaged in new own-account investment and related expenditures for goods and services are classified as investment in structures and in software. The compensation of all general government employees is shown in the addenda.

4. Consumption of fixed capital, or depreciation, is included in government consumption expenditures as a partial measure of the value of the services of general government fixed assets; use of depreciation assumes a zero net return on these assets.

Table 3.8.—Real Government Consumption Expenditures and Gross Investment by Type

[Billions of chained (1996) dollars]

|  | 1998           | 1999           | Seasonally adjusted at annual rates |                |                |                |                |                |
|--|----------------|----------------|-------------------------------------|----------------|----------------|----------------|----------------|----------------|
|  |                |                | 1998                                |                | 1999           |                |                | 2000           |
|  |                |                | IV                                  | I              | II             | III            | IV             | I              |
| <b>Government consumption expenditures and gross investment<sup>1</sup></b> .....              | <b>1,478.8</b> | <b>1,534.1</b> | <b>1,494.7</b>                      | <b>1,513.4</b> | <b>1,518.3</b> | <b>1,535.3</b> | <b>1,569.6</b> | <b>1,564.8</b> |
| <b>Federal</b> .....   | <b>525.9</b>   | <b>540.8</b>   | <b>531.9</b>                        | <b>531.2</b>   | <b>534.1</b>   | <b>539.5</b>   | <b>558.3</b>   | <b>535.8</b>   |
| <b>National defense</b> .....  | <b>341.7</b>   | <b>347.8</b>   | <b>344.9</b>                        | <b>341.4</b>   | <b>339.2</b>   | <b>348.3</b>   | <b>362.4</b>   | <b>340.2</b>   |
| Consumption expenditures .....   | 291.4          | 293.3          | 293.6                               | 289.5          | 284.9          | 294.0          | 304.9          | 285.4          |
| Durable goods <sup>2</sup> .....   | 21.2           | 21.7           | 21.6                                | 20.6           | 21.3           | 22.7           | 22.2           | 22.0           |
| Nondurable goods .....   | 8.1            | 8.8            | 8.1                                 | 7.7            | 8.5            | 10.4           | 8.6            | 9.5            |
| Services .....   | 262.3          | 263.1          | 263.9                               | 261.2          | 255.4          | 261.5          | 274.3          | 254.4          |
| Compensation of general government employees, except own-account investment <sup>3</sup> ..... | 124.3          | 121.0          | 122.6                               | 121.5          | 121.0          | 121.2          | 120.3          | 119.9          |
| Consumption of general government fixed capital <sup>4</sup> .....                             | 62.2           | 62.2           | 62.1                                | 62.1           | 62.1           | 62.2           | 62.3           | 62.4           |
| Other services .....   | 75.9           | 80.1           | 79.3                                | 77.8           | 72.4           | 78.2           | 91.8           | 72.1           |
| Gross investment .....   | 50.3           | 54.7           | 51.4                                | 52.1           | 54.6           | 54.5           | 57.8           | 55.2           |
| Structures .....   | 5.1            | 4.8            | 4.8                                 | 5.0            | 4.9            | 4.7            | 4.7            | 4.4            |
| Equipment and software .....   | 45.3           | 50.1           | 46.8                                | 47.2           | 49.9           | 50.0           | 53.3           | 51.0           |
| <b>Nondefense</b> .....  | <b>184.2</b>   | <b>192.9</b>   | <b>186.9</b>                        | <b>189.7</b>   | <b>194.7</b>   | <b>191.1</b>   | <b>195.9</b>   | <b>195.4</b>   |
| Consumption expenditures .....   | 147.1          | 151.0          | 149.0                               | 150.6          | 151.9          | 149.7          | 152.0          | 153.8          |
| Durable goods <sup>2</sup> .....   | -1             | 1.5            | 1.3                                 | 1.5            | 1.7            | 1.4            | 1.5            | 1.6            |
| Nondurable goods .....   | 8.4            | 10.9           | 8.8                                 | 10.4           | 10.6           | 11.4           | 11.3           | 11.9           |
| Commodity Credit Corporation inventory change ...  | .1             | 2.4            | .5                                  | 2.0            | 2.0            | 2.7            | 2.7            | 3.2            |
| Other nondurables .....  | 8.3            | 8.6            | 8.3                                 | 8.4            | 8.6            | 8.6            | 8.6            | 8.6            |
| Services .....   | 138.9          | 140.0          | 139.2                               | 139.7          | 140.9          | 138.6          | 140.8          | 142.1          |
| Compensation of general government employees, except own-account investment <sup>3</sup> ..... | 76.8           | 77.3           | 78.1                                | 78.2           | 77.2           | 76.4           | 77.3           | 78.6           |
| Consumption of general government fixed capital <sup>4</sup> .....                             | 21.3           | 23.2           | 22.0                                | 22.5           | 22.9           | 23.4           | 24.0           | 24.5           |
| Other services .....   | 41.0           | 39.8           | 39.3                                | 39.2           | 41.0           | 39.1           | 39.8           | 39.2           |
| Gross investment .....   | 37.2           | 42.2           | 38.1                                | 39.4           | 43.2           | 41.9           | 44.5           | 41.9           |
| Structures .....   | 10.6           | 10.4           | 10.8                                | 10.9           | 9.9            | 10.4           | 10.4           | 9.6            |
| Equipment and software .....   | 26.7           | 32.2           | 27.5                                | 28.6           | 33.7           | 31.8           | 34.5           | 32.7           |
| <b>State and local</b> .....   | <b>952.7</b>   | <b>993.1</b>   | <b>962.6</b>                        | <b>981.8</b>   | <b>984.0</b>   | <b>995.5</b>   | <b>1,011.1</b> | <b>1,028.5</b> |
| Consumption expenditures .....   | 773.9          | 800.0          | 782.7                               | 789.3          | 796.2          | 803.8          | 810.7          | 817.4          |
| Durable goods <sup>2</sup> .....   | 15.3           | 16.4           | 15.7                                | 16.0           | 16.2           | 16.5           | 16.8           | 17.1           |
| Nondurable goods .....   | 91.4           | 97.3           | 93.5                                | 95.0           | 96.5           | 98.1           | 99.6           | 101.2          |
| Services .....   | 667.6          | 687.0          | 674.0                               | 678.9          | 684.1          | 690.0          | 695.0          | 699.9          |
| Compensation of general government employees, except own-account investment <sup>3</sup> ..... | 557.6          | 568.4          | 560.6                               | 563.5          | 566.6          | 570.5          | 573.1          | 575.4          |
| Consumption of general government fixed capital <sup>4</sup> .....                             | 75.0           | 79.0           | 76.4                                | 77.4           | 78.4           | 79.5           | 80.6           | 81.7           |
| Other services .....   | 34.7           | 39.4           | 36.7                                | 37.8           | 38.9           | 39.8           | 41.3           | 42.8           |
| Gross investment .....   | 178.8          | 193.2          | 179.9                               | 192.7          | 187.8          | 191.7          | 200.7          | 211.6          |
| Structures .....   | 127.5          | 136.4          | 126.6                               | 137.8          | 132.1          | 134.1          | 141.5          | 150.2          |
| Equipment and software .....   | 51.8           | 57.6           | 54.0                                | 55.2           | 56.6           | 58.6           | 60.0           | 61.9           |
| Residual .....   | -1.3           | -4.5           | -1.9                                | -2.5           | -4.1           | -5.0           | -5.3           | -4.8           |
| <b>Addenda:</b>  |                |                |                                     |                |                |                |                |                |
| Compensation of general government employees <sup>3</sup> .....                                | 766.6          | 775.1          | 769.4                               | 771.6          | 773.1          | 776.6          | 779.2          | 783.0          |
| Federal .....  | 202.6          | 199.8          | 202.3                               | 201.2          | 199.8          | 199.2          | 199.0          | 200.1          |
| State and local .....  | 564.0          | 575.4          | 567.1                               | 570.4          | 573.3          | 577.4          | 580.3          | 583.0          |

NOTE.—Chained (1996) dollar series are calculated as the product of the chain-type quantity index and the 1996 current-dollar value of the corresponding series, divided by 100. Because the formula for the chain-type quantity indexes uses weights of more than one period, the corresponding chained-dollar estimates are usually not additive. The residual line is the difference between the first line and the sum of the most detailed lines, excluding the lines in the addenda.

See footnotes to table 3.7.

Chain-type quantity indexes for the series in this table are shown in table 7.11.

Contributions to percent change in real government consumption expenditures and gross investment are shown in table 8.6.

**Table 3.10.—National Defense Consumption Expenditures and Gross Investment**

[Billions of dollars]

|  | 1998         | 1999         | Seasonally adjusted at annual rates |              |              |              |              |              |
|--|--------------|--------------|-------------------------------------|--------------|--------------|--------------|--------------|--------------|
|  |              |              | 1998                                |              | 1999         |              |              | 2000         |
|  |              |              | IV                                  | I            | II           | III          | IV           | I            |
| <b>National defense consumption expenditures and gross investment<sup>1</sup></b> .....        | <b>348.6</b> | <b>364.5</b> | <b>352.9</b>                        | <b>355.8</b> | <b>354.3</b> | <b>365.4</b> | <b>382.6</b> | <b>364.8</b> |
| <b>Consumption expenditures</b> .....  | <b>299.9</b> | <b>310.7</b> | <b>303.4</b>                        | <b>304.6</b> | <b>300.8</b> | <b>312.1</b> | <b>325.5</b> | <b>310.5</b> |
| <b>Durable goods<sup>2</sup></b> .....   | <b>21.0</b>  | <b>21.4</b>  | <b>21.4</b>                         | <b>20.4</b>  | <b>21.1</b>  | <b>22.4</b>  | <b>22.0</b>  | <b>21.8</b>  |
| Aircraft .....   | 10.1         | 10.1         | 11.0                                | 9.6          | 9.7          | 10.4         | 10.5         | 10.1         |
| Missiles .....   | 2.3          | 2.2          | 2.1                                 | 2.2          | 2.1          | 2.3          | 2.3          | 2.1          |
| Ships .....  | .6           | .7           | .6                                  | .6           | .8           | .7           | .6           | 1.1          |
| Vehicles .....   | .9           | .8           | .9                                  | .7           | .8           | .8           | .8           | .7           |
| Electronics .....  | 2.5          | 2.8          | 2.4                                 | 2.5          | 2.8          | 3.0          | 2.8          | 3.1          |
| Other durable goods .....  | 4.6          | 4.9          | 4.4                                 | 4.7          | 4.9          | 5.0          | 4.9          | 4.6          |
| <b>Nondurable goods</b> .....  | <b>7.0</b>   | <b>8.0</b>   | <b>6.9</b>                          | <b>6.4</b>   | <b>7.4</b>   | <b>9.8</b>   | <b>8.6</b>   | <b>10.1</b>  |
| Petroleum products .....   | 2.1          | 2.5          | 1.7                                 | 1.5          | 2.3          | 3.6          | 2.5          | 3.8          |
| Ammunition .....   | 1.9          | 1.9          | 2.0                                 | 1.8          | 1.8          | 2.3          | 1.9          | 1.7          |
| Other nondurable goods .....   | 3.1          | 3.7          | 3.2                                 | 3.1          | 3.4          | 3.9          | 4.3          | 4.6          |
| <b>Services</b> .....  | <b>271.9</b> | <b>281.2</b> | <b>275.1</b>                        | <b>277.8</b> | <b>272.3</b> | <b>279.9</b> | <b>294.9</b> | <b>278.6</b> |
| Compensation of general government employees, except own-account investment <sup>3</sup> ..... | 131.0        | 133.0        | 129.9                               | 133.2        | 132.9        | 133.3        | 132.6        | 137.3        |
| Military .....   | 83.7         | 84.5         | 83.1                                | 84.7         | 84.2         | 84.6         | 84.5         | 87.5         |
| Civilian .....   | 47.2         | 48.5         | 46.8                                | 48.5         | 48.7         | 48.7         | 48.1         | 49.9         |
| Consumption of general government fixed capital <sup>4</sup> .....                             | 61.6         | 62.5         | 61.5                                | 62.2         | 62.3         | 62.7         | 62.9         | 63.1         |
| Other services .....   | 79.3         | 85.7         | 83.6                                | 82.4         | 77.1         | 83.9         | 99.4         | 78.2         |
| Research and development .....   | 21.2         | 18.7         | 22.8                                | 18.8         | 15.3         | 18.0         | 22.6         | 16.4         |
| Installation support .....   | 23.9         | 26.9         | 23.4                                | 24.6         | 24.2         | 27.1         | 31.6         | 25.1         |
| Weapons support .....  | 8.5          | 8.8          | 9.3                                 | 8.5          | 8.4          | 8.8          | 9.6          | 8.0          |
| Personnel support .....  | 18.9         | 23.8         | 20.3                                | 22.0         | 20.9         | 23.8         | 28.5         | 22.3         |
| Transportation of material .....   | 4.9          | 5.5          | 5.3                                 | 5.6          | 6.0          | 5.4          | 4.9          | 4.9          |
| Travel of persons .....  | 3.5          | 3.5          | 3.5                                 | 3.6          | 3.6          | 3.6          | 3.3          | 3.2          |
| Other .....  | -1.7         | -1.4         | -1.0                                | -7           | -1.4         | -2.7         | -1.0         | -1.6         |
| <b>Gross investment</b> .....  | <b>48.7</b>  | <b>53.8</b>  | <b>49.5</b>                         | <b>51.2</b>  | <b>53.5</b>  | <b>53.4</b>  | <b>57.1</b>  | <b>54.3</b>  |
| <b>Structures</b> .....  | <b>5.4</b>   | <b>5.3</b>   | <b>5.1</b>                          | <b>5.4</b>   | <b>5.3</b>   | <b>5.2</b>   | <b>5.3</b>   | <b>4.9</b>   |
| <b>Equipment and software</b> .....  | <b>43.3</b>  | <b>48.5</b>  | <b>44.4</b>                         | <b>45.8</b>  | <b>48.2</b>  | <b>48.2</b>  | <b>51.9</b>  | <b>49.4</b>  |
| Aircraft .....   | 5.6          | 7.6          | 7.0                                 | 6.1          | 7.6          | 7.8          | 8.9          | 9.7          |
| Missiles .....   | 3.3          | 2.8          | 2.9                                 | 2.8          | 2.7          | 2.7          | 3.0          | 2.1          |
| Ships .....  | 6.4          | 6.7          | 6.9                                 | 6.8          | 6.6          | 6.5          | 7.1          | 6.0          |
| Vehicles .....   | 1.5          | 1.6          | 1.4                                 | 1.4          | 1.8          | 1.6          | 1.7          | 1.8          |
| Electronics and software .....   | 12.7         | 15.0         | 13.0                                | 13.7         | 15.2         | 15.6         | 15.7         | 16.4         |
| Other equipment .....  | 13.8         | 14.7         | 13.2                                | 15.1         | 14.4         | 14.0         | 15.3         | 13.4         |
| <b>Addendum:</b>   |              |              |                                     |              |              |              |              |              |
| Compensation of general government employees <sup>3</sup> .....                                | 131.5        | 133.6        | 130.5                               | 133.8        | 133.5        | 133.9        | 133.1        | 137.9        |

**Table 3.11.—Real National Defense Consumption Expenditures and Gross Investment**

[Billions of chained (1996) dollars]

|  | 1998         | 1999         | Seasonally adjusted at annual rates |              |              |              |              |              |
|--|--------------|--------------|-------------------------------------|--------------|--------------|--------------|--------------|--------------|
|  |              |              | 1998                                |              | 1999         |              |              | 2000         |
|  |              |              | IV                                  | I            | II           | III          | IV           | I            |
| <b>National defense consumption expenditures and gross investment<sup>1</sup></b> .....        | <b>341.7</b> | <b>347.8</b> | <b>344.9</b>                        | <b>341.4</b> | <b>339.2</b> | <b>348.3</b> | <b>362.4</b> | <b>340.2</b> |
| <b>Consumption expenditures</b> .....  | <b>291.4</b> | <b>293.3</b> | <b>293.6</b>                        | <b>289.5</b> | <b>284.9</b> | <b>294.0</b> | <b>304.9</b> | <b>285.4</b> |
| <b>Durable goods<sup>2</sup></b> .....   | <b>21.2</b>  | <b>21.7</b>  | <b>21.6</b>                         | <b>20.6</b>  | <b>21.3</b>  | <b>22.7</b>  | <b>22.2</b>  | <b>22.0</b>  |
| Aircraft .....   | 10.2         | 10.2         | 11.2                                | 9.8          | 9.9          | 10.7         | 10.7         | 10.3         |
| Missiles .....   | 2.4          | 2.2          | 2.2                                 | 2.2          | 2.1          | 2.3          | 2.3          | 2.1          |
| Ships .....  | .6           | .7           | .6                                  | .7           | .8           | .8           | .6           | 1.2          |
| Vehicles .....   | .7           | .7           | .7                                  | .6           | .7           | .7           | .7           | .6           |
| Electronics .....  | 2.6          | 3.0          | 2.6                                 | 2.7          | 3.1          | 3.3          | 3.1          | 3.4          |
| Other durable goods .....  | 4.6          | 4.9          | 4.4                                 | 4.7          | 4.9          | 5.1          | 5.0          | 4.7          |
| <b>Nondurable goods</b> .....  | <b>8.1</b>   | <b>8.8</b>   | <b>8.1</b>                          | <b>7.7</b>   | <b>8.5</b>   | <b>10.4</b>  | <b>8.6</b>   | <b>9.5</b>   |
| Petroleum products .....   | 3.0          | 3.1          | 2.7                                 | 2.6          | 3.2          | 4.2          | 2.5          | 3.1          |
| Ammunition .....   | 1.9          | 2.0          | 2.1                                 | 1.8          | 1.8          | 2.4          | 1.9          | 1.7          |
| Other nondurable goods .....   | 3.1          | 3.6          | 3.1                                 | 3.1          | 3.4          | 3.8          | 4.2          | 4.5          |
| <b>Services</b> .....  | <b>262.3</b> | <b>263.1</b> | <b>263.9</b>                        | <b>261.2</b> | <b>255.4</b> | <b>261.5</b> | <b>274.3</b> | <b>254.4</b> |
| Compensation of general government employees, except own-account investment <sup>3</sup> ..... | 124.3        | 121.0        | 122.6                               | 121.5        | 121.0        | 121.2        | 120.3        | 119.9        |
| Military .....   | 80.1         | 78.5         | 79.4                                | 78.6         | 78.2         | 78.8         | 78.5         | 78.5         |
| Civilian .....   | 44.2         | 42.5         | 43.3                                | 42.8         | 42.8         | 42.5         | 41.8         | 41.5         |
| Consumption of general government fixed capital <sup>4</sup> .....                             | 62.2         | 62.2         | 62.1                                | 62.1         | 62.1         | 62.2         | 62.3         | 62.4         |
| Other services .....   | 75.9         | 80.1         | 79.3                                | 77.8         | 72.4         | 78.2         | 91.8         | 72.1         |
| Research and development .....   | 20.3         | 17.7         | 21.8                                | 17.9         | 14.5         | 17.0         | 21.2         | 15.3         |
| Installation support .....   | 23.2         | 25.6         | 22.4                                | 23.6         | 23.1         | 25.8         | 29.9         | 23.8         |
| Weapons support .....  | 8.1          | 8.1          | 8.8                                 | 7.9          | 7.8          | 8.0          | 8.7          | 7.2          |
| Personnel support .....  | 17.5         | 21.2         | 18.5                                | 19.8         | 18.8         | 21.1         | 24.9         | 19.5         |
| Transportation of material .....   | 4.9          | 5.4          | 5.4                                 | 5.7          | 6.0          | 5.2          | 4.7          | 4.7          |
| Travel of persons .....  | 3.4          | 3.3          | 3.4                                 | 3.4          | 3.4          | 3.4          | 3.1          | 2.9          |
| Other .....  | -1.5         | -1.3         | -1.0                                | -6           | -1.2         | -2.4         | -9           | -1.5         |
| <b>Gross investment</b> .....  | <b>50.3</b>  | <b>54.7</b>  | <b>51.4</b>                         | <b>52.1</b>  | <b>54.6</b>  | <b>54.5</b>  | <b>57.8</b>  | <b>55.2</b>  |
| <b>Structures</b> .....  | <b>5.1</b>   | <b>4.8</b>   | <b>4.8</b>                          | <b>5.0</b>   | <b>4.9</b>   | <b>4.7</b>   | <b>4.7</b>   | <b>4.4</b>   |
| <b>Equipment and software</b> .....  | <b>45.3</b>  | <b>50.1</b>  | <b>46.8</b>                         | <b>47.2</b>  | <b>49.9</b>  | <b>50.0</b>  | <b>53.3</b>  | <b>51.0</b>  |
| Aircraft .....   | 6.2          | 7.8          | 8.1                                 | 6.3          | 7.8          | 8.1          | 9.1          | 10.2         |
| Missiles .....   | 3.5          | 3.0          | 3.0                                 | 2.9          | 2.9          | 2.9          | 3.2          | 2.3          |
| Ships .....  | 6.4          | 6.7          | 6.9                                 | 6.8          | 6.6          | 6.5          | 7.0          | 5.9          |
| Vehicles .....   | 1.5          | 1.6          | 1.4                                 | 1.4          | 1.8          | 1.6          | 1.8          | 1.8          |
| Electronics and software .....   | 13.8         | 16.3         | 14.3                                | 14.7         | 16.4         | 17.0         | 16.9         | 17.5         |
| Other equipment .....  | 13.8         | 14.7         | 13.1                                | 15.0         | 14.3         | 14.0         | 15.3         | 13.4         |
| Residual .....   | -1           | -7           | -4                                  | -1           | -9           | -1.4         | -8           | -1.2         |
| <b>Addendum:</b>   |              |              |                                     |              |              |              |              |              |
| Compensation of general government employees <sup>3</sup> .....                                | 124.8        | 121.5        | 123.1                               | 122.0        | 121.5        | 121.7        | 120.7        | 120.4        |

1. Gross government investment consists of general government and government enterprise expenditures for fixed assets; inventory investment is included in government consumption expenditures.  
 2. Consumption expenditures for durable goods excludes expenditures classified as investment, except for goods transferred to foreign countries.  
 3. Compensation of government employees engaged in new own-account investment and related expenditures for goods and services are classified as investment in structures and in software. The compensation of all general government employees is shown in the addendum.  
 4. Consumption of fixed capital, or depreciation, is included in government consumption expenditures as a partial measure of the value of the services of general government fixed assets; use of depreciation assumes a zero net return on these assets.

NOTE.—Chained (1996) dollar series are calculated as the product of the chain-type quantity index and the 1996 current-dollar value of the corresponding series, divided by 100. Because the formula for the chain-type quantity indexes uses weights of more than one period, the corresponding chained-dollar estimates are usually not additive. The residual line is the difference between the first line and the sum of the most detailed lines, excluding the line in the addendum.

Chain-type indexes for the series in this table are shown in table 7.12.  
 See footnotes to table 3.10.

## 4. Foreign Transactions

Table 4.1.—Foreign Transactions in the National Income and Product Accounts

[Billions of dollars]

|  | 1998           | 1999           | Seasonally adjusted at annual rates |                |                |                |                |                |
|--|----------------|----------------|-------------------------------------|----------------|----------------|----------------|----------------|----------------|
|  |                |                | 1998                                | 1999           |                |                |                | 2000           |
|  |                |                | IV                                  | I              | II             | III            | IV             | I              |
| <b>Receipts from the rest of the world</b> ..... | <b>1,251.6</b> | <b>1,300.6</b> | <b>1,262.7</b>                      | <b>1,250.7</b> | <b>1,274.3</b> | <b>1,316.2</b> | <b>1,361.2</b> | <b>1,396.1</b> |
| Exports of goods and services ...                | 966.3          | 998.3          | 981.8                               | 966.9          | 978.2          | 1,008.5        | 1,039.5        | 1,058.9        |
| Goods <sup>1</sup> .....                         | 681.3          | 699.0          | 693.3                               | 674.3          | 680.5          | 708.8          | 732.3          | 747.7          |
| Durable .....                                    | 487.2          | 503.6          | 498.3                               | 486.7          | 489.8          | 512.2          | 525.8          | 539.9          |
| Nondurable .....                                 | 194.0          | 195.4          | 195.0                               | 187.6          | 190.7          | 196.6          | 206.5          | 207.7          |
| Services <sup>1</sup> .....                      | 285.1          | 299.3          | 288.6                               | 292.6          | 297.7          | 299.7          | 307.2          | 311.3          |
| Income receipts .....                            | 285.3          | 302.3          | 280.8                               | 283.8          | 296.1          | 307.7          | 321.7          | 337.2          |
| <b>Payments to the rest of the world</b> .....   | <b>1,251.6</b> | <b>1,300.6</b> | <b>1,262.7</b>                      | <b>1,250.7</b> | <b>1,274.3</b> | <b>1,316.2</b> | <b>1,361.2</b> | <b>1,396.1</b> |
| Imports of goods and services ...                | 1,115.9        | 1,252.2        | 1,143.1                             | 1,168.5        | 1,224.0        | 1,286.6        | 1,329.6        | 1,389.8        |
| Goods <sup>1</sup> .....                         | 930.4          | 1,049.1        | 952.6                               | 974.3          | 1,022.3        | 1,079.3        | 1,120.5        | 1,175.2        |
| Durable .....                                    | 636.1          | 716.3          | 659.5                               | 676.6          | 701.7          | 732.5          | 754.4          | 784.4          |
| Nondurable .....                                 | 294.3          | 332.8          | 293.2                               | 297.7          | 320.6          | 346.7          | 366.1          | 390.8          |
| Services <sup>1</sup> .....                      | 185.5          | 203.1          | 190.4                               | 194.2          | 201.7          | 207.4          | 209.0          | 214.6          |
| Income payments .....                            | 295.2          | 322.3          | 297.9                               | 298.2          | 310.4          | 323.2          | 357.3          | 379.7          |
| Transfer payments (net) .....                    | 42.0           | 44.6           | 51.6                                | 39.7           | 43.6           | 42.7           | 52.5           | 42.3           |
| From persons (net) .....                         | 22.3           | 24.3           | 23.3                                | 23.5           | 24.6           | 24.5           | 24.7           | 25.0           |
| From government (net) .....                      | 10.4           | 10.5           | 18.7                                | 6.8            | 9.2            | 8.5            | 17.7           | 6.7            |
| From business .....                              | 9.3            | 9.8            | 9.6                                 | 9.5            | 9.8            | 9.8            | 10.1           | 10.6           |
| Net foreign investment .....                     | -201.5         | -318.5         | -229.9                              | -255.7         | -303.7         | -336.3         | -378.2         | -415.7         |

1. Exports and imports of certain goods, primarily military equipment purchased and sold by the Federal Government, are included in services. Beginning with 1986, repairs and alterations of equipment are reclassified from goods to services.

Table 4.2.—Real Exports and Imports of Goods and Services and Receipts and Payments of Income

[Billions of chained (1996) dollars]

|  | 1998           | 1999           | Seasonally adjusted at annual rates |                |                |                |                |                |
|--|----------------|----------------|-------------------------------------|----------------|----------------|----------------|----------------|----------------|
|  |                |                | 1998                                | 1999           |                |                |                | 2000           |
|  |                |                | IV                                  | I              | II             | III            | IV             | I              |
| <b>Exports of goods and services</b> ..... | <b>1,004.6</b> | <b>1,042.3</b> | <b>1,028.7</b>                      | <b>1,014.3</b> | <b>1,024.3</b> | <b>1,052.6</b> | <b>1,078.2</b> | <b>1,092.6</b> |
| Goods <sup>1</sup> .....                   | 722.8          | 751.9          | 744.2                               | 726.4          | 734.1          | 763.3          | 783.7          | 796.8          |
| Durable .....                              | 513.5          | 537.5          | 529.3                               | 518.2          | 522.8          | 548.2          | 560.9          | 575.8          |
| Nondurable .....                           | 209.3          | 214.2          | 214.9                               | 208.1          | 211.2          | 214.9          | 222.7          | 220.8          |
| Services <sup>1</sup> .....                | 282.0          | 290.9          | 285.0                               | 287.9          | 290.1          | 290.2          | 295.5          | 297.2          |
| <b>Income receipts</b> .....               | <b>279.2</b>   | <b>291.8</b>   | <b>274.0</b>                        | <b>276.0</b>   | <b>286.6</b>   | <b>296.5</b>   | <b>308.2</b>   | <b>320.5</b>   |
| <b>Imports of goods and services</b> ..... | <b>1,222.2</b> | <b>1,365.4</b> | <b>1,263.1</b>                      | <b>1,300.9</b> | <b>1,345.4</b> | <b>1,393.0</b> | <b>1,422.3</b> | <b>1,465.5</b> |
| Goods <sup>1</sup> .....                   | 1,031.6        | 1,162.5        | 1,069.7                             | 1,102.0        | 1,142.5        | 1,188.9        | 1,216.8        | 1,256.0        |
| Durable .....                              | 700.2          | 804.3          | 733.7                               | 753.6          | 787.4          | 825.3          | 850.8          | 882.7          |
| Nondurable .....                           | 331.6          | 358.5          | 336.0                               | 348.5          | 355.0          | 363.8          | 366.8          | 374.7          |
| Services <sup>1</sup> .....                | 190.7          | 203.9          | 193.8                               | 199.4          | 203.7          | 205.5          | 207.2          | 211.4          |
| <b>Income payments</b> .....               | <b>286.9</b>   | <b>309.2</b>   | <b>289.1</b>                        | <b>288.5</b>   | <b>298.8</b>   | <b>309.4</b>   | <b>340.1</b>   | <b>358.5</b>   |

1. Exports and imports of certain goods, primarily military equipment purchased and sold by the Federal Government, are included in services. Beginning with 1986, repairs and alterations of equipment are reclassified from goods to services.

NOTE.—Chained (1996) dollar series are calculated as the product of the chain-type quantity index and the 1996 current-dollar value of the corresponding series, divided by 100. Because the formula for the chain-type quantity indexes uses weights of more than one period, the corresponding chained-dollar estimates are usually not additive. Chain-type quantity indexes for the series in this table are shown in table 7.9.



**Table 4.3.—Exports and Imports of Goods and Services by Type of Product**

[Billions of dollars]

|  | 1998           | 1999           | Seasonally adjusted at annual rates |                |                |                |                |                |
|--|----------------|----------------|-------------------------------------|----------------|----------------|----------------|----------------|----------------|
|  |                |                | 1998                                |                | 1999           |                |                | 2000           |
|  |                |                | IV                                  | I              | II             | III            | IV             | I              |
| <b>Exports of goods and services</b> .....                       | <b>966.3</b>   | <b>998.3</b>   | <b>981.8</b>                        | <b>966.9</b>   | <b>978.2</b>   | <b>1,008.5</b> | <b>1,039.5</b> | <b>1,058.9</b> |
| <b>Exports of goods</b> <sup>1</sup> .....                       | <b>681.3</b>   | <b>699.0</b>   | <b>693.3</b>                        | <b>674.3</b>   | <b>680.5</b>   | <b>708.8</b>   | <b>732.3</b>   | <b>747.7</b>   |
| Foods, feeds, and beverages                                      | 46.4           | 45.5           | 47.5                                | 43.2           | 45.3           | 47.1           | 46.5           | 47.1           |
| Industrial supplies and materials                                | 142.8          | 142.0          | 139.7                               | 133.6          | 137.0          | 142.6          | 154.8          | 158.1          |
| Durable goods  | 53.7           | 53.8           | 52.6                                | 51.7           | 52.5           | 53.8           | 57.4           | 60.9           |
| Nondurable goods   | 89.1           | 88.1           | 87.1                                | 81.9           | 84.5           | 88.8           | 97.4           | 97.1           |
| Capital goods, except automotive                                 | 300.1          | 311.2          | 309.2                               | 301.7          | 299.5          | 319.3          | 324.2          | 329.1          |
| Civilian aircraft, engines, and parts                            | 53.5           | 53.4           | 63.6                                | 56.6           | 48.7           | 53.9           | 54.3           | 45.2           |
| Computers, peripherals, and parts                                | 45.2           | 46.6           | 45.6                                | 44.1           | 46.5           | 48.2           | 47.6           | 50.7           |
| Other  | 201.3          | 211.2          | 200.0                               | 200.9          | 204.3          | 217.2          | 222.4          | 233.1          |
| Automotive vehicles, engines, and parts                          | 73.2           | 74.8           | 74.7                                | 71.4           | 75.0           | 76.0           | 76.8           | 80.8           |
| Consumer goods, except automotive                                | 79.3           | 80.8           | 79.2                                | 79.6           | 79.1           | 80.6           | 83.7           | 87.7           |
| Durable goods  | 40.5           | 41.4           | 40.3                                | 39.5           | 40.5           | 41.5           | 44.2           | 46.6           |
| Nondurable goods   | 38.7           | 39.3           | 38.9                                | 40.1           | 38.7           | 39.0           | 39.5           | 41.1           |
| Other  | 39.5           | 44.7           | 43.0                                | 44.8           | 44.5           | 43.2           | 46.3           | 44.9           |
| <b>Exports of services</b> <sup>1</sup> .....                    | <b>285.1</b>   | <b>299.3</b>   | <b>288.6</b>                        | <b>292.6</b>   | <b>297.7</b>   | <b>299.7</b>   | <b>307.2</b>   | <b>311.3</b>   |
| Transfers under U.S. military agency sales contracts             | 16.3           | 16.2           | 15.1                                | 16.5           | 16.0           | 16.5           | 15.8           | 14.2           |
| Travel   | 71.3           | 73.7           | 71.8                                | 72.6           | 73.5           | 73.0           | 75.7           | 76.8           |
| Passenger fares  | 20.0           | 21.1           | 19.4                                | 20.0           | 21.0           | 21.3           | 22.1           | 22.3           |
| Other transportation   | 25.5           | 27.5           | 26.3                                | 26.0           | 26.9           | 27.6           | 29.3           | 29.7           |
| Royalties and license fees                                       | 36.8           | 37.5           | 39.6                                | 37.3           | 37.6           | 37.4           | 37.6           | 37.6           |
| Other private services   | 92.1           | 99.0           | 93.0                                | 96.4           | 98.6           | 99.3           | 101.7          | 105.4          |
| Other  | 23.1           | 24.4           | 23.5                                | 23.8           | 24.2           | 24.5           | 25.0           | 25.3           |
| <b>Imports of goods and services</b> .....                       | <b>1,115.9</b> | <b>1,252.2</b> | <b>1,143.1</b>                      | <b>1,168.5</b> | <b>1,224.0</b> | <b>1,286.6</b> | <b>1,329.6</b> | <b>1,389.8</b> |
| <b>Imports of goods</b> <sup>1</sup> .....                       | <b>930.4</b>   | <b>1,049.1</b> | <b>952.6</b>                        | <b>974.3</b>   | <b>1,022.3</b> | <b>1,079.3</b> | <b>1,120.5</b> | <b>1,175.2</b> |
| Foods, feeds, and beverages                                      | 41.2           | 43.6           | 41.6                                | 41.7           | 43.8           | 44.2           | 44.8           | 44.3           |
| Industrial supplies and materials, except petroleum and products | 142.6          | 148.7          | 140.3                               | 140.0          | 143.8          | 151.6          | 159.4          | 165.6          |
| Durable goods  | 75.8           | 79.2           | 75.1                                | 75.0           | 77.8           | 80.1           | 84.1           | 89.4           |
| Nondurable goods   | 66.8           | 69.5           | 65.2                                | 65.0           | 66.1           | 71.5           | 75.3           | 76.2           |
| Petroleum and products   | 50.9           | 67.5           | 45.8                                | 42.4           | 63.7           | 78.3           | 85.6           | 108.7          |
| Capital goods, except automotive                                 | 269.6          | 296.8          | 274.2                               | 279.1          | 291.7          | 302.2          | 314.2          | 323.4          |
| Civilian aircraft, engines, and parts                            | 21.8           | 23.4           | 24.2                                | 22.2           | 22.6           | 24.9           | 23.7           | 23.1           |
| Computers, peripherals, and parts                                | 72.5           | 81.4           | 74.7                                | 77.6           | 82.0           | 82.5           | 83.5           | 83.5           |
| Other  | 175.3          | 192.0          | 175.3                               | 179.3          | 187.1          | 194.7          | 206.9          | 216.8          |
| Automotive vehicles, engines, and parts                          | 149.1          | 180.1          | 161.2                               | 171.6          | 175.1          | 186.2          | 187.5          | 197.2          |
| Consumer goods, except automotive                                | 216.7          | 239.9          | 221.1                               | 229.2          | 232.8          | 243.0          | 254.3          | 262.2          |
| Durable goods  | 111.5          | 123.9          | 114.7                               | 115.8          | 121.5          | 127.2          | 131.3          | 137.5          |
| Nondurable goods   | 105.2          | 115.9          | 106.4                               | 113.5          | 111.4          | 115.8          | 123.0          | 124.7          |
| Other  | 60.4           | 72.5           | 68.5                                | 70.3           | 71.4           | 73.7           | 74.7           | 73.7           |
| <b>Imports of services</b> <sup>1</sup> .....                    | <b>185.5</b>   | <b>203.1</b>   | <b>190.4</b>                        | <b>194.2</b>   | <b>201.7</b>   | <b>207.4</b>   | <b>209.0</b>   | <b>214.6</b>   |
| Direct defense expenditures                                      | 12.8           | 14.7           | 13.6                                | 14.0           | 14.4           | 15.4           | 15.0           | 15.0           |
| Travel   | 56.1           | 60.7           | 56.5                                | 59.4           | 60.0           | 60.9           | 62.6           | 64.2           |
| Passenger fares  | 19.8           | 21.5           | 20.5                                | 20.5           | 21.3           | 21.8           | 22.4           | 23.5           |
| Other transportation   | 30.5           | 34.2           | 31.4                                | 30.9           | 33.2           | 36.1           | 36.6           | 37.5           |
| Royalties and license fees                                       | 11.3           | 12.4           | 11.7                                | 12.7           | 13.0           | 11.9           | 12.3           | 12.3           |
| Other private services   | 47.7           | 51.8           | 49.1                                | 49.3           | 52.2           | 53.3           | 52.2           | 54.1           |
| Other  | 7.4            | 7.7            | 7.6                                 | 7.4            | 7.7            | 7.9            | 7.8            | 7.9            |
| <b>Addenda:</b>  |                |                |                                     |                |                |                |                |                |
| Exports of agricultural goods <sup>2</sup>                       | 53.1           | 49.7           | 54.3                                | 47.3           | 49.0           | 51.8           | 50.8           | 52.7           |
| Exports of nonagricultural goods                                 | 628.2          | 649.2          | 638.9                               | 627.0          | 631.4          | 657.0          | 681.6          | 695.0          |
| Imports of nonpetroleum goods                                    | 879.5          | 981.6          | 906.8                               | 931.9          | 958.7          | 1,001.0        | 1,034.9        | 1,066.5        |

1. Exports and imports of certain goods, primarily military equipment purchased and sold by the Federal Government, are included in services. Beginning with 1986, repairs and alterations of equipment are reclassified from goods to services.

2. Includes parts of foods, feeds, and beverages, of nondurable industrial supplies and materials, and of nondurable nonautomotive consumer goods.

**Table 4.4.—Real Exports and Imports of Goods and Services by Type of Product**

[Billions of chained (1996) dollars]

|  | 1998           | 1999           | Seasonally adjusted at annual rates |                |                |                |                |                |
|--|----------------|----------------|-------------------------------------|----------------|----------------|----------------|----------------|----------------|
|  |                |                | 1998                                |                | 1999           |                |                | 2000           |
|  |                |                | IV                                  | I              | II             | III            | IV             | I              |
| <b>Exports of goods and services</b> .....                       | <b>1,004.6</b> | <b>1,042.3</b> | <b>1,028.7</b>                      | <b>1,014.3</b> | <b>1,024.3</b> | <b>1,052.6</b> | <b>1,078.2</b> | <b>1,092.6</b> |
| <b>Exports of goods</b> <sup>1</sup> .....                       | <b>722.8</b>   | <b>751.9</b>   | <b>744.2</b>                        | <b>726.4</b>   | <b>734.1</b>   | <b>763.3</b>   | <b>783.7</b>   | <b>796.8</b>   |
| Foods, feeds, and beverages                                      | 55.1           | 56.7           | 57.8                                | 52.9           | 56.1           | 59.1           | 58.8           | 59.4           |
| Industrial supplies and materials                                | 151.5          | 153.0          | 152.3                               | 147.1          | 150.1          | 152.7          | 162.1          | 162.2          |
| Durable goods  | 56.5           | 58.2           | 56.3                                | 55.9           | 57.0           | 58.2           | 61.6           | 64.9           |
| Nondurable goods   | 95.1           | 94.8           | 96.0                                | 91.1           | 93.1           | 94.4           | 100.4          | 97.5           |
| Capital goods, except automotive                                 | 324.5          | 341.7          | 337.2                               | 329.6          | 328.4          | 352.1          | 356.7          | 363.0          |
| Civilian aircraft, engines, and parts                            | 51.1           | 49.9           | 60.4                                | 53.2           | 45.6           | 50.3           | 50.4           | 41.5           |
| Computers, peripherals, and parts                                | 59.9           | 68.0           | 63.1                                | 62.6           | 67.1           | 71.4           | 70.7           | 76.4           |
| Other  | 212.7          | 224.9          | 212.3                               | 213.4          | 217.5          | 231.9          | 236.8          | 249.1          |
| Automotive vehicles, engines, and parts                          | 72.5           | 73.7           | 73.9                                | 70.5           | 74.0           | 74.8           | 75.3           | 79.0           |
| Consumer goods, except automotive                                | 78.7           | 80.4           | 78.8                                | 79.3           | 78.9           | 80.3           | 83.2           | 86.9           |
| Durable goods  | 40.2           | 41.4           | 40.2                                | 39.5           | 40.5           | 41.4           | 44.1           | 46.3           |
| Nondurable goods   | 38.4           | 39.0           | 38.6                                | 39.8           | 38.4           | 38.8           | 39.1           | 40.6           |
| Other  | 40.9           | 46.8           | 44.9                                | 46.9           | 46.8           | 45.3           | 48.1           | 46.4           |
| <b>Exports of services</b> <sup>1</sup> .....                    | <b>282.0</b>   | <b>290.9</b>   | <b>285.0</b>                        | <b>287.9</b>   | <b>290.1</b>   | <b>290.2</b>   | <b>295.5</b>   | <b>297.2</b>   |
| Transfers under U.S. military agency sales contracts             | 17.1           | 16.2           | 16.1                                | 16.5           | 16.1           | 16.5           | 15.6           | 14.2           |
| Travel   | 69.4           | 71.0           | 69.5                                | 70.7           | 70.6           | 70.1           | 72.5           | 73.3           |
| Passenger fares  | 20.9           | 20.5           | 19.6                                | 19.7           | 20.7           | 20.6           | 20.9           | 21.3           |
| Other transportation   | 26.4           | 28.0           | 27.4                                | 27.7           | 27.7           | 29.1           | 28.7           |                |
| Royalties and license fees                                       | 36.0           | 36.1           | 38.6                                | 36.3           | 36.3           | 36.0           | 35.7           |                |
| Other private services   | 91.4           | 97.0           | 92.1                                | 95.0           | 96.7           | 97.2           | 101.7          |                |
| Other  | 20.8           | 21.9           | 21.6                                | 21.8           | 22.0           | 21.9           | 22.1           |                |
| Residual   | .2             | -1.8           | .3                                  | .8             | -1.9           | -3.0           | -2.5           | -5.5           |
| <b>Imports of goods and services</b> .....                       | <b>1,222.2</b> | <b>1,365.4</b> | <b>1,263.1</b>                      | <b>1,300.9</b> | <b>1,345.4</b> | <b>1,393.0</b> | <b>1,422.3</b> | <b>1,465.5</b> |
| <b>Imports of goods</b> <sup>1</sup> .....                       | <b>1,031.6</b> | <b>1,162.5</b> | <b>1,069.7</b>                      | <b>1,102.0</b> | <b>1,142.5</b> | <b>1,188.9</b> | <b>1,216.8</b> | <b>1,256.0</b> |
| Foods, feeds, and beverages                                      | 42.2           | 46.1           | 42.8                                | 43.7           | 46.0           | 47.2           | 47.6           | 47.0           |
| Industrial supplies and materials, except petroleum and products | 150.2          | 157.3          | 151.1                               | 151.1          | 154.5          | 159.0          | 164.7          | 167.2          |
| Durable goods  | 78.2           | 81.4           | 79.6                                | 78.7           | 80.7           | 81.2           | 85.2           | 87.4           |
| Nondurable goods   | 71.9           | 75.8           | 71.4                                | 72.3           | 73.7           | 77.8           | 79.4           | 79.7           |
| Petroleum and products   | 81.4           | 81.3           | 79.2                                | 80.6           | 85.3           | 82.7           | 76.6           | 82.2           |
| Capital goods, except automotive                                 | 328.3          | 378.7          | 339.6                               | 347.5          | 370.5          | 390.0          | 406.9          | 420.5          |
| Civilian aircraft, engines, and parts                            | 20.7           | 21.7           | 22.8                                | 20.7           | 21.0           | 23.2           | 22.0           | 21.3           |
| Computers, peripherals, and parts                                | 101.3          | 131.2          | 110.5                               | 117.7          | 130.8          | 136.9          | 139.3          | 140.3          |
| Other  | 206.7          | 229.5          | 207.3                               | 211.7          | 223.0          | 234.0          | 249.4          | 262.4          |
| Automotive vehicles, engines, and parts                          | 148.6          | 178.3          | 160.7                               | 170.4          | 173.4          | 184.1          | 185.2          | 194.4          |
| Consumer goods, except automotive                                | 222.3          | 247.8          | 227.3                               | 235.7          | 240.8          | 251.6          | 263.1          | 272.1          |
| Durable goods  | 117.1          | 131.7          | 121.0                               | 122.3          | 129.1          | 135.5          | 140.0          | 147.1          |
| Nondurable goods   | 105.3          | 116.2          | 106.4                               | 113.4          | 111.9          | 116.3          | 123.3          | 125.3          |
| Other  | 60.4           | 73.1           | 68.1                                | 70.7           | 72.2           | 74.3           | 75.1           | 74.1           |
| <b>Imports of services</b> <sup>1</sup> .....                    | <b>190.7</b>   | <b>203.9</b>   | <b>193.8</b>                        | <b>199.4</b>   | <b>203.7</b>   | <b>205.5</b>   | <b>207.2</b>   | <b>211.4</b>   |
| Direct defense expenditures                                      | 14.4           | 16.2           | 14.5                                | 15.4           | 16.2           | 17.0           | 16.4           | 17.0           |
| Travel   | 58.7           | 63.3           | 58.2                                | 62.5           | 63.1           | 62.7           | 64.8           | 66.7           |
| Passenger fares  | 18.5           | 19.5           | 19.0                                | 19.0           | 19.3           | 19.4           | 20.4           | 20.7           |
| Other transportation   | 31.7           | 31.9           | 32.3                                | 32.0           | 31.5           | 32.1           | 31.9           | 32.5           |
| Royalties and license fees                                       | 11.0           | 12.0           | 11.4                                | 12.3           | 12.5           | 11.4           | 11.7           | 11.7           |
| Other private services   | 49.1           | 53.6           | 51.0                                | 50.9           | 53.6           | 55.4           | 54.4           | 55.3           |
| Other  | 7.3            | 7.6            | 7.5                                 | 7.4            | 7.6            | 7.7            | 7.6            | 7.6            |
| Residual   | -2.3           | -5.0           | -6                                  | -8             | -5.5           | -5.9           | -8.0           | -7.2           |
| <b>Addenda:</b>  |                |                |                                     |                |                |                |                |                |
| Exports of agricultural goods <sup>2</sup>                       | 62.6           | 63.3           | 66.3                                | 58.8           | 62.7           | 66.6           | 65.2           | 68.1           |
| Exports of nonagricultural goods                                 | 659.9          | 688.1          | 677.9                               | 666.7          | 671.1          | 696.6          | 717.9          | 728.3          |
| Imports of nonpetroleum goods                                    | 949.4          | 1,078.3        | 987.7                               | 1,018.2        | 1,054.4        | 1,102.9        | 1,137.8        | 1,170.3        |

NOTE.—Chained (1996) dollar series are calculated as the product of the chain-type quantity index and the 1996 current-dollar value of the corresponding series, divided by 100. Because the formula for the chain-type quantity indexes uses weights of more than one period, the corresponding chained-dollar estimates are usually not additive. The residual line following the detail for exports is the difference between the aggregate "exports of goods and services" and the sum of the detailed lines for exports of goods and exports of services. The residual line following the detail for imports is the difference between the aggregate "imports of goods and services" and the sum of the detailed lines for imports of goods and imports of services.

Chain-type quantity indexes for the series in this table are shown in table 7.10. Contributions to the percent change in real exports and in real imports of goods and services are shown in table 8.5.

See footnotes to table 4.3.

## 5. Saving and Investment

Table 5.1.—Gross Saving and Investment

[Billions of dollars]

|  | 1998           | 1999           | Seasonally adjusted at annual rates |                |                |                |                |                |
|--|----------------|----------------|-------------------------------------|----------------|----------------|----------------|----------------|----------------|
|  |                |                | 1998                                | 1999           |                |                |                | 2000           |
|  |                |                | IV                                  | I              | II             | III            | IV             | I              |
| <b>Gross saving</b> .....  | <b>1,646.0</b> | <b>1,727.1</b> | <b>1,685.4</b>                      | <b>1,727.8</b> | <b>1,709.5</b> | <b>1,735.6</b> | <b>1,735.8</b> | <b>1,752.9</b> |
| <b>Gross private saving</b> .....  | <b>1,371.2</b> | <b>1,364.7</b> | <b>1,382.3</b>                      | <b>1,389.4</b> | <b>1,359.3</b> | <b>1,355.7</b> | <b>1,354.3</b> | <b>1,306.5</b> |
| Personal saving .....  | 229.7          | 156.3          | 227.5                               | 195.1          | 168.0          | 139.5          | 122.8          | 40.6           |
| Undistributed corporate profits with inventory valuation and capital consumption adjustments ..... | 259.6          | 268.6          | 251.2                               | 282.5          | 264.5          | 257.4          | 270.1          | 285.2          |
| Undistributed profits .....  | 193.1          | 224.4          | 178.8                               | 213.7          | 219.9          | 227.0          | 237.1          | 255.0          |
| Inventory valuation adjustment .....   | 20.9           | -13.0          | 20.8                                | 13.3           | -13.6          | -26.7          | -24.9          | -26.7          |
| Capital consumption adjustment .....   | 45.6           | 57.2           | 51.6                                | 55.5           | 58.2           | 57.0           | 58.0           | 56.9           |
| Corporate consumption of fixed capital .....   | 616.9          | 661.1          | 632.4                               | 640.9          | 652.2          | 671.6          | 679.7          | 694.6          |
| Noncorporate consumption of fixed capital .....  | 261.5          | 278.6          | 267.7                               | 271.0          | 274.6          | 287.2          | 281.6          | 286.1          |
| Wage accruals less disbursements .....   | 3.5            | 0              | 3.5                                 | 0              | 0              | 0              | 0              | 0              |
| <b>Gross government saving</b> .....   | <b>274.8</b>   | <b>362.5</b>   | <b>303.0</b>                        | <b>338.3</b>   | <b>350.2</b>   | <b>379.9</b>   | <b>381.4</b>   | <b>446.4</b>   |
| Federal .....  | 134.3          | 206.3          | 147.8                               | 187.2          | 208.3          | 225.1          | 204.6          | 279.7          |
| Consumption of fixed capital .....   | 87.4           | 90.9           | 88.1                                | 89.6           | 90.2           | 91.2           | 92.4           | 93.4           |
| Current surplus or deficit (-), national income and product accounts .....                         | 46.9           | 115.4          | 59.7                                | 97.6           | 118.1          | 133.8          | 112.2          | 186.3          |
| State and local .....  | 140.5          | 156.2          | 155.2                               | 151.1          | 141.9          | 154.8          | 176.9          | 166.7          |
| Consumption of fixed capital .....   | 98.8           | 105.2          | 101.1                               | 102.4          | 104.3          | 106.0          | 108.1          | 109.9          |
| Current surplus or deficit (-), national income and product accounts .....                         | 41.7           | 51.0           | 54.2                                | 48.7           | 37.6           | 48.9           | 68.8           | 56.7           |
| <b>Gross investment</b> .....  | <b>1,598.4</b> | <b>1,602.0</b> | <b>1,623.0</b>                      | <b>1,628.4</b> | <b>1,574.0</b> | <b>1,594.4</b> | <b>1,611.3</b> | <b>1,624.8</b> |
| Gross private domestic investment .....  | 1,531.2        | 1,622.7        | 1,580.3                             | 1,594.3        | 1,585.4        | 1,635.0        | 1,675.8        | 1,719.3        |
| Gross government investment .....  | 268.7          | 297.8          | 272.6                               | 289.8          | 292.2          | 295.7          | 313.7          | 321.1          |
| Net foreign investment .....   | -201.5         | -318.5         | -229.9                              | -255.7         | -303.7         | -336.3         | -378.2         | -415.7         |
| <b>Statistical discrepancy</b> .....   | <b>-47.6</b>   | <b>-125.1</b>  | <b>-62.4</b>                        | <b>-99.4</b>   | <b>-135.5</b>  | <b>-141.2</b>  | <b>-124.5</b>  | <b>-128.1</b>  |
| <b>Addendum:</b>   |                |                |                                     |                |                |                |                |                |
| Gross saving as a percentage of gross national product .....                                       | 18.8           | 18.7           | 18.9                                | 19.1           | 18.7           | 18.7           | 18.3           | 18.2           |

Table 5.4.—Private Fixed Investment by Type

[Billions of dollars]

|   | 1998           | 1999           | Seasonally adjusted at annual rates |                |                |                |                |                |
|---|----------------|----------------|-------------------------------------|----------------|----------------|----------------|----------------|----------------|
|   |                |                | 1998                                | 1999           |                |                |                | 2000           |
|   |                |                | IV                                  | I              | II             | III            | IV             | I              |
| <b>Private fixed investment</b> .....                 | <b>1,460.0</b> | <b>1,578.0</b> | <b>1,508.9</b>                      | <b>1,543.3</b> | <b>1,567.8</b> | <b>1,594.2</b> | <b>1,606.8</b> | <b>1,685.4</b> |
| <b>Nonresidential</b> .....                           | <b>1,091.3</b> | <b>1,166.7</b> | <b>1,121.4</b>                      | <b>1,139.9</b> | <b>1,155.4</b> | <b>1,181.6</b> | <b>1,190.0</b> | <b>1,259.2</b> |
| <b>Structures</b> .....                               | <b>272.8</b>   | <b>273.4</b>   | <b>278.0</b>                        | <b>274.7</b>   | <b>272.5</b>   | <b>272.1</b>   | <b>274.1</b>   | <b>290.1</b>   |
| Nonresidential buildings, including farm .....        | 197.0          | 199.9          | 203.3                               | 204.0          | 199.8          | 197.5          | 198.2          | 210.3          |
| Utilities .....                                       | 39.2           | 39.5           | 40.1                                | 39.2           | 39.1           | 39.9           | 39.6           | 41.6           |
| Mining exploration, shafts, and wells .....           | 30.0           | 27.1           | 28.0                                | 25.2           | 26.0           | 28.0           | 29.4           | 31.1           |
| Other structures .....                                | 6.5            | 6.9            | 6.6                                 | 6.4            | 7.6            | 6.8            | 6.8            | 7.2            |
| <b>Equipment and software</b> .....                   | <b>818.5</b>   | <b>893.4</b>   | <b>843.4</b>                        | <b>865.2</b>   | <b>882.9</b>   | <b>909.5</b>   | <b>916.0</b>   | <b>969.2</b>   |
| Information processing equipment and software .....   | 356.9          | 406.9          | 369.7                               | 382.3          | 401.7          | 416.8          | 426.8          | 455.6          |
| Computers and peripheral equipment <sup>1</sup> ..... | 88.5           | 97.8           | 90.5                                | 92.3           | 96.4           | 100.8          | 101.6          | 107.6          |
| Software <sup>2</sup> .....                           | 123.4          | 143.5          | 131.2                               | 135.5          | 140.7          | 145.8          | 152.0          | 159.0          |
| Other .....   | 144.9          | 165.6          | 148.0                               | 154.5          | 164.6          | 170.2          | 173.2          | 189.1          |
| Industrial equipment .....                            | 150.2          | 152.0          | 151.4                               | 147.9          | 149.3          | 153.0          | 157.9          | 163.9          |
| Transportation equipment .....                        | 176.0          | 197.1          | 187.0                               | 193.1          | 193.6          | 204.9          | 196.9          | 209.6          |
| Other .....   | 135.5          | 137.3          | 135.3                               | 142.0          | 138.3          | 134.7          | 134.3          | 140.1          |
| <b>Residential</b> .....                              | <b>368.7</b>   | <b>411.3</b>   | <b>387.5</b>                        | <b>403.4</b>   | <b>412.4</b>   | <b>412.7</b>   | <b>416.7</b>   | <b>426.1</b>   |
| <b>Structures</b> .....                               | <b>360.4</b>   | <b>402.4</b>   | <b>379.1</b>                        | <b>394.6</b>   | <b>403.6</b>   | <b>403.6</b>   | <b>407.7</b>   | <b>416.8</b>   |
| Single family .....                                   | 189.5          | 213.9          | 202.2                               | 211.8          | 213.7          | 211.7          | 218.3          | 229.9          |
| Multifamily .....                                     | 24.5           | 27.7           | 24.8                                | 27.7           | 27.5           | 27.8           | 27.6           | 29.4           |
| Other structures .....                                | 146.5          | 160.8          | 152.1                               | 155.1          | 162.4          | 164.1          | 161.8          | 157.6          |
| <b>Equipment</b> .....                                | <b>8.3</b>     | <b>8.9</b>     | <b>8.5</b>                          | <b>8.7</b>     | <b>8.9</b>     | <b>9.0</b>     | <b>9.1</b>     | <b>9.3</b>     |

1. Includes new computers and peripheral equipment only.

2. Excludes software "embedded," or bundled, in computers and other equipment.

Table 5.5.—Real Private Fixed Investment by Type

[Billions of chained (1996) dollars]

|   | 1998           | 1999           | Seasonally adjusted at annual rates |                |                |                |                |                |
|---|----------------|----------------|-------------------------------------|----------------|----------------|----------------|----------------|----------------|
|   |                |                | 1998                                | 1999           |                |                |                | 2000           |
|   |                |                | IV                                  | I              | II             | III            | IV             | I              |
| <b>Private fixed investment</b> .....                 | <b>1,471.8</b> | <b>1,590.5</b> | <b>1,522.5</b>                      | <b>1,555.9</b> | <b>1,581.0</b> | <b>1,607.3</b> | <b>1,617.8</b> | <b>1,692.5</b> |
| <b>Nonresidential</b> .....                           | <b>1,122.5</b> | <b>1,215.8</b> | <b>1,160.8</b>                      | <b>1,182.7</b> | <b>1,202.9</b> | <b>1,234.3</b> | <b>1,243.2</b> | <b>1,315.2</b> |
| <b>Structures</b> .....                               | <b>254.1</b>   | <b>248.1</b>   | <b>255.7</b>                        | <b>251.9</b>   | <b>248.5</b>   | <b>246.1</b>   | <b>245.8</b>   | <b>257.6</b>   |
| Nonresidential buildings, including farm .....        | 184.6          | 180.4          | 187.4                               | 186.6          | 181.2          | 177.2          | 176.5          | 185.4          |
| Utilities .....                                       | 38.0           | 38.2           | 38.7                                | 38.1           | 38.0           | 38.5           | 38.0           | 39.5           |
| Mining exploration, shafts, and wells .....           | 25.4           | 23.4           | 23.6                                | 21.6           | 22.6           | 24.3           | 25.3           | 26.3           |
| Other structures .....                                | 6.2            | 6.4            | 6.2                                 | 6.0            | 7.1            | 6.3            | 6.2            | 6.5            |
| <b>Equipment and software</b> .....                   | <b>870.6</b>   | <b>974.9</b>   | <b>908.5</b>                        | <b>935.7</b>   | <b>960.9</b>   | <b>996.6</b>   | <b>1,006.4</b> | <b>1,067.7</b> |
| Information processing equipment and software .....   | 418.5          | 509.8          | 448.5                               | 470.4          | 501.0          | 526.0          | 541.7          | 582.9          |
| Computers and peripheral equipment <sup>1</sup> ..... | 154.2          | 220.8          | 178.3                               | 193.4          | 212.9          | 233.5          | 243.3          | 266.0          |
| Software <sup>2</sup> .....                           | 129.2          | 149.3          | 137.8                               | 141.6          | 147.0          | 152.0          | 156.6          | 163.7          |
| Other .....   | 147.1          | 169.9          | 150.9                               | 157.8          | 168.4          | 174.7          | 178.6          | 195.2          |
| Industrial equipment .....                            | 148.1          | 149.0          | 148.9                               | 145.0          | 146.6          | 150.0          | 154.3          | 160.0          |
| Transportation equipment .....                        | 175.3          | 195.7          | 185.8                               | 190.8          | 191.6          | 204.0          | 196.4          | 208.0          |
| Other .....   | 132.3          | 132.6          | 131.0                               | 137.0          | 133.3          | 130.1          | 129.9          | 135.6          |
| <b>Residential</b> .....                              | <b>350.2</b>   | <b>376.1</b>   | <b>362.6</b>                        | <b>373.7</b>   | <b>378.8</b>   | <b>375.1</b>   | <b>376.8</b>   | <b>381.6</b>   |
| <b>Structures</b> .....                               | <b>341.8</b>   | <b>367.0</b>   | <b>354.0</b>                        | <b>364.8</b>   | <b>369.7</b>   | <b>365.9</b>   | <b>367.5</b>   | <b>372.1</b>   |
| Single family .....                                   | 180.3          | 195.0          | 189.3                               | 195.8          | 195.8          | 191.7          | 196.5          | 205.0          |
| Multifamily .....                                     | 21.8           | 22.9           | 21.1                                | 23.3           | 22.9           | 22.9           | 22.6           | 23.8           |
| Other structures .....                                | 139.8          | 149.2          | 143.7                               | 145.7          | 151.1          | 151.5          | 148.4          | 143.1          |
| <b>Equipment</b> .....                                | <b>8.4</b>     | <b>9.1</b>     | <b>8.5</b>                          | <b>8.9</b>     | <b>9.1</b>     | <b>9.2</b>     | <b>9.3</b>     | <b>9.5</b>     |
| <b>Residual</b> .....                                 | <b>-18.9</b>   | <b>-51.4</b>   | <b>-28.7</b>                        | <b>-35.7</b>   | <b>-46.6</b>   | <b>-58.6</b>   | <b>-64.1</b>   | <b>-75.1</b>   |

1. Includes new computers and peripheral equipment only.

2. Excludes software "embedded," or bundled, in computers and other equipment.

NOTE.—Chained (1996) dollar series are calculated as the product of the chain-type quantity index and the 1999 current-dollar value of the corresponding series, divided by 100. Because the formula for the chain-type quantity indexes uses weights of more than one period, the corresponding chained-dollar estimates are usually not additive. The residual line is the difference between the first line and the sum of the most detailed lines.

Chain-type quantity indexes for the series in this table are shown in table 7.6.

Contributions to the percent change in real private fixed investment are shown in table 8.4.

Table 5.10.—Change in Private Inventories by Industry Group

[Billions of dollars]

|   | 1998        | 1999        | Seasonally adjusted at annual rates |             |             |             |             |             |
|---|-------------|-------------|-------------------------------------|-------------|-------------|-------------|-------------|-------------|
|   |             |             | 1998                                |             | 1999        |             |             | 2000        |
|   |             |             | IV                                  | I           | II          | III         | IV          | I           |
| <b>Change in private inventories .....</b>        | <b>71.2</b> | <b>44.6</b> | <b>71.4</b>                         | <b>51.0</b> | <b>17.6</b> | <b>40.8</b> | <b>69.1</b> | <b>34.0</b> |
| Farm .....  | .3          | 3.4         | 15.2                                | 10.1        | 4.8         | .7          | -2.2        | -2.3        |
| Nonfarm .....                                     | 70.9        | 41.3        | 56.2                                | 40.9        | 12.8        | 40.1        | 71.3        | 36.3        |
| Change in book value <sup>1</sup> .....           | 45.7        | 56.6        | 33.7                                | 22.8        | 32.1        | 73.7        | 97.9        | 67.2        |
| Inventory valuation adjustment <sup>2</sup> ..... | 25.2        | -15.3       | 22.5                                | 18.2        | -19.3       | -33.6       | -26.6       | -30.9       |
| Manufacturing .....                               | 24.1        | .4          | 11.5                                | 0           | -7.8        | 1.6         | 7.8         | 12.4        |
| Durable goods .....                               | 16.4        | 0           | 6.5                                 | 1.7         | -6.2        | 1.6         | 2.9         | 8.3         |
| Nondurable goods .....                            | 7.8         | .4          | 5.1                                 | -1.7        | -1.6        | 0           | 4.9         | 4.1         |
| Wholesale trade .....                             | 22.4        | 14.6        | 16.3                                | 8.8         | 10.7        | 24.2        | 14.7        | 21.0        |
| Durable goods .....                               | 16.0        | 12.3        | 15.2                                | 11.3        | 10.5        | 10.6        | 16.7        | 15.8        |
| Nondurable goods .....                            | 6.4         | 2.3         | 1.1                                 | -2.6        | .2          | 13.6        | -2.0        | 5.1         |
| Merchant wholesalers .....                        | 19.6        | 13.4        | 13.9                                | 7.5         | 8.3         | 22.0        | 15.8        | 16.2        |
| Durable goods .....                               | 14.0        | 11.0        | 13.6                                | 9.8         | 7.0         | 9.6         | 17.7        | 12.0        |
| Nondurable goods .....                            | 5.7         | 2.4         | .2                                  | -2.3        | 1.3         | 12.4        | -1.9        | 4.2         |
| Nonmerchant wholesalers .....                     | 2.8         | 1.2         | 2.4                                 | 1.3         | 2.4         | 2.2         | -1.1        | 4.8         |
| Durable goods .....                               | 2.1         | 1.3         | 1.6                                 | 1.5         | 3.5         | 1.0         | -1.0        | 3.8         |
| Nondurable goods .....                            | .7          | -.1         | .9                                  | -.2         | -1.1        | 1.2         | -.1         | 1.0         |
| Retail trade .....                                | 11.1        | 20.7        | 15.6                                | 17.5        | 5.9         | 14.3        | 45.2        | -1.7        |
| Durable goods .....                               | 5.3         | 13.5        | 16.0                                | 9.4         | 4.0         | 11.7        | 29.1        | -2.0        |
| Motor vehicle dealers <sup>3</sup> .....          | 1.3         | 6.9         | 7.6                                 | 3.1         | 0           | 9.2         | 15.3        | -4.6        |
| Other <sup>3</sup> .....                          | 4.0         | 6.6         | 8.4                                 | 6.3         | 4.0         | 2.6         | 13.8        | 2.6         |
| Nondurable goods .....                            | 5.8         | 7.2         | -.4                                 | 8.1         | 1.9         | 2.6         | 16.2        | .2          |
| Other .....                                       | 13.2        | 5.6         | 12.8                                | 14.7        | 4.0         | 0           | 3.6         | 4.6         |
| Durable goods .....                               | 1.3         | -.1         | 1.0                                 | 1.7         | -2.0        | -1.0        | 1.2         | 1.1         |
| Nondurable goods .....                            | 12.0        | 5.6         | 11.8                                | 13.0        | 6.0         | 1.0         | 2.4         | 3.6         |

1. This series is derived from the Census Bureau series "current cost inventories."

2. The inventory valuation adjustment (IVA) shown in this table differs from the IVA that adjusts business incomes. The IVA in this table reflects the mix of methods (such as first-in, first-out and last-in, first-out) underlying inventories derived primarily from Census Bureau statistics (see footnote 1). This mix differs from that underlying business income derived primarily from Internal Revenue Service statistics.

3. Inventories of auto and home supply stores are included in "other durable goods."

Table 5.11.—Real Change in Private Inventories by Industry Group

[Billions of chained (1996) dollars]

|  | 1998        | 1999        | Seasonally adjusted at annual rates |             |             |             |             |             |
|--|-------------|-------------|-------------------------------------|-------------|-------------|-------------|-------------|-------------|
|  |             |             | 1998                                |             | 1999        |             |             | 2000        |
|  |             |             | IV                                  | I           | II          | III         | IV          | I           |
| <b>Change in private inventories .....</b> | <b>74.3</b> | <b>42.2</b> | <b>70.7</b>                         | <b>50.1</b> | <b>14.0</b> | <b>38.0</b> | <b>66.7</b> | <b>30.5</b> |
| Farm .....                                 | .9          | -6          | 12.8                                | 7.4         | .9          | -3.8        | -6.7        | -6.8        |
| Nonfarm .....                              | 73.2        | 42.4        | 58.2                                | 43.1        | 13.1        | 41.2        | 72.3        | 36.7        |
| Manufacturing .....                        | 25.1        | .4          | 12.0                                | 0           | -8.3        | 1.7         | 8.2         | 12.8        |
| Durable goods .....                        | 16.9        | 0           | 6.8                                 | 1.8         | -6.6        | 1.8         | 3.0         | 8.6         |
| Nondurable goods .....                     | 8.1         | .4          | 5.3                                 | -1.8        | -1.7        | 0           | 5.1         | 4.2         |
| Wholesale trade .....                      | 23.4        | 15.2        | 17.2                                | 9.5         | 11.1        | 25.1        | 15.0        | 21.4        |
| Durable goods .....                        | 16.3        | 12.8        | 15.5                                | 11.8        | 11.0        | 11.1        | 17.3        | 16.4        |
| Nondurable goods .....                     | 7.1         | 2.4         | 1.4                                 | -2.4        | .1          | 14.0        | -2.2        | 5.1         |
| Merchant wholesalers .....                 | 20.4        | 14.0        | 14.6                                | 8.2         | 8.6         | 22.8        | 16.2        | 16.7        |
| Durable goods .....                        | 14.2        | 11.5        | 13.9                                | 10.2        | 7.3         | 10.0        | 18.4        | 12.5        |
| Nondurable goods .....                     | 6.2         | 2.5         | .5                                  | -2.1        | 1.3         | 12.8        | -2.1        | 4.3         |
| Nonmerchant wholesalers .....              | 3.0         | 1.3         | 2.6                                 | 1.4         | 2.5         | 2.3         | -1.2        | 4.7         |
| Durable goods .....                        | 2.1         | 1.3         | 1.6                                 | 1.6         | 3.7         | 1.1         | -1.1        | 3.9         |
| Nondurable goods .....                     | .9          | -.1         | 1.0                                 | -.3         | -1.2        | 1.2         | -.1         | .8          |
| Retail trade .....                         | 11.1        | 20.5        | 15.5                                | 17.5        | 5.9         | 14.1        | 44.4        | -1.7        |
| Durable goods .....                        | 5.3         | 13.6        | 16.0                                | 9.5         | 4.0         | 11.8        | 29.1        | -2.0        |
| Motor vehicle dealers <sup>1</sup> .....   | 1.3         | 6.9         | 7.6                                 | 3.1         | 0           | 9.3         | 15.3        | -4.6        |
| Other <sup>1</sup> .....                   | 4.0         | 6.6         | 8.4                                 | 6.3         | 4.0         | 2.5         | 13.7        | 2.6         |
| Nondurable goods .....                     | 5.8         | 7.0         | -.3                                 | 8.0         | 1.9         | 2.5         | 15.6        | .3          |
| Other .....                                | 13.9        | 5.9         | 13.6                                | 15.7        | 4.1         | .1          | 3.6         | 4.6         |
| Durable goods .....                        | 1.2         | 0           | 1.0                                 | 1.7         | -2.0        | -1.0        | 1.1         | 1.0         |
| Nondurable goods .....                     | 12.6        | 5.9         | 12.6                                | 14.0        | 6.3         | 1.1         | 2.4         | 3.6         |
| Residual .....                             | .1          | .8          | -.5                                 | .2          | .1          | .5          | 2.1         | .1          |

1. Inventories of auto and home supply stores are included in "other durable goods."

NOTE.—Chained (1996) dollar series for real change in private inventories are calculated as the period-to-period change in chained-dollar end-of-period inventories. Quarterly changes in end-of-period inventories are stated at annual rates. Because the formula for the chain-type quantity indexes uses weights of more than one period, the corresponding chained-dollar estimates are usually not additive. The residual line is the difference between the first line and the sum of the most detailed lines.

Table 5.12.—Private Inventories and Domestic Final Sales of Business by Industry Group

[Billions of dollars]

|  | Seasonally adjusted quarterly totals |                |                |                |                |                |
|--|--------------------------------------|----------------|----------------|----------------|----------------|----------------|
|  | 1998                                 |                | 1999           |                |                | 2000           |
|  | IV                                   | I              | II             | III            | IV             | I              |
| <b>Private inventories</b> <sup>1</sup> .....                                      | <b>1,334.5</b>                       | <b>1,345.7</b> | <b>1,360.1</b> | <b>1,386.1</b> | <b>1,410.3</b> | <b>1,436.5</b> |
| Farm .....   | 92.4                                 | 99.3           | 98.9           | 96.7           | 95.8           | 100.7          |
| Nonfarm .....  | 1,242.1                              | 1,246.4        | 1,261.3        | 1,289.4        | 1,314.5        | 1,335.8        |
| Durable goods .....  | 694.0                                | 692.8          | 697.8          | 707.9          | 723.1          | 730.3          |
| Nondurable goods .....   | 548.1                                | 553.5          | 563.5          | 581.4          | 591.5          | 605.5          |
| Manufacturing .....  | 450.5                                | 448.2          | 451.1          | 458.3          | 464.7          | 472.5          |
| Durable goods .....  | 280.3                                | 279.2          | 279.4          | 282.5          | 284.8          | 288.1          |
| Nondurable goods .....   | 170.2                                | 169.0          | 171.6          | 175.8          | 179.9          | 184.4          |
| Wholesale trade .....  | 341.8                                | 340.9          | 345.1          | 355.6          | 361.6          | 370.6          |
| Durable goods .....  | 218.9                                | 217.9          | 220.9          | 224.1          | 229.2          | 233.6          |
| Nondurable goods .....   | 122.9                                | 123.1          | 124.3          | 131.6          | 132.5          | 137.0          |
| Merchant wholesalers .....   | 296.6                                | 295.4          | 298.2          | 307.0          | 312.7          | 319.4          |
| Durable goods .....  | 190.8                                | 189.9          | 192.0          | 194.9          | 200.2          | 203.6          |
| Nondurable goods .....   | 105.8                                | 105.4          | 106.2          | 112.1          | 112.5          | 115.8          |
| Nonmerchant wholesalers .....  | 45.3                                 | 45.5           | 46.9           | 48.6           | 48.9           | 51.2           |
| Durable goods .....  | 28.1                                 | 27.9           | 28.8           | 29.2           | 29.0           | 30.0           |
| Nondurable goods .....   | 17.1                                 | 17.6           | 18.1           | 19.5           | 19.9           | 21.2           |
| Retail trade .....   | 344.0                                | 347.3          | 351.1          | 358.1          | 370.0          | 370.9          |
| Durable goods .....  | 186.6                                | 187.1          | 189.2          | 193.5          | 200.9          | 200.0          |
| Motor vehicle dealers <sup>2</sup> .....   | 95.8                                 | 95.3           | 95.8           | 99.6           | 103.4          | 101.9          |
| Other <sup>2</sup> .....   | 90.9                                 | 91.8           | 93.4           | 93.8           | 97.5           | 98.1           |
| Nondurable goods .....   | 157.4                                | 160.2          | 161.9          | 164.7          | 169.1          | 171.0          |
| Other .....  | 105.7                                | 109.9          | 113.9          | 117.3          | 118.2          | 121.8          |
| Durable goods .....  | 8.1                                  | 8.6            | 8.3            | 7.9            | 8.2            | 8.6            |
| Nondurable goods .....   | 97.6                                 | 101.3          | 105.7          | 109.4          | 109.9          | 113.2          |
| <b>Final sales of domestic business</b> <sup>3</sup> .....                         | <b>624.7</b>                         | <b>634.8</b>   | <b>642.6</b>   | <b>651.8</b>   | <b>665.4</b>   | <b>682.1</b>   |
| <b>Final sales of goods and structures of domestic business</b> <sup>3</sup> ..... | <b>344.0</b>                         | <b>350.1</b>   | <b>353.6</b>   | <b>357.8</b>   | <b>365.1</b>   | <b>377.1</b>   |
| <b>Ratio of private inventories to final sales of domestic business</b>            |                                      |                |                |                |                |                |
| Private inventories to final sales .....   | 2.14                                 | 2.12           | 2.12           | 2.13           | 2.12           | 2.11           |
| Nonfarm inventories to final sales .....   | 1.99                                 | 1.96           | 1.96           | 1.98           | 1.98           | 1.96           |
| Nonfarm inventories to final sales of goods and structures .....                   | 3.61                                 | 3.56           | 3.57           | 3.60           | 3.60           | 3.54           |

1. Inventories are as of the end of the quarter. The quarter-to-quarter change in inventories calculated from current-dollar inventories in this table is not the current-dollar change in the private inventories component of GDP. The former is the difference between two inventory stocks, each valued at its respective end-of-quarter prices. The latter is the change in the physical volume of inventories valued at average prices of the quarter. In addition, changes calculated from this table are at quarterly rates, whereas, the change in private inventories is stated at annual rates.

2. Inventories of auto and home supply stores are included in "other durable goods."

3. Quarterly totals at monthly rates. Final sales of domestic business equals final sales of domestic product less gross product of households and institutions and of general government, and it includes a small amount of final sales by farm and by government enterprises.

Table 5.13.—Real Private Inventories and Real Domestic Final Sales of Business by Industry Group

[Billions of chained (1996) dollars]

|  | Seasonally adjusted quarterly totals |                |                |                |                |                |
|--|--------------------------------------|----------------|----------------|----------------|----------------|----------------|
|  | 1998                                 |                | 1999           |                |                | 2000           |
|  | IV                                   | I              | II             | III            | IV             | I              |
| <b>Private inventories</b> <sup>1</sup> .....                                      | <b>1,395.3</b>                       | <b>1,407.8</b> | <b>1,411.3</b> | <b>1,420.8</b> | <b>1,437.5</b> | <b>1,445.1</b> |
| Farm .....   | 107.6                                | 109.4          | 109.7          | 108.7          | 107.0          | 105.3          |
| Nonfarm .....  | 1,287.4                              | 1,298.2        | 1,301.4        | 1,311.7        | 1,329.8        | 1,339.0        |
| Durable goods .....  | 716.2                                | 722.5          | 724.1          | 730.0          | 742.9          | 748.8          |
| Nondurable goods .....   | 571.2                                | 575.7          | 577.3          | 581.7          | 587.0          | 590.3          |
| Manufacturing .....  | 477.2                                | 477.2          | 475.1          | 475.5          | 477.6          | 480.8          |
| Durable goods .....  | 296.2                                | 296.7          | 295.1          | 295.5          | 296.3          | 298.4          |
| Nondurable goods .....   | 180.9                                | 180.5          | 180.0          | 180.0          | 181.3          | 182.4          |
| Wholesale trade .....  | 355.4                                | 357.8          | 360.6          | 366.9          | 370.6          | 376.0          |
| Durable goods .....  | 224.6                                | 227.6          | 230.3          | 233.1          | 237.4          | 241.5          |
| Nondurable goods .....   | 130.8                                | 130.2          | 130.2          | 133.7          | 133.1          | 134.4          |
| Merchant wholesalers .....   | 307.6                                | 309.7          | 311.8          | 317.5          | 321.6          | 325.8          |
| Durable goods .....  | 195.7                                | 198.3          | 200.1          | 202.6          | 207.2          | 210.3          |
| Nondurable goods .....   | 111.9                                | 111.3          | 111.7          | 114.9          | 114.3          | 115.4          |
| Nonmerchant wholesalers .....  | 47.8                                 | 48.1           | 48.8           | 49.4           | 49.1           | 50.2           |
| Durable goods .....  | 28.9                                 | 29.3           | 30.2           | 30.5           | 30.2           | 31.2           |
| Nondurable goods .....   | 18.9                                 | 18.8           | 18.6           | 18.9           | 18.8           | 19.0           |
| Retail trade .....   | 342.9                                | 347.2          | 348.7          | 352.2          | 363.3          | 362.9          |
| Durable goods .....  | 187.3                                | 189.7          | 190.7          | 193.6          | 200.9          | 200.4          |
| Motor vehicle dealers <sup>2</sup> .....   | 97.0                                 | 97.8           | 97.8           | 100.1          | 103.9          | 102.8          |
| Other <sup>2</sup> .....   | 90.3                                 | 91.9           | 92.9           | 93.5           | 96.9           | 97.6           |
| Nondurable goods .....   | 155.5                                | 157.5          | 158.0          | 158.6          | 162.5          | 162.6          |
| Other .....  | 112.3                                | 116.2          | 117.2          | 117.2          | 118.1          | 119.3          |
| Durable goods .....  | 8.1                                  | 8.5            | 8.0            | 7.7            | 8.0            | 8.3            |
| Nondurable goods .....   | 104.2                                | 107.7          | 109.3          | 109.5          | 110.1          | 111.0          |
| Residual .....   | .1                                   | .1             | -1             | .3             | 1.0            | .8             |
| <b>Final sales of domestic business</b> <sup>3</sup> .....                         | <b>605.7</b>                         | <b>613.3</b>   | <b>619.0</b>   | <b>626.5</b>   | <b>636.8</b>   | <b>648.8</b>   |
| <b>Final sales of goods and structures of domestic business</b> <sup>3</sup> ..... | <b>341.4</b>                         | <b>346.7</b>   | <b>349.3</b>   | <b>353.3</b>   | <b>359.6</b>   | <b>370.0</b>   |
| <b>Ratio of private inventories to final sales of domestic business</b>            |                                      |                |                |                |                |                |
| Private inventories to final sales .....   | 2.30                                 | 2.30           | 2.28           | 2.27           | 2.26           | 2.23           |
| Nonfarm inventories to final sales .....   | 2.13                                 | 2.12           | 2.10           | 2.09           | 2.09           | 2.06           |
| Nonfarm inventories to final sales of goods and structures .....                   | 3.77                                 | 3.74           | 3.73           | 3.71           | 3.70           | 3.62           |

1. Inventories are as of the end of the quarter. The quarter-to-quarter changes calculated from this table are at quarterly rates, whereas, the change in private inventories component of GDP is stated at annual rates.

2. Inventories of auto and home supply stores are included in "other durable goods."

3. Quarterly totals at monthly rates. Final sales of domestic business equals final sales of domestic product less gross product of households and institutions and of general government, and it includes a small amount of final sales by farm and by government enterprises.

NOTE.—Chained (1996) dollar inventory series are calculated to ensure that the chained (1996) dollar change in inventories for 1996 equals the current-dollar change in inventories for 1996 and that the average of the 1995 and 1996 end-of-year chain-weighted and fixed-weighted inventories are equal. Chained (1996) dollar final sales are calculated as the product of the chain-type quantity index and the 1996 current-dollar value of the corresponding series, divided by 100. Because the formula for the chain-type quantity indexes uses weights of more than one period, the corresponding chained-dollar estimates are usually not additive. The residual line is the difference between the first line and the sum of the most detailed lines for inventories.

## 6. Income and Employment by Industry

Table 6.1C.—National Income Without Capital Consumption Adjustment by Industry Group

[Billions of dollars]

|   | 1998           | 1999           | Seasonally adjusted at annual rates |                |                |                |                |                |
|---|----------------|----------------|-------------------------------------|----------------|----------------|----------------|----------------|----------------|
|   |                |                | 1998                                |                | 1999           |                |                | 2000           |
|   |                |                | IV                                  | I              | II             | III            | IV             | I              |
| <b>National income without capital consumption adjustment</b> ..... | <b>7,004.4</b> | <b>7,453.7</b> | <b>7,159.6</b>                      | <b>7,297.4</b> | <b>7,383.3</b> | <b>7,488.9</b> | <b>7,645.1</b> | <b>7,784.4</b> |
| <b>Domestic industries</b> .....                                    | <b>7,014.3</b> | <b>7,473.6</b> | <b>7,176.7</b>                      | <b>7,311.9</b> | <b>7,397.6</b> | <b>7,504.4</b> | <b>7,680.7</b> | <b>7,826.9</b> |
| <b>Private industries</b> .....                                     | <b>6,104.4</b> | <b>6,523.2</b> | <b>6,253.4</b>                      | <b>6,373.9</b> | <b>6,453.1</b> | <b>6,549.4</b> | <b>6,716.5</b> | <b>6,843.7</b> |
| Agriculture, forestry, and fishing .....                            | 102.5          | 115.0          | 121.7                               | 113.8          | 116.8          | 105.2          | 124.3          | .....          |
| Mining .....  | 54.7           | 50.8           | 51.7                                | 49.9           | 49.2           | 51.4           | 52.7           | .....          |
| Construction .....  | 342.0          | 373.5          | 355.2                               | 364.1          | 371.0          | 375.2          | 383.7          | .....          |
| Manufacturing .....   | 1,155.9        | 1,184.3        | 1,157.7                             | 1,171.4        | 1,178.8        | 1,191.0        | 1,195.9        | .....          |
| Durable goods .....   | 689.0          | 709.2          | 703.2                               | 699.0          | 706.5          | 711.7          | 719.7          | .....          |
| Nondurable goods .....  | 466.9          | 475.0          | 454.5                               | 472.4          | 472.3          | 479.3          | 476.2          | .....          |
| Transportation and public utilities .....                           | 526.2          | 557.3          | 534.6                               | 545.1          | 543.9          | 561.6          | 578.5          | .....          |
| Transportation .....  | 222.3          | 233.1          | 227.5                               | 228.8          | 229.0          | 234.5          | 240.3          | .....          |
| Communications .....  | 166.9          | 179.6          | 167.6                               | 174.7          | 176.0          | 181.0          | 186.8          | .....          |
| Electric, gas, and sanitary services .....                          | 137.0          | 144.5          | 139.4                               | 141.7          | 138.9          | 146.1          | 151.5          | .....          |
| Wholesale trade .....   | 410.2          | 432.4          | 414.2                               | 423.5          | 429.5          | 432.5          | 444.2          | .....          |
| Retail trade .....  | 580.8          | 619.5          | 591.5                               | 609.8          | 618.6          | 618.8          | 630.7          | .....          |
| Finance, insurance, and real estate .....                           | 1,274.3        | 1,385.7        | 1,311.0                             | 1,348.3        | 1,361.5        | 1,392.0        | 1,441.0        | .....          |
| Services .....  | 1,657.8        | 1,804.8        | 1,715.8                             | 1,748.0        | 1,783.8        | 1,821.8        | 1,865.5        | .....          |
| <b>Government</b> .....   | <b>909.9</b>   | <b>950.4</b>   | <b>923.3</b>                        | <b>938.0</b>   | <b>944.5</b>   | <b>955.0</b>   | <b>964.2</b>   | <b>983.2</b>   |
| <b>Rest of the world</b> .....                                      | <b>-9.9</b>    | <b>-20.0</b>   | <b>-17.1</b>                        | <b>-14.4</b>   | <b>-14.3</b>   | <b>-15.5</b>   | <b>-35.6</b>   | <b>-42.6</b>   |

NOTE.—Estimates in this table are based on the 1987 Standard Industrial Classification.

Table 6.16C.—Corporate Profits by Industry Group

[Billions of dollars]

|   | 1998         | 1999         | Seasonally adjusted at annual rates |              |              |              |              |              |
|---|--------------|--------------|-------------------------------------|--------------|--------------|--------------|--------------|--------------|
|   |              |              | 1998                                |              | 1999         |              |              | 2000         |
|   |              |              | IV                                  | I            | II           | III          | IV           | I            |
| <b>Corporate profits with inventory valuation and capital consumption adjustments</b> ..... | <b>848.4</b> | <b>892.7</b> | <b>839.0</b>                        | <b>886.9</b> | <b>880.5</b> | <b>884.1</b> | <b>919.4</b> | <b>953.9</b> |
| <b>Domestic industries</b> .....  | <b>748.4</b> | <b>789.4</b> | <b>740.7</b>                        | <b>782.6</b> | <b>777.1</b> | <b>776.0</b> | <b>821.9</b> | <b>855.0</b> |
| Financial .....   | 171.7        | 186.6        | 168.0                               | 185.4        | 177.6        | 182.0        | 201.5        | 202.1        |
| Nonfinancial .....  | 576.7        | 602.8        | 572.7                               | 597.2        | 599.5        | 594.0        | 620.3        | 652.9        |
| <b>Rest of the world</b> .....  | <b>100.0</b> | <b>103.3</b> | <b>98.3</b>                         | <b>104.3</b> | <b>103.3</b> | <b>108.1</b> | <b>97.5</b>  | <b>98.9</b>  |
| Receipts from the rest of the world .....   | 148.4        | 166.2        | 146.8                               | 157.0        | 164.1        | 169.5        | 174.0        | 185.2        |
| Less: Payments to the rest of the world .....   | 48.4         | 62.8         | 48.5                                | 52.7         | 60.8         | 61.4         | 76.5         | 86.3         |
| <b>Corporate profits with inventory valuation adjustment</b> .....                          | <b>802.8</b> | <b>835.6</b> | <b>787.4</b>                        | <b>831.4</b> | <b>822.2</b> | <b>827.1</b> | <b>861.4</b> | <b>897.0</b> |
| <b>Domestic industries</b> .....  | <b>702.8</b> | <b>732.2</b> | <b>689.1</b>                        | <b>727.1</b> | <b>718.9</b> | <b>719.0</b> | <b>763.9</b> | <b>798.1</b> |
| Financial .....   | 191.3        | 208.1        | 188.6                               | 205.3        | 198.3        | 203.9        | 224.9        | 227.1        |
| Federal Reserve banks .....   | 24.6         | 25.6         | 24.7                                | 24.3         | 24.5         | 25.5         | 28.1         | 29.3         |
| Other .....   | 166.7        | 182.5        | 163.9                               | 180.9        | 173.7        | 178.4        | 196.8        | 197.8        |
| Nonfinancial .....  | 511.5        | 524.2        | 500.6                               | 521.9        | 520.6        | 515.1        | 539.0        | 571.0        |
| Manufacturing .....   | 168.4        | 165.6        | 161.7                               | 171.0        | 167.8        | 163.1        | 160.3        | .....        |
| Durable goods .....   | 95.1         | 98.6         | 106.3                               | 100.5        | 100.7        | 94.4         | 99.0         | .....        |
| Primary metal industries .....  | 5.4          | .9           | 5.0                                 | 1.7          | 1.2          | .4           | .5           | .....        |
| Fabricated metal products .....   | 17.3         | 18.9         | 17.0                                | 19.4         | 19.0         | 19.4         | 17.6         | .....        |
| Industrial machinery and equipment .....  | 14.6         | 17.9         | 19.4                                | 16.6         | 18.6         | 17.1         | 19.3         | .....        |
| Electronic and other electric equipment .....   | 18.2         | 20.7         | 21.4                                | 20.5         | 19.6         | 20.8         | 21.9         | .....        |
| Motor vehicles and equipment .....  | 7.5          | 10.2         | 9.8                                 | 10.7         | 10.4         | 9.5          | 10.1         | .....        |
| Other .....   | 32.2         | 30.1         | 33.7                                | 31.6         | 32.0         | 27.2         | 29.5         | .....        |
| Nondurable goods .....  | 73.3         | 66.9         | 55.5                                | 70.5         | 67.0         | 68.7         | 61.4         | .....        |
| Food and kindred products .....   | 17.0         | 16.0         | 7.1                                 | 17.2         | 18.6         | 18.7         | 9.2          | .....        |
| Chemicals and allied products .....   | 20.6         | 19.9         | 20.0                                | 25.1         | 20.8         | 17.4         | 16.2         | .....        |
| Petroleum and coal products .....   | 8.3          | 1.5          | 4.1                                 | -9           | -3           | 3.6          | 3.7          | .....        |
| Other .....   | 27.3         | 29.6         | 24.2                                | 29.0         | 28.0         | 29.0         | 32.2         | .....        |
| Transportation and public utilities .....   | 109.0        | 116.3        | 106.9                               | 111.9        | 107.9        | 117.3        | 128.0        | .....        |
| Transportation .....  | 19.4         | 18.1         | 19.7                                | 18.3         | 17.2         | 17.7         | 19.3         | .....        |
| Communications .....  | 49.3         | 55.4         | 46.8                                | 52.2         | 52.5         | 56.4         | 60.7         | .....        |
| Electric, gas, and sanitary services .....  | 40.2         | 42.7         | 40.5                                | 41.5         | 38.2         | 43.2         | 48.0         | .....        |
| Wholesale trade .....   | 47.2         | 42.4         | 41.2                                | 43.4         | 44.3         | 39.1         | 42.8         | .....        |
| Retail trade .....  | 69.8         | 72.9         | 69.0                                | 75.7         | 75.4         | 67.7         | 72.6         | .....        |
| Other .....   | 117.1        | 127.1        | 121.7                               | 119.8        | 125.2        | 127.9        | 135.3        | .....        |
| <b>Rest of the world</b> .....  | <b>100.0</b> | <b>103.3</b> | <b>98.3</b>                         | <b>104.3</b> | <b>103.3</b> | <b>108.1</b> | <b>97.5</b>  | <b>98.9</b>  |

NOTE.—Estimates in this table are based on the 1987 Standard Industrial Classification.



**Table 7.2.—Quantity and Price Indexes for Gross Domestic Product, Final Sales, and Purchases**

[Index numbers, 1996=100]

|   | 1998   | 1999   | Seasonally adjusted |        |        |        |        | 2000   |
|---|--------|--------|---------------------|--------|--------|--------|--------|--------|
|   |        |        | 1998                |        | 1999   |        |        |        |
|   |        |        | IV                  | I      | II     | III    | IV     |        |
| <b>Gross domestic product:</b>                          |        |        |                     |        |        |        |        |        |
| Current dollars .....                                   | 112.12 | 118.47 | 114.52              | 116.12 | 117.06 | 119.00 | 121.69 | 124.12 |
| Chain-type quantity index .....                         | 108.74 | 113.25 | 110.58              | 111.58 | 112.10 | 113.65 | 115.67 | 117.20 |
| Chain-type price index .....                            | 103.11 | 104.55 | 103.51              | 104.03 | 104.37 | 104.65 | 105.16 | 105.86 |
| Implicit price deflator .....                           | 103.11 | 104.61 | 103.57              | 104.07 | 104.43 | 104.71 | 105.21 | 105.91 |
| <b>Final sales of domestic product:</b>                 |        |        |                     |        |        |        |        |        |
| Current dollars .....                                   | 111.63 | 118.35 | 114.04              | 115.91 | 117.29 | 118.94 | 121.27 | 124.16 |
| Chain-type quantity index .....                         | 108.19 | 113.07 | 110.09              | 111.33 | 112.26 | 113.51 | 115.18 | 117.13 |
| Chain-type price index .....                            | 103.18 | 104.67 | 103.59              | 104.12 | 104.48 | 104.78 | 105.29 | 106.01 |
| Implicit price deflator .....                           | 103.18 | 104.67 | 103.59              | 104.12 | 104.48 | 104.78 | 105.29 | 106.00 |
| <b>Gross domestic purchases:</b>                        |        |        |                     |        |        |        |        |        |
| Current dollars .....                                   | 112.75 | 120.35 | 115.27              | 117.36 | 118.85 | 121.18 | 123.99 | 126.91 |
| Chain-type quantity index .....                         | 110.16 | 115.81 | 112.17              | 113.75 | 114.65 | 116.40 | 118.43 | 120.27 |
| Chain-type price index .....                            | 102.35 | 103.86 | 102.72              | 103.13 | 103.62 | 104.06 | 104.65 | 105.47 |
| Implicit price deflator .....                           | 102.35 | 103.92 | 102.77              | 103.18 | 103.67 | 104.11 | 104.70 | 105.52 |
| <b>Final sales to domestic purchasers:</b>              |        |        |                     |        |        |        |        |        |
| Current dollars .....                                   | 112.27 | 120.24 | 114.80              | 117.16 | 119.08 | 121.13 | 123.59 | 126.96 |
| Chain-type quantity index .....                         | 109.62 | 115.64 | 111.69              | 113.52 | 114.82 | 116.27 | 117.96 | 120.22 |
| Chain-type price index .....                            | 102.42 | 103.97 | 102.79              | 103.22 | 103.72 | 104.18 | 104.78 | 105.61 |
| Implicit price deflator .....                           | 102.42 | 103.97 | 102.78              | 103.21 | 103.71 | 104.17 | 104.77 | 105.61 |
| <b>Addenda:</b>   |        |        |                     |        |        |        |        |        |
| Final sales of computers <sup>1</sup> :                 |        |        |                     |        |        |        |        |        |
| Current dollars .....                                   | 117.75 | 125.17 | 119.78              | 117.92 | 123.76 | 130.61 | 128.39 | 141.77 |
| Chain-type quantity index .....                         | 223.72 | 322.43 | 262.98              | 281.68 | 308.67 | 343.43 | 355.94 | 411.67 |
| Chain-type price index .....                            | 52.63  | 38.33  | 44.74               | 41.13  | 39.39  | 37.36  | 35.44  | 33.83  |
| Implicit price deflator .....                           | 52.63  | 38.82  | 45.55               | 41.86  | 40.10  | 38.03  | 36.07  | 34.44  |
| Gross domestic product less final sales of computers:   |        |        |                     |        |        |        |        |        |
| Current dollars .....                                   | 112.06 | 118.40 | 114.47              | 116.10 | 116.99 | 118.88 | 121.62 | 123.94 |
| Chain-type quantity index .....                         | 107.91 | 111.99 | 109.55              | 110.47 | 110.88 | 112.31 | 114.28 | 115.62 |
| Chain-type price index .....                            | 103.85 | 105.67 | 104.44              | 105.05 | 105.45 | 105.80 | 106.38 | 107.15 |
| Implicit price deflator .....                           | 103.85 | 105.73 | 104.49              | 105.10 | 105.51 | 105.85 | 106.43 | 107.20 |
| Gross domestic purchases less final sales of computers: |        |        |                     |        |        |        |        |        |
| Current dollars .....                                   | 112.61 | 120.13 | 115.11              | 117.20 | 118.62 | 120.92 | 123.77 | 126.63 |
| Chain-type quantity index .....                         | 109.12 | 114.17 | 110.88              | 112.33 | 113.05 | 114.66 | 116.63 | 118.32 |
| Chain-type price index .....                            | 103.20 | 105.16 | 103.77              | 104.29 | 104.87 | 105.41 | 106.08 | 106.98 |
| Implicit price deflator .....                           | 103.20 | 105.22 | 103.82              | 104.34 | 104.93 | 105.46 | 106.13 | 107.02 |
| Chain-type price indexes for gross domestic purchases:  |        |        |                     |        |        |        |        |        |
| Food .....  | 103.71 | 105.73 | 104.55              | 105.11 | 105.37 | 105.92 | 106.51 | 107.13 |
| Energy goods and services .....                         | 92.35  | 95.82  | 89.82               | 89.11  | 94.67  | 98.32  | 101.20 | 109.55 |
| Gross domestic purchases less food and energy .....     | 102.65 | 104.03 | 103.09              | 103.53 | 103.83 | 104.13 | 104.62 | 105.16 |

1. For some components of final sales of computers, includes computer parts.

NOTE.—Percent changes from preceding period for selected items in this table are shown in table 8.1.

**Table 7.3.—Quantity and Price Indexes for Gross National Product and Command-Basis Gross National Product**

[Index numbers, 1996=100]

|  |        |        |        |        |        |        |        |        |
|--|--------|--------|--------|--------|--------|--------|--------|--------|
| <b>Gross national product:</b>   |        |        |        |        |        |        |        |        |
| Current dollars .....  | 111.73 | 117.94 | 114.04 | 115.67 | 116.61 | 118.53 | 120.96 | 123.29 |
| Chain-type quantity index .....  | 108.38 | 112.76 | 110.13 | 111.16 | 111.68 | 113.22 | 114.99 | 116.44 |
| Chain-type price index .....   | 103.09 | 104.53 | 103.50 | 104.01 | 104.36 | 104.63 | 105.14 | 105.84 |
| Implicit price deflator .....  | 103.09 | 104.59 | 103.55 | 104.06 | 104.41 | 104.69 | 105.19 | 105.88 |
| <b>Less: Exports of goods and services and income receipts from the rest of the world:</b>               |        |        |        |        |        |        |        |        |
| Chain-type quantity index .....  | 114.64 | 119.16 | 116.27 | 115.20 | 117.08 | 120.51 | 123.86 | 126.29 |
| <b>Plus: Command-basis exports of goods and services and income receipts from the rest of the world:</b> |        |        |        |        |        |        |        |        |
| Chain-type quantity index .....  | 119.46 | 123.41 | 121.34 | 120.83 | 121.74 | 124.10 | 126.97 | 128.53 |
| <b>Equals: Command-basis gross national product:</b>   |        |        |        |        |        |        |        |        |
| Chain-type quantity index .....  | 109.07 | 113.37 | 110.85 | 111.96 | 112.35 | 113.74 | 115.44 | 116.76 |

NOTE.—Percent changes from preceding period for selected items in this table are shown in table 8.1.

**Table 7.4.—Chain-Type Quantity and Price Indexes for Personal Consumption Expenditures by Major Type of Product**

[Index numbers, 1996=100]

|  | 1998          | 1999          | Seasonally adjusted |               |               |               |               | 2000          |
|--|---------------|---------------|---------------------|---------------|---------------|---------------|---------------|---------------|
|  |               |               | 1998                |               | 1999          |               |               |               |
|  |               |               | IV                  | I             | II            | III           | IV            |               |
| <b>Chain-type quantity indexes</b>                           |               |               |                     |               |               |               |               |               |
| <b>Personal consumption expenditures</b> .....               | <b>108.48</b> | <b>114.25</b> | <b>110.35</b>       | <b>112.10</b> | <b>113.50</b> | <b>114.86</b> | <b>116.52</b> | <b>118.65</b> |
| <b>Durable goods</b> .....                                   | <b>118.66</b> | <b>132.32</b> | <b>124.26</b>       | <b>127.95</b> | <b>130.76</b> | <b>133.21</b> | <b>137.35</b> | <b>144.47</b> |
| Motor vehicles and parts .....                               | 113.87        | 124.15        | 119.94              | 121.09        | 123.77        | 124.68        | 127.07        | 135.07        |
| Furniture and household equipment .....                      | 125.55        | 144.34        | 131.96              | 137.90        | 141.65        | 146.06        | 151.74        | 158.36        |
| Other .....  | 115.78        | 127.60        | 118.84              | 123.99        | 125.44        | 127.87        | 133.11        | 139.01        |
| <b>Nondurable goods</b> .....                                | <b>107.07</b> | <b>112.84</b> | <b>108.80</b>       | <b>111.15</b> | <b>112.05</b> | <b>113.04</b> | <b>115.12</b> | <b>116.69</b> |
| Food .....   | 104.40        | 108.38        | 106.29              | 106.82        | 107.46        | 108.15        | 111.09        | 111.73        |
| Clothing and shoes .....                                     | 113.00        | 122.91        | 114.33              | 121.72        | 122.52        | 124.38        | 123.02        | 128.72        |
| Gasoline, fuel oil, and other energy goods .....             | 101.70        | 103.30        | 101.57              | 102.28        | 102.98        | 103.43        | 104.52        | 101.73        |
| Gasoline and oil .....                                       | 102.83        | 103.32        | 102.87              | 102.34        | 102.67        | 103.25        | 105.02        | 102.12        |
| Fuel oil and coal .....                                      | 92.82         | 102.97        | 91.44               | 101.69        | 105.38        | 104.76        | 100.06        | 98.15         |
| Other .....  | 110.47        | 118.57        | 112.72              | 116.12        | 117.65        | 118.90        | 121.63        | 124.25        |
| <b>Services</b> .....  | <b>107.26</b> | <b>111.59</b> | <b>108.50</b>       | <b>109.61</b> | <b>111.01</b> | <b>112.36</b> | <b>113.38</b> | <b>114.93</b> |
| Housing .....  | 104.28        | 106.92        | 105.10              | 105.93        | 106.54        | 107.25        | 107.97        | 108.64        |
| Household operation .....                                    | 108.53        | 113.33        | 108.88              | 111.57        | 113.09        | 114.85        | 113.79        | 115.51        |
| Electricity and gas .....                                    | 100.69        | 102.72        | 97.61               | 101.84        | 102.72        | 105.17        | 101.16        | 103.25        |
| Other household operation .....                              | 113.87        | 120.48        | 116.46              | 118.16        | 120.10        | 121.39        | 122.28        | 123.76        |
| Transportation .....   | 109.34        | 112.51        | 110.23              | 111.01        | 112.00        | 113.16        | 113.88        | 114.63        |
| Medical care .....   | 104.91        | 107.67        | 105.86              | 106.28        | 107.06        | 108.16        | 109.16        | 110.10        |
| Recreation .....   | 109.27        | 119.34        | 111.36              | 114.29        | 117.77        | 121.63        | 123.67        | 127.28        |
| Other .....  | 111.23        | 117.72        | 113.47              | 114.63        | 117.04        | 118.60        | 120.61        | 123.36        |
| <b>Addenda:</b>  |               |               |                     |               |               |               |               |               |
| Energy goods and services <sup>1</sup> .....                 | 101.23        | 103.07        | 99.57               | 102.09        | 102.88        | 104.30        | 102.99        | 102.39        |
| Personal consumption expenditures less food and energy ..... | 109.71        | 116.03        | 111.76              | 113.71        | 115.28        | 116.77        | 118.37        | 120.96        |
| <b>Chain-type price indexes</b>                              |               |               |                     |               |               |               |               |               |
| <b>Personal consumption expenditures</b> .....               | <b>102.93</b> | <b>104.57</b> | <b>103.37</b>       | <b>103.74</b> | <b>104.32</b> | <b>104.79</b> | <b>105.43</b> | <b>106.25</b> |
| <b>Durable goods</b> .....                                   | <b>95.45</b>  | <b>93.00</b>  | <b>94.34</b>        | <b>93.67</b>  | <b>93.22</b>  | <b>92.75</b>  | <b>92.35</b>  | <b>91.90</b>  |
| Motor vehicles and parts .....                               | 99.10         | 99.31         | 99.03               | 98.86         | 98.93         | 99.54         | 99.93         | 99.47         |
| Furniture and household equipment .....                      | 90.35         | 84.96         | 88.01               | 86.84         | 85.56         | 84.33         | 83.10         | 82.44         |
| Other .....  | 98.27         | 96.68         | 97.66               | 97.02         | 97.31         | 96.29         | 96.11         | 96.13         |
| <b>Nondurable goods</b> .....                                | <b>101.40</b> | <b>103.76</b> | <b>101.78</b>       | <b>102.19</b> | <b>103.47</b> | <b>104.20</b> | <b>105.18</b> | <b>106.56</b> |
| Food .....   | 104.01        | 106.14        | 104.83              | 105.47        | 105.79        | 106.35        | 106.95        | 107.60        |
| Clothing and shoes .....                                     | 98.00         | 96.38         | 97.83               | 95.89         | 96.82         | 95.79         | 97.02         | 95.86         |
| Gasoline, fuel oil, and other energy goods .....             | 88.80         | 96.00         | 85.19               | 84.06         | 94.71         | 100.08        | 105.14        | 119.90        |
| Gasoline and oil .....                                       | 88.46         | 96.41         | 84.82               | 83.79         | 95.44         | 100.84        | 105.55        | 119.14        |
| Fuel oil and coal .....                                      | 91.65         | 92.95         | 88.34               | 86.26         | 89.13         | 94.22         | 102.19        | 126.72        |
| Other .....  | 102.85        | 106.89        | 104.07              | 106.17        | 106.52        | 107.31        | 107.55        | 107.99        |
| <b>Services</b> .....  | <b>105.31</b> | <b>107.51</b> | <b>106.12</b>       | <b>106.72</b> | <b>107.16</b> | <b>107.73</b> | <b>108.45</b> | <b>109.28</b> |
| Housing .....  | 106.24        | 109.26        | 107.68              | 108.22        | 109.02        | 109.56        | 110.25        | 111.17        |
| Household operation .....                                    | 100.74        | 100.72        | 100.55              | 100.61        | 100.42        | 100.67        | 101.20        | 101.36        |
| Electricity and gas .....                                    | 98.83         | 98.46         | 97.78               | 97.85         | 97.87         | 98.82         | 99.29         | 99.69         |
| Other household operation .....                              | 101.90        | 102.12        | 102.24              | 102.30        | 101.99        | 101.82        | 102.39        | 102.41        |
| Transportation .....   | 104.71        | 105.81        | 104.91              | 105.27        | 105.88        | 105.84        | 106.25        | 107.28        |
| Medical care .....   | 104.67        | 107.35        | 105.61              | 106.58        | 107.00        | 107.64        | 108.18        | 109.05        |
| Recreation .....   | 105.87        | 107.96        | 106.28              | 106.74        | 107.12        | 108.49        | 109.47        | 110.72        |
| Other .....  | 107.05        | 109.25        | 107.80              | 108.41        | 108.77        | 109.40        | 110.39        | 111.24        |
| <b>Addenda:</b>  |               |               |                     |               |               |               |               |               |
| Energy goods and services <sup>1</sup> .....                 | 93.57         | 97.14         | 91.19               | 90.63         | 96.19         | 99.43         | 102.30        | 110.20        |
| Personal consumption expenditures less food and energy ..... | 103.31        | 104.75        | 103.84              | 104.22        | 104.55        | 104.86        | 105.38        | 105.84        |

1. Consists of gasoline, fuel oil, and other energy goods and of electricity and gas.

Table 7.6.—Chain-Type Quantity and Price Indexes for Private Fixed Investment by Type

[Index numbers, 1996=100]

|  | 1998          | 1999          | Seasonally adjusted |               |               |               |               |               |
|--|---------------|---------------|---------------------|---------------|---------------|---------------|---------------|---------------|
|  |               |               | 1998                |               | 1999          |               |               | 2000          |
|  |               |               | IV                  | I             | II            | III           | IV            | I             |
| Chain-type quantity indexes                              |               |               |                     |               |               |               |               |               |
| <b>Private fixed investment</b> .....                    | <b>121.37</b> | <b>131.15</b> | <b>125.55</b>       | <b>128.30</b> | <b>130.37</b> | <b>132.54</b> | <b>133.40</b> | <b>139.56</b> |
| <b>Nonresidential</b> .....                              | <b>124.80</b> | <b>135.17</b> | <b>129.06</b>       | <b>131.49</b> | <b>133.74</b> | <b>137.23</b> | <b>138.23</b> | <b>146.23</b> |
| <b>Structures</b> .....                                  | <b>112.93</b> | <b>110.25</b> | <b>113.64</b>       | <b>111.96</b> | <b>110.44</b> | <b>109.37</b> | <b>109.23</b> | <b>114.49</b> |
| Nonresidential buildings,<br>including farm .....        | 114.18        | 111.58        | 115.95              | 115.42        | 112.07        | 109.64        | 109.20        | 114.72        |
| Utilities .....  | 105.31        | 105.86        | 107.38              | 105.81        | 105.42        | 106.80        | 105.40        | 109.66        |
| Mining exploration, shafts,<br>and wells .....           | 120.22        | 111.12        | 111.86              | 102.30        | 106.95        | 115.42        | 119.83        | 124.85        |
| Other structures .....                                   | 100.28        | 103.70        | 100.09              | 96.84         | 115.18        | 102.12        | 100.64        | 105.48        |
| <b>Equipment and software</b> .....                      | <b>129.09</b> | <b>144.55</b> | <b>134.70</b>       | <b>138.74</b> | <b>142.47</b> | <b>147.77</b> | <b>149.22</b> | <b>158.30</b> |
| Information processing<br>equipment and software .....   | 145.69        | 177.46        | 156.14              | 163.75        | 174.39        | 183.12        | 188.57        | 202.90        |
| Computers and<br>peripheral equipment <sup>1</sup> ..... | 217.67        | 311.58        | 251.60              | 272.99        | 300.52        | 329.49        | 343.32        | 375.34        |
| Software <sup>2</sup> .....                              | 135.81        | 156.96        | 144.82              | 148.87        | 154.54        | 159.80        | 164.63        | 172.01        |
| Other .....  | 121.33        | 140.07        | 124.40              | 130.09        | 138.89        | 144.05        | 147.25        | 161.00        |
| Industrial equipment .....                               | 108.56        | 109.19        | 109.09              | 106.30        | 107.42        | 109.95        | 113.08        | 117.26        |
| Transportation equipment .....                           | 126.19        | 140.88        | 133.75              | 137.34        | 137.90        | 146.87        | 141.39        | 149.77        |
| Other .....  | 118.33        | 118.56        | 117.17              | 122.50        | 119.19        | 116.34        | 116.21        | 121.23        |
| <b>Residential</b> .....                                 | <b>111.78</b> | <b>120.06</b> | <b>115.74</b>       | <b>119.30</b> | <b>120.91</b> | <b>119.75</b> | <b>120.27</b> | <b>121.82</b> |
| <b>Structures</b> .....                                  | <b>111.84</b> | <b>120.08</b> | <b>115.84</b>       | <b>119.38</b> | <b>120.96</b> | <b>119.74</b> | <b>120.25</b> | <b>121.76</b> |
| Single family .....                                      | 113.32        | 122.52        | 118.98              | 123.05        | 123.02        | 120.48        | 123.51        | 128.85        |
| Multifamily .....  | 107.06        | 112.86        | 103.85              | 114.69        | 112.78        | 112.55        | 111.41        | 117.24        |
| Other structures .....                                   | 110.80        | 118.24        | 113.93              | 115.49        | 119.77        | 120.05        | 117.63        | 113.43        |
| <b>Equipment</b> .....                                   | <b>109.41</b> | <b>119.04</b> | <b>111.47</b>       | <b>115.80</b> | <b>118.66</b> | <b>120.45</b> | <b>121.27</b> | <b>124.59</b> |
| Chain-type price indexes                                 |               |               |                     |               |               |               |               |               |
| <b>Private fixed investment</b> .....                    | <b>99.20</b>  | <b>99.22</b>  | <b>99.11</b>        | <b>99.19</b>  | <b>99.17</b>  | <b>99.19</b>  | <b>99.32</b>  | <b>99.58</b>  |
| <b>Nonresidential</b> .....                              | <b>97.22</b>  | <b>95.97</b>  | <b>96.60</b>        | <b>96.38</b>  | <b>96.04</b>  | <b>95.72</b>  | <b>95.71</b>  | <b>95.74</b>  |
| <b>Structures</b> .....                                  | <b>107.37</b> | <b>110.21</b> | <b>108.73</b>       | <b>109.07</b> | <b>109.67</b> | <b>110.58</b> | <b>111.52</b> | <b>112.62</b> |
| Nonresidential buildings,<br>including farm .....        | 106.72        | 110.84        | 108.50              | 109.35        | 110.29        | 111.43        | 112.30        | 113.42        |
| Utilities .....  | 103.31        | 103.41        | 103.52              | 102.85        | 102.89        | 103.53        | 104.37        | 105.14        |
| Mining exploration, shafts,<br>and wells .....           | 118.51        | 115.82        | 118.75              | 116.65        | 115.19        | 114.93        | 116.53        | 118.07        |
| Other structures .....                                   | 105.26        | 107.17        | 105.81              | 106.01        | 106.89        | 107.32        | 108.47        | 109.24        |
| <b>Equipment and software</b> .....                      | <b>94.01</b>  | <b>91.63</b>  | <b>92.81</b>        | <b>92.44</b>  | <b>91.86</b>  | <b>91.24</b>  | <b>90.99</b>  | <b>90.76</b>  |
| Information processing<br>equipment and software .....   | 85.26         | 79.77         | 82.31               | 81.17         | 80.08         | 79.15         | 78.69         | 78.08         |
| Computers and<br>peripheral equipment <sup>1</sup> ..... | 57.38         | 44.03         | 50.22               | 47.23         | 44.82         | 42.73         | 41.34         | 40.05         |
| Software <sup>2</sup> .....                              | 95.54         | 96.06         | 95.20               | 95.64         | 95.66         | 95.92         | 97.04         | 97.14         |
| Other .....  | 98.50         | 97.51         | 98.10               | 97.94         | 97.71         | 97.43         | 96.96         | 96.82         |
| Industrial equipment .....                               | 101.37        | 102.04        | 101.73              | 101.94        | 101.87        | 102.00        | 102.34        | 102.43        |
| Transportation equipment .....                           | 100.38        | 100.73        | 100.65              | 101.20        | 101.05        | 100.43        | 100.27        | 100.74        |
| Other .....  | 102.42        | 103.59        | 103.25              | 103.66        | 103.80        | 103.55        | 103.38        | 103.32        |
| <b>Residential</b> .....                                 | <b>105.30</b> | <b>109.40</b> | <b>106.93</b>       | <b>107.97</b> | <b>108.93</b> | <b>110.04</b> | <b>110.65</b> | <b>111.70</b> |
| <b>Structures</b> .....                                  | <b>105.45</b> | <b>109.68</b> | <b>107.12</b>       | <b>108.20</b> | <b>109.20</b> | <b>110.34</b> | <b>110.96</b> | <b>112.05</b> |
| Single family .....                                      | 105.06        | 109.71        | 106.79              | 108.19        | 109.15        | 110.44        | 111.05        | 112.11        |
| Multifamily .....  | 112.40        | 120.59        | 117.59              | 118.92        | 119.98        | 121.40        | 122.07        | 123.23        |
| Other structures .....                                   | 104.80        | 107.83        | 105.82              | 106.44        | 107.48        | 108.39        | 109.02        | 110.12        |
| <b>Equipment</b> .....                                   | <b>99.54</b>  | <b>98.10</b>  | <b>99.28</b>        | <b>98.60</b>  | <b>97.87</b>  | <b>97.96</b>  | <b>97.96</b>  | <b>97.78</b>  |

1. Includes new computers and peripheral equipment only.

2. Excludes software "embedded," or bundled, in computers and other equipment.

Table 7.9.—Chain-Type Quantity and Price Indexes for Exports and Imports of Goods and Services and for Receipts and Payments of Income

[Index numbers, 1996=100]

|  | 1998          | 1999          | Seasonally adjusted |               |               |               |               |               |
|--|---------------|---------------|---------------------|---------------|---------------|---------------|---------------|---------------|
|  |               |               | 1998                |               | 1999          |               |               | 2000          |
|  |               |               | IV                  | I             | II            | III           | IV            | I             |
| Chain-type quantity indexes                |               |               |                     |               |               |               |               |               |
| <b>Exports of goods and services</b> ..... | <b>114.92</b> | <b>119.24</b> | <b>117.68</b>       | <b>116.03</b> | <b>117.17</b> | <b>120.42</b> | <b>123.34</b> | <b>124.99</b> |
| Goods <sup>1</sup> .....                   | 116.89        | 121.59        | 120.35              | 117.46        | 118.71        | 123.43        | 126.73        | 128.84        |
| Durable .....                              | 121.78        | 127.47        | 125.52              | 122.89        | 123.99        | 130.01        | 133.00        | 136.54        |
| Nondurable .....                           | 106.40        | 108.91        | 109.25              | 105.78        | 107.39        | 109.25        | 113.22        | 112.26        |
| Services <sup>1</sup> .....                | 110.24        | 113.75        | 111.43              | 112.56        | 113.44        | 113.46        | 115.55        | 116.19        |
| <b>Income receipts</b> .....               | <b>113.69</b> | <b>118.85</b> | <b>111.58</b>       | <b>112.41</b> | <b>116.72</b> | <b>120.75</b> | <b>125.50</b> | <b>130.52</b> |
| <b>Imports of goods and services</b> ..... | <b>126.89</b> | <b>141.77</b> | <b>131.14</b>       | <b>135.07</b> | <b>139.69</b> | <b>144.63</b> | <b>147.68</b> | <b>152.16</b> |
| Goods <sup>1</sup> .....                   | 127.62        | 143.82        | 132.33              | 136.33        | 141.34        | 147.08        | 150.53        | 155.38        |
| Durable .....                              | 131.30        | 150.81        | 137.58              | 141.30        | 147.66        | 154.76        | 159.54        | 165.51        |
| Nondurable .....                           | 120.56        | 130.35        | 122.15              | 126.71        | 129.07        | 132.27        | 133.35        | 136.24        |
| Services <sup>1</sup> .....                | 123.21        | 131.74        | 125.24              | 128.81        | 131.58        | 132.74        | 133.85        | 136.56        |
| <b>Income payments</b> .....               | <b>126.13</b> | <b>135.92</b> | <b>127.10</b>       | <b>126.82</b> | <b>131.35</b> | <b>136.03</b> | <b>149.48</b> | <b>157.58</b> |
| Chain-type price indexes                   |               |               |                     |               |               |               |               |               |
| <b>Exports of goods and services</b> ..... | <b>96.19</b>  | <b>95.76</b>  | <b>95.44</b>        | <b>95.33</b>  | <b>95.49</b>  | <b>95.80</b>  | <b>96.41</b>  | <b>96.92</b>  |
| Goods <sup>1</sup> .....                   | 94.25         | 92.95         | 93.15               | 92.83         | 92.69         | 92.85         | 93.44         | 93.83         |
| Durable .....                              | 94.88         | 93.69         | 94.14               | 93.91         | 93.68         | 93.42         | 93.74         | 93.77         |
| Nondurable .....                           | 92.71         | 91.16         | 90.72               | 90.16         | 90.26         | 91.47         | 92.74         | 94.07         |
| Services <sup>1</sup> .....                | 101.10        | 102.87        | 101.26              | 101.65        | 102.60        | 103.28        | 103.95        | 104.74        |
| <b>Income receipts</b> .....               | <b>102.20</b> | <b>103.56</b> | <b>102.49</b>       | <b>102.80</b> | <b>103.31</b> | <b>103.77</b> | <b>104.37</b> | <b>105.21</b> |
| <b>Imports of goods and services</b> ..... | <b>91.31</b>  | <b>91.64</b>  | <b>90.48</b>        | <b>89.81</b>  | <b>90.96</b>  | <b>92.35</b>  | <b>93.46</b>  | <b>94.82</b>  |
| Goods <sup>1</sup> .....                   | 90.19         | 90.16         | 89.03               | 88.38         | 89.46         | 90.75         | 92.06         | 93.54         |
| Durable .....                              | 90.85         | 89.06         | 89.86               | 89.76         | 89.09         | 88.73         | 88.65         | 88.84         |
| Nondurable .....                           | 88.74         | 92.69         | 87.24               | 85.40         | 90.29         | 95.29         | 99.79         | 104.26        |
| Services <sup>1</sup> .....                | 97.29         | 99.58         | 98.26               | 97.43         | 99.03         | 100.95        | 100.91        | 101.53        |
| <b>Income payments</b> .....               | <b>102.88</b> | <b>104.19</b> | <b>103.03</b>       | <b>103.36</b> | <b>103.88</b> | <b>104.44</b> | <b>105.07</b> | <b>105.94</b> |

1. Exports and imports of certain goods, primarily military equipment purchased and sold by the Federal Government, are included in services. Beginning with 1986, repairs and alterations of equipment are reclassified from goods to services.



Table 7.10.—Chain-Type Quantity and Price Indexes for Exports and Imports of Goods and Services by Type of Product

[Index numbers, 1996=100]

|  | 1998                        | 1999          | Seasonally adjusted |               |               |               |               | 1998          | 1999   | Seasonally adjusted |               |               |               |               |               |               |               |
|--|-----------------------------|---------------|---------------------|---------------|---------------|---------------|---------------|---------------|--|---------------------|---------------|---------------|---------------|---------------|---------------|---------------|---------------|
|  |                             |               | 1998                |               | 1999          |               |               |               |  | 1998                |               | 1999          |               |               | 2000          |               |               |
|  |                             |               | IV                  | I             | II            | III           | IV            |               |  | I                   | IV            | I             | II            | III           | IV            | I             |               |
|  | Chain-type quantity indexes |               |                     |               |               |               |               |               | Chain-type price indexes   |                     |               |               |               |               |               |               |               |
| <b>Exports of goods and services</b> .....                       | <b>114.92</b>               | <b>119.24</b> | <b>117.68</b>       | <b>116.03</b> | <b>117.17</b> | <b>120.42</b> | <b>123.34</b> | <b>124.99</b> | <b>Exports of goods and services</b> .....                       | <b>96.19</b>        | <b>95.76</b>  | <b>95.44</b>  | <b>95.33</b>  | <b>95.49</b>  | <b>95.80</b>  | <b>96.41</b>  | <b>96.92</b>  |
| <b>Exports of goods</b> <sup>1</sup> .....                       | <b>116.89</b>               | <b>121.59</b> | <b>120.35</b>       | <b>117.46</b> | <b>118.71</b> | <b>123.43</b> | <b>126.73</b> | <b>128.84</b> | <b>Exports of goods</b> <sup>1</sup> .....                       | <b>94.25</b>        | <b>92.95</b>  | <b>93.15</b>  | <b>92.83</b>  | <b>92.69</b>  | <b>92.85</b>  | <b>93.44</b>  | <b>93.83</b>  |
| Foods, feeds, and beverages                                      | 99.28                       | 102.16        | 104.05              | 95.32         | 100.96        | 106.40        | 105.96        | 107.02        | Foods, feeds, and beverages                                      | 84.15               | 80.32         | 82.24         | 81.65         | 80.77         | 79.75         | 79.09         | 79.25         |
| Industrial supplies and materials                                | 107.43                      | 108.47        | 108.00              | 104.28        | 106.44        | 108.23        | 114.94        | 115.02        | Industrial supplies and materials                                | 94.22               | 92.75         | 91.71         | 90.83         | 91.24         | 93.44         | 95.48         | 97.45         |
| Durable goods  | 110.83                      | 114.19        | 110.58              | 109.69        | 111.86        | 114.26        | 120.95        | 127.30        | Durable goods  | 95.02               | 92.55         | 93.34         | 92.48         | 92.12         | 92.38         | 93.20         | 93.98         |
| Nondurable goods   | 105.50                      | 105.17        | 106.52              | 101.16        | 103.31        | 104.76        | 111.47        | 108.18        | Nondurable goods   | 93.75               | 92.92         | 90.75         | 89.85         | 90.75         | 94.13         | 96.93         | 99.65         |
| Capital goods, except automotive                                 | 128.12                      | 134.93        | 133.15              | 130.16        | 129.67        | 139.03        | 140.84        | 143.32        | Capital goods, except automotive                                 | 92.50               | 91.07         | 91.69         | 91.50         | 91.20         | 90.67         | 90.90         | 90.66         |
| Civilian aircraft, engines, and parts                            | 165.96                      | 161.93        | 196.09              | 172.66        | 148.09        | 163.46        | 163.54        | 134.88        | Civilian aircraft, engines, and parts                            | 104.79              | 107.06        | 105.40        | 106.49        | 106.87        | 107.05        | 107.84        | 108.89        |
| Computers, peripherals, and parts                                | 136.93                      | 155.46        | 144.32              | 143.22        | 153.55        | 163.27        | 161.81        | 174.66        | Computers, peripherals, and parts                                | 75.58               | 68.55         | 72.08         | 70.39         | 69.12         | 67.48         | 67.21         | 66.35         |
| Other  | 119.03                      | 125.83        | 118.78              | 119.41        | 121.66        | 129.76        | 132.48        | 139.35        | Other  | 94.64               | 93.92         | 94.23         | 94.14         | 93.98         | 93.65         | 93.91         | 93.61         |
| Automotive vehicles, engines, and parts                          | 111.45                      | 113.30        | 113.67              | 108.47        | 113.83        | 115.03        | 115.87        | 121.56        | Automotive vehicles, engines, and parts                          | 100.96              | 101.55        | 101.11        | 101.31        | 101.39        | 101.57        | 101.93        | 102.29        |
| Consumer goods, except automotive                                | 112.30                      | 114.78        | 112.43              | 113.21        | 112.57        | 114.58        | 118.74        | 124.01        | Consumer goods, except automotive                                | 100.76              | 100.43        | 100.53        | 100.34        | 100.34        | 100.39        | 100.64        | 100.90        |
| Durable goods  | 112.66                      | 115.82        | 112.41              | 110.56        | 113.26        | 116.04        | 123.41        | 129.65        | Durable goods  | 100.69              | 100.11        | 100.39        | 99.95         | 100.03        | 100.21        | 100.24        | 100.60        |
| Nondurable goods   | 111.92                      | 113.70        | 112.46              | 115.96        | 111.86        | 113.08        | 113.91        | 118.17        | Nondurable goods   | 100.83              | 100.76        | 100.69        | 100.73        | 100.65        | 100.57        | 101.06        | 101.21        |
| Other  | 122.15                      | 139.76        | 134.10              | 140.12        | 139.91        | 135.42        | 143.60        | 138.71        | Other  | 96.68               | 95.50         | 95.63         | 95.55         | 95.02         | 95.22         | 96.20         | 96.64         |
| <b>Exports of services</b> <sup>1</sup> .....                    | <b>110.24</b>               | <b>113.75</b> | <b>111.43</b>       | <b>112.56</b> | <b>113.44</b> | <b>113.46</b> | <b>115.55</b> | <b>116.19</b> | <b>Exports of services</b> <sup>1</sup> .....                    | <b>101.10</b>       | <b>102.87</b> | <b>101.26</b> | <b>101.65</b> | <b>102.60</b> | <b>103.28</b> | <b>103.95</b> | <b>104.74</b> |
| Transfers under U.S. military agency sales contracts             | 117.26                      | 110.78        | 110.28              | 113.27        | 109.96        | 113.35        | 106.53        | 97.59         | Transfers under U.S. military agency sales contracts             | 95.37               | 100.34        | 93.74         | 100.12        | 99.70         | 100.03        | 101.49        | 99.45         |
| Travel   | 99.46                       | 101.77        | 99.62               | 101.32        | 101.21        | 100.54        | 104.01        | 105.07        | Travel   | 102.71              | 103.82        | 103.26        | 102.66        | 104.11        | 104.15        | 104.36        | 104.84        |
| Passenger fares  | 102.61                      | 100.43        | 96.03               | 96.73         | 101.54        | 100.83        | 102.62        | 104.54        | Passenger fares  | 95.46               | 102.88        | 98.82         | 101.18        | 101.12        | 103.62        | 105.58        | 104.50        |
| Other transportation   | 101.08                      | 107.57        | 104.98              | 106.14        | 106.11        | 106.32        | 111.72        | 110.25        | Other transportation   | 96.83               | 97.84         | 96.07         | 93.96         | 97.08         | 99.63         | 100.68        | 103.41        |
| Royalties and license fees                                       | 110.75                      | 111.29        | 118.76              | 111.73        | 111.88        | 110.82        | 110.72        | 109.83        | Royalties and license fees                                       | 102.35              | 103.71        | 102.63        | 102.95        | 103.46        | 103.92        | 104.52        | 105.36        |
| Other private services   | 126.16                      | 134.01        | 127.16              | 131.26        | 133.49        | 134.26        | 137.04        | 140.44        | Other private services   | 100.84              | 102.00        | 100.96        | 101.41        | 102.00        | 102.09        | 102.50        | 103.62        |
| Other  | 103.97                      | 109.39        | 107.83              | 108.68        | 109.63        | 109.17        | 110.09        | 110.05        | Other  | 110.60              | 111.13        | 108.90        | 109.25        | 110.11        | 112.04        | 113.13        | 114.57        |
| <b>Imports of goods and services</b> .....                       | <b>126.89</b>               | <b>141.77</b> | <b>131.14</b>       | <b>135.07</b> | <b>139.69</b> | <b>144.63</b> | <b>147.68</b> | <b>152.16</b> | <b>Imports of goods and services</b> .....                       | <b>91.31</b>        | <b>91.64</b>  | <b>90.48</b>  | <b>89.81</b>  | <b>90.96</b>  | <b>92.35</b>  | <b>93.46</b>  | <b>94.82</b>  |
| <b>Imports of goods</b> <sup>1</sup> .....                       | <b>127.62</b>               | <b>143.82</b> | <b>132.33</b>       | <b>136.33</b> | <b>141.34</b> | <b>147.08</b> | <b>150.53</b> | <b>155.38</b> | <b>Imports of goods</b> <sup>1</sup> .....                       | <b>90.19</b>        | <b>90.16</b>  | <b>89.03</b>  | <b>88.38</b>  | <b>89.46</b>  | <b>90.75</b>  | <b>92.06</b>  | <b>93.54</b>  |
| Foods, feeds, and beverages                                      | 118.18                      | 129.22        | 119.84              | 122.46        | 128.95        | 132.26        | 133.22        | 131.67        | Foods, feeds, and beverages                                      | 97.73               | 94.53         | 97.12         | 95.37         | 95.05         | 93.59         | 94.12         | 94.29         |
| Industrial supplies and materials, except petroleum and products | 119.98                      | 125.69        | 120.69              | 120.73        | 123.45        | 127.01        | 131.57        | 133.59        | Industrial supplies and materials, except petroleum and products | 94.96               | 94.45         | 92.83         | 92.62         | 93.07         | 95.33         | 96.78         | 99.02         |
| Durable goods  | 123.87                      | 129.06        | 126.06              | 124.75        | 127.82        | 128.66        | 135.02        | 138.49        | Durable goods  | 97.00               | 97.18         | 94.37         | 95.19         | 96.35         | 98.56         | 98.63         | 102.26        |
| Nondurable goods   | 115.85                      | 122.14        | 114.99              | 116.46        | 118.80        | 125.34        | 127.97        | 128.43        | Nondurable goods   | 92.88               | 91.60         | 91.31         | 89.96         | 89.63         | 91.95         | 94.86         | 95.60         |
| Petroleum and products   | 111.97                      | 111.73        | 108.87              | 110.75        | 117.22        | 113.66        | 105.31        | 113.06        | Petroleum and products   | 62.50               | 83.43         | 57.85         | 52.60         | 74.68         | 94.71         | 111.75        | 132.16        |
| Capital goods, except automotive                                 | 143.96                      | 166.05        | 148.92              | 152.37        | 162.45        | 171.02        | 178.39        | 184.36        | Capital goods, except automotive                                 | 82.10               | 78.43         | 80.71         | 80.29         | 78.73         | 77.47         | 77.22         | 76.91         |
| Civilian aircraft, engines, and parts                            | 163.09                      | 171.46        | 179.71              | 163.05        | 166.00        | 183.16        | 173.64        | 167.94        | Civilian aircraft, engines, and parts                            | 105.56              | 107.52        | 106.40        | 107.27        | 107.37        | 107.50        | 107.94        | 108.61        |
| Computers, peripherals, and parts                                | 164.66                      | 213.21        | 179.65              | 191.36        | 212.57        | 222.47        | 226.46        | 228.01        | Computers, peripherals, and parts                                | 71.55               | 62.12         | 67.47         | 65.78         | 62.63         | 60.20         | 59.87         | 59.44         |
| Other  | 134.30                      | 149.16        | 134.69              | 137.60        | 144.91        | 152.05        | 162.09        | 170.48        | Other  | 84.81               | 83.69         | 84.55         | 84.69         | 83.91         | 83.22         | 82.96         | 82.63         |
| Automotive vehicles, engines, and parts                          | 115.21                      | 138.26        | 124.62              | 132.17        | 134.47        | 142.79        | 143.63        | 150.80        | Automotive vehicles, engines, and parts                          | 100.34              | 101.02        | 100.34        | 100.71        | 100.97        | 101.14        | 101.26        | 101.44        |
| Consumer goods, except automotive                                | 129.16                      | 144.01        | 132.07              | 136.97        | 139.94        | 146.22        | 152.90        | 158.13        | Consumer goods, except automotive                                | 97.47               | 96.79         | 97.26         | 97.24         | 96.68         | 96.57         | 96.64         | 96.35         |
| Durable goods  | 129.55                      | 145.77        | 133.96              | 135.34        | 142.91        | 149.96        | 154.88        | 162.82        | Durable goods  | 95.23               | 94.08         | 94.74         | 94.65         | 94.03         | 93.84         | 93.79         | 93.45         |
| Nondurable goods   | 128.79                      | 142.20        | 130.13              | 138.71        | 136.86        | 142.34        | 150.87        | 153.29        | Nondurable goods   | 99.92               | 99.76         | 100.03        | 100.08        | 99.58         | 99.57         | 99.78         | 99.54         |
| Other  | 132.40                      | 160.23        | 149.25              | 155.04        | 158.20        | 162.99        | 164.69        | 162.53        | Other  | 99.93               | 99.26         | 100.67        | 99.42         | 98.99         | 99.19         | 99.46         | 99.47         |
| <b>Imports of services</b> <sup>1</sup> .....                    | <b>123.21</b>               | <b>131.74</b> | <b>125.24</b>       | <b>128.81</b> | <b>131.58</b> | <b>132.74</b> | <b>133.85</b> | <b>136.56</b> | <b>Imports of services</b> <sup>1</sup> .....                    | <b>97.29</b>        | <b>99.58</b>  | <b>98.26</b>  | <b>97.43</b>  | <b>99.03</b>  | <b>100.95</b> | <b>100.91</b> | <b>101.53</b> |
| Direct defense expenditures                                      | 130.92                      | 147.26        | 131.12              | 139.93        | 146.68        | 154.12        | 148.33        | 153.80        | Direct defense expenditures                                      | 88.93               | 90.60         | 94.25         | 90.83         | 89.04         | 90.81         | 91.70         | 88.44         |
| Travel   | 122.14                      | 131.70        | 121.19              | 129.99        | 131.42        | 130.56        | 134.82        | 138.85        | Travel   | 95.60               | 95.97         | 97.08         | 95.09         | 94.99         | 97.09         | 96.70         | 96.29         |
| Passenger fares  | 116.70                      | 123.49        | 120.37              | 119.81        | 122.05        | 122.83        | 129.26        | 131.03        | Passenger fares  | 107.24              | 110.05        | 107.67        | 107.93        | 110.15        | 112.33        | 109.79        | 113.19        |
| Other transportation   | 115.73                      | 116.32        | 117.80              | 116.61        | 115.04        | 117.08        | 116.53        | 118.70        | Other transportation   | 96.04               | 107.29        | 97.28         | 96.73         | 105.21        | 112.60        | 114.63        | 115.31        |
| Royalties and license fees                                       | 140.80                      | 153.18        | 145.36              | 157.46        | 159.94        | 145.68        | 149.63        | 149.45        | Royalties and license fees                                       | 102.33              | 103.70        | 102.62        | 102.93        | 103.45        | 103.90        | 104.50        | 105.34        |
| Other private services   | 129.29                      | 141.09        | 134.19              | 134.16        | 141.03        | 145.81        | 143.35        | 145.62        | Other private services   | 97.09               | 96.63         | 96.33         | 96.82         | 97.45         | 96.31         | 95.95         | 97.84         |
| Other  | 109.95                      | 113.23        | 111.88              | 110.33        | 113.36        | 114.87        | 114.37        | 114.56        | Other  | 100.40              | 102.03        | 101.75        | 100.81        | 101.67        | 102.80        | 102.85        | 103.68        |
| <b>Addenda:</b>  |                             |               |                     |               |               |               |               |               | <b>Addenda:</b>  |                     |               |               |               |               |               |               |               |
| Exports of agricultural goods <sup>2</sup> .....                 | 101.87                      | 102.97        | 107.80              | 95.70         | 101.92        | 108.29        | 105.97        | 110.69        | Exports of agricultural goods <sup>2</sup> .....                 | 84.79               | 78.58         | 81.98         | 80.42         | 78.24         | 77.72         | 77.92         | 77.40         |
| Exports of nonagricultural goods                                 | 118.50                      | 123.55        | 121.73              | 119.71        | 120.50        | 125.08        | 128.90        | 130.78        | Exports of nonagricultural goods                                 | 95.19               | 94.34         | 94.24         | 94.04         | 94.09         | 94.31         | 94.94         | 95.42         |
| Imports of nonpetroleum goods                                    | 129.07                      | 146.59        | 134.28              | 138.42        | 143.34        | 149.93        | 154.68        | 159.09        | Imports of nonpetroleum goods                                    | 92.63               | 91.02         | 91.79         | 91.50         | 90.90         | 90.74         | 90.94         | 91.12         |

NOTE.—See footnotes to table 4.3.

Table 7.11.—Chain-Type Quantity and Price Indexes for Government Consumption Expenditures and Gross Investment by Type

[Index numbers, 1996=100]

|  | 1998          | 1999          | Seasonally adjusted |               |               |               |               | 1998                     | 1999          | Seasonally adjusted |               |               |               |               |               |               |
|--|---------------|---------------|---------------------|---------------|---------------|---------------|---------------|--------------------------|---------------|---------------------|---------------|---------------|---------------|---------------|---------------|---------------|
|  |               |               | 1998                |               | 1999          |               |               |                          |               | 1998                |               | 1999          |               |               | 2000          |               |
|  |               |               | IV                  | I             | II            | III           | IV            |                          |               | I                   | IV            | I             | II            | III           | IV            | I             |
| Chain-type quantity indexes  |               |               |                     |               |               |               |               | Chain-type price indexes |               |                     |               |               |               |               |               |               |
| <b>Government consumption expenditures and gross investment<sup>1</sup></b> .....              | <b>104.00</b> | <b>107.89</b> | <b>105.11</b>       | <b>106.43</b> | <b>106.78</b> | <b>107.97</b> | <b>110.39</b> | <b>110.05</b>            | <b>103.44</b> | <b>106.24</b>       | <b>104.03</b> | <b>105.01</b> | <b>105.77</b> | <b>106.64</b> | <b>107.55</b> | <b>109.07</b> |
| <b>Federal</b> .....   | <b>98.94</b>  | <b>101.73</b> | <b>100.05</b>       | <b>99.94</b>  | <b>100.46</b> | <b>101.49</b> | <b>105.02</b> | <b>100.80</b>            | <b>102.42</b> | <b>105.51</b>       | <b>102.79</b> | <b>104.93</b> | <b>105.16</b> | <b>105.63</b> | <b>106.34</b> | <b>108.24</b> |
| <b>National defense</b> .....  | <b>95.71</b>  | <b>97.43</b>  | <b>96.61</b>        | <b>95.64</b>  | <b>95.01</b>  | <b>97.56</b>  | <b>101.51</b> | <b>95.29</b>             | <b>102.03</b> | <b>104.80</b>       | <b>102.32</b> | <b>104.21</b> | <b>104.47</b> | <b>104.93</b> | <b>105.58</b> | <b>107.23</b> |
| Consumption expenditures .....   | 96.37         | 97.01         | 97.08               | 95.74         | 94.23         | 97.25         | 100.83        | 94.40                    | 102.91        | 105.92              | 103.37        | 105.20        | 105.58        | 106.13        | 106.75        | 108.78        |
| Durable goods <sup>2</sup> .....   | 100.91        | 103.52        | 103.03              | 98.12         | 101.75        | 108.23        | 105.98        | 105.14                   | 99.18         | 98.73               | 99.22         | 98.93         | 98.67         | 98.51         | 98.83         | 98.76         |
| Nondurable goods .....   | 105.22        | 114.76        | 105.74              | 100.24        | 110.36        | 135.75        | 112.68        | 123.44                   | 86.89         | 91.02               | 85.18         | 82.52         | 87.76         | 93.93         | 99.86         | 106.27        |
| Services .....   | 95.81         | 96.12         | 96.42               | 95.43         | 93.30         | 95.53         | 100.21        | 92.92                    | 103.66        | 106.89              | 104.23        | 106.36        | 106.64        | 107.05        | 107.50        | 109.55        |
| Compensation of general government employees, except own-account investment <sup>3</sup> ..... | 93.39         | 90.90         | 92.14               | 91.26         | 90.90         | 91.09         | 90.37         | 90.11                    | 105.37        | 109.95              | 105.95        | 109.71        | 109.86        | 109.98        | 110.25        | 114.50        |
| Consumption of general government fixed capital <sup>4</sup> .....                             | 98.66         | 98.65         | 98.53               | 98.49         | 98.55         | 98.71         | 98.87         | 99.08                    | 99.17         | 100.58              | 99.15         | 100.29        | 100.30        | 100.76        | 100.97        | 101.07        |
| Other services .....   | 97.75         | 103.10        | 102.14              | 100.23        | 93.28         | 100.69        | 118.23        | 92.83                    | 104.45        | 107.03              | 105.48        | 105.87        | 106.55        | 107.40        | 108.29        | 108.58        |
| Gross investment .....   | 92.11         | 100.20        | 94.12               | 95.33         | 99.91         | 99.70         | 105.85        | 100.95                   | 96.83         | 98.28               | 96.20         | 98.38         | 98.02         | 97.94         | 98.80         | 98.44         |
| Structures .....   | 76.17         | 71.87         | 71.10               | 74.25         | 72.51         | 69.89         | 70.81         | 65.64                    | 105.89        | 109.66              | 107.46        | 108.05        | 109.26        | 110.36        | 110.96        | 111.76        |
| Equipment and software .....   | 94.46         | 104.48        | 97.58               | 98.47         | 104.04        | 104.22        | 111.18        | 106.33                   | 95.68         | 96.88               | 94.80         | 97.15         | 96.64         | 96.44         | 97.31         | 96.86         |
| <b>Nondefense</b> .....  | <b>105.51</b> | <b>110.47</b> | <b>107.06</b>       | <b>108.67</b> | <b>111.52</b> | <b>109.49</b> | <b>112.20</b> | <b>111.93</b>            | <b>103.18</b> | <b>106.86</b>       | <b>103.69</b> | <b>106.28</b> | <b>106.47</b> | <b>106.95</b> | <b>107.76</b> | <b>110.11</b> |
| Consumption expenditures .....   | 102.97        | 105.69        | 104.25              | 105.38        | 106.31        | 104.74        | 106.34        | 107.65                   | 104.38        | 108.62              | 105.09        | 107.88        | 108.22        | 108.84        | 109.54        | 112.38        |
| Durable goods <sup>2</sup> .....   |               |               |                     |               |               |               |               |                          |               |                     |               |               |               |               |               |               |
| Nondurable goods .....   |               |               |                     |               |               |               |               |                          |               |                     |               |               |               |               |               |               |
| Commodity Credit Corporation inventory change .....  |               |               |                     |               |               |               |               |                          |               |                     |               |               |               |               |               |               |
| Other nondurables .....  | 127.04        | 131.85        | 127.94              | 129.38        | 133.04        | 132.58        | 132.39        | 133.05                   | 99.36         | 102.50              | 99.06         | 100.04        | 101.49        | 103.65        | 104.82        | 106.30        |
| Services .....   | 102.36        | 103.15        | 102.56              | 102.91        | 103.84        | 102.14        | 103.72        | 104.68                   | 104.73        | 109.26              | 105.44        | 108.59        | 108.89        | 109.45        | 110.10        | 113.08        |
| Compensation of general government employees, except own-account investment <sup>3</sup> ..... | 100.54        | 101.18        | 102.20              | 102.34        | 101.12        | 100.03        | 101.25        | 102.97                   | 106.62        | 113.82              | 107.88        | 112.96        | 113.41        | 114.28        | 114.62        | 119.32        |
| Consumption of general government fixed capital <sup>4</sup> .....                             | 118.15        | 128.91        | 122.07              | 124.79        | 127.46        | 130.29        | 133.09        | 135.99                   | 98.20         | 99.30               | 98.02         | 99.11         | 98.92         | 98.99         | 100.17        | 100.90        |
| Other services .....   | 99.06         | 96.20         | 94.98               | 94.78         | 99.24         | 94.49         | 96.29         | 94.91                    | 104.36        | 105.52              | 104.50        | 104.94        | 105.23        | 105.50        | 106.39        | 107.35        |
| Gross investment .....   | 117.50        | 133.34        | 120.29              | 124.27        | 136.51        | 132.22        | 140.37        | 132.30                   | 97.97         | 99.49               | 97.68         | 99.47         | 99.13         | 99.10         | 100.27        | 100.87        |
| Structures .....   | 94.86         | 93.28         | 96.51               | 97.52         | 89.07         | 93.48         | 93.05         | 86.39                    | 106.48        | 109.17              | 107.54        | 107.99        | 108.69        | 109.53        | 110.46        | 111.52        |
| Equipment and software .....   | 130.18        | 156.61        | 133.70              | 139.46        | 164.30        | 154.65        | 168.05        | 159.21                   | 94.30         | 95.41               | 93.47         | 95.77         | 95.09         | 94.78         | 96.01         | 96.48         |
| <b>State and local</b> .....   | <b>107.00</b> | <b>111.54</b> | <b>108.11</b>       | <b>110.27</b> | <b>110.51</b> | <b>111.81</b> | <b>113.56</b> | <b>115.51</b>            | <b>104.03</b> | <b>106.67</b>       | <b>104.73</b> | <b>105.09</b> | <b>106.14</b> | <b>107.23</b> | <b>108.24</b> | <b>109.56</b> |
| Consumption expenditures .....   | 106.52        | 110.11        | 107.73              | 108.64        | 109.59        | 110.64        | 111.58        | 112.51                   | 104.35        | 107.17              | 105.05        | 105.46        | 106.57        | 107.80        | 108.85        | 110.38        |
| Durable goods <sup>2</sup> .....   | 116.86        | 125.34        | 119.84              | 122.01        | 124.20        | 126.43        | 128.71        | 131.02                   | 99.18         | 98.87               | 99.06         | 98.94         | 98.78         | 98.62         | 99.13         | 98.97         |
| Nondurable goods .....   | 114.37        | 121.83        | 117.07              | 118.95        | 120.85        | 122.78        | 124.74        | 126.72                   | 94.44         | 97.81               | 92.72         | 92.31         | 96.39         | 100.43        | 102.09        | 108.42        |
| Services .....   | 105.37        | 108.44        | 106.38              | 107.16        | 107.98        | 108.91        | 109.70        | 110.48                   | 105.77        | 108.58              | 106.82        | 107.36        | 108.08        | 108.95        | 109.92        | 110.79        |
| Compensation of general government employees, except own-account investment <sup>3</sup> ..... | 102.82        | 104.82        | 103.38              | 103.92        | 104.48        | 105.21        | 105.68        | 106.10                   | 106.28        | 109.40              | 107.49        | 108.21        | 108.89        | 109.80        | 110.72        | 111.60        |
| Consumption of general government fixed capital <sup>4</sup> .....                             | 109.89        | 115.73        | 111.97              | 113.43        | 114.93        | 116.48        | 118.08        | 119.72                   | 101.39        | 102.86              | 101.86        | 101.98        | 102.64        | 102.99        | 103.82        | 104.25        |
| Other services .....   | 150.60        | 171.19        | 159.25              | 163.87        | 168.95        | 172.90        | 179.06        | 185.67                   | 107.98        | 108.56              | 107.69        | 106.35        | 107.72        | 109.01        | 111.14        | 112.65        |
| Gross investment .....   | 109.14        | 117.95        | 109.80              | 117.60        | 114.64        | 117.02        | 122.52        | 129.15                   | 102.64        | 104.53              | 103.36        | 103.49        | 104.28        | 104.75        | 105.60        | 106.14        |
| Structures .....   | 104.06        | 111.34        | 103.34              | 112.51        | 107.81        | 109.47        | 115.55        | 122.65                   | 106.09        | 109.73              | 107.54        | 108.02        | 109.33        | 110.21        | 111.35        | 112.24        |
| Equipment and software .....   | 125.33        | 139.29        | 130.68              | 133.60        | 136.82        | 141.72        | 145.01        | 149.72                   | 93.19         | 90.89               | 92.14         | 91.44         | 90.97         | 90.49         | 90.65         | 90.35         |
| <b>Addenda:</b>  |               |               |                     |               |               |               |               |                          |               |                     |               |               |               |               |               |               |
| Compensation of general government employees <sup>3</sup> .....                                | 100.94        | 102.07        | 101.31              | 101.61        | 101.80        | 102.26        | 102.61        | 103.11                   | 106.16        | 109.94              | 107.27        | 108.93        | 109.50        | 110.29        | 111.04        | 112.83        |
| Federal .....  | 96.00         | 94.70         | 95.85               | 95.36         | 94.70         | 94.43         | 94.32         | 94.82                    | 105.84        | 111.44              | 106.68        | 110.97        | 111.23        | 111.64        | 111.94        | 116.36        |
| State and local .....  | 102.84        | 104.91        | 103.41              | 104.01        | 104.54        | 105.29        | 105.82        | 106.31                   | 106.28        | 109.40              | 107.49        | 108.21        | 108.89        | 109.80        | 110.72        | 111.60        |

1. Gross government investment consists of general government and government enterprise expenditures for fixed assets; inventory investment is included in government consumption expenditures.

2. Consumption expenditures for durable goods excludes expenditures classified as investment, except for goods transferred to foreign countries by the Federal Government.

3. Compensation of government employees engaged in new own-account investment and related expenditures

for goods and services are classified as investment in structures and in software. The compensation of all general government employees is shown in the addenda.

4. Consumption of fixed capital, or depreciation, is included in government consumption expenditures as a partial measure of the value of the services of general government fixed assets; use of depreciation assumes a zero net return on these assets.

**Table 7.14.—Chain-Type Quantity and Price Indexes for Gross Domestic Product by Sector**

[Index numbers, 1996=100]

|  | 1998          | 1999          | Seasonally adjusted |               |               |               |               |               |
|--|---------------|---------------|---------------------|---------------|---------------|---------------|---------------|---------------|
|  |               |               | 1998                |               | 1999          |               |               | 2000          |
|  |               |               | IV                  | I             | II            | III           | IV            | I             |
| Chain-type quantity indexes                  |               |               |                     |               |               |               |               |               |
| <b>Gross domestic product</b> .....          | <b>108.74</b> | <b>113.25</b> | <b>110.58</b>       | <b>111.58</b> | <b>112.10</b> | <b>113.65</b> | <b>115.67</b> | <b>117.20</b> |
| <b>Business</b> <sup>1</sup> .....           | <b>109.86</b> | <b>114.93</b> | <b>111.95</b>       | <b>113.06</b> | <b>113.61</b> | <b>115.36</b> | <b>117.66</b> | <b>119.38</b> |
| Nonfarm <sup>2</sup> .....                   | 109.86        | 114.99        | 111.96              | 113.10        | 113.64        | 115.48        | 117.75        | 119.48        |
| Nonfarm less housing .....                   | 110.65        | 116.01        | 112.91              | 114.05        | 114.57        | 116.49        | 118.93        | 120.73        |
| Housing .....                                | 102.71        | 105.93        | 103.52              | 104.67        | 105.34        | 106.43        | 107.28        | 108.42        |
| Farm .....                                   | 109.23        | 107.95        | 110.01              | 108.67        | 110.25        | 103.89        | 109.01        | 109.39        |
| <b>Households and institutions</b> ...       | <b>105.87</b> | <b>107.96</b> | <b>106.51</b>       | <b>107.07</b> | <b>107.52</b> | <b>108.22</b> | <b>109.05</b> | <b>109.71</b> |
| Private households .....                     | 110.60        | 121.93        | 118.59              | 121.19        | 121.56        | 122.36        | 122.61        | 122.39        |
| Nonprofit institutions .....                 | 105.70        | 107.46        | 106.08              | 106.56        | 107.02        | 107.71        | 108.56        | 109.25        |
| <b>General government</b> <sup>3</sup> ..... | <b>101.78</b> | <b>103.35</b> | <b>102.30</b>       | <b>102.71</b> | <b>103.03</b> | <b>103.59</b> | <b>104.06</b> | <b>104.67</b> |
| Federal .....                                | 97.89         | 97.54         | 97.98               | 97.77         | 97.44         | 97.43         | 97.54         | 98.12         |
| State and local .....                        | 103.61        | 106.08        | 104.33              | 105.03        | 105.66        | 106.49        | 107.13        | 107.75        |
| Chain-type price indexes                     |               |               |                     |               |               |               |               |               |
| <b>Gross domestic product</b> .....          | <b>103.11</b> | <b>104.55</b> | <b>103.51</b>       | <b>104.03</b> | <b>104.37</b> | <b>104.65</b> | <b>105.16</b> | <b>105.86</b> |
| <b>Business</b> <sup>1</sup> .....           | <b>102.77</b> | <b>103.84</b> | <b>103.05</b>       | <b>103.41</b> | <b>103.70</b> | <b>103.90</b> | <b>104.35</b> | <b>104.96</b> |
| Nonfarm <sup>2</sup> .....                   | 103.11        | 104.21        | 103.30              | 103.70        | 104.08        | 104.29        | 104.79        | 105.43        |
| Nonfarm less housing .....                   | 102.80        | 103.67        | 102.81              | 103.19        | 103.55        | 103.74        | 104.22        | 104.82        |
| Housing .....                                | 106.09        | 109.41        | 107.92              | 108.53        | 109.16        | 109.59        | 110.34        | 111.29        |
| Farm .....                                   | 79.60         | 78.10         | 86.53               | 83.89         | 77.91         | 76.97         | 73.64         | 71.86         |
| <b>Households and institutions</b> ...       | <b>104.49</b> | <b>108.50</b> | <b>105.98</b>       | <b>107.10</b> | <b>108.03</b> | <b>108.97</b> | <b>109.90</b> | <b>110.52</b> |
| Private households .....                     | 105.45        | 108.55        | 106.64              | 107.31        | 108.25        | 108.80        | 109.84        | 111.29        |
| Nonprofit institutions .....                 | 104.46        | 108.50        | 105.95              | 107.10        | 108.02        | 108.98        | 109.90        | 110.50        |
| <b>General government</b> <sup>3</sup> ..... | <b>105.14</b> | <b>108.51</b> | <b>106.09</b>       | <b>107.57</b> | <b>108.10</b> | <b>108.81</b> | <b>109.54</b> | <b>111.08</b> |
| Federal .....                                | 103.87        | 108.22        | 104.45              | 107.81        | 107.98        | 108.37        | 108.73        | 111.90        |
| State and local .....                        | 105.72        | 108.65        | 106.84              | 107.49        | 108.17        | 109.02        | 109.92        | 110.75        |

1. Equals gross domestic product less gross product of households and institutions and of general government.  
 2. Equals gross domestic business product less gross farm product.  
 3. Equals compensation of general government employees plus general government consumption of fixed capital.

**Table 7.16.—Implicit Price Deflators for Private Inventories by Industry Group**

[Index numbers, 1996=100]

|   | Seasonally adjusted |              |              |              |              |              |
|---|---------------------|--------------|--------------|--------------|--------------|--------------|
|   | 1998                |              | 1999         |              |              | 2000         |
|   | IV                  | I            | II           | III          | IV           | I            |
| <b>Private inventories</b> <sup>1</sup> ..... | <b>95.64</b>        | <b>95.59</b> | <b>96.37</b> | <b>97.56</b> | <b>98.11</b> | <b>99.40</b> |
| Farm .....                                    | 85.84               | 90.74        | 90.14        | 88.98        | 89.47        | 95.60        |
| Nonfarm .....                                 | 96.48               | 96.01        | 96.91        | 98.29        | 98.85        | 99.76        |
| Durable goods .....                           | 96.90               | 95.89        | 96.37        | 96.97        | 97.34        | 97.53        |
| Nondurable goods .....                        | 95.96               | 96.15        | 97.60        | 99.95        | 100.75       | 102.58       |
| Manufacturing .....                           | 94.42               | 93.92        | 94.94        | 96.37        | 97.29        | 98.27        |
| Durable goods .....                           | 94.62               | 94.10        | 94.71        | 95.60        | 96.12        | 96.56        |
| Nondurable goods .....                        | 94.08               | 93.64        | 95.33        | 97.63        | 99.23        | 101.09       |
| Wholesale .....                               | 96.17               | 95.27        | 95.70        | 96.94        | 97.58        | 98.57        |
| Durable goods .....                           | 97.48               | 95.74        | 95.89        | 96.13        | 96.54        | 96.72        |
| Nondurable goods .....                        | 93.97               | 94.53        | 95.44        | 98.42        | 99.48        | 101.91       |
| Merchant wholesalers .....                    | 96.40               | 95.38        | 95.62        | 96.69        | 97.24        | 98.05        |
| Durable goods .....                           | 97.48               | 95.79        | 95.95        | 96.20        | 96.62        | 96.81        |
| Nondurable goods .....                        | 94.55               | 94.70        | 95.08        | 97.62        | 98.40        | 100.33       |
| Nonmerchant wholesalers .....                 | 94.67               | 94.59        | 96.24        | 98.49        | 99.76        | 101.91       |
| Durable goods .....                           | 97.45               | 95.38        | 95.49        | 95.67        | 96.01        | 96.15        |
| Nondurable goods .....                        | 90.50               | 93.48        | 97.57        | 103.20       | 105.95       | 111.37       |
| Retail trade .....                            | 100.35              | 100.03       | 100.69       | 101.68       | 101.84       | 102.21       |
| Durable goods .....                           | 99.63               | 98.66        | 99.24        | 99.92        | 100.00       | 99.79        |
| Motor vehicle dealers .....                   | 98.73               | 97.48        | 98.02        | 99.54        | 99.49        | 99.10        |
| Other .....                                   | 100.61              | 99.94        | 100.57       | 100.35       | 100.58       | 100.55       |
| Nondurable goods .....                        | 101.22              | 101.68       | 102.45       | 103.81       | 104.07       | 105.15       |
| Other .....                                   | 94.14               | 94.60        | 97.21        | 100.06       | 100.06       | 102.11       |
| Durable goods .....                           | 100.62              | 101.40       | 103.45       | 102.41       | 102.84       | 104.05       |
| Nondurable goods .....                        | 93.66               | 94.09        | 96.74        | 99.87        | 99.83        | 101.95       |

1. Implicit price deflators are as of the end of the quarter and are consistent with the inventory stocks shown in tables 5.12 and 5.13.

**Table 7.15.—Price, Costs, and Profit Per Unit of Real Gross Product of Nonfinancial Corporate Business**

[Dollars]

|  |              |              |              |              |              |              |              |              |
|--|--------------|--------------|--------------|--------------|--------------|--------------|--------------|--------------|
| <b>Price per unit of real gross product of nonfinancial corporate business</b> <sup>1</sup> .....                                  | <b>1.006</b> | <b>1.012</b> | <b>1.007</b> | <b>1.009</b> | <b>1.012</b> | <b>1.012</b> | <b>1.014</b> | <b>1.018</b> |
| <b>Compensation of employees (unit labor cost)</b> .....   | <b>.652</b>  | <b>.658</b>  | <b>.656</b>  | <b>.656</b>  | <b>.659</b>  | <b>.659</b>  | <b>.657</b>  | <b>.657</b>  |
| <b>Unit nonlabor cost</b> .....  | <b>.232</b>  | <b>.234</b>  | <b>.234</b>  | <b>.232</b>  | <b>.232</b>  | <b>.235</b>  | <b>.236</b>  | <b>.236</b>  |
| Consumption of fixed capital .....   | .110         | .111         | .110         | .110         | .110         | .112         | .111         | .111         |
| Indirect business tax and nontax liability plus business transfer payments less subsidies .....                                    | .096         | .097         | .098         | .096         | .096         | .096         | .098         | .098         |
| Net interest .....   | .026         | .026         | .026         | .026         | .026         | .027         | .027         | .027         |
| <b>Corporate profits with inventory valuation and capital consumption adjustments (unit profits from current production)</b> ..... | <b>.122</b>  | <b>.120</b>  | <b>.118</b>  | <b>.122</b>  | <b>.121</b>  | <b>.118</b>  | <b>.121</b>  | <b>.125</b>  |
| Profits tax liability .....  | .032         | .033         | .031         | .032         | .034         | .034         | .034         | .036         |
| Profits after tax with inventory valuation and capital consumption adjustments ...   | .090         | .087         | .088         | .089         | .087         | .084         | .086         | .089         |

1. The implicit price deflator for gross product of nonfinancial corporate business divided by 100.

Table 7.17.—Chain-Type Quantity Indexes for Gross Domestic Product by Major Type of Product

[Index numbers, 1996=100]

|  | 1998          | 1999          | Seasonally adjusted |               |               |               |               |               |
|--|---------------|---------------|---------------------|---------------|---------------|---------------|---------------|---------------|
|  |               |               | 1998                |               | 1999          |               |               | 2000          |
|  |               |               | IV                  | I             | II            | III           | IV            | I             |
| <b>Gross domestic product</b>                    | <b>108.74</b> | <b>113.25</b> | <b>110.58</b>       | <b>111.58</b> | <b>112.10</b> | <b>113.65</b> | <b>115.67</b> | <b>117.20</b> |
| Final sales of domestic product                  | 108.19        | 113.07        | 110.09              | 111.33        | 112.26        | 113.51        | 115.18        | 117.13        |
| Change in private inventories                    |               |               |                     |               |               |               |               |               |
| <b>Goods</b>                                     | <b>112.85</b> | <b>118.90</b> | <b>115.79</b>       | <b>116.63</b> | <b>116.77</b> | <b>119.45</b> | <b>122.74</b> | <b>124.97</b> |
| Final sales                                      | 111.43        | 118.51        | 114.54              | 116.04        | 117.33        | 119.17        | 121.49        | 124.91        |
| Change in private inventories                    |               |               |                     |               |               |               |               |               |
| Durable goods                                    | 120.28        | 128.95        | 124.85              | 125.36        | 125.80        | 130.13        | 134.52        | 138.73        |
| Final sales                                      | 119.01        | 128.79        | 123.65              | 125.29        | 127.15        | 130.21        | 132.51        | 138.93        |
| Change in private inventories                    |               |               |                     |               |               |               |               |               |
| Nondurable goods                                 | 106.73        | 110.72        | 108.39              | 109.48        | 109.38        | 110.78        | 113.22        | 113.93        |
| Final sales                                      | 105.24        | 110.21        | 107.15              | 108.55        | 109.38        | 110.29        | 112.61        | 113.77        |
| Change in private inventories                    |               |               |                     |               |               |               |               |               |
| <b>Services</b>                                  | <b>105.69</b> | <b>109.26</b> | <b>106.79</b>       | <b>107.61</b> | <b>108.60</b> | <b>109.77</b> | <b>111.07</b> | <b>111.82</b> |
| <b>Structures</b>                                | <b>110.14</b> | <b>114.23</b> | <b>112.03</b>       | <b>114.79</b> | <b>113.99</b> | <b>113.42</b> | <b>114.72</b> | <b>118.30</b> |
| <b>Addenda:</b>                                  |               |               |                     |               |               |               |               |               |
| Motor vehicle output                             | 114.56        | 125.25        | 126.49              | 119.36        | 121.80        | 129.10        | 130.73        | 128.06        |
| Gross domestic product less motor vehicle output | 108.53        | 112.82        | 110.01              | 111.30        | 111.75        | 113.11        | 115.14        | 116.81        |

Table 7.18B.—Chain-Type Quantity Indexes for Motor Vehicle Output

[Index numbers, 1996=100]

|  | 1998          | 1999          | Seasonally adjusted |               |               |               |               |               |
|--|---------------|---------------|---------------------|---------------|---------------|---------------|---------------|---------------|
|  |               |               | 1998                |               | 1999          |               |               | 2000          |
|  |               |               | IV                  | I             | II            | III           | IV            | I             |
| <b>Motor vehicle output</b>                                | <b>114.56</b> | <b>125.25</b> | <b>126.49</b>       | <b>119.36</b> | <b>121.80</b> | <b>129.10</b> | <b>130.73</b> | <b>128.06</b> |
| Auto output  | 104.87        | 102.97        | 116.65              | 99.19         | 101.00        | 102.88        | 108.82        | 105.36        |
| Truck output <sup>1</sup>                                  | 122.70        | 143.69        | 134.74              | 136.08        | 139.04        | 150.78        | 148.87        | 146.85        |
| <b>Final sales of domestic product</b>                     | <b>112.55</b> | <b>119.74</b> | <b>118.63</b>       | <b>115.28</b> | <b>119.13</b> | <b>122.37</b> | <b>122.18</b> | <b>126.95</b> |
| <b>Personal consumption expenditures</b>                   | <b>114.53</b> | <b>124.74</b> | <b>121.22</b>       | <b>121.64</b> | <b>124.66</b> | <b>125.41</b> | <b>127.25</b> | <b>136.23</b> |
| New motor vehicles   | 115.33        | 126.28        | 120.75              | 121.16        | 125.72        | 126.72        | 131.53        | 142.67        |
| Autos  | 111.43        | 124.75        | 116.09              | 117.93        | 124.82        | 123.82        | 132.45        | 138.43        |
| Light trucks   | 119.94        | 128.13        | 126.27              | 125.00        | 126.82        | 130.16        | 130.55        | 147.66        |
| Net purchases of used autos                                | 112.04        | 119.97        | 122.46              | 122.93        | 121.26        | 121.26        | 114.42        | 117.08        |
| <b>Private fixed investment</b>                            | <b>115.07</b> | <b>132.74</b> | <b>124.22</b>       | <b>126.04</b> | <b>129.17</b> | <b>140.75</b> | <b>134.98</b> | <b>138.69</b> |
| New motor vehicles   | 114.37        | 129.72        | 121.64              | 123.88        | 127.75        | 137.06        | 130.18        | 134.61        |
| Autos  | 102.10        | 106.35        | 105.49              | 102.09        | 107.97        | 111.31        | 104.04        | 110.01        |
| Trucks   | 126.11        | 152.03        | 137.11              | 144.69        | 146.67        | 161.64        | 155.11        | 158.10        |
| Light trucks   | 126.47        | 154.88        | 136.20              | 145.83        | 148.90        | 168.43        | 156.37        | 165.89        |
| Other  | 125.29        | 146.64        | 138.57              | 142.43        | 142.44        | 149.17        | 152.53        | 143.95        |
| Net purchases of used autos                                | 111.81        | 118.64        | 112.09              | 115.90        | 122.60        | 123.47        | 112.58        | 119.64        |
| <b>Gross government investment</b>                         | <b>109.63</b> | <b>117.93</b> | <b>118.22</b>       | <b>107.78</b> | <b>99.74</b>  | <b>120.88</b> | <b>143.29</b> | <b>119.85</b> |
| Autos  | 95.01         | 107.15        | 103.89              | 95.31         | 92.29         | 108.30        | 132.69        | 88.21         |
| New trucks   | 117.67        | 123.73        | 126.04              | 114.58        | 103.70        | 127.71        | 148.92        | 137.68        |
| <b>Net exports</b>   |               |               |                     |               |               |               |               |               |
| Exports  | 100.44        | 96.30         | 99.04               | 92.12         | 100.78        | 93.62         | 98.68         | 99.98         |
| Autos  | 94.32         | 94.43         | 99.75               | 90.26         | 102.60        | 89.63         | 95.22         | 96.37         |
| Trucks   | 111.90        | 99.87         | 97.92               | 95.69         | 97.65         | 101.02        | 105.12        | 106.69        |
| Imports  | 116.94        | 143.75        | 127.05              | 138.59        | 139.34        | 147.87        | 149.18        | 157.84        |
| Autos  | 118.90        | 143.37        | 129.71              | 139.67        | 136.13        | 148.38        | 149.32        | 160.02        |
| Trucks   | 107.48        | 145.51        | 114.27              | 133.39        | 154.67        | 145.45        | 148.51        | 147.51        |
| <b>Change in private inventories</b>                       |               |               |                     |               |               |               |               |               |
| <b>Autos</b>   |               |               |                     |               |               |               |               |               |
| New  |               |               |                     |               |               |               |               |               |
| Domestic   |               |               |                     |               |               |               |               |               |
| Foreign  |               |               |                     |               |               |               |               |               |
| Used   |               |               |                     |               |               |               |               |               |
| <b>New trucks</b>  |               |               |                     |               |               |               |               |               |
| Domestic   |               |               |                     |               |               |               |               |               |
| Foreign  |               |               |                     |               |               |               |               |               |
| <b>Addenda:</b>  |               |               |                     |               |               |               |               |               |
| Final sales of motor vehicles to domestic purchasers       | 114.56        | 127.44        | 122.21              | 122.79        | 125.48        | 130.86        | 130.62        | 136.62        |
| Private fixed investment in new autos and new light trucks | 112.00        | 126.04        | 117.95              | 119.83        | 124.57        | 134.48        | 125.26        | 132.67        |
| Domestic output of new autos <sup>2</sup>                  | 98.16         | 100.87        | 106.06              | 98.93         | 99.28         | 103.95        | 101.31        | 106.20        |
| Sales of imported new autos <sup>3</sup>                   | 129.63        | 149.10        | 139.71              | 136.53        | 146.46        | 148.58        | 164.84        | 163.24        |

1. Except for exports and imports, consists of new trucks only.

2. Consists of final sales and change in private inventories of new autos assembled in the United States.

3. Consists of personal consumption expenditures, private fixed investment, and gross government investment.



Table 8.2.—Contributions to Percent Change in Real Gross Domestic Product

|   | 1998         | 1999         | Seasonally adjusted at annual rates |              |              |              |              |              |
|---|--------------|--------------|-------------------------------------|--------------|--------------|--------------|--------------|--------------|
|   |              |              | 1998                                |              | 1999         |              |              | 2000         |
|   |              |              | IV                                  | I            | II           | III          | IV           | I            |
| <b>Percent change at annual rate:</b>                           |              |              |                                     |              |              |              |              |              |
| Gross domestic product .....                                    | 4.3          | 4.2          | 5.9                                 | 3.7          | 1.9          | 5.7          | 7.3          | 5.4          |
| <b>Percentage points at annual rates:</b>                       |              |              |                                     |              |              |              |              |              |
| <b>Personal consumption expenditures</b>                        | <b>3.25</b>  | <b>3.45</b>  | <b>3.14</b>                         | <b>4.28</b>  | <b>3.36</b>  | <b>3.33</b>  | <b>4.07</b>  | <b>5.02</b>  |
| Durable goods .....   | .86          | .81          | 1.51                                | .96          | .71          | .62          | 1.03         | 1.70         |
| Motor vehicles and parts .....                                  | .33          | .19          | .94                                 | .13          | .30          | .10          | .27          | .86          |
| Furniture and household equipment .....                         | .39          | .44          | .44                                 | .55          | .34          | .39          | .49          | .55          |
| Other .....   | .13          | .18          | .13                                 | .28          | .08          | .13          | .27          | .30          |
| Nondurable goods .....  | .79          | 1.05         | .98                                 | 1.69         | .64          | .73          | 1.51         | 1.12         |
| Food .....  | .26          | .40          | .60                                 | .20          | .24          | .26          | 1.08         | .23          |
| Clothing and shoes .....  | .25          | .23          | .16                                 | .83          | .09          | .21          | -.14         | .60          |
| Gasoline, fuel oil, and other energy goods .....                | .01          | .04          | -.05                                | .04          | .04          | .03          | .07          | -.18         |
| Other .....   | .27          | .39          | .27                                 | .62          | .28          | .23          | .50          | .47          |
| Services .....  | 1.59         | 1.59         | .66                                 | 1.63         | 2.00         | 1.98         | 1.53         | 2.20         |
| Housing .....   | .24          | .22          | .21                                 | .31          | .23          | .27          | .28          | .25          |
| Household operation .....                                       | .21          | .16          | -.37                                | .39          | .21          | .25          | -.14         | .24          |
| Electricity and gas .....                                       | .03          | .04          | -.49                                | .24          | .05          | .14          | -.22         | .11          |
| Other household operation .....                                 | .18          | .11          | .11                                 | .15          | .16          | .11          | .08          | .12          |
| Transportation .....  | .10          | .08          | .07                                 | .08          | .10          | .12          | .07          | .07          |
| Medical care .....  | .29          | .27          | .29                                 | .17          | .30          | .43          | .40          | .36          |
| Recreation .....  | .12          | .27          | .12                                 | .27          | .31          | .35          | .19          | .32          |
| Other .....   | .64          | .59          | .34                                 | .42          | .85          | .56          | .72          | .96          |
| <b>Gross private domestic investment</b> ...                    | <b>1.93</b>  | <b>.99</b>   | <b>1.94</b>                         | <b>.64</b>   | <b>-.36</b>  | <b>2.26</b>  | <b>1.72</b>  | <b>1.70</b>  |
| <b>Fixed investment</b> .....                                   | <b>1.86</b>  | <b>.97</b>   | <b>2.20</b>                         | <b>1.49</b>  | <b>1.10</b>  | <b>1.16</b>  | <b>.48</b>   | <b>3.13</b>  |
| Nonresidential .....  | 1.49         | .83          | 1.79                                | .95          | .86          | 1.33         | .39          | 2.90         |
| Structures .....  | .13          | -.14         | .18                                 | -.18         | -.16         | -.11         | -.01         | .56          |
| Equipment and software .....                                    | 1.37         | .96          | 1.61                                | 1.13         | 1.02         | 1.44         | .40          | 2.35         |
| Information processing equipment and software ...               | .85          | .82          | .80                                 | .80          | 1.09         | .88          | .54          | 1.36         |
| Computers and peripheral equipment .....                        | .45          | .33          | .43                                 | .33          | .40          | .40          | .18          | .39          |
| Software <sup>1</sup> .....                                     | .23          | .20          | .26                                 | .16          | .23          | .21          | .19          | .29          |
| Other .....   | .17          | .30          | .12                                 | .30          | .46          | .27          | .17          | .68          |
| Industrial equipment .....                                      | .08          | .05          | .01                                 | -.17         | .07          | .16          | .19          | .25          |
| Transportation equipment .....                                  | .31          | .11          | .99                                 | .23          | .03          | .55          | -.32         | .49          |
| Other .....   | .12          | -.02         | -.19                                | .28          | -.17         | -.14         | 0            | .25          |
| Residential .....   | .37          | .15          | .41                                 | .54          | .24          | -.17         | .09          | .23          |
| <b>Change in private inventories</b> .....                      | <b>.07</b>   | <b>.01</b>   | <b>-.26</b>                         | <b>-.85</b>  | <b>-1.46</b> | <b>1.09</b>  | <b>1.24</b>  | <b>-1.43</b> |
| Farm .....  | -.02         | -.19         | .58                                 | -.20         | -.24         | -.18         | -.11         | 0            |
| Nonfarm .....   | .09          | .20          | -.84                                | -.64         | -.122        | 1.27         | 1.36         | -1.43        |
| <b>Net exports of goods and services</b> ...                    | <b>-1.18</b> | <b>-1.09</b> | <b>.33</b>                          | <b>-2.13</b> | <b>-1.35</b> | <b>-.73</b>  | <b>-.12</b>  | <b>-1.12</b> |
| <b>Exports</b> .....  | <b>.25</b>   | <b>.48</b>   | <b>1.67</b>                         | <b>-.61</b>  | <b>.42</b>   | <b>1.19</b>  | <b>1.08</b>  | <b>.60</b>   |
| Goods .....   | .17          | .37          | 1.38                                | -.74         | .32          | 1.19         | .83          | .52          |
| Services .....  | .08          | .10          | .29                                 | .13          | .10          | 0            | .24          | .08          |
| <b>Imports</b> .....  | <b>-1.43</b> | <b>-1.57</b> | <b>-1.34</b>                        | <b>-1.53</b> | <b>-1.77</b> | <b>-1.92</b> | <b>-1.20</b> | <b>-1.72</b> |
| Goods .....   | -1.21        | -1.43        | -1.30                               | -1.28        | -1.59        | -1.84        | -1.12        | -1.54        |
| Services .....  | -.22         | -.14         | -.04                                | -.24         | -.19         | -.08         | -.08         | -.18         |
| <b>Government consumption expenditures and gross investment</b> | <b>.31</b>   | <b>.80</b>   | <b>.53</b>                          | <b>.88</b>   | <b>.23</b>   | <b>.81</b>   | <b>1.61</b>  | <b>-.20</b>  |
| <b>Federal</b> .....  | <b>-.06</b>  | <b>.28</b>   | <b>.24</b>                          | <b>-.03</b>  | <b>.13</b>   | <b>.26</b>   | <b>.87</b>   | <b>-1.00</b> |
| National defense .....  | -.08         | .19          | -.12                                | -.16         | -.10         | .42          | .65          | -.99         |
| Consumption expenditures .....                                  | -.10         | .12          | 0                                   | -.19         | -.21         | .43          | .50          | -.88         |
| Gross investment .....  | .02          | .07          | -.11                                | .03          | .11          | 0            | .14          | -.11         |
| Nondefense .....  | .02          | .10          | .36                                 | .13          | .23          | -.16         | .22          | -.02         |
| Consumption expenditures .....                                  | -.03         | .03          | .30                                 | .08          | .06          | -.10         | .11          | .09          |
| Gross investment .....  | .05          | .07          | .06                                 | .06          | .17          | -.06         | .11          | -.11         |
| <b>State and local</b> .....                                    | <b>.37</b>   | <b>.52</b>   | <b>.29</b>                          | <b>.91</b>   | <b>.10</b>   | <b>.55</b>   | <b>.75</b>   | <b>.80</b>   |
| Consumption expenditures .....                                  | .31          | .29          | .30                                 | .32          | .32          | .37          | .33          | .32          |
| Gross investment .....  | .06          | .23          | -.02                                | .59          | -.22         | .18          | .41          | .48          |
| <b>Addenda:</b>   |              |              |                                     |              |              |              |              |              |
| Goods .....   | 2.26         | 2.09         | 4.26                                | 1.11         | .18          | 3.47         | 4.20         | 2.77         |
| Services .....  | 1.56         | 1.89         | 1.22                                | 1.66         | 1.96         | 2.37         | 2.64         | 1.49         |
| Structures .....  | .49          | .17          | .46                                 | .90          | -.26         | -.17         | .43          | 1.14         |
| Motor vehicle output .....                                      | .26          | .11          | 1.94                                | -.87         | .29          | .87          | .20          | -.30         |
| Final sales of computers <sup>2</sup> .....                     | .47          | .33          | .40                                 | .29          | .38          | .47          | .16          | .65          |

1. Excludes software "embedded," or bundled, in computers and other equipment.

2. For some components of final sales of computers, includes computer parts.

NOTE.—The quantity indexes on which the estimates in this table are based are shown in tables 7.1, 7.2, 7.4, 7.6, 7.9, 7.11, and 7.17.

Table 8.3.—Contributions to Percent Change in Real Personal Consumption Expenditures by Major Type of Product

|  | 1998        | 1999        | Seasonally adjusted at annual rates |             |             |             |             |             |
|--|-------------|-------------|-------------------------------------|-------------|-------------|-------------|-------------|-------------|
|  |             |             | 1998                                |             | 1999        |             |             | 2000        |
|  |             |             | IV                                  | I           | II          | III         | IV          | I           |
| <b>Percent change at annual rate:</b>                        |             |             |                                     |             |             |             |             |             |
| <b>Personal consumption expenditures</b> .....               | <b>4.9</b>  | <b>5.3</b>  | <b>4.6</b>                          | <b>6.5</b>  | <b>5.1</b>  | <b>4.9</b>  | <b>5.9</b>  | <b>7.5</b>  |
| <b>Percentage points at annual rates:</b>                    |             |             |                                     |             |             |             |             |             |
| <b>Durable goods</b> .....                                   | <b>1.29</b> | <b>1.22</b> | <b>2.24</b>                         | <b>1.45</b> | <b>1.07</b> | <b>.92</b>  | <b>1.51</b> | <b>2.53</b> |
| Motor vehicles and parts .....                               | .50         | .29         | 1.40                                | .20         | .45         | .15         | .39         | 1.28        |
| Furniture and household equipment .....                      | .59         | .66         | .66                                 | .83         | .51         | .58         | .72         | .81         |
| Other .....  | .20         | .28         | .19                                 | .42         | .12         | .19         | .40         | .44         |
| <b>Nondurable goods</b> .....                                | <b>1.19</b> | <b>1.62</b> | <b>1.44</b>                         | <b>2.56</b> | <b>.98</b>  | <b>1.07</b> | <b>2.21</b> | <b>1.68</b> |
| Food .....   | .40         | .62         | .89                                 | .32         | .36         | .38         | 1.58        | .36         |
| Clothing and shoes .....                                     | .38         | .35         | .23                                 | 1.24        | .14         | .30         | -.21        | .89         |
| Gasoline, fuel oil, and other energy goods .....             | .01         | .06         | -.07                                | .06         | .06         | .04         | .10         | -.27        |
| Gasoline and oil .....                                       | .03         | .04         | -.04                                | -.03        | .03         | .05         | .15         | -.25        |
| Fuel oil and coal .....                                      | -.01        | .02         | -.03                                | .09         | .03         | -.01        | -.05        | -.02        |
| Other .....  | .40         | .59         | .39                                 | .94         | .42         | .34         | .73         | .70         |
| <b>Services</b> .....  | <b>2.40</b> | <b>2.47</b> | <b>.95</b>                          | <b>2.50</b> | <b>3.03</b> | <b>2.90</b> | <b>2.21</b> | <b>3.30</b> |
| Housing .....  | .36         | .35         | .30                                 | .49         | .35         | .39         | .41         | .38         |
| Household operation .....                                    | .31         | .24         | -.56                                | .58         | .32         | .37         | -.21        | .35         |
| Electricity and gas .....                                    | .04         | .07         | -.73                                | .36         | .07         | .20         | -.32        | .17         |
| Other household operation .....                              | .28         | .18         | .17                                 | .22         | .25         | .16         | .11         | .18         |
| Transportation .....   | .15         | .12         | .11                                 | .12         | .15         | .17         | .11         | .11         |
| Medical care .....   | .44         | .43         | .42                                 | .27         | .46         | .63         | .58         | .54         |
| Recreation .....   | .18         | .41         | .18                                 | .40         | .47         | .52         | .27         | .48         |
| Other .....  | .96         | .91         | .49                                 | .64         | 1.28        | .82         | 1.05        | 1.43        |
| <b>Addenda:</b>  |             |             |                                     |             |             |             |             |             |
| Energy goods and services <sup>1</sup> .....                 | .05         | .12         | -.80                                | .42         | .13         | .24         | -.22        | -.10        |
| Personal consumption expenditures less food and energy ..... | 4.43        | 4.57        | 4.55                                | 5.78        | 4.58        | 4.26        | 4.57        | 7.25        |

1. Consists of gasoline, fuel oil, and other energy goods and of electricity and gas.

NOTE.—The quantity indexes on which the estimates in this table are based are shown in table 7.4. The estimates in this table differ from those in table 8.2 because this table shows contributions to real personal consumption expenditures, whereas table 8.2 shows contributions to real gross domestic product.

**Table 8.4.—Contributions to Percent Change in Real Private Fixed Investment by Type**

|   | 1998 | 1999 | Seasonally adjusted at annual rates |       |       |       |       |       |
|---|------|------|-------------------------------------|-------|-------|-------|-------|-------|
|   |      |      | 1998                                |       | 1999  |       |       | 2000  |
|   |      |      | IV                                  | I     | II    | III   | IV    | I     |
| <b>Percent change at annual rate:</b>                 |      |      |                                     |       |       |       |       |       |
| Private fixed investment .....                        | 11.8 | 8.1  | 13.8                                | 9.1   | 6.6   | 6.8   | 2.6   | 19.8  |
| <b>Percentage points at annual rates:</b>             |      |      |                                     |       |       |       |       |       |
| <b>Nonresidential</b> .....                           | 9.50 | 7.01 | 11.20                               | 5.81  | 5.18  | 7.81  | 2.17  | 18.12 |
| Structures .....                                      | .81  | -.37 | 1.20                                | -1.04 | -.94  | -.65  | -.08  | 3.52  |
| Nonresidential buildings, including farm .....        | .74  | -.51 | 1.06                                | -.21  | -1.52 | -1.09 | -.20  | 2.67  |
| Utilities .....                                       | .18  | -.04 | .25                                 | -.15  | -.03  | .14   | -.13  | .43   |
| Mining exploration, shafts, and wells .....           | -.09 | .17  | -.20                                | -.62  | .30   | .53   | .27   | .33   |
| Other structures .....                                | -.02 | .01  | .08                                 | -.06  | .31   | -.22  | -.02  | .09   |
| <b>Equipment and software</b> .....                   | 8.69 | 7.38 | 10.00                               | 6.85  | 6.11  | 8.46  | 2.25  | 14.60 |
| Information processing equipment and software .....   | 5.42 | 5.78 | 4.99                                | 4.82  | 6.44  | 5.14  | 3.11  | 8.39  |
| Computers and peripheral equipment <sup>1</sup> ..... | 2.87 | 2.20 | 2.63                                | 2.00  | 2.36  | 2.33  | 1.05  | 2.40  |
| Software <sup>2</sup> .....                           | 1.46 | 1.47 | 1.60                                | 1.00  | 1.36  | 1.24  | 1.11  | 1.82  |
| Other .....   | 1.09 | 2.12 | .76                                 | 1.82  | 2.72  | 1.58  | .95   | 4.17  |
| Industrial equipment .....                            | .53  | .62  | .05                                 | -1.00 | .42   | .92   | 1.10  | 1.58  |
| Transportation equipment .....                        | 1.96 | 1.05 | 6.03                                | 1.37  | .22   | 3.23  | -1.91 | 3.07  |
| Other .....   | .78  | -.07 | -1.07                               | 1.66  | -.98  | -.83  | -.04  | 1.55  |
| <b>Residential</b> .....                              | 2.34 | 1.05 | 2.62                                | 3.25  | 1.44  | -.98  | .46   | 1.67  |
| Structures .....                                      | 2.30 | .99  | 2.59                                | 3.16  | 1.39  | -1.01 | .44   | 1.60  |
| Single family .....                                   | 1.63 | .34  | 1.65                                | 1.89  | -.01  | -1.11 | 1.34  | 2.54  |
| Multifamily .....                                     | -.01 | .04  | -.02                                | .70   | -.12  | -.01  | -.07  | .38   |
| Other structures .....                                | .69  | .60  | .96                                 | .58   | 1.52  | .11   | -.83  | -1.32 |
| <b>Equipment</b> .....                                | .04  | .06  | .04                                 | .09   | .06   | .04   | .02   | .07   |

1. Includes new computers and peripheral equipment only.

2. Excludes software "embedded," or bundled, in computers and other equipment.

NOTE.—The quantity indexes on which the estimates in this table are based are shown in table 7.6. The estimates in this table differ from those in table 8.2 because this table shows contributions to real private fixed investment, whereas table 8.2 shows contributions to real gross domestic product.

**Table 8.5.—Contributions to Percent Change in Real Exports and in Real Imports of Goods and Services by Type of Product**

|  | 1998 | 1999  | 2000  | Seasonally adjusted at annual rates |       |       |       |       |
|--|------|-------|-------|-------------------------------------|-------|-------|-------|-------|
|  |      |       |       | 1998                                | 1999  | 2000  | 2000  |       |
| <b>Percent change at annual rate:</b>                                  |      |       |       |                                     |       |       |       |       |
| Exports of goods and services .....                                    | 2.2  | 3.8   | 16.3  | -5.5                                | 4.0   | 11.5  | 10.1  | 5.5   |
| <b>Percentage points at annual rates:</b>                              |      |       |       |                                     |       |       |       |       |
| <b>Exports of goods<sup>1</sup></b> .....                              | 1.47 | 2.99  | 13.36 | -6.70                               | 3.02  | 11.51 | 7.77  | 4.76  |
| Foods, feeds, and beverages .....                                      | -.05 | .03   | 2.29  | -1.61                               | 1.06  | 1.02  | -.06  | .18   |
| Industrial supplies and materials .....                                | -.17 | .79   | 1.42  | -1.94                               | 1.15  | 1.04  | 3.59  | .06   |
| Capital goods, except automotive .....                                 | 1.31 | 1.47  | 4.98  | -2.78                               | -.45  | 9.00  | 1.76  | 2.23  |
| Automotive vehicles, engines, and parts .....                          | -.10 | .06   | 2.77  | -1.39                               | 1.46  | .37   | .25   | 1.46  |
| Consumer goods, except automotive .....                                | .20  | .37   | -.39  | .23                                 | -.18  | .63   | 1.19  | 1.44  |
| Other .....  | .28  | .26   | 2.28  | .79                                 | -.02  | -.56  | 1.05  | -.60  |
| <b>Exports of services<sup>1</sup></b> .....                           | .72  | .77   | 2.91  | 1.23                                | .98   | .02   | 2.30  | .69   |
| <b>Percent change at annual rate:</b>                                  |      |       |       |                                     |       |       |       |       |
| Imports of goods and services .....                                    | 11.6 | 11.7  | 10.8  | 12.5                                | 14.4  | 14.9  | 8.7   | 12.7  |
| <b>Percentage points at annual rates:</b>                              |      |       |       |                                     |       |       |       |       |
| <b>Imports of goods<sup>1</sup></b> .....                              | 9.81 | 10.75 | 10.52 | 10.53                               | 12.85 | 14.22 | 8.11  | 11.36 |
| Foods, feeds, and beverages .....                                      | .28  | .36   | .07   | .34                                 | .78   | .39   | .11   | -.14  |
| Industrial supplies and materials, except petroleum and products ..... | 1.38 | .54   | -.70  | .08                                 | 1.16  | 1.45  | 1.73  | .81   |
| Petroleum and products .....   | .41  | 0     | -1.17 | .28                                 | 1.05  | -.66  | -1.92 | 2.10  |
| Capital goods, except automotive .....                                 | 3.51 | 4.42  | 2.80  | 2.36                                | 6.39  | 5.13  | 4.08  | 3.27  |
| Automotive vehicles, engines, and parts .....                          | .88  | 2.03  | 5.94  | 3.52                                | 1.12  | 3.63  | .38   | 2.88  |
| Consumer goods, except automotive .....                                | 2.48 | 2.85  | .69   | 2.99                                | 1.82  | 3.53  | 3.48  | 2.70  |
| Other .....  | .86  | .55   | 2.90  | .96                                 | .53   | .75   | .25   | -.26  |
| <b>Imports of services<sup>1</sup></b> .....                           | 1.78 | .97   | .33   | 1.99                                | 1.55  | .70   | .58   | 1.35  |

1. Exports and imports of certain goods, primarily military equipment purchased and sold by the Federal Government, are included in services. Beginning with 1986, repairs and alterations of equipment were reclassified from goods to services.

NOTE.—The quantity indexes on which the estimates in this table are based are shown in table 7.10. The estimates in this table differ from those in table 8.2 because this table shows contributions to real exports and to real imports, whereas table 8.2 shows contributions to real gross domestic product. Because imports are subtracted in the calculation of gross domestic product, the contributions of components of real imports have opposite signs in this table and in table 8.2.

**Table 8.6.—Contributions to Percent Change in Real Government Consumption Expenditures and Gross Investment by Type**

|  | 1998 | 1999 | Seasonally adjusted at annual rates |       |       |      |      |       |
|--|------|------|-------------------------------------|-------|-------|------|------|-------|
|  |      |      | 1998                                |       | 1999  |      |      | 2000  |
|  |      |      | IV                                  | I     | II    | III  | IV   | I     |
| <b>Percent change at annual rate:</b>  |      |      |                                     |       |       |      |      |       |
| <b>Government consumption expenditures and gross investment<sup>1</sup></b> .....              | 1.7  | 3.7  | 2.9                                 | 5.1   | 1.3   | 4.5  | 9.3  | -1.2  |
| <b>Percentage points at annual rates:</b>  |      |      |                                     |       |       |      |      |       |
| <b>Federal</b> .....   | -.33 | 1.39 | 1.36                                | -.13  | .74   | 1.45 | 4.95 | -5.67 |
| <b>National defense</b> .....  | -.45 | .89  | -.67                                | -.90  | -.59  | 2.38 | 3.68 | -5.55 |
| Consumption expenditures .....   | -.55 | .53  | -.01                                | -1.06 | -1.21 | 2.40 | 2.87 | -4.93 |
| Durable goods <sup>2</sup> .....   | .02  | .02  | -.10                                | -.26  | .19   | .33  | -.11 | -.04  |
| Nondurable goods .....   | .02  | .02  | -.18                                | -.09  | .17   | .44  | -.42 | -.20  |
| Services .....   | -.60 | .50  | .27                                 | -.71  | -1.56 | 1.63 | 3.40 | -5.09 |
| Compensation of general government employees, except own-account investment <sup>3</sup> ..... | -.28 | -.28 | -.47                                | -.32  | -.13  | .07  | -.23 | -.09  |
| Consumption of general government fixed capital <sup>4</sup> .....                             | -.03 | .01  | 0                                   | 0     | .01   | .03  | .04  | .03   |
| Other services .....   | -.29 | .77  | .74                                 | -.40  | -1.44 | 1.53 | 3.59 | -5.03 |
| Gross investment .....   | .10  | .36  | -.66                                | .17   | .62   | -.03 | .81  | -.62  |
| Structures .....   | -.03 | 0    | -.20                                | .06   | -.03  | -.05 | .02  | -.09  |
| Equipment and software .....   | .13  | .36  | -.46                                | .11   | .65   | .02  | .80  | -.53  |
| <b>Nondefense</b> .....  | .12  | .50  | 2.03                                | .77   | 1.33  | -.93 | 1.27 | -.12  |
| Consumption expenditures .....   | -.15 | .13  | 1.72                                | .45   | .36   | -.60 | .64  | .49   |
| Durable goods <sup>2</sup> .....   | -.09 | .01  | 1.49                                | .04   | .04   | -.06 | .03  | .03   |
| Nondurable goods .....   | .02  | .08  | .07                                 | .27   | -.02  | .08  | 0    | .12   |
| Services .....   | -.08 | .05  | .16                                 | .14   | .34   | -.62 | .60  | .34   |
| Compensation of general government employees, except own-account investment <sup>3</sup> ..... | .06  | -.06 | .38                                 | .03   | -.26  | -.23 | .28  | .36   |
| Consumption of general government fixed capital <sup>4</sup> .....                             | .12  | .10  | .12                                 | .12   | .12   | .13  | .13  | .12   |
| Other services .....   | -.26 | 0    | -.34                                | -.02  | .49   | -.51 | .20  | -.14  |
| Gross investment .....   | .27  | .37  | .32                                 | .32   | .97   | -.33 | .63  | -.60  |
| Structures .....   | .08  | -.04 | -.06                                | .03   | -.26  | .13  | -.01 | -.19  |
| Equipment and software .....   | .19  | .40  | .37                                 | .29   | 1.22  | -.47 | .64  | -.41  |
| <b>State and local</b> .....   | 2.06 | 2.35 | 1.57                                | 5.23  | .57   | 3.09 | 4.30 | 4.45  |
| Consumption expenditures .....   | 1.75 | 1.14 | 1.68                                | 1.83  | 1.84  | 2.07 | 1.95 | 1.74  |
| Durable goods <sup>2</sup> .....   | .08  | .06  | .07                                 | .07   | .07   | .07  | .07  | .07   |
| Nondurable goods .....   | .41  | .29  | .34                                 | .36   | .36   | .38  | .40  | .39   |
| Services .....   | 1.26 | .79  | 1.27                                | 1.40  | 1.40  | 1.62 | 1.47 | 1.28  |
| Compensation of general government employees, except own-account investment <sup>3</sup> ..... | .50  | .31  | .71                                 | .84   | .83   | 1.10 | .80  | .60   |
| Consumption of general government fixed capital <sup>4</sup> .....                             | .24  | .20  | .26                                 | .26   | .26   | .27  | .29  | .27   |
| Other services .....   | .52  | .28  | .31                                 | .29   | .31   | .25  | .39  | .40   |
| Gross investment .....   | .31  | 1.21 | -.11                                | 3.40  | -1.26 | 1.02 | 2.35 | 2.70  |
| Structures .....   | -.07 | .91  | -.46                                | 3.11  | -1.57 | .56  | 2.04 | 2.29  |
| Equipment and software .....   | .38  | .30  | .36                                 | .29   | .30   | .46  | .31  | .42   |

1. Gross government investment consists of general government and government enterprise expenditures for fixed assets; inventory investment is included in government consumption expenditures.

2. Consumption expenditures for durable goods excludes expenditures classified as investment, except for goods transferred to foreign countries by the Federal Government.

3. Compensation of government employees engaged in new own-account investment and related expenditures for goods and services are classified as investment in structures and in software.

4. Consumption of fixed capital, or depreciation, is included in government consumption expenditures as a partial measure of the value of the services of general government fixed assets; use of depreciation assumes a zero net return on these assets.

NOTE.—The quantity indexes on which the estimates in this table are based are shown in table 7.11. The estimates in this table differ from those in table 8.2 because this table shows contributions to real government consumption expenditures and gross investment, whereas table 8.2 shows contributions to real gross domestic product.

Table 8.7.—Selected Per Capita Product and Income Series in Current and Chained Dollars

[Dollars]

|  | 1998    | 1999    | Seasonally adjusted at annual rates |         |         |         |         |         |
|--|---------|---------|-------------------------------------|---------|---------|---------|---------|---------|
|  |         |         | 1998                                |         | 1999    |         |         | 2000    |
|  |         |         | IV                                  | I       | II      | III     | IV      | I       |
| <b>Current dollars:</b>                  |         |         |                                     |         |         |         |         |         |
| Gross domestic product .....             | 32,373  | 33,885  | 32,941                              | 33,338  | 33,530  | 33,993  | 34,675  | 35,301  |
| Gross national product .....             | 32,336  | 33,812  | 32,878                              | 33,285  | 33,477  | 33,937  | 34,545  | 35,146  |
| Personal income .....                    | 27,195  | 28,525  | 27,725                              | 28,037  | 28,348  | 28,632  | 29,077  | 29,458  |
| Disposable personal income .....         | 23,231  | 24,307  | 23,628                              | 23,904  | 24,171  | 24,389  | 24,759  | 25,044  |
| Personal consumption expenditures .....  | 21,614  | 22,907  | 21,993                              | 22,381  | 22,732  | 23,047  | 23,465  | 24,034  |
| Durable goods .....                      | 2,580   | 2,777   | 2,661                               | 2,715   | 2,755   | 2,785   | 2,852   | 2,980   |
| Nondurable goods .....                   | 6,315   | 6,747   | 6,417                               | 6,569   | 6,690   | 6,778   | 6,950   | 7,125   |
| Services .....                           | 12,718  | 13,383  | 12,915                              | 13,096  | 13,287  | 13,483  | 13,662  | 13,930  |
| <b>Chained (1996) dollars:</b>           |         |         |                                     |         |         |         |         |         |
| Gross domestic product .....             | 31,396  | 32,392  | 31,807                              | 32,033  | 32,108  | 32,465  | 32,958  | 33,332  |
| Gross national product .....             | 31,367  | 32,328  | 31,751                              | 31,987  | 32,063  | 32,418  | 32,841  | 33,193  |
| Disposable personal income .....         | 22,569  | 23,244  | 22,859                              | 23,043  | 23,172  | 23,275  | 23,485  | 23,571  |
| Personal consumption expenditures .....  | 20,998  | 21,905  | 21,277                              | 21,574  | 21,792  | 21,994  | 22,257  | 22,621  |
| Durable goods .....                      | 2,703   | 2,986   | 2,820                               | 2,898   | 2,955   | 3,002   | 3,088   | 3,242   |
| Nondurable goods .....                   | 6,228   | 6,502   | 6,305                               | 6,429   | 6,466   | 6,505   | 6,608   | 6,686   |
| Services .....                           | 12,077  | 12,447  | 12,171                              | 12,272  | 12,399  | 12,516  | 12,599  | 12,747  |
| Population (mid-period, thousands) ..... | 270,595 | 273,161 | 271,623                             | 272,145 | 272,778 | 273,518 | 274,204 | 274,714 |

Table 8.8B.—Motor Vehicle Output

[Billions of dollars]

|  | 1998         | 1999         | Seasonally adjusted at annual rates |              |              |              |              |              |
|--|--------------|--------------|-------------------------------------|--------------|--------------|--------------|--------------|--------------|
|  |              |              | 1998                                |              | 1999         |              |              | 2000         |
|  |              |              | IV                                  | I            | II           | III          | IV           | I            |
| <b>Motor vehicle output</b> .....                                | <b>313.3</b> | <b>342.4</b> | <b>345.3</b>                        | <b>325.0</b> | <b>330.9</b> | <b>355.0</b> | <b>358.8</b> | <b>348.9</b> |
| Auto output .....  | 130.5        | 126.9        | 143.5                               | 121.2        | 122.7        | 128.7        | 135.1        | 128.7        |
| Truck output <sup>1</sup> .....                                  | 182.8        | 215.5        | 201.9                               | 203.8        | 208.2        | 226.3        | 223.8        | 220.2        |
| <b>Final sales of domestic product</b> .....                     | <b>312.3</b> | <b>331.9</b> | <b>329.0</b>                        | <b>319.3</b> | <b>329.3</b> | <b>339.2</b> | <b>339.7</b> | <b>351.9</b> |
| <b>Personal consumption expenditures</b> .....                   | <b>228.9</b> | <b>249.7</b> | <b>241.8</b>                        | <b>242.0</b> | <b>248.1</b> | <b>251.9</b> | <b>256.8</b> | <b>273.1</b> |
| New motor vehicles .....   | 173.3        | 189.4        | 181.5                               | 181.8        | 188.3        | 190.1        | 197.6        | 213.4        |
| Autos .....  | 90.6         | 100.6        | 94.3                                | 95.4         | 100.6        | 99.7         | 106.7        | 111.3        |
| Light trucks .....   | 82.7         | 88.8         | 87.2                                | 86.3         | 87.6         | 90.4         | 90.9         | 102.2        |
| Net purchases of used autos .....                                | 55.5         | 60.2         | 60.3                                | 60.2         | 59.8         | 61.8         | 59.1         | 59.7         |
| Private fixed investment .....                                   | 139.2        | 160.8        | 150.7                               | 153.8        | 157.1        | 169.8        | 162.4        | 167.5        |
| New motor vehicles .....   | 175.4        | 199.4        | 187.6                               | 190.8        | 196.4        | 210.6        | 200.0        | 206.8        |
| Autos .....  | 76.7         | 79.3         | 79.2                                | 76.3         | 80.5         | 82.8         | 77.5         | 81.7         |
| Trucks .....   | 98.7         | 120.2        | 108.5                               | 114.5        | 115.9        | 127.7        | 122.6        | 125.1        |
| Light trucks .....   | 64.1         | 78.7         | 69.7                                | 74.4         | 75.7         | 85.4         | 79.1         | 83.9         |
| Other .....  | 34.7         | 41.5         | 38.8                                | 40.1         | 40.2         | 42.3         | 43.4         | 41.2         |
| Net purchases of used autos .....                                | -36.3        | -38.7        | -36.9                               | -37.0        | -39.3        | -40.7        | -37.6        | -39.3        |
| Gross government investment .....                                | 11.9         | 12.9         | 12.9                                | 11.7         | 10.9         | 13.2         | 15.7         | 13.1         |
| Autos .....  | 3.8          | 4.3          | 4.1                                 | 3.8          | 3.7          | 4.3          | 5.3          | 3.5          |
| New trucks .....   | 8.1          | 8.6          | 8.8                                 | 8.0          | 7.2          | 8.9          | 10.4         | 9.6          |
| Net exports .....  | -67.7        | -91.5        | -76.5                               | -88.3        | -86.8        | -95.7        | -95.2        | -101.8       |
| Exports .....  | 26.7         | 25.9         | 26.3                                | 24.6         | 27.0         | 25.1         | 26.7         | 27.2         |
| Autos .....  | 16.2         | 16.4         | 17.2                                | 15.6         | 17.7         | 15.5         | 16.6         | 16.9         |
| Trucks .....   | 10.5         | 9.5          | 9.2                                 | 9.0          | 9.3          | 9.6          | 10.1         | 10.3         |
| Imports .....  | 94.3         | 117.3        | 102.8                               | 112.9        | 113.8        | 120.8        | 121.9        | 129.0        |
| Autos .....  | 79.4         | 96.7         | 86.8                                | 94.1         | 92.0         | 100.2        | 100.8        | 108.0        |
| Trucks .....   | 15.0         | 20.6         | 16.0                                | 18.8         | 21.8         | 20.7         | 21.1         | 21.1         |
| <b>Change in private inventories</b> .....                       | <b>1.0</b>   | <b>10.5</b>  | <b>16.3</b>                         | <b>5.7</b>   | <b>1.6</b>   | <b>15.8</b>  | <b>19.1</b>  | <b>-2.9</b>  |
| Autos .....  | 3.3          | 1.5          | 12.1                                | .9           | -8.4         | 5.4          | 8.2          | 2.9          |
| New .....  | 2.6          | 1.3          | 11.9                                | .2           | -6.1         | 4.1          | 7.1          | 1.1          |
| Domestic .....   | 1.0          | .2           | 9.5                                 | .2           | -7.7         | 3.5          | 4.8          | 0            |
| Foreign .....  | 1.6          | 1.1          | 2.4                                 | 0            | 1.6          | 6            | 2.3          | 1.1          |
| Used .....   | .7           | .2           | .1                                  | .7           | -2.3         | 1.3          | 1.1          | 1.8          |
| New trucks .....   | -2.3         | 9.0          | 4.2                                 | 4.8          | 10.0         | 10.4         | 11.0         | -5.9         |
| Domestic .....   | -2.1         | 8.5          | 4.2                                 | 3.6          | 10.4         | 11.3         | 8.7          | -5.7         |
| Foreign .....  | -1           | .5           | 0                                   | 1.2          | -.4          | -1.0         | 2.2          | -2           |
| <b>Addenda:</b>  |              |              |                                     |              |              |              |              |              |
| Final sales of motor vehicles to domestic purchasers .....       | 379.9        | 423.4        | 405.5                               | 407.6        | 416.1        | 434.9        | 434.9        | 453.7        |
| Private fixed investment in new autos and new light trucks ..... | 140.8        | 157.9        | 148.8                               | 150.7        | 156.2        | 168.3        | 156.6        | 165.6        |
| Domestic output of new autos <sup>2</sup> .....                  | 114.2        | 116.8        | 122.8                               | 114.0        | 114.0        | 121.7        | 117.6        | 121.9        |
| Sales of imported new autos <sup>3</sup> .....                   | 71.2         | 81.3         | 76.7                                | 74.7         | 79.8         | 80.9         | 89.8         | 88.7         |

1. Except for exports and imports, consists of new trucks only.

2. Consists of final sales and change in private inventories of new autos assembled in the United States.

3. Consists of personal consumption expenditures, private fixed investment, and gross government investment.

Table 8.9B.—Real Motor Vehicle Output

[Billions of chained (1996) dollars]

|  | 1998         | 1999         | Seasonally adjusted at annual rates |              |              |              |              |              |
|--|--------------|--------------|-------------------------------------|--------------|--------------|--------------|--------------|--------------|
|  |              |              | 1998                                |              | 1999         |              |              | 2000         |
|  |              |              | IV                                  | I            | II           | III          | IV           | I            |
| <b>Motor vehicle output</b> .....                                | <b>315.7</b> | <b>345.2</b> | <b>348.6</b>                        | <b>329.0</b> | <b>335.7</b> | <b>355.8</b> | <b>360.3</b> | <b>352.9</b> |
| Auto output .....  | 132.3        | 129.9        | 147.2                               | 125.1        | 127.4        | 129.8        | 137.3        | 132.9        |
| Truck output <sup>1</sup> .....                                  | 183.4        | 214.8        | 201.4                               | 203.4        | 207.8        | 225.4        | 222.5        | 219.5        |
| <b>Final sales of domestic product</b> .....                     | <b>314.8</b> | <b>334.9</b> | <b>331.8</b>                        | <b>322.4</b> | <b>333.1</b> | <b>342.2</b> | <b>341.7</b> | <b>355.0</b> |
| <b>Personal consumption expenditures</b> .....                   | <b>230.9</b> | <b>251.5</b> | <b>244.3</b>                        | <b>245.2</b> | <b>251.3</b> | <b>252.8</b> | <b>256.5</b> | <b>274.6</b> |
| New motor vehicles .....   | 173.2        | 189.6        | 181.3                               | 181.9        | 188.8        | 190.3        | 197.5        | 214.2        |
| Autos .....  | 91.2         | 102.1        | 95.0                                | 96.6         | 102.2        | 101.4        | 108.4        | 113.3        |
| Light trucks .....   | 81.9         | 87.5         | 86.2                                | 85.3         | 86.6         | 88.9         | 89.1         | 100.8        |
| Net purchases of used autos .....                                | 57.6         | 61.7         | 63.0                                | 63.2         | 62.4         | 62.4         | 58.9         | 60.2         |
| Private fixed investment .....                                   | 139.0        | 160.3        | 150.1                               | 152.3        | 156.0        | 170.0        | 163.1        | 167.5        |
| New motor vehicles .....   | 177.5        | 201.3        | 188.7                               | 192.2        | 198.2        | 212.7        | 202.0        | 208.9        |
| Autos .....  | 77.3         | 80.5         | 79.8                                | 77.2         | 81.7         | 84.2         | 78.7         | 83.2         |
| Trucks .....   | 100.3        | 120.9        | 109.0                               | 115.0        | 116.6        | 128.5        | 123.3        | 125.7        |
| Light trucks .....   | 66.1         | 81.0         | 71.2                                | 76.3         | 77.9         | 88.1         | 81.8         | 86.8         |
| Other .....  | 34.1         | 39.9         | 37.7                                | 38.8         | 38.8         | 40.6         | 41.5         | 39.2         |
| Net purchases of used autos .....                                | -38.4        | -40.8        | -38.5                               | -39.8        | -42.1        | -42.4        | -38.7        | -41.1        |
| Gross government investment .....                                | 11.9         | 12.8         | 12.8                                | 11.7         | 10.8         | 13.1         | 15.5         | 13.0         |
| Autos .....  | 3.6          | 4.1          | 4.0                                 | 3.7          | 3.5          | 4.1          | 5.1          | 3.4          |
| New trucks .....   | 8.2          | 8.7          | 8.8                                 | 8.0          | 7.3          | 8.9          | 10.4         | 9.6          |
| Net exports .....  | -66.9        | -89.3        | -75.3                               | -86.3        | -84.7        | -93.3        | -93.0        | -99.6        |
| Exports .....  | 26.1         | 25.0         | 25.7                                | 23.9         | 26.2         | 24.3         | 25.6         | 26.0         |
| Autos .....  | 16.0         | 16.0         | 16.9                                | 15.3         | 17.4         | 15.2         | 16.2         | 16.4         |
| Trucks .....   | 10.1         | 9.0          | 8.8                                 | 8.6          | 8.8          | 9.1          | 9.5          | 9.6          |
| Imports .....  | 93.0         | 114.3        | 101.1                               | 110.2        | 110.8        | 117.6        | 118.7        | 125.5        |
| Autos .....  | 78.3         | 94.4         | 85.4                                | 92.0         | 89.7         | 97.7         | 98.4         | 105.4        |
| Trucks .....   | 14.7         | 19.9         | 15.6                                | 18.2         | 21.2         | 19.9         | 20.3         | 20.2         |
| <b>Change in private inventories</b> .....                       | <b>1.0</b>   | <b>10.1</b>  | <b>16.6</b>                         | <b>6.4</b>   | <b>2.5</b>   | <b>13.3</b>  | <b>18.0</b>  | <b>-2.2</b>  |
| Autos .....  | 3.4          | 1.2          | 12.9                                | 1.7          | -7.9         | 3.3          | 7.7          | 3.9          |
| New .....  | 2.6          | 1.0          | 12.6                                | 1.0          | -5.4         | 1.9          | 6.6          | 2.0          |
| Domestic .....   | 1.1          | -1           | 10.4                                | 1.0          | -7.0         | 1.3          | 4.3          | .9           |
| Foreign .....  | 1.5          | 1.1          | 2.2                                 | -1           | 1.5          | .7           | 2.3          | 1.0          |
| Used .....   | .8           | .2           | .1                                  | .8           | -2.5         | 1.3          | 1.1          | 1.9          |
| New trucks .....   | -2.2         | 8.2          | 3.9                                 | 4.5          | 9.2          | 9.4          | 9.9          | -5.4         |
| Domestic .....   | -2.0         | 7.8          | 3.9                                 | 3.3          | 9.6          | 10.2         | 7.9          | -5.2         |
| Foreign .....  | -1           | .5           | 0                                   | 1.1          | -4           | -9           | 2.0          | -2           |
| Residual .....   | -3           | .3           | .1                                  | -1           | .9           | .3           | .5           | -1.3         |
| <b>Addenda:</b>  |              |              |                                     |              |              |              |              |              |
| Final sales of motor vehicles to domestic purchasers .....       | 381.7        | 424.6        | 407.2                               | 409.2        | 418.1        | 436.0        | 435.2        | 455.3        |
| Private fixed investment in new autos and new light trucks ..... | 143.3        | 161.3        | 150.9                               | 153.3        | 159.4        | 172.1        | 160.3        | 169.8        |
| Domestic output of new autos <sup>2</sup> .....                  | 114.6        | 117.7        | 123.8                               | 115.4        | 115.9        | 121.3        | 118.2        | 123.9        |
| Sales of imported new autos <sup>3</sup> .....                   | 71.7         | 82.5         | 77.3                                | 75.5         | 81.0         | 82.2         | 91.2         | 90.3         |

1. Except for exports and imports, consists of new trucks only.

2. Consists of final sales and change in private inventories of new autos assembled in the United States.

3. Consists of personal consumption expenditures, private fixed investment, and gross government investment.

NOTE.—Chained (1996) dollar series are calculated as the product of the chain-type quantity index and the 1996 current-dollar value of the corresponding series, divided by 100. Because the formula for the chain-type quantity indexes uses weights of more than one period, the corresponding chained-dollar estimates are usually not additive. The residual line is the difference between the first line and the sum of the most detailed lines, excluding the lines in the addenda.

Chain-type quantity indexes for the series in this table are shown in table 7.18B.



**B. Other NIPA and NIPA-Related Tables**

**Monthly Estimates:**

Tables B.1 and B.2 include the most recent estimates of personal income and its components; these estimates were released on May 26, 2000 and include "preliminary" estimates for April 2000 and "revised" estimates for January, February and March 2000.

**Table B.1.—Personal Income**

[Billions of dollars; monthly estimates seasonally adjusted at annual rates]

|   | 1998           | 1999           | 1999           |                |                |                |                |                |                |                |                |                | 2000              |                   |                   |                   |
|---|----------------|----------------|----------------|----------------|----------------|----------------|----------------|----------------|----------------|----------------|----------------|----------------|-------------------|-------------------|-------------------|-------------------|
|   |                |                | Mar.           | Apr.           | May            | June           | July           | Aug.           | Sept.          | Oct.           | Nov.           | Dec.           | Jan. <sup>r</sup> | Feb. <sup>r</sup> | Mar. <sup>r</sup> | Apr. <sup>r</sup> |
| <b>Personal income</b> .....  | <b>7,358.9</b> | <b>7,791.8</b> | <b>7,655.3</b> | <b>7,692.7</b> | <b>7,721.8</b> | <b>7,783.3</b> | <b>7,806.0</b> | <b>7,840.0</b> | <b>7,848.1</b> | <b>7,943.4</b> | <b>7,976.8</b> | <b>7,998.6</b> | <b>8,054.0</b>    | <b>8,084.7</b>    | <b>8,138.9</b>    | <b>8,196.0</b>    |
| Wage and salary disbursements .....                                 | 4,186.0        | 4,472.3        | 4,385.8        | 4,410.4        | 4,432.1        | 4,455.4        | 4,491.4        | 4,508.2        | 4,528.5        | 4,556.7        | 4,569.5        | 4,600.5        | 4,640.9           | 4,654.4           | 4,684.0           | 4,727.3           |
| Private industries .....  | 3,493.2        | 3,745.8        | 3,667.7        | 3,690.7        | 3,711.3        | 3,731.9        | 3,764.2        | 3,777.6        | 3,795.6        | 3,821.0        | 3,831.3        | 3,859.0        | 3,889.2           | 3,901.1           | 3,926.1           | 3,966.3           |
| Goods-producing industries .....                                    | 1,038.7        | 1,082.4        | 1,064.4        | 1,070.2        | 1,074.8        | 1,080.4        | 1,089.8        | 1,087.3        | 1,093.6        | 1,101.4        | 1,100.3        | 1,102.5        | 1,115.3           | 1,119.8           | 1,127.1           | 1,137.5           |
| Manufacturing .....   | 757.5          | 779.7          | 767.5          | 770.5          | 774.9          | 779.0          | 786.0          | 785.2          | 788.0          | 793.7          | 789.3          | 789.0          | 796.2             | 799.7             | 800.9             | 811.0             |
| Distributive industries .....                                       | 944.6          | 1,005.8        | 987.8          | 993.4          | 996.4          | 1,003.1        | 1,009.8        | 1,013.1        | 1,017.3        | 1,018.8        | 1,021.1        | 1,037.4        | 1,042.7           | 1,039.7           | 1,046.0           | 1,055.1           |
| Service industries .....  | 1,509.9        | 1,657.6        | 1,615.5        | 1,627.1        | 1,640.0        | 1,648.4        | 1,664.6        | 1,677.2        | 1,684.6        | 1,700.8        | 1,709.9        | 1,719.1        | 1,731.2           | 1,741.6           | 1,753.1           | 1,773.7           |
| Government .....  | 692.8          | 726.5          | 718.1          | 719.8          | 720.8          | 723.5          | 727.2          | 730.7          | 732.9          | 735.7          | 738.3          | 741.5          | 751.7             | 753.2             | 757.9             | 761.0             |
| Other labor income .....  | 515.7          | 535.8          | 529.8          | 531.3          | 533.0          | 534.8          | 536.7          | 538.6          | 540.3          | 541.9          | 543.7          | 545.4          | 548.3             | 550.4             | 552.9             | 555.2             |
| Proprietors' income with IVA and CCA <sub>adj</sub> .....           | 606.1          | 658.5          | 640.9          | 648.4          | 646.6          | 670.8          | 653.7          | 657.8          | 650.6          | 684.2          | 694.8          | 675.9          | 677.5             | 682.0             | 696.6             | 703.5             |
| Farm .....  | 25.1           | 31.3           | 30.1           | 30.1           | 27.3           | 45.0           | 23.5           | 21.4           | 18.0           | 44.9           | 46.1           | 21.8           | 21.9              | 22.3              | 26.9              | 28.8              |
| Nonfarm .....   | 581.0          | 627.3          | 610.8          | 618.4          | 619.4          | 625.8          | 630.2          | 636.4          | 632.5          | 639.3          | 648.7          | 654.1          | 655.6             | 659.7             | 669.8             | 674.7             |
| Rental income of persons with CCA <sub>adj</sub> .....              | 137.4          | 145.9          | 149.3          | 148.6          | 147.3          | 150.5          | 144.9          | 143.6          | 128.5          | 148.2          | 149.2          | 144.4          | 144.4             | 144.9             | 146.2             | 144.4             |
| Personal dividend income .....                                      | 348.3          | 364.3          | 357.6          | 359.3          | 361.2          | 363.0          | 364.9          | 367.0          | 369.0          | 371.1          | 373.1          | 375.2          | 377.5             | 379.7             | 381.6             | 383.3             |
| Personal interest income .....                                      | 897.8          | 931.3          | 909.6          | 914.3          | 921.0          | 926.2          | 932.4          | 938.8          | 945.3          | 952.2          | 958.6          | 964.6          | 968.9             | 972.2             | 976.5             | 980.2             |
| Transfer payments to persons .....                                  | 983.6          | 1,018.2        | 1,012.0        | 1,011.3        | 1,013.0        | 1,016.4        | 1,017.8        | 1,022.6        | 1,023.6        | 1,028.3        | 1,027.8        | 1,034.4        | 1,043.0           | 1,048.5           | 1,049.9           | 1,053.5           |
| Old-age, survivors, disability, and health insurance benefits ..... | 578.1          | 596.4          | 590.5          | 592.0          | 592.5          | 594.5          | 596.8          | 599.4          | 600.8          | 604.2          | 602.4          | 607.4          | 615.1             | 618.5             | 619.6             | 623.3             |
| Government unemployment insurance benefits .....                    | 19.8           | 20.3           | 20.7           | 20.4           | 20.1           | 20.4           | 20.2           | 20.4           | 20.1           | 19.8           | 20.3           | 20.4           | 20.1              | 20.6              | 20.0              | 19.8              |
| Other .....   | 385.7          | 401.5          | 400.8          | 398.9          | 400.3          | 401.5          | 400.8          | 402.8          | 402.8          | 404.2          | 405.1          | 406.6          | 407.9             | 408.4             | 410.3             | 410.4             |
| Less: Personal contributions for social insurance .....             | 315.9          | 334.6          | 329.6          | 331.1          | 332.3          | 333.7          | 335.7          | 336.6          | 337.8          | 339.3          | 339.9          | 341.8          | 346.5             | 347.3             | 348.9             | 351.5             |

<sup>r</sup> Preliminary.  
<sup>r</sup> Revised.  
 CCA<sub>adj</sub> Capital consumption adjustment.

IVA Inventory valuation adjustment.  
 Source: U.S. Department of Commerce, Bureau of Economic Analysis.

**Table B.2. — The Disposition of Personal Income**

[Monthly estimates seasonally adjusted at annual rates]

|  | 1998           | 1999           | 1999           |                |                |                |                |                |                |                |                |                | 2000              |                   |                   |                   |
|--|----------------|----------------|----------------|----------------|----------------|----------------|----------------|----------------|----------------|----------------|----------------|----------------|-------------------|-------------------|-------------------|-------------------|
|  |                |                | Mar.           | Apr.           | May            | June           | July           | Aug.           | Sept.          | Oct.           | Nov.           | Dec.           | Jan. <sup>r</sup> | Feb. <sup>r</sup> | Mar. <sup>r</sup> | Apr. <sup>r</sup> |
| Billions of dollars, unless otherwise indicated                                |                |                |                |                |                |                |                |                |                |                |                |                |                   |                   |                   |                   |
| <b>Personal income</b> .....   | <b>7,358.9</b> | <b>7,791.8</b> | <b>7,655.3</b> | <b>7,692.7</b> | <b>7,721.8</b> | <b>7,783.3</b> | <b>7,806.0</b> | <b>7,840.0</b> | <b>7,848.1</b> | <b>7,943.4</b> | <b>7,976.8</b> | <b>7,998.6</b> | <b>8,054.0</b>    | <b>8,084.7</b>    | <b>8,138.9</b>    | <b>8,196.0</b>    |
| Less: Personal tax and nontax payments .....                                   | 1,072.6        | 1,152.1        | 1,122.2        | 1,129.3        | 1,139.4        | 1,149.5        | 1,159.5        | 1,151.0        | 1,170.7        | 1,176.5        | 1,182.0        | 1,192.9        | 1,203.3           | 1,213.7           | 1,221.1           | 1,233.2           |
| <b>Equals: Disposable personal income</b> .....                                | <b>6,286.2</b> | <b>6,639.7</b> | <b>6,533.1</b> | <b>6,563.5</b> | <b>6,582.4</b> | <b>6,633.8</b> | <b>6,646.5</b> | <b>6,689.0</b> | <b>6,677.4</b> | <b>6,766.9</b> | <b>6,794.8</b> | <b>6,805.7</b> | <b>6,850.7</b>    | <b>6,871.0</b>    | <b>6,917.8</b>    | <b>6,962.8</b>    |
| Less: Personal outlays .....   | 6,056.6        | 6,483.3        | 6,365.4        | 6,390.6        | 6,425.6        | 6,459.6        | 6,485.7        | 6,537.7        | 6,571.0        | 6,606.9        | 6,659.3        | 6,732.7        | 6,778.2           | 6,849.9           | 6,889.6           | 6,914.4           |
| Personal consumption expenditures .....  | 5,848.6        | 6,257.3        | 6,145.0        | 6,168.4        | 6,202.1        | 6,231.8        | 6,259.1        | 6,309.9        | 6,342.2        | 6,376.8        | 6,427.3        | 6,498.3        | 6,542.4           | 6,613.1           | 6,652.0           | 6,676.1           |
| Durable goods .....  | 698.2          | 758.6          | 745.8          | 745.0          | 752.0          | 757.8          | 753.1          | 765.7          | 766.6          | 767.0          | 784.9          | 794.4          | 809.2             | 828.6             | 817.9             | 816.8             |
| Nondurable goods .....   | 1,708.9        | 1,843.1        | 1,801.6        | 1,818.3        | 1,826.3        | 1,829.8        | 1,836.4        | 1,854.9        | 1,870.4        | 1,883.5        | 1,895.9        | 1,938.0        | 1,933.8           | 1,958.9           | 1,979.0           | 1,981.4           |
| Services .....   | 3,441.5        | 3,655.6        | 3,589.6        | 3,605.1        | 3,623.8        | 3,644.1        | 3,669.5        | 3,689.2        | 3,705.1        | 3,726.3        | 3,746.5        | 3,765.9        | 3,799.3           | 3,825.6           | 3,855.2           | 3,877.9           |
| Interest paid by persons .....   | 185.7          | 201.7          | 196.9          | 197.6          | 198.9          | 203.3          | 202.1          | 203.3          | 204.4          | 205.3          | 207.3          | 209.7          | 210.8             | 211.8             | 212.5             | 213.3             |
| Personal transfer payments to the rest of the world (net) .....                | 22.3           | 24.3           | 23.5           | 24.6           | 24.6           | 24.6           | 24.5           | 24.5           | 24.5           | 24.7           | 24.7           | 24.7           | 25.0              | 25.0              | 25.0              |                   |
| <b>Equals: Personal saving</b> .....   | <b>229.7</b>   | <b>156.3</b>   | <b>167.8</b>   | <b>172.9</b>   | <b>156.8</b>   | <b>174.2</b>   | <b>160.8</b>   | <b>151.4</b>   | <b>106.4</b>   | <b>160.0</b>   | <b>135.5</b>   | <b>73.0</b>    | <b>72.5</b>       | <b>21.1</b>       | <b>28.2</b>       | <b>48.4</b>       |
| <b>Addenda:</b>  |                |                |                |                |                |                |                |                |                |                |                |                |                   |                   |                   |                   |
| Disposable personal income:  |                |                |                |                |                |                |                |                |                |                |                |                |                   |                   |                   |                   |
| Billions of chained (1996) dollars <sup>1</sup> .....                          | 6,107.1        | 6,349.4        | 6,297.2        | 6,289.9        | 6,309.8        | 6,362.3        | 6,359.2        | 6,384.7        | 6,354.7        | 6,427.0        | 6,447.2        | 6,444.8        | 6,475.3           | 6,468.4           | 6,482.5           | 6,522.3           |
| Per capita:  |                |                |                |                |                |                |                |                |                |                |                |                |                   |                   |                   |                   |
| Current dollars .....  | 23,231         | 24,307         | 23,989         | 24,082         | 24,131         | 24,299         | 24,323         | 24,455         | 24,390         | 24,696         | 24,780         | 24,802         | 24,951            | 25,013            | 25,167            | 25,314            |
| Chained (1996) dollars .....   | 22,569         | 23,244         | 23,123         | 23,078         | 23,132         | 23,304         | 23,272         | 23,343         | 23,212         | 23,456         | 23,487         | 23,584         | 23,547            | 23,584            | 23,712            | 23,712            |
| Population (thousands) .....   | 270,595        | 273,161        | 272,335        | 272,551        | 272,771        | 273,011        | 273,260        | 273,520        | 273,733        | 274,005        | 274,209        | 274,399        | 274,562           | 274,704           | 274,875           | 275,060           |
| Personal consumption expenditures:   |                |                |                |                |                |                |                |                |                |                |                |                |                   |                   |                   |                   |
| Billions of chained (1996) dollars .....                                       | 5,681.8        | 5,983.6        | 5,923.0        | 5,911.4        | 5,945.2        | 5,976.7        | 5,988.6        | 6,022.9        | 6,035.7        | 6,056.5        | 6,098.5        | 6,153.7        | 6,183.9           | 6,225.6           | 6,233.5           | 6,253.7           |
| Durable goods .....  | 731.5          | 815.7          | 808.6          | 796.6          | 806.4          | 815.3          | 810.8          | 826.0          | 826.9          | 828.9          | 849.3          | 862.0          | 879.2             | 901.9             | 890.7             | 889.7             |
| Nondurable goods .....   | 1,685.3        | 1,776.1        | 1,763.6        | 1,755.4        | 1,765.1        | 1,770.5        | 1,771.9        | 1,782.6        | 1,783.3        | 1,792.4        | 1,805.8        | 1,837.7        | 1,831.7           | 1,839.4           | 1,844.8           | 1,844.8           |
| Services .....   | 3,268.0        | 3,400.1        | 3,359.3        | 3,366.4        | 3,381.4        | 3,399.1        | 3,413.2        | 3,423.1        | 3,434.1        | 3,443.8        | 3,454.3        | 3,466.0        | 3,486.9           | 3,500.6           | 3,518.1           | 3,533.1           |
| Implicit price deflator, 1996=100 .....  | 102.93         | 104.58         | 103.75         | 104.35         | 104.32         | 104.27         | 104.52         | 104.77         | 105.08         | 105.29         | 105.39         | 105.60         | 105.80            | 106.22            | 106.71            | 106.75            |
| Personal saving as percentage of disposable personal income <sup>2</sup> ..... | 3.7            | 2.4            | 2.6            | 2.6            | 2.4            | 2.6            | 2.4            | 2.3            | 1.6            | 2.4            | 2.0            | 1.1            | 1.1               | 0.3               | 0.4               | 0.7               |
| Percent change from preceding period, monthly changes at monthly rates         |                |                |                |                |                |                |                |                |                |                |                |                |                   |                   |                   |                   |
| <b>Personal income, current dollars</b> .....                                  | <b>5.9</b>     | <b>5.9</b>     | <b>0.2</b>     | <b>0.5</b>     | <b>0.4</b>     | <b>0.8</b>     | <b>0.3</b>     | <b>0.4</b>     | <b>0.1</b>     | <b>1.2</b>     | <b>0.4</b>     | <b>0.3</b>     | <b>0.7</b>        | <b>0.4</b>        | <b>0.7</b>        | <b>0.7</b>        |
| Disposable personal income:  |                |                |                |                |                |                |                |                |                |                |                |                |                   |                   |                   |                   |
| Current dollars .....  | 5.1            | 5.6            | .4             | .5             | .3             | .8             | .2             | .6             | -.2            | 1.3            | .4             | .2             | .7                | .3                | .7                | .7                |
| Chained (1996) dollars .....   | 4.1            | 4.0            | .4             | -.1            | .3             | .8             | 0              | .4             | -.5            | 1.1            | .3             | 0              | .5                | -.1               | .2                | .6                |
| Personal consumption expenditures:   |                |                |                |                |                |                |                |                |                |                |                |                |                   |                   |                   |                   |
| Current dollars .....  | 5.9            | 7.0            | .9             | .4             | .5             | .5             | .4             | .8             | .5             | .5             | .8             | 1.1            | .7                | 1.1               | .6                | .4                |
| Chained (1996) dollars .....   | 4.9            | 5.3            | .9             | -.2            | .6             | .5             | .2             | .6             | .2             | .3             | .7             | .9             | .5                | .7                | .1                | .3                |

<sup>r</sup> Preliminary.  
<sup>r</sup> Revised.  
 1. Disposable personal income in chained (1996) dollars equals the current-dollar figure divided by the implicit price deflator for personal consumption expenditures.

2. Monthly estimates equal personal saving for the month as a percentage of disposable personal income for that month.  
 Source: U.S. Department of Commerce, Bureau of Economic Analysis.

***Annual Estimates:***

Except as noted, these tables are derived from the NIPA tables published in the April 2000 SURVEY OF CURRENT BUSINESS; they are consistent with the 1999 comprehensive revision.

“Table B.3.—Gross Domestic Product by Industry, Current-Dollar and Real Estimates” is not published in this issue. The table will be published when the estimates of gross domestic product by industry are revised to incorporate the results of the most recent comprehensive revision of the NIPAs. An article presenting the revised estimates of gross domestic product by industry is scheduled to be published in the June 2000 SURVEY.

Table B.4.—Personal Consumption Expenditures by Type of Expenditure

|   | Billions of dollars |                |                | Billions of chained (1996) dollars |                |                |   | Billions of dollars |              |              | Billions of chained (1996) dollars |              |              |
|---|---------------------|----------------|----------------|------------------------------------|----------------|----------------|---|---------------------|--------------|--------------|------------------------------------|--------------|--------------|
|   | 1996                | 1997           | 1998           | 1996                               | 1997           | 1998           |   | 1996                | 1997         | 1998         | 1996                               | 1997         | 1998         |
| <b>Personal consumption expenditures</b> .....  | <b>5,237.5</b>      | <b>5,524.4</b> | <b>5,848.6</b> | <b>5,237.5</b>                     | <b>5,417.3</b> | <b>5,681.8</b> |   |                     |              |              |                                    |              |              |
| <b>Food and tobacco</b> .....   | <b>834.1</b>        | <b>866.3</b>   | <b>907.4</b>   | <b>834.1</b>                       | <b>846.2</b>   | <b>866.2</b>   | Brokerage charges and investment counseling (s.) .....  | 43.2                | 50.9         | 59.2         | 43.2                               | 51.1         | 60.9         |
| Food purchased for off-premise consumption (n.d.) .....   | 476.7               | 489.5          | 509.4          | 476.7                              | 480.5          | 494.0          | Bank service charges, trust services, and safe deposit box rental (s.) .....                              | 42.9                | 47.9         | 55.7         | 42.9                               | 45.7         | 51.7         |
| Purchased meals and beverages <sup>1</sup> (n.d.) .....   | 300.5               | 318.5          | 334.7          | 300.5                              | 309.8          | 317.6          | Services furnished without payment by financial intermediaries except life insurance carriers (s.) .....  | 177.0               | 203.3        | 218.4        | 177.0                              | 186.3        | 198.2        |
| Food furnished to employees (including military) (n.d.) .....   | 8.2                 | 8.5            | 8.8            | 8.2                                | 8.3            | 8.4            | Expense of handling life insurance and pension plans <sup>17</sup> (s.) .....                             | 81.3                | 89.0         | 91.3         | 81.3                               | 84.5         | 82.4         |
| Food produced and consumed on farms (n.d.) .....  | .5                  | .5             | .5             | .5                                 | .5             | .5             | Legal services (s.) .....   | 51.5                | 55.0         | 58.5         | 51.5                               | 52.9         | 53.8         |
| Tobacco products (n.d.) .....   | 48.2                | 49.3           | 54.0           | 48.2                               | 47.1           | 45.8           | Funeral and burial expenses (s.) .....  | 14.5                | 15.3         | 16.0         | 14.5                               | 14.6         | 14.7         |
| Addenda: Food excluding alcoholic beverages (n.d.) .....  | 689.1               | 715.2          | 745.2          | 689.1                              | 699.7          | 716.5          | Other <sup>18</sup> (s.) .....  | 24.8                | 26.9         | 29.5         | 24.8                               | 26.0         | 27.6         |
| Alcoholic beverages purchased for off-premise consumption (n.d.) .....                                    | 56.1                | 58.3           | 61.3           | 56.1                               | 57.4           | 60.0           | <b>Transportation</b> .....   | <b>594.6</b>        | <b>623.7</b> | <b>647.4</b> | <b>594.6</b>                       | <b>616.4</b> | <b>653.8</b> |
| Other alcoholic beverages (n.d.) .....  | 40.7                | 43.5           | 46.9           | 40.7                               | 42.0           | 44.1           | User-operated transportation .....  | 550.2               | 575.6        | 598.0        | 550.2                              | 570.3        | 606.1        |
| <b>Clothing, accessories, and jewelry</b> .....   | <b>333.3</b>        | <b>348.2</b>   | <b>367.9</b>   | <b>333.3</b>                       | <b>348.8</b>   | <b>375.8</b>   | New autos (d.) .....  | 81.9                | 82.8         | 90.6         | 81.9                               | 82.7         | 91.2         |
| Shoes (n.d.) .....  | 38.8                | 40.0           | 41.6           | 38.8                               | 40.1           | 42.0           | Net purchases of used autos (d.) .....  | 51.4                | 53.4         | 55.5         | 51.4                               | 54.8         | 57.6         |
| Clothing and accessories except shoes <sup>2</sup> .....  | 219.5               | 230.9          | 244.4          | 219.5                              | 230.7          | 249.8          | Other motor vehicles (d.) .....   | 64.3                | 67.2         | 101.4        | 64.3                               | 66.4         | 100.6        |
| Women's and children's (n.d.) .....   | 140.8               | 147.7          | 155.6          | 140.8                              | 148.0          | 160.6          | Tires, tubes, accessories, and other parts (d.) .....   | 38.7                | 39.7         | 41.7         | 38.7                               | 39.9         | 42.3         |
| Men's and boys' (n.d.) .....  | 78.6                | 83.2           | 88.8           | 78.6                               | 82.7           | 89.2           | Repair, greasing, washing, parking, storage, rental, and leasing (s.) .....                               | 134.2               | 145.9        | 153.8        | 134.2                              | 143.9        | 149.0        |
| Standard clothing issued to military personnel (n.d.) .....   | .3                  | .3             | .3             | .3                                 | .3             | .3             | Gasoline and oil (n.d.) .....   | 124.2               | 126.2        | 112.9        | 124.2                              | 126.2        | 127.7        |
| Cleaning, storage, and repair of clothing and shoes (s.) .....  | 12.7                | 13.5           | 13.4           | 12.7                               | 13.2           | 12.9           | Bridge, tunnel, ferry, and road tolls (s.) .....  | 3.7                 | 4.0          | 4.4          | 3.7                                | 3.9          | 3.9          |
| Jewelry and watches (d.) .....  | 40.3                | 41.2           | 44.2           | 40.3                               | 42.8           | 47.7           | Insurance <sup>19</sup> (s.) .....  | 31.8                | 36.3         | 37.8         | 31.8                               | 32.5         | 33.6         |
| Other <sup>3</sup> (s.) .....   | 21.7                | 22.3           | 24.0           | 21.7                               | 21.8           | 23.2           | Purchased local transportation .....  | 11.2                | 11.8         | 12.1         | 11.2                               | 11.6         | 12.0         |
| <b>Personal care</b> .....  | <b>71.6</b>         | <b>76.1</b>    | <b>80.5</b>    | <b>71.6</b>                        | <b>75.1</b>    | <b>78.2</b>    | Mass transit systems (s.) .....   | 7.7                 | 8.1          | 8.4          | 7.7                                | 8.0          | 8.3          |
| Toilet articles and preparations (n.d.) .....   | 48.0                | 50.6           | 53.8           | 48.0                               | 50.5           | 52.9           | Taxicab (s.) .....  | 3.5                 | 3.7          | 3.7          | 3.5                                | 3.6          | 3.7          |
| Barbershops, beauty parlors, and health clubs (s.) .....  | 23.5                | 25.5           | 26.8           | 23.5                               | 24.6           | 25.4           | Purchased intercity transportation .....  | 33.3                | 36.3         | 37.2         | 33.3                               | 34.5         | 35.7         |
| <b>Housing</b> .....  | <b>772.5</b>        | <b>809.8</b>   | <b>855.9</b>   | <b>772.6</b>                       | <b>786.5</b>   | <b>805.6</b>   | Railway (s.) .....  | .6                  | .7           | .7           | .6                                 | .7           | .7           |
| Owner-occupied nonfarm dwellings <sup>4</sup> (s.) .....  | 555.4               | 585.5          | 622.6          | 555.4                              | 569.0          | 586.6          | Bus (s.) .....  | 1.8                 | 1.8          | 2.0          | 1.8                                | 1.8          | 1.8          |
| Tenant-occupied nonfarm dwellings <sup>5</sup> (s.) .....   | 180.6               | 186.0          | 193.6          | 180.6                              | 180.9          | 182.6          | Airline (s.) .....  | 26.2                | 29.0         | 29.5         | 26.2                               | 27.4         | 28.3         |
| Rental value of farm dwellings (s.) .....   | 6.2                 | 6.4            | 6.6            | 6.2                                | 6.0            | 5.9            | Other <sup>20</sup> (s.) .....  | 4.7                 | 4.7          | 5.1          | 4.7                                | 4.6          | 4.9          |
| Other <sup>6</sup> (s.) .....   | 30.2                | 31.9           | 33.1           | 30.2                               | 30.6           | 30.5           | <b>Recreation</b> .....   | <b>429.6</b>        | <b>457.8</b> | <b>494.7</b> | <b>429.6</b>                       | <b>464.6</b> | <b>512.2</b> |
| <b>Household operation</b> .....  | <b>589.2</b>        | <b>617.5</b>   | <b>646.5</b>   | <b>589.2</b>                       | <b>611.2</b>   | <b>643.7</b>   | Books and maps (d.) .....   | 24.9                | 26.6         | 27.8         | 24.9                               | 26.3         | 26.8         |
| Furniture, including mattresses and bedspreads (d.) .....   | 50.9                | 54.1           | 57.0           | 50.9                               | 54.2           | 57.2           | Magazines, newspapers and sheet music (n.d.) .....  | 27.6                | 29.5         | 31.9         | 27.6                               | 29.2         | 30.9         |
| Kitchen and other household appliances <sup>7</sup> (d.) .....  | 30.0                | 30.9           | 32.3           | 30.0                               | 31.0           | 32.9           | Non-durable toys and sport supplies (n.d.) .....  | 50.6                | 53.7         | 57.7         | 50.6                               | 54.2         | 61.1         |
| China, glassware, tableware and utensils (d.) .....   | 25.4                | 27.1           | 29.2           | 25.4                               | 27.3           | 28.9           | Wheel goods, sports and photographic equipment, boats, and pleasure aircraft (d.) .....                   | 40.5                | 43.2         | 47.1         | 40.5                               | 43.4         | 47.9         |
| Other durable house furnishings <sup>8</sup> (d.) .....   | 50.5                | 53.4           | 57.6           | 50.5                               | 51.5           | 57.1           | Video and audio goods, including musical instruments, and computer goods (d.) .....                       | 80.0                | 84.0         | 92.6         | 80.0                               | 97.0         | 124.5        |
| Semidurable house furnishings <sup>9</sup> (n.d.) .....   | 31.0                | 32.6           | 34.6           | 31.0                               | 33.3           | 36.2           | Video and audio goods, including musical instruments (d.) .....   | 56.4                | 57.8         | 62.2         | 56.4                               | 60.3         | 68.2         |
| Cleaning and polishing preparations, and miscellaneous household supplies and paper products (n.d.) ..... | 49.8                | 51.5           | 54.3           | 49.8                               | 51.0           | 52.9           | Computers, peripherals, and software (d.) .....   | 23.6                | 26.2         | 30.4         | 23.6                               | 38.1         | 63.9         |
| Stationery and writing supplies (n.d.) .....  | 18.8                | 20.0           | 21.3           | 18.8                               | 19.1           | 19.9           | Radio and television repair (s.) .....  | 3.7                 | 3.9          | 3.9          | 3.7                                | 3.8          | 3.8          |
| Household utilities .....   | 185.0               | 188.6          | 186.8          | 185.0                              | 184.6          | 187.1          | Flowers, seeds, and potted plants (n.d.) .....  | 14.9                | 15.6         | 16.5         | 14.9                               | 16.1         | 16.8         |
| Electricity (s.) .....  | 93.3                | 93.8           | 95.9           | 93.3                               | 93.3           | 93.3           | Admissions to specified spectator amusements .....  | 20.7                | 22.2         | 23.8         | 20.7                               | 21.6         | 22.6         |
| Gas (s.) .....  | 35.5                | 36.6           | 32.2           | 35.5                               | 34.2           | 30.7           | Motion picture theaters (s.) .....  | 5.8                 | 6.4          | 6.8          | 5.8                                | 6.2          | 6.5          |
| Water and other sanitary services (s.) .....  | 40.7                | 43.0           | 45.4           | 40.7                               | 42.0           | 42.9           | Legitimate theaters and opera, and entertainments of nonprofit institutions (except athletics) (s.) ..... | 8.0                 | 8.7          | 9.4          | 8.0                                | 8.4          | 8.9          |
| Fuel oil and coal (n.d.) .....  | 15.6                | 15.2           | 13.2           | 15.6                               | 15.1           | 14.5           | Spectator sports <sup>21</sup> (s.) .....   | 6.9                 | 7.1          | 7.6          | 6.9                                | 6.9          | 7.2          |
| Telephone and telegraph (s.) .....  | 97.1                | 103.9          | 113.1          | 97.1                               | 103.7          | 114.6          | Clubs and fraternal organizations <sup>22</sup> (s.) .....  | 14.0                | 14.4         | 14.9         | 14.0                               | 14.1         | 14.1         |
| Domestic service (s.) .....   | 13.6                | 13.8           | 16.0           | 13.6                               | 13.5           | 15.2           | Commercial participant amusements <sup>23</sup> (s.) .....  | 48.3                | 52.3         | 56.2         | 48.3                               | 51.1         | 53.8         |
| Other <sup>10</sup> (s.) .....  | 37.1                | 41.6           | 44.2           | 37.1                               | 40.4           | 42.1           | Pari-mutuel net receipts (s.) .....   | 3.5                 | 3.6          | 3.7          | 3.5                                | 3.5          | 3.5          |
| <b>Medical care</b> .....   | <b>932.3</b>        | <b>977.6</b>   | <b>1,032.3</b> | <b>932.3</b>                       | <b>956.6</b>   | <b>987.4</b>   | Other <sup>24</sup> (s.) .....  | 100.8               | 109.0        | 118.6        | 100.8                              | 105.1        | 110.8        |
| Drug preparations and sundries <sup>11</sup> (n.d.) .....   | 100.3               | 108.1          | 116.8          | 100.3                              | 106.5          | 112.6          | <b>Education and research</b> .....   | <b>122.3</b>        | <b>130.7</b> | <b>139.2</b> | <b>122.3</b>                       | <b>126.1</b> | <b>130.1</b> |
| Ophthalmic products and orthopedic appliances (d.) .....  | 17.6                | 19.4           | 21.2           | 17.6                               | 19.1           | 20.5           | Higher education <sup>25</sup> (s.) .....   | 66.1                | 69.2         | 71.8         | 66.1                               | 66.7         | 66.7         |
| Physicians (s.) .....   | 199.1               | 206.9          | 219.6          | 199.1                              | 204.1          | 212.2          | Nursery, elementary, and secondary schools <sup>26</sup> (s.) .....                                       | 27.4                | 29.0         | 30.1         | 27.4                               | 28.1         | 28.3         |
| Dentists (s.) .....   | 48.4                | 52.0           | 54.8           | 48.4                               | 49.7           | 50.2           | Other <sup>27</sup> (s.) .....  | 28.8                | 32.4         | 37.3         | 28.8                               | 31.4         | 35.2         |
| Other professional services <sup>12</sup> (s.) .....  | 119.7               | 125.1          | 131.8          | 119.7                              | 120.4          | 123.8          | <b>Religious and welfare activities</b> <sup>28</sup> (s.) .....  | <b>146.8</b>        | <b>150.3</b> | <b>163.5</b> | <b>146.8</b>                       | <b>145.9</b> | <b>154.7</b> |
| Hospitals and nursing homes <sup>13</sup> .....   | 390.8               | 408.5          | 428.4          | 390.8                              | 400.8          | 410.4          | <b>Foreign travel and other, net</b> .....  | <b>-24.1</b>        | <b>-21.8</b> | <b>-15.3</b> | <b>-24.1</b>                       | <b>-20.7</b> | <b>-11.8</b> |
| Hospitals .....   | 327.6               | 341.9          | 357.1          | 327.6                              | 336.5          | 344.3          | Foreign travel by U.S. residents <sup>29</sup> (s.) .....   | 57.6                | 63.4         | 68.2         | 57.6                               | 62.3         | 68.5         |
| Nonprofit (s.) .....  | 213.5               | 221.3          | 230.6          | 213.5                              | 216.9          | 219.8          | Expenditures abroad by U.S. residents (n.d.) .....  | 2.2                 | 2.9          | 3.7          | 2.2                                | 3.3          | 4.1          |
| Proprietary (s.) .....  | 38.7                | 41.6           | 43.3           | 38.7                               | 41.3           | 42.7           | Less: Expenditures in the United States by nonresidents <sup>30</sup> (s.) .....                          | 82.4                | 86.5         | 85.4         | 82.4                               | 84.7         | 82.7         |
| Government (s.) .....   | 75.4                | 79.0           | 83.2           | 75.4                               | 78.3           | 81.9           | Less: Personal remittances in kind to nonresidents (n.d.) .....   | 1.5                 | 1.6          | 1.6          | 1.5                                | 1.6          | 1.6          |
| Nursing homes (s.) .....  | 63.2                | 66.7           | 71.3           | 63.2                               | 64.3           | 66.2           | Residual .....  |                     |              |              | .1                                 | -2.8         | -16.8        |
| Health insurance .....  | 56.6                | 57.6           | 59.8           | 56.6                               | 56.0           | 57.9           |   |                     |              |              |                                    |              |              |
| Medical care and hospitalization <sup>14</sup> (s.) .....   | 45.3                | 46.9           | 49.7           | 45.3                               | 45.0           | 46.3           |   |                     |              |              |                                    |              |              |
| Income loss <sup>15</sup> (s.) .....  | 1.0                 | 1.2            | 1.4            | 1.0                                | 1.0            | 1.1            |   |                     |              |              |                                    |              |              |
| Workers' compensation <sup>16</sup> (s.) .....  | 10.3                | 9.6            | 8.7            | 10.3                               | 10.0           | 10.5           |   |                     |              |              |                                    |              |              |
| <b>Personal business</b> .....  | <b>435.1</b>        | <b>488.3</b>   | <b>528.6</b>   | <b>435.1</b>                       | <b>460.8</b>   | <b>488.5</b>   |   |                     |              |              |                                    |              |              |

1. Consists of purchases (including tips) of meals and beverages from retail, service, and amusement establishments, hotels, dining and buffet cars, schools, school fraternities, institutions, clubs, and industrial lunchrooms. Includes meals and beverages consumed both on- and off-premise.

2. Includes luggage.

3. Consists of watch, clock, and jewelry repairs, costume and dress suit rental, and miscellaneous personal services.

4. Consists of rent for space and for heating and plumbing facilities, water heaters, lighting fixtures, kitchen cabinets, linoleum, storm windows and doors, window screens, and screen doors, but excludes rent for appliances and furniture and purchases of fuel and electricity.

5. Consists of space rent (see footnote 4) and rent for appliances, furnishings, and furniture.

6. Consists of transient hotels, motels, clubs, schools, and other group housing.

7. Consists of refrigerators and freezers, cooking ranges, dishwashers, laundry equipment, stoves, room air conditioners, sewing machines, vacuum cleaners, and other appliances.

8. Includes such house furnishings as floor coverings, comforters, quilts, blankets, pillows, picture frames, mirrors, art products, portable lamps, and clocks. Also includes writing equipment and hand, power, and garden tools.

9. Consists largely of textile house furnishings, including piece goods allocated to house furnishing use. Also includes lamp shades, brooms, and brushes.

10. Consists of maintenance services for appliances and house furnishings, moving and warehouse expenses, postage and express charges, premiums for fire and theft insurance on personal property less benefits and dividends, and miscellaneous household operation services.

11. Excludes drug preparations and related products dispensed by physicians, hospitals, and other medical services.

12. Consists of osteopathic physicians, chiropractors, private duty nurses, chiropractors, podiatrists, and others providing health and allied services, not elsewhere classified.

13. Consists of (1) current expenditures (including consumption of fixed capital) of nonprofit hospitals and nursing homes, and (2) payments by patients to proprietary and government hospitals and nursing homes.

14. Consists of (1) premiums, less benefits and dividends, for health, hospitalization, and accidental death and dismemberment insurance provided by commercial insurance carriers, and (2) administrative expenses (including consumption of fixed capital) of nonprofit and self-insured health plans.

15. Consists of premiums, less benefits and dividends, for income loss insurance.

16. Consists of premiums, less benefits and dividends, for privately administered workers' compensation.

17. Consists of (1) operating expenses of commercial life insurance carriers, (2) administrative expenses of private noninsured pension plans and publicly administered government employee retirement plans, and (3) premiums, less benefits and dividends, of fraternal benefit societies.

18. Consists of (1) premiums, less benefits and dividends, for stock companies and services furnished without payment by banks, credit agencies, and investment companies. For pension and retirement plans, excludes services furnished without payment by banks, credit agencies, and investment companies.

19. Consists of current expenditures (including consumption of fixed capital) of trade unions and professional associations, employment agency fees, money order fees, spending for classified advertisements, tax return preparation

services, and other personal business services.

20. Consists of premiums, less benefits and dividends, for motor vehicle insurance.

21. Consists of baggage charges, coastal and inland waterway fares, travel agents' fees, and airport bus fares.

22. Consists of admissions to professional and amateur athletic events and to racetracks.

23. Consists of dues and fees excluding insurance premiums.

24. Consists of billiard parlors; bowling alleys; dancing, riding, shooting, skating, and swimming places; amusement devices and parks; golf courses; sightseeing buses and guides; private flying operations; casino gambling; and other commercial participant amusements.

25. Consists of net receipts of lotteries and expenditures for purchases of pets and pet care services, cable TV, film processing, photographic studios, sporting and recreation camps, video cassette rentals, and recreational services, not elsewhere classified.

26. For private institutions, equals current expenditures (including consumption of fixed capital) less receipts—such as those from meals, rooms, and entertainments—accounted for separately in consumer expenditures, and less expenditures for research and development financed under contracts or grants. For government institutions, equals student payments of tuition.

27. For private institutions, equals current expenditures (including consumption of fixed capital) less receipts—such as those from meals, rooms, and entertainments—accounted for separately in consumer expenditures. For government institutions, equals student payments of tuition. Excludes child day care services, which are included in religious and welfare activities.

28. Consists of (1) fees paid to commercial, business, trade, and correspondence schools and for educational services, not elsewhere classified, and (2) current expenditures (including consumption of fixed capital) by research organizations and foundations for education and research.

29. For nonprofit institutions, equals current expenditures (including consumption of fixed capital) of religious, social welfare, foreign relief, and political organizations, museums, libraries, and foundations. The expenditures are net of receipts such as those from meals, rooms, and entertainments accounted for separately in consumer expenditures, and excludes relief payments within the United States and expenditures by foundations for education and research. For proprietary and government institutions, equals receipts from users.

Table B.5.—Private Fixed Investment in Structures by Type

|   | Billions of dollars |              |              | Billions of chained (1996) dollars |              |              |
|---|---------------------|--------------|--------------|------------------------------------|--------------|--------------|
|   | 1996                | 1997         | 1998         | 1996                               | 1997         | 1998         |
| <b>Private fixed investment in structures</b> ..... | <b>530.6</b>        | <b>575.4</b> | <b>633.2</b> | <b>530.6</b>                       | <b>556.8</b> | <b>595.8</b> |
| <b>Nonresidential</b> .....                         | <b>225.0</b>        | <b>254.1</b> | <b>272.8</b> | <b>225.0</b>                       | <b>244.0</b> | <b>254.1</b> |
| New .....   | 224.6               | 252.9        | 272.6        | 224.6                              | 242.8        | 253.9        |
| Nonresidential buildings, excluding farm .....      | 158.0               | 177.1        | 193.1        | 158.0                              | 171.6        | 180.9        |
| Industrial .....                                    | 32.7                | 31.4         | 32.3         | 32.7                               | 30.4         | 30.2         |
| Commercial .....                                    | 78.7                | 89.7         | 100.0        | 78.7                               | 86.9         | 93.8         |
| Office buildings <sup>1</sup> .....                 | 32.4                | 39.9         | 48.3         | 32.4                               | 38.7         | 45.3         |
| Other <sup>2</sup> .....                            | 46.3                | 49.8         | 51.7         | 46.3                               | 48.2         | 48.5         |
| Religious .....                                     | 4.4                 | 5.6          | 6.5          | 4.4                                | 5.4          | 6.1          |
| Educational .....                                   | 7.7                 | 9.8          | 10.8         | 7.7                                | 9.5          | 10.2         |
| Hospital and institutional .....                    | 13.1                | 15.1         | 15.2         | 13.1                               | 14.6         | 14.3         |
| Other <sup>3</sup> .....                            | 21.4                | 25.5         | 28.2         | 21.4                               | 24.7         | 26.4         |
| Utilities .....                                     | 36.0                | 36.5         | 39.2         | 36.0                               | 35.7         | 38.0         |
| Railroads .....                                     | 4.4                 | 4.9          | 5.3          | 4.4                                | 4.8          | 5.1          |
| Telecommunications .....                            | 11.7                | 12.6         | 14.3         | 11.7                               | 12.4         | 14.1         |
| Electric light and power .....                      | 11.3                | 11.3         | 11.7         | 11.3                               | 11.1         | 11.2         |
| Gas .....   | 7.6                 | 6.6          | 6.6          | 7.6                                | 6.5          | 6.3          |
| Petroleum pipelines .....                           | 1.0                 | 1.0          | 1.3          | 1.0                                | .9           | 1.2          |
| Farm .....  | 3.7                 | 3.8          | 3.9          | 3.7                                | 3.7          | 3.6          |
| Mining exploration, shafts, and wells .....         | 21.1                | 30.0         | 30.0         | 21.1                               | 26.4         | 25.4         |
| Petroleum and natural gas .....                     | 19.4                | 28.3         | 28.0         | 19.4                               | 24.7         | 23.5         |
| Other .....   | 1.7                 | 1.7          | 2.0          | 1.7                                | 1.6          | 1.9          |
| Other <sup>4</sup> .....                            | 5.8                 | 5.5          | 6.4          | 5.8                                | 5.3          | 6.0          |
| Brokers' commissions on sale of structures .....    | 1.8                 | 2.0          | 2.2          | 1.8                                | 2.0          | 2.1          |
| Net purchases of used structures .....              | -1.4                | -8           | -2.0         | -1.4                               | -8           | -1.9         |
| <b>Residential</b> .....                            | <b>305.6</b>        | <b>321.3</b> | <b>360.4</b> | <b>305.6</b>                       | <b>312.7</b> | <b>341.8</b> |
| New .....   | 269.8               | 282.1        | 314.4        | 269.8                              | 273.8        | 297.5        |
| New housing units .....                             | 192.2               | 200.8        | 229.1        | 192.2                              | 194.9        | 216.7        |
| Permanent site .....                                | 179.4               | 187.3        | 213.9        | 179.4                              | 181.7        | 202.0        |
| Single-family structures .....                      | 159.1               | 164.4        | 189.5        | 159.1                              | 159.8        | 180.3        |
| Multifamily structures .....                        | 20.3                | 22.9         | 24.5         | 20.3                               | 21.9         | 21.8         |
| Manufactured homes .....                            | 12.8                | 13.5         | 15.2         | 12.8                               | 13.3         | 14.7         |
| Improvements .....                                  | 77.0                | 80.5         | 84.4         | 77.0                               | 78.1         | 79.9         |
| Other <sup>5</sup> .....                            | .6                  | .8           | .9           | .6                                 | .8           | .9           |
| Brokers' commissions on sale of structures .....    | 37.5                | 41.7         | 49.0         | 37.5                               | 41.4         | 47.3         |
| Net purchases of used structures .....              | -1.7                | -2.5         | -3.0         | -1.7                               | -2.4         | -2.9         |
| <b>Residual</b> .....                               |                     |              |              | 0                                  | .2           | -3           |

1. Consists of office buildings, except those constructed at industrial sites and those constructed by utilities for their own use.  
 2. Consists of stores, restaurants, garages, service stations, warehouses, mobile structures, and other buildings used for commercial purposes.  
 3. Consists of hotels and motels, buildings used primarily for social and recreational activities, and buildings not elsewhere classified, such as passenger terminals, greenhouses, and animal hospitals.  
 4. Consists primarily of streets, dams and reservoirs, sewer and water facilities, parks, and airfields.  
 5. Consists primarily of dormitories and of fraternity and sorority houses.

NOTE.—Chained (1996) dollar series are calculated as the product of the chain-type quantity index and the 1996 current-dollar value of the corresponding series, divided by 100. Because the formula for the chain-type quantity indexes uses weights of more than one period, the corresponding chained-dollar estimates are usually not additive. The residual line is the difference between the first line and the sum of the most detailed lines.

Table B.6.—Private Fixed Investment in Equipment and Software by Type

|   | Billions of dollars |              |              | Billions of chained (1996) dollars |              |              |
|---|---------------------|--------------|--------------|------------------------------------|--------------|--------------|
|   | 1996                | 1997         | 1998         | 1996                               | 1997         | 1998         |
| <b>Private fixed investment in equipment and software</b> .....       | <b>682.1</b>        | <b>739.9</b> | <b>826.8</b> | <b>682.1</b>                       | <b>759.7</b> | <b>879.0</b> |
| <b>Nonresidential equipment and software</b> .....                    | <b>674.4</b>        | <b>732.1</b> | <b>818.5</b> | <b>674.4</b>                       | <b>751.9</b> | <b>870.6</b> |
| Information processing equipment and software .....                   | 287.3               | 315.4        | 356.9        | 287.3                              | 339.4        | 418.5        |
| Computers and peripheral equipment <sup>1</sup> .....                 | 70.9                | 76.7         | 88.5         | 70.9                               | 99.0         | 154.2        |
| Software <sup>2</sup> .....   | 95.1                | 106.6        | 123.4        | 95.1                               | 109.4        | 129.2        |
| Communication equipment .....   | 65.6                | 73.0         | 83.6         | 65.6                               | 73.8         | 85.9         |
| Instruments .....   | 33.3                | 35.0         | 36.3         | 33.3                               | 34.8         | 36.1         |
| Photocopy and related equipment .....                                 | 14.7                | 15.8         | 15.2         | 14.7                               | 15.7         | 15.4         |
| Office and accounting equipment .....                                 | 7.8                 | 8.3          | 9.8          | 7.8                                | 8.4          | 9.8          |
| Industrial equipment .....  | 136.4               | 142.3        | 150.2        | 136.4                              | 141.3        | 148.1        |
| Fabricated metal products .....                                       | 13.4                | 13.2         | 14.0         | 13.4                               | 13.1         | 13.9         |
| Engines and turbines .....  | 4.3                 | 3.5          | 4.3          | 4.3                                | 3.5          | 4.2          |
| Metalworking machinery .....  | 31.7                | 35.0         | 36.4         | 31.7                               | 34.9         | 36.0         |
| Special industry machinery, n.e.c. .....                              | 34.6                | 35.2         | 35.7         | 34.6                               | 34.9         | 35.0         |
| General industrial, including materials handling, equipment .....     | 31.6                | 33.5         | 36.8         | 31.6                               | 33.1         | 36.1         |
| Electrical transmission, distribution, and industrial apparatus ..... | 20.9                | 21.9         | 23.0         | 20.9                               | 21.9         | 23.0         |
| Transportation equipment .....  | 138.9               | 150.9        | 176.0        | 138.9                              | 149.6        | 175.3        |
| Trucks, buses, and truck trailers .....                               | 77.9                | 87.0         | 97.0         | 77.9                               | 87.4         | 98.5         |
| Autos .....   | 41.3                | 41.7         | 40.5         | 41.3                               | 40.2         | 39.0         |
| Aircraft .....  | 12.2                | 14.4         | 28.0         | 12.2                               | 14.2         | 27.5         |
| Ships and boats .....   | 2.2                 | 2.2          | 3.0          | 2.2                                | 2.2          | 2.9          |
| Railroad equipment .....  | 5.4                 | 5.6          | 7.5          | 5.4                                | 5.7          | 7.6          |
| Other equipment .....   | 116.5               | 128.0        | 140.5        | 116.4                              | 126.7        | 137.9        |
| Furniture and fixtures .....  | 27.6                | 31.2         | 33.7         | 27.6                               | 30.7         | 33.0         |
| Tractors .....  | 10.6                | 11.4         | 12.1         | 10.6                               | 11.4         | 12.0         |
| Agricultural machinery, except tractors .....                         | 11.4                | 12.2         | 12.9         | 11.4                               | 12.1         | 12.6         |
| Construction machinery, except tractors .....                         | 17.3                | 19.6         | 22.4         | 17.3                               | 19.2         | 21.6         |
| Mining and oilfield machinery .....                                   | 2.8                 | 3.1          | 4.6          | 2.8                                | 3.0          | 4.5          |
| Service industry machinery .....                                      | 14.2                | 14.4         | 15.7         | 14.2                               | 14.2         | 15.3         |
| Electrical equipment, n.e.c. .....                                    | 10.6                | 11.6         | 12.8         | 10.6                               | 11.8         | 13.1         |
| Other .....   | 21.9                | 24.5         | 26.2         | 21.9                               | 24.3         | 25.8         |
| Less: Sale of equipment scrap, excluding autos .....                  | 4.6                 | 4.5          | 4.9          | 4.6                                | 4.4          | 5.7          |
| <b>Residential equipment</b> .....                                    | <b>7.7</b>          | <b>7.9</b>   | <b>8.3</b>   | <b>7.7</b>                         | <b>7.9</b>   | <b>8.4</b>   |
| <b>Residual</b> .....   |                     |              |              | -3                                 | -2.7         | -15.9        |
| <b>Addenda:</b>   |                     |              |              |                                    |              |              |
| Private fixed investment in equipment and software .....              | 682.1               | 739.9        | 826.8        |                                    |              |              |
| Less: Dealers' margin on used equipment .....                         | 7.0                 | 7.4          | 8.3          |                                    |              |              |
| Net purchases of used equipment from government .....                 | .8                  | .9           | .9           |                                    |              |              |
| Plus: Net sales of used equipment .....                               | 38.4                | 38.9         | 40.7         |                                    |              |              |
| Net exports of used equipment .....                                   | .4                  | .4           | .7           |                                    |              |              |
| Sale of equipment scrap .....   | 4.7                 | 4.6          | 5.0          |                                    |              |              |
| Equals: Private fixed investment in new equipment and software .....  | 717.7               | 775.7        | 864.2        |                                    |              |              |

1. Includes new computers and peripheral equipment only.  
 2. Excludes software "embedded," or bundled, in computers and other equipment.

NOTE.—Chained (1996) dollar series are calculated as the product of the chain-type quantity index and the 1996 current-dollar value of the corresponding series, divided by 100. Because the formula for the chain-type quantity indexes uses weights of more than one period, the corresponding chained-dollar estimates are usually not additive. The residual line is the difference between the first line and the sum of the most detailed lines. n.e.c. Not elsewhere classified.

Table B.7.—Compensation and Wage and Salary Accruals by Industry

[Millions of dollars]

|  | Compensation     |                  |                  | Wage and salary accruals |                  |                  |  | Compensation |      |      | Wage and salary accruals |      |      |
|--|------------------|------------------|------------------|--------------------------|------------------|------------------|--|--------------|------|------|--------------------------|------|------|
|  | 1996             | 1997             | 1998             | 1996                     | 1997             | 1998             |  | 1996         | 1997 | 1998 | 1996                     | 1997 | 1998 |
| <b>Total</b> .....   | <b>4,395,585</b> | <b>4,675,738</b> | <b>5,011,190</b> | <b>3,630,142</b>         | <b>3,884,713</b> | <b>4,189,515</b> |  |              |      |      |                          |      |      |
| <b>Domestic industries</b> .....                           | <b>4,400,135</b> | <b>4,680,700</b> | <b>5,016,446</b> | <b>3,634,692</b>         | <b>3,889,675</b> | <b>4,194,771</b> |  |              |      |      |                          |      |      |
| <b>Private industries</b> .....                            | <b>3,550,510</b> | <b>3,803,231</b> | <b>4,106,570</b> | <b>2,993,688</b>         | <b>3,225,229</b> | <b>3,501,946</b> |  |              |      |      |                          |      |      |
| <b>Agriculture, forestry, and fishing</b> .....            | <b>39,815</b>    | <b>42,742</b>    | <b>46,353</b>    | <b>34,570</b>            | <b>37,392</b>    | <b>40,880</b>    |  |              |      |      |                          |      |      |
| Farms .....  | 16,576           | 17,470           | 18,580           | 14,184                   | 15,048           | 16,223           |  |              |      |      |                          |      |      |
| Agricultural services, forestry, and fishing .....         | 23,239           | 25,272           | 27,773           | 20,386                   | 22,344           | 24,657           |  |              |      |      |                          |      |      |
| <b>Mining</b> .....  | <b>33,365</b>    | <b>35,490</b>    | <b>36,283</b>    | <b>27,796</b>            | <b>29,702</b>    | <b>30,482</b>    |  |              |      |      |                          |      |      |
| Metal mining .....   | 3,202            | 3,247            | 3,064            | 2,619                    | 2,672            | 2,522            |  |              |      |      |                          |      |      |
| Coal mining .....  | 5,736            | 5,689            | 5,573            | 4,728                    | 4,714            | 4,628            |  |              |      |      |                          |      |      |
| Oil and gas extraction .....                               | 19,670           | 21,519           | 22,295           | 16,495                   | 18,106           | 18,838           |  |              |      |      |                          |      |      |
| Nonmetallic minerals, except fuels .....                   | 4,757            | 5,035            | 5,351            | 3,954                    | 4,210            | 4,494            |  |              |      |      |                          |      |      |
| <b>Construction</b> .....                                  | <b>208,199</b>   | <b>227,184</b>   | <b>248,958</b>   | <b>172,199</b>           | <b>189,379</b>   | <b>209,700</b>   |  |              |      |      |                          |      |      |
| <b>Manufacturing</b> .....                                 | <b>822,405</b>   | <b>867,598</b>   | <b>914,904</b>   | <b>675,087</b>           | <b>715,009</b>   | <b>757,707</b>   |  |              |      |      |                          |      |      |
| Durable goods .....  | 508,042          | 540,144          | 573,894          | 416,305                  | 443,950          | 474,133          |  |              |      |      |                          |      |      |
| Lumber and wood products .....                             | 24,805           | 26,172           | 27,697           | 20,448                   | 21,739           | 23,098           |  |              |      |      |                          |      |      |
| Furniture and fixtures .....                               | 15,682           | 16,664           | 18,138           | 12,956                   | 13,848           | 15,156           |  |              |      |      |                          |      |      |
| Stone, clay, and glass products .....                      | 22,820           | 23,737           | 25,161           | 18,556                   | 19,425           | 20,695           |  |              |      |      |                          |      |      |
| Primary metal industries .....                             | 35,852           | 36,839           | 37,826           | 28,662                   | 29,633           | 30,544           |  |              |      |      |                          |      |      |
| Fabricated metal products .....                            | 59,626           | 62,803           | 65,925           | 48,438                   | 51,361           | 54,184           |  |              |      |      |                          |      |      |
| Industrial machinery and equipment .....                   | 103,632          | 112,597          | 120,168          | 86,419                   | 94,488           | 101,317          |  |              |      |      |                          |      |      |
| Electronic and other electric equipment .....              | 80,905           | 86,864           | 93,350           | 66,305                   | 71,668           | 77,424           |  |              |      |      |                          |      |      |
| Motor vehicles and equipment .....                         | 58,037           | 61,731           | 65,081           | 46,773                   | 49,427           | 51,389           |  |              |      |      |                          |      |      |
| Other transportation equipment .....                       | 45,627           | 48,930           | 52,687           | 37,098                   | 40,133           | 43,459           |  |              |      |      |                          |      |      |
| Instruments and related products .....                     | 47,211           | 49,279           | 52,549           | 39,455                   | 41,388           | 44,327           |  |              |      |      |                          |      |      |
| Miscellaneous manufacturing industries .....               | 13,845           | 14,528           | 15,312           | 11,194                   | 11,840           | 12,540           |  |              |      |      |                          |      |      |
| Nondurable goods .....                                     | 314,363          | 327,454          | 341,010          | 258,782                  | 271,059          | 283,574          |  |              |      |      |                          |      |      |
| Food and kindred products .....                            | 61,472           | 63,596           | 66,368           | 50,558                   | 52,652           | 55,218           |  |              |      |      |                          |      |      |
| Tobacco products .....                                     | 2,900            | 3,095            | 2,951            | 2,199                    | 2,378            | 2,246            |  |              |      |      |                          |      |      |
| Textile mill products .....                                | 18,623           | 19,176           | 19,171           | 15,612                   | 16,142           | 16,196           |  |              |      |      |                          |      |      |
| Apparel and other textile products .....                   | 20,195           | 20,050           | 19,722           | 16,778                   | 16,751           | 16,524           |  |              |      |      |                          |      |      |
| Paper and allied products .....                            | 32,978           | 33,860           | 34,511           | 27,566                   | 28,427           | 29,087           |  |              |      |      |                          |      |      |
| Printing and publishing .....                              | 61,849           | 65,098           | 68,925           | 51,835                   | 54,831           | 58,353           |  |              |      |      |                          |      |      |
| Chemicals and allied products .....                        | 67,418           | 71,262           | 75,339           | 54,422                   | 57,851           | 61,478           |  |              |      |      |                          |      |      |
| Petroleum and coal products .....                          | 9,721            | 10,109           | 10,757           | 7,754                    | 8,105            | 8,669            |  |              |      |      |                          |      |      |
| Rubber and miscellaneous plastics products .....           | 36,524           | 38,530           | 40,638           | 29,817                   | 31,672           | 33,590           |  |              |      |      |                          |      |      |
| Leather and leather products .....                         | 2,683            | 2,678            | 2,628            | 2,241                    | 2,250            | 2,213            |  |              |      |      |                          |      |      |
| <b>Transportation and public utilities</b> .....           | <b>285,015</b>   | <b>301,589</b>   | <b>322,383</b>   | <b>231,564</b>           | <b>246,898</b>   | <b>265,657</b>   |  |              |      |      |                          |      |      |
| Transportation .....                                       | 156,530          | 165,395          | 176,377          | 125,584                  | 133,829          | 143,696          |  |              |      |      |                          |      |      |
| Railroad transportation .....                              | 15,652           | 15,888           | 15,851           | 11,543                   | 11,753           | 11,546           |  |              |      |      |                          |      |      |
| Local and interurban passenger transit .....               | 10,053           | 10,520           | 11,211           | 8,366                    | 8,857            | 9,496            |  |              |      |      |                          |      |      |
| Trucking and warehousing <sup>1</sup> .....                | 58,494           | 62,333           | 66,698           | 47,074                   | 50,678           | 54,671           |  |              |      |      |                          |      |      |
| Water transportation .....                                 | 7,873            | 8,358            | 8,797            | 6,463                    | 6,912            | 7,325            |  |              |      |      |                          |      |      |
| Transportation by air <sup>2</sup> .....                   | 48,637           | 51,162           | 55,213           | 38,839                   | 41,143           | 44,826           |  |              |      |      |                          |      |      |
| Pipelines, except natural gas .....                        | 971              | 995              | 997              | 816                      | 839              | 847              |  |              |      |      |                          |      |      |
| Transportation services .....                              | 14,850           | 16,139           | 17,610           | 12,483                   | 13,647           | 14,985           |  |              |      |      |                          |      |      |
| Public utilities .....                                     |                  |                  |                  |                          |                  |                  |  |              |      |      |                          |      |      |
| <b>Communications</b> .....                                | <b>75,252</b>    | <b>81,897</b>    | <b>90,050</b>    | <b>62,060</b>            | <b>68,038</b>    | <b>75,333</b>    |  |              |      |      |                          |      |      |
| Telephone and telegraph .....                              | 56,822           | 62,125           | 67,911           | 46,612                   | 51,332           | 56,507           |  |              |      |      |                          |      |      |
| Radio and television .....                                 | 18,430           | 19,772           | 22,139           | 15,448                   | 16,706           | 18,826           |  |              |      |      |                          |      |      |
| Electric, gas, and sanitary services .....                 | 53,233           | 54,297           | 55,956           | 43,920                   | 45,031           | 46,628           |  |              |      |      |                          |      |      |
| <b>Wholesale trade</b> .....                               | <b>288,768</b>   | <b>310,227</b>   | <b>335,441</b>   | <b>246,699</b>           | <b>265,850</b>   | <b>288,598</b>   |  |              |      |      |                          |      |      |
| <b>Retail trade</b> .....                                  | <b>398,276</b>   | <b>420,173</b>   | <b>446,621</b>   | <b>345,115</b>           | <b>365,733</b>   | <b>390,983</b>   |  |              |      |      |                          |      |      |
| <b>Finance, insurance, and real estate</b> .....           | <b>351,798</b>   | <b>381,762</b>   | <b>425,875</b>   | <b>300,446</b>           | <b>327,406</b>   | <b>366,882</b>   |  |              |      |      |                          |      |      |
| Depository institutions .....                              | 82,740           | 87,268           | 93,358           | 69,505                   | 73,602           | 79,042           |  |              |      |      |                          |      |      |
| Nondepository institutions .....                           | 25,330           | 30,143           | 38,764           | 21,267                   | 25,501           | 33,035           |  |              |      |      |                          |      |      |
| Security and commodity brokers .....                       | 72,063           | 80,219           | 92,271           | 64,026                   | 71,282           | 82,344           |  |              |      |      |                          |      |      |
| Insurance carriers .....                                   | 75,441           | 79,756           | 86,740           | 63,367                   | 67,301           | 73,464           |  |              |      |      |                          |      |      |
| Insurance agents, brokers, and service .....               | 32,424           | 35,006           | 36,994           | 28,034                   | 30,389           | 32,181           |  |              |      |      |                          |      |      |
| Real estate .....  | 44,526           | 48,461           | 54,353           | 37,978                   | 41,581           | 46,846           |  |              |      |      |                          |      |      |
| Holding and other investment offices .....                 | 19,274           | 20,909           | 23,395           | 16,269                   | 17,750           | 19,970           |  |              |      |      |                          |      |      |
| <b>Services</b> .....                                      | <b>1,122,869</b> | <b>1,216,466</b> | <b>1,329,752</b> | <b>960,212</b>           | <b>1,047,860</b> | <b>1,151,057</b> |  |              |      |      |                          |      |      |
| Hotels and other lodging places .....                      | 33,117           | 40,284           | 43,504           | 32,321                   | 34,524           | 37,426           |  |              |      |      |                          |      |      |
| Personal services .....                                    | 24,167           | 25,355           | 26,896           | 21,244                   | 22,442           | 23,848           |  |              |      |      |                          |      |      |
| Business services .....                                    | 220,399          | 255,822          | 300,529          | 190,630                  | 223,151          | 263,626          |  |              |      |      |                          |      |      |
| Auto repair, services, and parking .....                   | 30,089           | 32,082           | 34,339           | 26,211                   | 28,128           | 30,180           |  |              |      |      |                          |      |      |
| Miscellaneous repair services .....                        | 12,050           | 12,460           | 13,337           | 10,443                   | 10,877           | 11,672           |  |              |      |      |                          |      |      |
| Motion pictures .....                                      | 17,976           | 20,225           | 21,723           | 15,599                   | 17,739           | 19,069           |  |              |      |      |                          |      |      |
| Amusement and recreation services .....                    | 36,934           | 39,947           | 43,554           | 31,670                   | 34,649           | 37,893           |  |              |      |      |                          |      |      |
| Health services .....                                      | 365,617          | 383,237          | 399,740          | 303,697                  | 319,388          | 335,207          |  |              |      |      |                          |      |      |
| Legal services .....                                       | 55,150           | 62,541           | 67,700           | 47,851                   | 54,931           | 59,561           |  |              |      |      |                          |      |      |
| Educational services .....                                 | 54,500           | 57,763           | 62,609           | 46,493                   | 49,702           | 53,998           |  |              |      |      |                          |      |      |
| Social services and membership organizations .....         | 94,666           | 99,728           | 106,667          | 82,818                   | 87,999           | 94,268           |  |              |      |      |                          |      |      |
| Social services .....                                      | 47,894           | 51,109           | 55,606           | 40,468                   | 43,668           | 47,698           |  |              |      |      |                          |      |      |
| Membership organizations .....                             | 46,772           | 48,619           | 51,061           | 42,350                   | 44,331           | 46,570           |  |              |      |      |                          |      |      |
| Other services <sup>3</sup> .....                          | 161,195          | 174,969          | 195,159          | 139,550                  | 152,598          | 170,667          |  |              |      |      |                          |      |      |
| Private households .....                                   | 12,009           | 12,053           | 14,005           | 11,685                   | 11,732           | 13,642           |  |              |      |      |                          |      |      |
| <b>Government</b> .....                                    | <b>849,625</b>   | <b>877,469</b>   | <b>909,876</b>   | <b>641,004</b>           | <b>664,446</b>   | <b>692,825</b>   |  |              |      |      |                          |      |      |
| Federal .....  | 263,231          | 266,942          | 270,470          | 175,561                  | 177,337          | 179,803          |  |              |      |      |                          |      |      |
| General government .....                                   | 211,001          | 211,725          | 214,394          | 140,104                  | 140,083          | 142,060          |  |              |      |      |                          |      |      |
| Civilian .....   | 124,935          | 125,748          | 128,743          | 85,294                   | 85,116           | 86,980           |  |              |      |      |                          |      |      |
| Military <sup>4</sup> .....                                | 86,066           | 85,977           | 85,651           | 54,810                   | 54,967           | 55,080           |  |              |      |      |                          |      |      |
| Government enterprises .....                               | 52,230           | 55,217           | 56,076           | 35,457                   | 37,254           | 37,743           |  |              |      |      |                          |      |      |
| State and local .....                                      | 586,394          | 610,527          | 639,406          | 465,443                  | 487,109          | 513,022          |  |              |      |      |                          |      |      |
| General government .....                                   | 548,416          | 571,835          | 599,389          | 434,766                  | 455,669          | 480,277          |  |              |      |      |                          |      |      |
| Education .....  | 290,650          | 304,851          | 321,361          | 228,486                  | 240,772          | 255,052          |  |              |      |      |                          |      |      |
| Other .....  | 257,766          | 266,984          | 278,028          | 206,280                  | 214,897          | 225,225          |  |              |      |      |                          |      |      |
| Government enterprises .....                               | 37,978           | 38,692           | 40,017           | 30,677                   | 31,440           | 32,745           |  |              |      |      |                          |      |      |
| <b>Rest of the world</b> .....                             | <b>-4,550</b>    | <b>-4,962</b>    | <b>-5,256</b>    | <b>-4,550</b>            | <b>-4,962</b>    | <b>-5,256</b>    |  |              |      |      |                          |      |      |
| Receipts from the rest of the world .....                  | 1,756            | 1,802            | 1,856            | 1,756                    | 1,802            | 1,856            |  |              |      |      |                          |      |      |
| Less: Payments to the rest of the world <sup>4</sup> ..... | 6,306            | 6,764            | 7,112            | 6,306                    | 6,764            | 7,112            |  |              |      |      |                          |      |      |
| <b>Addenda:</b>  |                  |                  |                  |                          |                  |                  |  |              |      |      |                          |      |      |

Table B.8.—Employment by Industry

[Thousands]

|  | Full-time and part-time employees |                |                | Persons engaged in production <sup>1</sup> |                |                |  | Full-time and part-time employees |      |      | Persons engaged in production <sup>1</sup> |      |      |  |  |  |
|--|-----------------------------------|----------------|----------------|--|----------------|----------------|--|-----------------------------------|------|------|--|------|------|--|--|--|
|  | 1996                              | 1997           | 1998           | 1996                                       | 1997           | 1998           |  | 1996                              | 1997 | 1998 | 1996                                       | 1997 | 1998 |  |  |  |
| <b>Total</b> .....                                 | <b>127,009</b>                    | <b>130,085</b> | <b>133,378</b> | <b>123,824</b>                             | <b>126,757</b> | <b>129,549</b> |  |                                   |      |      |  |      |      |  |  |  |
| <b>Domestic industries</b> .....                   | <b>127,494</b>                    | <b>130,617</b> | <b>133,917</b> | <b>124,240</b>                             | <b>127,213</b> | <b>130,011</b> |  |                                   |      |      |  |      |      |  |  |  |
| <b>Private industries</b> .....                    | <b>105,559</b>                    | <b>108,583</b> | <b>111,702</b> | <b>105,912</b>                             | <b>108,798</b> | <b>111,461</b> |  |                                   |      |      |  |      |      |  |  |  |
| <b>Agriculture, forestry, and fishing</b> .....    | <b>2,048</b>                      | <b>2,137</b>   | <b>2,193</b>   | <b>3,338</b>                               | <b>3,321</b>   | <b>3,338</b>   |  |                                   |      |      |  |      |      |  |  |  |
| Farms .....  | 832                               | 876            | 880            | 1,827                                      | 1,814          | 1,705          |  |                                   |      |      |  |      |      |  |  |  |
| Agricultural services, forestry, and fishing ..... | 1,216                             | 1,261          | 1,313          | 1,511                                      | 1,507          | 1,633          |  |                                   |      |      |  |      |      |  |  |  |
| <b>Mining</b> .....                                | <b>582</b>                        | <b>601</b>     | <b>593</b>     | <b>586</b>                                 | <b>603</b>     | <b>601</b>     |  |                                   |      |      |  |      |      |  |  |  |
| Metal mining .....                                 | 54                                | 54             | 49             | 56   | 54             | 49             |  |                                   |      |      |  |      |      |  |  |  |
| Coal mining .....                                  | 99                                | 97             | 93             | 97   | 95             | 93             |  |                                   |      |      |  |      |      |  |  |  |
| Oil and gas extraction .....                       | 321                               | 340            | 340            | 326  | 345            | 349            |  |                                   |      |      |  |      |      |  |  |  |
| Nonmetallic minerals, except fuels .....           | 108                               | 110            | 111            | 107  | 109            | 110            |  |                                   |      |      |  |      |      |  |  |  |
| <b>Construction</b> .....                          | <b>5,671</b>                      | <b>5,964</b>   | <b>6,297</b>   | <b>6,950</b>                               | <b>7,254</b>   | <b>7,603</b>   |  |                                   |      |      |  |      |      |  |  |  |
| <b>Manufacturing</b> .....                         | <b>18,579</b>                     | <b>18,770</b>  | <b>18,935</b>  | <b>18,576</b>                              | <b>18,774</b>  | <b>18,944</b>  |  |                                   |      |      |  |      |      |  |  |  |
| Durable goods .....                                | 10,838                            | 11,061         | 11,277         | 10,911                                     | 11,134         | 11,355         |  |                                   |      |      |  |      |      |  |  |  |
| Lumber and wood products .....                     | 801                               | 819            | 840            | 856  | 862            | 896            |  |                                   |      |      |  |      |      |  |  |  |
| Furniture and fixtures .....                       | 506                               | 513            | 535            | 521  | 530            | 544            |  |                                   |      |      |  |      |      |  |  |  |
| Stone, clay, and glass products .....              | 546                               | 555            | 566            | 561  | 563            | 569            |  |                                   |      |      |  |      |      |  |  |  |
| Primary metal industries .....                     | 708                               | 710            | 714            | 706  | 706            | 710            |  |                                   |      |      |  |      |      |  |  |  |
| Fabricated metal products .....                    | 1,453                             | 1,485          | 1,517          | 1,447                                      | 1,481          | 1,514          |  |                                   |      |      |  |      |      |  |  |  |
| Industrial machinery and equipment .....           | 2,117                             | 2,175          | 2,217          | 2,096                                      | 2,173          | 2,216          |  |                                   |      |      |  |      |      |  |  |  |
| Electronic and other electric equipment .....      | 1,660                             | 1,693          | 1,709          | 1,655                                      | 1,682          | 1,699          |  |                                   |      |      |  |      |      |  |  |  |
| Motor vehicles and equipment .....                 | 968                               | 984            | 999            | 961  | 977            | 997            |  |                                   |      |      |  |      |      |  |  |  |
| Other transportation equipment .....               | 821                               | 858            | 899            | 820  | 855            | 902            |  |                                   |      |      |  |      |      |  |  |  |
| Instruments and related products .....             | 854                               | 865            | 872            | 849  | 860            | 864            |  |                                   |      |      |  |      |      |  |  |  |
| Miscellaneous manufacturing industries .....       | 404                               | 404            | 409            | 439  | 445            | 444            |  |                                   |      |      |  |      |      |  |  |  |
| Nondurable goods .....                             | 7,741                             | 7,709          | 7,658          | 7,665                                      | 7,640          | 7,589          |  |                                   |      |      |  |      |      |  |  |  |
| Food and kindred products .....                    | 1,697                             | 1,694          | 1,694          | 1,664                                      | 1,676          | 1,672          |  |                                   |      |      |  |      |      |  |  |  |
| Textile mill products .....                        | 630                               | 618            | 599            | 632  | 620            | 600            |  |                                   |      |      |  |      |      |  |  |  |
| Apparel and other textile products .....           | 874                               | 829            | 770            | 880  | 830            | 775            |  |                                   |      |      |  |      |      |  |  |  |
| Paper and allied products .....                    | 683                               | 685            | 679            | 678  | 677            | 672            |  |                                   |      |      |  |      |      |  |  |  |
| Printing and publishing .....                      | 1,564                             | 1,579          | 1,594          | 1,535                                      | 1,562          | 1,576          |  |                                   |      |      |  |      |      |  |  |  |
| Chemicals and allied products .....                | 1,033                             | 1,036          | 1,042          | 1,025                                      | 1,023          | 1,028          |  |                                   |      |      |  |      |      |  |  |  |
| Petroleum and coal products .....                  | 139                               | 137            | 137            | 138  | 135            | 136            |  |                                   |      |      |  |      |      |  |  |  |
| Rubber and miscellaneous plastics products .....   | 981                               | 998            | 1,016          | 971  | 988            | 1,004          |  |                                   |      |      |  |      |      |  |  |  |
| Leather and leather products .....                 | 99                                | 92             | 87             | 102  | 89             | 85             |  |                                   |      |      |  |      |      |  |  |  |
| <b>Transportation and public utilities</b> .....   | <b>6,293</b>                      | <b>6,467</b>   | <b>6,671</b>   | <b>6,318</b>                               | <b>6,473</b>   | <b>6,648</b>   |  |                                   |      |      |  |      |      |  |  |  |
| Transportation .....                               | 4,063                             | 4,176          | 4,336          | 4,181                                      | 4,284          | 4,433          |  |                                   |      |      |  |      |      |  |  |  |
| Railroad transportation .....                      | 223                               | 220            | 216            | 211  | 208            | 205            |  |                                   |      |      |  |      |      |  |  |  |
| Local and interurban passenger transit .....       | 440                               | 457            | 473            | 445  | 481            | 486            |  |                                   |      |      |  |      |      |  |  |  |
| Trucking and warehousing <sup>2</sup> .....        | 1,659                             | 1,708          | 1,777          | 1,853                                      | 1,879          | 1,954          |  |                                   |      |      |  |      |      |  |  |  |
| Water transportation .....                         | 177                               | 183            | 185            | 174  | 179            | 185            |  |                                   |      |      |  |      |      |  |  |  |
| Transportation by air <sup>2</sup> .....           | 1,119                             | 1,141          | 1,200          | 1,050                                      | 1,068          | 1,124          |  |                                   |      |      |  |      |      |  |  |  |
| Public utilities .....                             |                                   |                |                |  |                |                |  |                                   |      |      |  |      |      |  |  |  |
| Pipelines, except natural gas .....                | 14                                | 14             | 14             | 14   | 14             | 14             |  |                                   |      |      |  |      |      |  |  |  |
| Transportation services .....                      | 431                               | 453            | 471            | 434  | 455            | 465            |  |                                   |      |      |  |      |      |  |  |  |
| Communications .....                               | 1,348                             | 1,421          | 1,477          | 1,259                                      | 1,324          | 1,365          |  |                                   |      |      |  |      |      |  |  |  |
| Telephone and telegraph .....                      | 936                               | 1,003          | 1,045          | 873  | 938            | 963            |  |                                   |      |      |  |      |      |  |  |  |
| Radio and television .....                         | 412                               | 418            | 432            | 386  | 386            | 402            |  |                                   |      |      |  |      |      |  |  |  |
| Electric, gas, and sanitary services .....         | 882                               | 870            | 858            | 878  | 865            | 850            |  |                                   |      |      |  |      |      |  |  |  |
| <b>Wholesale trade</b> .....                       | <b>6,560</b>                      | <b>6,746</b>   | <b>6,923</b>   | <b>6,587</b>                               | <b>6,735</b>   | <b>6,919</b>   |  |                                   |      |      |  |      |      |  |  |  |
| <b>Retail trade</b> .....                          | <b>22,256</b>                     | <b>22,636</b>  | <b>23,006</b>  | <b>19,851</b>                              | <b>20,258</b>  | <b>20,419</b>  |  |                                   |      |      |  |      |      |  |  |  |
| <b>Finance, insurance, and real estate</b> .....   | <b>7,053</b>                      | <b>7,256</b>   | <b>7,539</b>   | <b>7,310</b>                               | <b>7,424</b>   | <b>7,636</b>   |  |                                   |      |      |  |      |      |  |  |  |
| Depository institutions .....                      | 2,017                             | 2,031          | 2,046          | 1,923                                      | 1,925          | 1,933          |  |                                   |      |      |  |      |      |  |  |  |
| Nondepository institutions .....                   | 514                               | 575            | 664            | 507  | 564            | 645            |  |                                   |      |      |  |      |      |  |  |  |
| Security and commodity brokers .....               | 881                               | 830            | 681            | 646  | 679            | 732            |  |                                   |      |      |  |      |      |  |  |  |
| Insurance carriers .....                           | 1,505                             | 1,527          | 1,576          | 1,449                                      | 1,463          | 1,503          |  |                                   |      |      |  |      |      |  |  |  |
| Insurance agents, brokers, and service .....       | 746                               | 767            | 787            | 871  | 875            | 880            |  |                                   |      |      |  |      |      |  |  |  |
| Real estate .....                                  | 1,442                             | 1,481          | 1,535          | 1,676                                      | 1,684          | 1,706          |  |                                   |      |      |  |      |      |  |  |  |
| Holding and other investment offices .....         | 248                               | 245            | 250            | 238  | 234            | 237            |  |                                   |      |      |  |      |      |  |  |  |
| <b>Services</b> .....                              | <b>36,517</b>                     | <b>38,006</b>  | <b>39,545</b>  | <b>36,396</b>                              | <b>37,956</b>  | <b>39,353</b>  |  |                                   |      |      |  |      |      |  |  |  |
| Hotels and other lodging places .....              | 1,794                             | 1,833          | 1,876          | 1,620                                      | 1,665          | 1,703          |  |                                   |      |      |  |      |      |  |  |  |
| Personal services .....                            | 1,318                             | 1,326          | 1,340          | 1,798                                      | 1,789          | 1,804          |  |                                   |      |      |  |      |      |  |  |  |
| Business services .....                            | 7,485                             | 8,148          | 8,793          | 7,651                                      | 8,261          | 9,000          |  |                                   |      |      |  |      |      |  |  |  |
| Auto repair, services, and parking .....           | 1,205                             | 1,248          | 1,275          | 1,481                                      | 1,511          | 1,522          |  |                                   |      |      |  |      |      |  |  |  |
| Miscellaneous repair services .....                | 389                               | 389            | 395            | 569  | 582            | 591            |  |                                   |      |      |  |      |      |  |  |  |
| Motion pictures .....                              | 539                               | 569            | 592            | 583  | 610            | 644            |  |                                   |      |      |  |      |      |  |  |  |
| Amusement and recreation services .....            | 1,590                             | 1,664          | 1,729          | 1,400                                      | 1,485          | 1,496          |  |                                   |      |      |  |      |      |  |  |  |
| Health services .....                              | 9,813                             | 10,038         | 10,197         | 9,167                                      | 9,402          | 9,503          |  |                                   |      |      |  |      |      |  |  |  |
| Legal services .....                               | 1,064                             | 1,084          | 1,113          | 1,145                                      | 1,200          | 1,231          |  |                                   |      |      |  |      |      |  |  |  |
| Educational services .....                         | 2,113                             | 2,179          | 2,262          | 1,962                                      | 2,003          | 2,092          |  |                                   |      |      |  |      |      |  |  |  |
| Social services and membership organizations ..... | 4,759                             | 4,949          | 5,154          | 4,618                                      | 4,816          | 4,991          |  |                                   |      |      |  |      |      |  |  |  |
| Social services .....                              | 2,515                             | 2,620          | 2,750          | 2,752                                      | 2,879          | 2,992          |  |                                   |      |      |  |      |      |  |  |  |
| Membership organizations .....                     | 2,244                             | 2,329          | 2,404          | 1,866                                      | 1,937          | 1,999          |  |                                   |      |      |  |      |      |  |  |  |
| Other services <sup>3</sup> .....                  | 3,202                             | 3,346          | 3,539          | 3,574                                      | 3,798          | 3,894          |  |                                   |      |      |  |      |      |  |  |  |
| Private households .....                           | 1,246                             | 1,233          | 1,280          | 828  | 834            | 882            |  |                                   |      |      |  |      |      |  |  |  |
| <b>Government</b> .....                            | <b>21,935</b>                     | <b>22,034</b>  | <b>22,215</b>  | <b>18,328</b>                              | <b>18,415</b>  | <b>18,550</b>  |  |                                   |      |      |  |      |      |  |  |  |
| Federal .....                                      | 5,387                             | 5,268          | 5,196          | 4,378                                      | 4,272          | 4,218          |  |                                   |      |      |  |      |      |  |  |  |
| General government .....                           | 4,397                             | 4,276          | 4,200          | 3,575                                      | 3,477          | 3,416          |  |                                   |      |      |  |      |      |  |  |  |
| Civilian .....                                     | 1,951                             | 1,900          | 1,878          | 1,913                                      | 1,870          | 1,845          |  |                                   |      |      |  |      |      |  |  |  |
| Military <sup>4</sup> .....                        | 2,446                             | 2,376          | 2,322          | 1,662                                      | 1,607          | 1,571          |  |                                   |      |      |  |      |      |  |  |  |
| Government enterprises .....                       | 990                               | 992            | 996            | 803  | 795            | 802            |  |                                   |      |      |  |      |      |  |  |  |
| State and local .....                              | 16,548                            | 16,766         | 17,019         | 13,950                                     | 14,143         | 14,332         |  |                                   |      |      |  |      |      |  |  |  |
| General government .....                           | 15,704                            | 15,933         | 16,181         | 13,079                                     | 13,282         | 13,466         |  |                                   |      |      |  |      |      |  |  |  |
| Education .....                                    | 8,522                             | 8,716          | 8,896          | 6,887                                      | 7,054          | 7,184          |  |                                   |      |      |  |      |      |  |  |  |
| Other .....  | 7,182                             | 7,217          | 7,285          | 6,192                                      | 6,228          | 6,282          |  |                                   |      |      |  |      |      |  |  |  |
| Government enterprises .....                       | 844                               | 833            | 838            | 871  | 861            | 866            |  |                                   |      |      |  |      |      |  |  |  |
| <b>Rest of the world<sup>5</sup></b> .....         | <b>-485</b>                       | <b>-532</b>    | <b>-539</b>    | <b>-416</b>                                | <b>-456</b>    | <b>-462</b>    |  |                                   |      |      |  |      |      |  |  |  |

1. Equals the number of full-time equivalent employees plus the number of self-employed persons. Unpaid family workers are not included.

2. Reflects the reclassification of air couriers from trucking and warehousing to transportation by air.

3. Consists of museums

**Table B.9.—Wage and Salary Accruals Per Full-Time Equivalent Employee and Full-Time Equivalent Employees by Industry**

|  | Wage and salary accruals per full-time equivalent |               |               | Full-time equivalent employees <sup>1</sup> |                |                |  | Wage and salary accruals per full-time equivalent |      |      | Full-time equivalent employees <sup>1</sup> |      |      |
|--|---|---------------|---------------|---|----------------|----------------|--|---|------|------|---|------|------|
|  | Dollars   |               |               | Thousands                                   |                |                |  | Dollars   |      |      | Thousands                                   |      |      |
|  | 1996  | 1997          | 1998          | 1996  | 1997           | 1998           |  | 1996  | 1997 | 1998 | 1996  | 1997 | 1998 |
| <b>Total</b> .....                                 | <b>32,040</b>                                     | <b>33,428</b> | <b>35,112</b> | <b>113,300</b>                              | <b>116,213</b> | <b>119,317</b> |  |   |      |      |   |      |      |
| <b>Domestic industries</b> .....                   | <b>31,963</b>                                     | <b>33,339</b> | <b>35,021</b> | <b>113,716</b>                              | <b>116,669</b> | <b>119,779</b> |  |   |      |      |   |      |      |
| <b>Private industries</b> .....                    | <b>31,384</b>                                     | <b>32,825</b> | <b>34,594</b> | <b>95,388</b>                               | <b>98,254</b>  | <b>101,229</b> |  |   |      |      |   |      |      |
| <b>Agriculture, forestry, and fishing</b> .....    | <b>19,324</b>                                     | <b>20,333</b> | <b>20,730</b> | <b>1,789</b>                                | <b>1,839</b>   | <b>1,972</b>   |  |   |      |      |   |      |      |
| Farms .....  | 19,893  | 20,037        | 21,516        | 713   | 751            | 754            |  |   |      |      |   |      |      |
| Agricultural services, forestry, and fishing ..... | 18,946  | 20,537        | 20,244        | 1,076                                       | 1,088          | 1,218          |  |   |      |      |   |      |      |
| <b>Mining</b> .....                                | <b>48,680</b>                                     | <b>50,428</b> | <b>52,465</b> | <b>571</b>                                  | <b>589</b>     | <b>581</b>     |  |   |      |      |   |      |      |
| Metal mining .....                                 | 48,500  | 49,481        | 51,469        | 54  | 54             | 49             |  |   |      |      |   |      |      |
| Coal mining .....                                  | 48,742  | 49,621        | 50,857        | 97  | 95             | 91             |  |   |      |      |   |      |      |
| Oil and gas extraction .....                       | 52,365  | 54,372        | 56,571        | 315   | 333            | 333            |  |   |      |      |   |      |      |
| Nonmetallic minerals, except fuels .....           | 37,657  | 39,346        | 41,611        | 105   | 107            | 108            |  |   |      |      |   |      |      |
| <b>Construction</b> .....                          | <b>31,631</b>                                     | <b>32,924</b> | <b>34,524</b> | <b>5,444</b>                                | <b>5,752</b>   | <b>6,074</b>   |  |   |      |      |   |      |      |
| <b>Manufacturing</b> .....                         | <b>37,158</b>                                     | <b>38,965</b> | <b>40,928</b> | <b>18,168</b>                               | <b>18,350</b>  | <b>18,513</b>  |  |   |      |      |   |      |      |
| Durable goods .....                                | 39,038  | 40,804        | 42,715        | 10,664                                      | 10,880         | 11,100         |  |   |      |      |   |      |      |
| Lumber and wood products .....                     | 26,148  | 27,448        | 28,272        | 782   | 792            | 817            |  |   |      |      |   |      |      |
| Furniture and fixtures .....                       | 26,068  | 27,641        | 28,979        | 497   | 501            | 523            |  |   |      |      |   |      |      |
| Stone, clay, and glass products .....              | 34,880  | 35,708        | 37,088        | 532   | 544            | 558            |  |   |      |      |   |      |      |
| Primary metal industries .....                     | 40,771  | 42,033        | 43,080        | 703   | 705            | 709            |  |   |      |      |   |      |      |
| Fabricated metal products .....                    | 33,968  | 35,155        | 36,292        | 1,426                                       | 1,461          | 1,493          |  |   |      |      |   |      |      |
| Industrial machinery and equipment .....           | 41,668  | 44,133        | 46,454        | 2,074                                       | 2,141          | 2,181          |  |   |      |      |   |      |      |
| Electronic and other electric equipment .....      | 40,307  | 42,838        | 45,840        | 1,645                                       | 1,673          | 1,689          |  |   |      |      |   |      |      |
| Motor vehicles and equipment .....                 | 48,773  | 49,669        | 51,908        | 959   | 975            | 990            |  |   |      |      |   |      |      |
| Other transportation equipment .....               | 45,520  | 47,215        | 48,776        | 815   | 850            | 891            |  |   |      |      |   |      |      |
| Instruments and related products .....             | 46,859  | 48,635        | 51,663        | 842   | 851            | 858            |  |   |      |      |   |      |      |
| Miscellaneous manufacturing industries .....       | 28,776  | 30,594        | 32,072        | 389   | 387            | 391            |  |   |      |      |   |      |      |
| Nondurable goods .....                             | 34,486  | 36,286        | 38,254        | 7,504                                       | 7,470          | 7,413          |  |   |      |      |   |      |      |
| Food and kindred products .....                    | 30,567  | 31,891        | 33,506        | 1,654                                       | 1,651          | 1,648          |  |   |      |      |   |      |      |
| Tobacco products .....                             | 54,975  | 59,450        | 57,590        | 40  | 40             | 39             |  |   |      |      |   |      |      |
| Textile mill products .....                        | 25,019  | 26,376        | 27,312        | 624   | 612            | 593            |  |   |      |      |   |      |      |
| Apparel and other textile products .....           | 19,832  | 20,861        | 22,180        | 846   | 803            | 745            |  |   |      |      |   |      |      |
| Paper and allied products .....                    | 40,718  | 42,177        | 43,349        | 677   | 674            | 671            |  |   |      |      |   |      |      |
| Printing and publishing .....                      | 35,897  | 37,427        | 39,481        | 1,444                                       | 1,465          | 1,478          |  |   |      |      |   |      |      |
| Chemicals and allied products .....                | 53,303  | 56,772        | 60,096        | 1,021                                       | 1,019          | 1,023          |  |   |      |      |   |      |      |
| Petroleum and coal products .....                  | 56,188  | 60,037        | 64,215        | 138   | 135            | 135            |  |   |      |      |   |      |      |
| Rubber and miscellaneous plastics products .....   | 30,898  | 32,253        | 33,691        | 965   | 982            | 997            |  |   |      |      |   |      |      |
| Leather and leather products .....                 | 23,589  | 25,281        | 26,345        | 95  | 89             | 84             |  |   |      |      |   |      |      |
| <b>Transportation and public utilities</b> .....   | <b>39,355</b>                                     | <b>40,897</b> | <b>42,717</b> | <b>5,884</b>                                | <b>6,037</b>   | <b>6,219</b>   |  |   |      |      |   |      |      |
| Transportation .....                               | 33,197  | 34,439        | 35,621        | 3,783                                       | 3,886          | 4,034          |  |   |      |      |   |      |      |
| Railroad transportation .....                      | 54,706  | 56,505        | 56,322        | 211   | 208            | 205            |  |   |      |      |   |      |      |
| Local and interurban passenger transit .....       | 20,811  | 21,189        | 21,981        | 402   | 418            | 432            |  |   |      |      |   |      |      |
| Trucking and warehousing <sup>2</sup> .....        | 30,351  | 31,753        | 32,934        | 1,551                                       | 1,596          | 1,660          |  |   |      |      |   |      |      |
| Water transportation .....                         | 38,934  | 40,421        | 42,341        | 166   | 171            | 173            |  |   |      |      |   |      |      |
| Transportation by air <sup>2</sup> .....           | 37,238  | 38,705        | 40,095        | 1,043                                       | 1,063          | 1,118          |  |   |      |      |   |      |      |
| Utilities .....                                    |   |               |               |   |                |                |  |   |      |      |   |      |      |
| Pipelines, except natural gas .....                | 58,286  | 59,929        | 60,500        | 14  | 14             | 14             |  |   |      |      |   |      |      |
| Transportation services .....                      | 31,523  | 32,805        | 34,688        | 396   | 416            | 432            |  |   |      |      |   |      |      |
| Communications .....                               | 50,496  | 52,620        | 56,177        | 1,229                                       | 1,293          | 1,341          |  |   |      |      |   |      |      |
| Telephone and telegraph .....                      | 54,581  | 56,223        | 59,544        | 854   | 913            | 949            |  |   |      |      |   |      |      |
| Radio and television .....                         | 41,195  | 43,963        | 48,026        | 375   | 380            | 392            |  |   |      |      |   |      |      |
| Electric, gas, and sanitary services .....         | 50,367  | 52,484        | 55,246        | 872   | 858            | 844            |  |   |      |      |   |      |      |
| <b>Wholesale trade</b> .....                       | <b>39,283</b>                                     | <b>41,166</b> | <b>43,549</b> | <b>6,280</b>                                | <b>6,458</b>   | <b>6,627</b>   |  |   |      |      |   |      |      |
| <b>Retail trade</b> .....                          | <b>18,774</b>                                     | <b>19,496</b> | <b>20,508</b> | <b>18,383</b>                               | <b>18,759</b>  | <b>19,065</b>  |  |   |      |      |   |      |      |
| <b>Finance, insurance, and real estate</b> .....   | <b>45,268</b>                                     | <b>48,176</b> | <b>52,210</b> | <b>6,637</b>                                | <b>6,796</b>   | <b>7,027</b>   |  |   |      |      |   |      |      |
| Depository institutions .....                      | 36,201  | 38,255        | 40,976        | 1,920                                       | 1,924          | 1,929          |  |   |      |      |   |      |      |
| Nondepository institutions .....                   | 43,226  | 46,535        | 52,437        | 492   | 548            | 630            |  |   |      |      |   |      |      |
| Security and commodity brokers .....               | 114,948   | 118,606       | 127,467       | 557   | 601            | 646            |  |   |      |      |   |      |      |
| Insurance carriers .....                           | 43,732  | 46,002        | 48,878        | 1,449                                       | 1,463          | 1,503          |  |   |      |      |   |      |      |
| Insurance agents, brokers, and service .....       | 39,852  | 41,974        | 43,547        | 707   | 724            | 739            |  |   |      |      |   |      |      |
| Real estate .....                                  | 29,810  | 31,936        | 34,882        | 1,274                                       | 1,302          | 1,343          |  |   |      |      |   |      |      |
| Holding and other investment offices .....         | 68,357  | 75,855        | 84,262        | 238   | 234            | 237            |  |   |      |      |   |      |      |
| <b>Services</b> .....                              | <b>29,791</b>                                     | <b>31,118</b> | <b>32,746</b> | <b>32,232</b>                               | <b>33,674</b>  | <b>35,151</b>  |  |   |      |      |   |      |      |
| Hotels and other lodging places .....              | 20,705  | 21,537        | 22,696        | 1,561                                       | 1,603          | 1,649          |  |   |      |      |   |      |      |
| Personal services .....                            | 18,267  | 19,330        | 20,279        | 1,163                                       | 1,161          | 1,176          |  |   |      |      |   |      |      |
| Business services .....                            | 27,724  | 29,651        | 32,224        | 6,876                                       | 7,526          | 8,181          |  |   |      |      |   |      |      |
| Auto repair, services, and parking .....           | 23,073  | 23,797        | 24,860        | 1,136                                       | 1,182          | 1,214          |  |   |      |      |   |      |      |
| Miscellaneous repair services .....                | 29,170  | 30,214        | 31,717        | 358   | 360            | 368            |  |   |      |      |   |      |      |
| Motion pictures .....                              | 37,052  | 39,685        | 40,833        | 421   | 447            | 467            |  |   |      |      |   |      |      |
| Amusement and recreation services .....            | 24,474  | 25,477        | 27,183        | 424   | 436            | 439            |  |   |      |      |   |      |      |
| Health services .....                              | 34,598  | 35,531        | 36,820        | 8,778                                       | 8,989          | 9,104          |  |   |      |      |   |      |      |
| Legal services .....                               | 50,636  | 57,042        | 59,740        | 945   | 963            | 997            |  |   |      |      |   |      |      |
| Educational services .....                         | 25,213  | 26,187        | 27,230        | 1,844                                       | 1,898          | 1,983          |  |   |      |      |   |      |      |
| Social services and membership organizations ..... | 20,373  | 20,759        | 21,289        | 4,065                                       | 4,239          | 4,428          |  |   |      |      |   |      |      |
| Social services .....                              | 18,403  | 18,970        | 19,637        | 2,199                                       | 2,302          | 2,429          |  |   |      |      |   |      |      |
| Membership organizations .....                     | 22,696  | 22,886        | 23,297        | 1,866                                       | 1,937          | 1,999          |  |   |      |      |   |      |      |
| Other services <sup>3</sup> .....                  | 47,098  | 49,035        | 51,592        | 2,963                                       | 3,112          | 3,308          |  |   |      |      |   |      |      |
| Private households .....                           | 14,112  | 14,067        | 15,467        | 828   | 834            | 882            |  |   |      |      |   |      |      |
| <b>Government</b> .....                            | <b>34,974</b>                                     | <b>36,082</b> | <b>37,349</b> | <b>18,328</b>                               | <b>18,415</b>  | <b>18,550</b>  |  |   |      |      |   |      |      |
| Federal .....                                      | 40,101  | 41,511        | 42,628        | 4,378                                       | 4,272          | 4,218          |  |   |      |      |   |      |      |
| General government .....                           | 39,190  | 40,288        | 41,587        | 3,575                                       | 3,477          | 3,416          |  |   |      |      |   |      |      |
| Civilian .....                                     | 44,587  | 45,517        | 47,144        | 1,913                                       | 1,870          | 1,845          |  |   |      |      |   |      |      |
| Military <sup>4</sup> .....                        | 32,978  | 34,205        | 35,060        | 1,662                                       | 1,607          | 1,571          |  |   |      |      |   |      |      |
| Government enterprises .....                       | 44,156  | 46,860        | 47,061        | 803   | 795            | 802            |  |   |      |      |   |      |      |
| State and local .....                              | 33,365  | 34,442        | 35,796        | 13,950                                      | 14,143         | 14,332         |  |   |      |      |   |      |      |
| General government .....                           | 33,242  | 34,307        | 35,666        | 13,079                                      | 13,282         | 13,466         |  |   |      |      |   |      |      |
| Education .....                                    | 33,176  | 34,133        | 35,503        | 6,887                                       | 7,054          | 7,184          |  |   |      |      |   |      |      |
| Other .....  | 33,314  | 34,505        | 35,852        | 6,192                                       | 6,228          | 6,282          |  |   |      |      |   |      |      |
| Government enterprises .....                       | 35,220  | 36,516        | 37,812        | 871   | 861            | 866            |  |   |      |      |   |      |      |
| <b>Rest of the world</b> <sup>5</sup> .....        |   |               |               | <b>-416</b>                                 | <b>-456</b>    | <b>-462</b>    |  |   |      |      |   |      |      |

1. Full-time equivalent employees equals the number of employees on full-time schedules plus the number of employees on part-time schedules converted to a full-time basis. The number of full-time equivalent employees in each industry is the product of the total number of employees and the ratio of average weekly hours per employee for all employees to average weekly hours per employee on full-time schedules.  
 2. Reflects the reclassification of air couriers from trucking and warehousing to transportation by air.  
 3. Consists of museums, botanical and zoological gardens; engineering and management services; and services,

not elsewhere classified.  
 4. Includes Coast Guard.  
 5. Includes estimates of foreign professional workers and undocumented Mexican migratory workers employed temporarily in the United States.  
 NOTE.—Estimates in this table are based on the 1987 Standard Industrial Classification (SIC).

Table B.10.—Farm Sector Output, Gross Product, and National Income

|  | Billions of dollars      |              |              | Billions of chained (1996) dollars |              |              |
|--|--------------------------|--------------|--------------|------------------------------------|--------------|--------------|
|  | 1996                     | 1997         | 1998         | 1996                               | 1997         | 1998         |
|  | <b>Farm output</b> ..... | <b>222.6</b> | <b>226.2</b> | <b>214.2</b>                       | <b>222.6</b> | <b>237.3</b> |
| Cash receipts from farm marketings .....   | 201.2                    | 208.7        | 198.2        | 201.2                              | 218.7        | 220.3        |
| Crops .....  | 108.3                    | 112.1        | 103.7        | 108.3                              | 121.2        | 121.8        |
| Livestock .....  | 93.0                     | 96.5         | 94.5         | 93.0                               | 97.5         | 98.7         |
| Farm housing .....   | 6.2                      | 6.4          | 6.6          | 6.2                                | 6.0          | 5.9          |
| Farm products consumed on farms .....  | .5                       | .5           | .5           | .5                                 | .5           | .5           |
| Other farm income .....  | 6.8                      | 7.8          | 8.6          | 6.8                                | 8.2          | 9.6          |
| Change in farm inventories .....   | 7.9                      | 2.8          | .3           | 7.9                                | 3.0          | .9           |
| Crops .....  | 9.0                      | 3.1          | .9           | 9.0                                | 3.4          | 1.7          |
| Livestock .....  | -1.1                     | -4           | -6           | -1.1                               | -4           | -7           |
| <b>Less: Intermediate goods and services purchased</b> .....   | <b>130.4</b>             | <b>138.1</b> | <b>134.1</b> | <b>130.4</b>                       | <b>134.7</b> | <b>137.4</b> |
| Intermediate goods and services, other than rent .....   | 114.3                    | 122.1        | 119.0        | 114.3                              | 119.2        | 121.9        |
| Rent paid to nonoperator landlords .....   | 16.1                     | 16.0         | 15.1         | 16.1                               | 15.5         | 15.5         |
| <b>Equals: Gross farm product</b> .....  | <b>92.2</b>              | <b>88.0</b>  | <b>80.2</b>  | <b>92.2</b>                        | <b>103.1</b> | <b>100.5</b> |
| <b>Less: Consumption of fixed capital</b> .....  | <b>25.4</b>              | <b>26.2</b>  | <b>27.1</b>  | <b>25.4</b>                        | <b>25.8</b>  | <b>26.3</b>  |
| <b>Equals: Net farm product</b> .....  | <b>66.8</b>              | <b>61.9</b>  | <b>53.1</b>  | <b>66.8</b>                        | <b>77.7</b>  | <b>74.2</b>  |
| <b>Less: Indirect business tax and nontax liability</b> .....  | <b>5.0</b>               | <b>5.2</b>   | <b>5.3</b>   |                                    |              |              |
| <b>Plus: Subsidies to operators</b> .....  | <b>6.2</b>               | <b>6.3</b>   | <b>10.7</b>  |                                    |              |              |
| <b>Equals: Farm national income</b> .....  | <b>68.1</b>              | <b>63.0</b>  | <b>58.6</b>  |                                    |              |              |
| Compensation of employees .....  | 16.6                     | 17.5         | 18.6         |                                    |              |              |
| Wage and salary accruals .....   | 14.2                     | 15.0         | 16.2         |                                    |              |              |
| Supplements to wages and salaries .....  | 2.4                      | 2.4          | 2.4          |                                    |              |              |
| Proprietors' income and corporate profits with inventory valuation and capital consumption adjustments ..... | 42.0                     | 35.5         | 29.2         |                                    |              |              |
| Proprietors' income .....  | 34.3                     | 29.5         | 25.1         |                                    |              |              |
| Corporate profits .....  | 7.7                      | 6.0          | 4.1          |                                    |              |              |
| Net interest .....   | 9.5                      | 10.1         | 10.8         |                                    |              |              |

NOTE.—Chained (1996) dollar series are calculated as the product of the chain-type quantity index and the 1996 current-dollar value of the corresponding series, divided by 100. Because the formula for the chain-type quantity indexes uses weights of more than one period, the corresponding chained-dollar estimates are usually not additive.

Table B.11.—Housing Sector Output, Gross Product, and National Income

|  | Billions of dollars                      |              |              | Billions of chained (1996) dollars |              |              |
|--|--|--------------|--------------|------------------------------------|--------------|--------------|
|  | 1996                                     | 1997         | 1998         | 1996                               | 1997         | 1998         |
|  | <b>Housing output</b> <sup>1</sup> ..... | <b>742.3</b> | <b>777.9</b> | <b>822.8</b>                       | <b>742.3</b> | <b>755.9</b> |
| Nonfarm housing .....  | 736.1                                    | 771.5        | 816.2        | 736.1                              | 749.9        | 769.3        |
| Owner-occupied .....   | 555.4                                    | 585.5        | 622.6        | 555.4                              | 569.0        | 586.6        |
| Tenant-occupied .....  | 180.6                                    | 186.0        | 193.6        | 180.6                              | 180.9        | 182.6        |
| Farm housing .....   | 6.2                                      | 6.4          | 6.6          | 6.2                                | 6.0          | 5.9          |
| <b>Less: Intermediate goods and services consumed</b> .....                                      | <b>94.4</b>                              | <b>103.9</b> | <b>116.8</b> | <b>94.4</b>                        | <b>100.1</b> | <b>110.0</b> |
| <b>Equals: Gross housing product</b> .....   | <b>647.9</b>                             | <b>673.9</b> | <b>705.9</b> | <b>648.0</b>                       | <b>655.8</b> | <b>665.1</b> |
| Nonfarm housing .....  | 642.8                                    | 668.6        | 700.4        | 642.8                              | 650.8        | 660.2        |
| Owner-occupied .....   | 482.3                                    | 505.7        | 531.5        | 482.3                              | 491.9        | 500.9        |
| Tenant-occupied .....  | 160.5                                    | 162.9        | 169.0        | 160.5                              | 158.9        | 159.4        |
| Farm housing .....   | 5.1                                      | 5.3          | 5.5          | 5.1                                | 5.0          | 4.9          |
| <b>Less: Consumption of fixed capital</b> .....  | <b>119.6</b>                             | <b>126.2</b> | <b>131.9</b> | <b>119.6</b>                       | <b>122.5</b> | <b>125.7</b> |
| Capital consumption allowances .....   | 63.6                                     | 67.6         | 71.9         |                                    |              |              |
| Less: Capital consumption adjustment .....   | -56.0                                    | -58.6        | -60.0        |                                    |              |              |
| <b>Equals: Net housing product</b> .....   | <b>528.4</b>                             | <b>547.7</b> | <b>574.0</b> | <b>528.4</b>                       | <b>533.2</b> | <b>539.4</b> |
| <b>Less: Indirect business tax and nontax liability plus business transfer payments</b> .....    | <b>118.9</b>                             | <b>123.4</b> | <b>127.9</b> |                                    |              |              |
| <b>Plus: Subsidies less current surplus of government enterprises</b> .....                      | <b>23.3</b>                              | <b>23.9</b>  | <b>23.9</b>  |                                    |              |              |
| <b>Equals: Housing national income</b> .....   | <b>432.8</b>                             | <b>448.3</b> | <b>470.0</b> |                                    |              |              |
| Compensation of employees .....  | 8.4                                      | 9.0          | 9.6          |                                    |              |              |
| Proprietors' income with inventory valuation adjustment and capital consumption adjustment ..... | 22.6                                     | 21.6         | 22.0         |                                    |              |              |
| Rental income of persons with capital consumption adjustment .....                               | 111.2                                    | 111.5        | 119.3        |                                    |              |              |
| Corporate profits with inventory valuation adjustment and capital consumption adjustment .....   | 4.7                                      | 4.7          | 4.9          |                                    |              |              |
| Net interest .....   | 285.7                                    | 301.6        | 314.2        |                                    |              |              |

1. Equals personal consumption expenditures for housing less expenditures for other housing as shown in table B.4.

NOTE.—Chained (1996) dollar series are calculated as the product of the chain-type quantity index and the 1996 current-dollar value of the corresponding series, divided by 100. Because the formula for the chain-type quantity indexes uses weights of more than one period, the corresponding chained-dollar estimates are usually not additive.



Table B.12.—Net Stock of Private Fixed Assets; Equipment, Software, and Structures; by Type

[Year-end estimates]

|   | Current-cost valuation (Billions of dollars) |                 |                 |                 |                 |                 | Chain-type quantity indexes (1996=100) |              |              |               |               |               |
|---|--|-----------------|-----------------|-----------------|-----------------|-----------------|--|--------------|--------------|---------------|---------------|---------------|
|   | 1993   | 1994            | 1995            | 1996            | 1997            | 1998            | 1993                                   | 1994         | 1995         | 1996          | 1997          | 1998          |
| <b>Private fixed assets</b> .....                                     | <b>14,318.0</b>                              | <b>15,203.7</b> | <b>15,908.5</b> | <b>16,722.5</b> | <b>17,573.4</b> | <b>18,642.9</b> | <b>92.88</b>                           | <b>94.99</b> | <b>97.30</b> | <b>100.00</b> | <b>102.93</b> | <b>106.35</b> |
| <b>Equipment and software</b> .....                                   | <b>2,884.2</b>                               | <b>3,051.1</b>  | <b>3,243.8</b>  | <b>3,416.3</b>  | <b>3,583.0</b>  | <b>3,803.8</b>  | <b>86.96</b>                           | <b>90.55</b> | <b>94.93</b> | <b>100.00</b> | <b>105.82</b> | <b>113.17</b> |
| <b>Nonresidential equipment and software</b> .....                    | <b>2,828.6</b>                               | <b>2,992.4</b>  | <b>3,182.8</b>  | <b>3,352.2</b>  | <b>3,517.5</b>  | <b>3,736.2</b>  | <b>86.91</b>                           | <b>90.51</b> | <b>94.90</b> | <b>100.00</b> | <b>105.86</b> | <b>113.28</b> |
| Information processing equipment and software .....                   | 760.3  | 802.8           | 850.2           | 906.0           | 969.1           | 1,044.9         | 77.77                                  | 83.43        | 90.81        | 100.00        | 110.86        | 124.86        |
| Computers and peripheral equipment .....                              | 82.0   | 86.4            | 93.6            | 101.5           | 110.6           | 120.7           | 45.21                                  | 53.99        | 71.80        | 100.00        | 140.17        | 206.52        |
| Software <sup>1</sup> .....   | 129.7  | 142.9           | 158.3           | 173.7           | 192.6           | 220.4           | 73.84                                  | 81.69        | 89.64        | 100.00        | 112.26        | 128.48        |
| Communication equipment .....   | 325.3  | 334.7           | 344.3           | 363.8           | 388.2           | 415.7           | 84.15                                  | 88.04        | 93.40        | 100.00        | 107.83        | 117.78        |
| Instruments .....   | 143.8  | 153.7           | 165.1           | 175.0           | 183.9           | 192.7           | 85.71                                  | 90.28        | 95.07        | 100.00        | 104.97        | 109.83        |
| Photocopy and related equipment .....                                 | 60.5   | 65.7            | 68.8            | 71.5            | 71.8            | 71.2            | 92.36                                  | 97.04        | 99.22        | 100.00        | 101.33        | 101.64        |
| Office and accounting equipment .....                                 | 19.0   | 19.5            | 20.1            | 20.5            | 22.0            | 24.3            | 92.72                                  | 94.59        | 97.17        | 100.00        | 107.19        | 118.63        |
| Industrial equipment .....  | 964.3  | 1,010.7         | 1,075.1         | 1,119.1         | 1,158.2         | 1,203.0         | 92.33                                  | 94.31        | 97.07        | 100.00        | 103.08        | 106.38        |
| Fabricated metal products .....                                       | 87.6   | 90.3            | 95.6            | 98.7            | 99.8            | 101.6           | 96.68                                  | 97.12        | 98.06        | 100.00        | 101.23        | 102.92        |
| Engines and turbines .....  | 52.5   | 55.2            | 55.8            | 57.3            | 57.7            | 58.3            | 99.22                                  | 99.88        | 99.36        | 100.00        | 99.08         | 99.30         |
| Steam engines .....   | 46.9   | 49.2            | 49.5            | 50.4            | 50.5            | 50.6            | 100.70                                 | 101.07       | 99.89        | 100.00        | 98.35         | 97.76         |
| Internal combustion engines .....                                     | 5.6  | 5.9             | 6.4             | 6.9             | 7.2             | 7.7             | 88.23                                  | 91.07        | 95.40        | 100.00        | 104.48        | 110.70        |
| Metalworking machinery .....  | 183.3  | 193.7           | 209.2           | 219.2           | 229.5           | 240.2           | 90.15                                  | 92.82        | 96.54        | 100.00        | 104.25        | 108.43        |
| Special industry machinery, n.e.c. ....                               | 214.3  | 225.0           | 240.5           | 253.1           | 261.5           | 271.5           | 91.52                                  | 93.44        | 96.72        | 100.00        | 102.90        | 105.46        |
| General industrial, including materials handling, equipment .....     | 204.5  | 213.4           | 225.3           | 234.9           | 243.8           | 255.2           | 92.73                                  | 94.55        | 97.21        | 100.00        | 102.96        | 106.70        |
| Electrical transmission, distribution, and industrial apparatus ..... | 222.1  | 233.1           | 248.7           | 255.9           | 265.9           | 276.1           | 91.42                                  | 93.89        | 96.87        | 100.00        | 103.96        | 108.17        |
| Transportation equipment .....  | 556.7  | 604.3           | 650.5           | 690.4           | 720.7           | 781.3           | 86.51                                  | 90.93        | 95.20        | 100.00        | 105.35        | 113.40        |
| Trucks, buses, and truck trailers .....                               | 181.4  | 206.7           | 234.1           | 260.8           | 285.4           | 323.7           | 73.33                                  | 80.98        | 89.85        | 100.00        | 111.58        | 124.74        |
| Autos .....   | 126.4  | 142.3           | 150.0           | 159.0           | 162.4           | 164.8           | 84.18                                  | 92.01        | 95.59        | 100.00        | 103.10        | 105.22        |
| Aircraft .....  | 133.5  | 137.4           | 143.6           | 147.1           | 149.4           | 166.5           | 100.42                                 | 99.48        | 100.14       | 100.00        | 101.32        | 111.86        |
| Ships and boats .....   | 46.4   | 46.1            | 45.9            | 46.5            | 46.5            | 46.9            | 106.95                                 | 104.28       | 101.57       | 100.00        | 98.36         | 98.40         |
| Railroad equipment .....  | 68.9   | 71.8            | 76.9            | 77.1            | 76.9            | 79.3            | 98.27                                  | 98.60        | 99.38        | 100.00        | 100.97        | 104.18        |
| Other equipment .....   | 547.3  | 574.6           | 607.1           | 636.8           | 669.4           | 707.0           | 91.75                                  | 93.97        | 96.73        | 100.00        | 104.30        | 109.46        |
| Furniture and fixtures .....  | 149.8  | 159.2           | 169.7           | 178.2           | 188.1           | 196.9           | 91.40                                  | 93.83        | 96.85        | 100.00        | 104.39        | 109.41        |
| Household furniture .....   | 8.4  | 8.6             | 8.8             | 9.0             | 9.2             | 9.5             | 99.79                                  | 99.53        | 99.47        | 100.00        | 101.52        | 104.59        |
| Other furniture .....   | 141.4  | 150.6           | 160.9           | 169.2           | 178.9           | 187.4           | 90.95                                  | 93.53        | 96.71        | 100.00        | 104.54        | 109.67        |
| Tractors .....  | 54.1   | 56.0            | 57.9            | 59.3            | 60.8            | 63.1            | 95.05                                  | 96.40        | 98.45        | 100.00        | 102.40        | 105.33        |
| Farm tractors .....   | 43.7   | 45.7            | 47.6            | 48.6            | 49.7            | 51.3            | 93.47                                  | 95.85        | 98.53        | 100.00        | 102.28        | 104.86        |
| Construction tractors .....   | 10.4   | 10.3            | 10.3            | 10.6            | 11.1            | 11.8            | 102.32                                 | 98.92        | 98.06        | 100.00        | 102.91        | 107.42        |
| Agricultural machinery, except tractors .....                         | 67.5   | 69.6            | 72.6            | 74.9            | 77.2            | 80.0            | 96.85                                  | 97.33        | 98.44        | 100.00        | 102.06        | 104.49        |
| Construction machinery, except tractors .....                         | 69.4   | 72.4            | 76.8            | 82.1            | 88.4            | 96.4            | 91.09                                  | 92.56        | 95.48        | 100.00        | 105.91        | 113.40        |
| Mining and oilfield machinery .....                                   | 16.4   | 16.3            | 16.5            | 16.6            | 16.9            | 18.3            | 107.00                                 | 104.08       | 101.57       | 100.00        | 100.21        | 107.73        |
| Service industry machinery .....                                      | 57.1   | 60.4            | 64.6            | 68.8            | 72.6            | 76.4            | 88.79                                  | 91.85        | 95.61        | 100.00        | 104.16        | 108.57        |
| Electrical equipment, n.e.c. ....                                     | 40.2   | 41.8            | 43.4            | 44.7            | 46.6            | 49.4            | 89.98                                  | 93.21        | 96.01        | 100.00        | 105.57        | 112.65        |
| Household appliances .....  | 2.8  | 2.8             | 2.9             | 2.9             | 2.9             | 2.9             | 102.19                                 | 100.89       | 100.22       | 100.00        | 100.97        | 103.74        |
| Other .....   | 37.4   | 39.0            | 40.5            | 41.9            | 43.7            | 46.5            | 89.16                                  | 92.69        | 95.72        | 100.00        | 105.88        | 113.26        |
| Other nonresidential equipment .....                                  | 92.8   | 98.9            | 105.5           | 112.2           | 118.7           | 126.5           | 87.94                                  | 91.78        | 95.68        | 100.00        | 105.65        | 111.69        |
| <b>Residential equipment</b> .....                                    | <b>55.7</b>                                  | <b>58.7</b>     | <b>61.0</b>     | <b>64.1</b>     | <b>65.5</b>     | <b>67.6</b>     | <b>89.50</b>                           | <b>92.87</b> | <b>96.41</b> | <b>100.00</b> | <b>103.62</b> | <b>107.57</b> |
| <b>Structures</b> .....   | <b>11,433.8</b>                              | <b>12,152.6</b> | <b>12,664.6</b> | <b>13,306.3</b> | <b>13,990.4</b> | <b>14,839.1</b> | <b>94.45</b>                           | <b>96.16</b> | <b>97.92</b> | <b>100.00</b> | <b>102.20</b> | <b>104.66</b> |
| <b>Nonresidential structures</b> .....                                | <b>4,498.5</b>                               | <b>4,739.1</b>  | <b>4,941.4</b>  | <b>5,175.0</b>  | <b>5,437.4</b>  | <b>5,713.7</b>  | <b>95.94</b>                           | <b>96.97</b> | <b>98.31</b> | <b>100.00</b> | <b>101.97</b> | <b>104.14</b> |
| Nonresidential buildings, excluding farm .....                        | 2,816.6                                      | 2,992.3         | 3,125.1         | 3,285.6         | 3,489.2         | 3,722.3         | 94.30                                  | 95.81        | 97.71        | 100.00        | 102.66        | 105.50        |
| Industrial buildings .....  | 636.6  | 673.6           | 700.4           | 729.2           | 762.0           | 798.4           | 96.05                                  | 97.21        | 98.67        | 100.00        | 101.00        | 101.92        |
| Office buildings <sup>2</sup> .....                                   | 657.1  | 694.6           | 723.1           | 756.3           | 803.1           | 861.7           | 95.50                                  | 96.56        | 98.17        | 100.00        | 102.63        | 106.03        |
| Commercial buildings .....  | 710.6  | 757.9           | 796.6           | 843.8           | 900.5           | 962.2           | 92.72                                  | 94.55        | 96.99        | 100.00        | 103.19        | 106.24        |
| Mobile structures .....   | 7.1  | 7.7             | 8.3             | 8.6             | 8.9             | 9.3             | 95.22                                  | 96.45        | 97.98        | 100.00        | 102.66        | 105.72        |
| Other commercial <sup>3</sup> .....                                   | 703.5  | 750.2           | 788.4           | 835.2           | 891.6           | 952.9           | 92.69                                  | 94.53        | 96.98        | 100.00        | 103.19        | 106.25        |
| Religious buildings .....   | 128.2  | 135.3           | 140.2           | 145.7           | 153.5           | 163.0           | 96.74                                  | 97.69        | 98.82        | 100.00        | 101.88        | 104.18        |
| Educational buildings .....   | 113.8  | 122.5           | 129.2           | 137.9           | 150.0           | 163.8           | 90.73                                  | 93.35        | 96.23        | 100.00        | 105.05        | 110.47        |
| Hospital and institutional buildings .....                            | 277.0  | 298.2           | 311.9           | 327.7           | 347.9           | 369.7           | 92.97                                  | 95.68        | 97.81        | 100.00        | 102.61        | 105.05        |
| Other .....   | 293.3  | 310.2           | 323.7           | 345.1           | 372.4           | 403.5           | 93.50                                  | 94.61        | 96.46        | 100.00        | 104.39        | 109.11        |
| Hotels and motels .....   | 148.0  | 156.2           | 164.1           | 177.5           | 194.3           | 214.5           | 91.75                                  | 92.61        | 95.07        | 100.00        | 105.89        | 112.60        |
| Amusement and recreational buildings .....                            | 75.6   | 81.4            | 86.6            | 92.7            | 100.8           | 109.3           | 89.77                                  | 92.37        | 96.01        | 100.00        | 105.12        | 109.81        |
| Other nonfarm buildings <sup>4</sup> .....                            | 69.7   | 72.5            | 73.0            | 75.0            | 77.3            | 79.7            | 102.27                                 | 102.11       | 100.32       | 100.00        | 99.93         | 99.97         |
| Utilities .....   | 1,109.2                                      | 1,148.4         | 1,190.2         | 1,229.0         | 1,262.0         | 1,270.7         | 98.33                                  | 98.49        | 99.13        | 100.00        | 100.56        | 101.41        |
| Railroad .....  | 278.1  | 281.6           | 287.5           | 299.2           | 301.9           | 295.6           | 102.44                                 | 101.50       | 100.62       | 100.00        | 99.53         | 99.16         |
| Telecommunications .....  | 194.4  | 204.4           | 219.3           | 235.3           | 237.8           | 248.6           | 94.09                                  | 95.84        | 97.94        | 100.00        | 102.30        | 105.30        |
| Electric light and power .....  | 444.0  | 460.6           | 478.0           | 483.4           | 500.0           | 504.5           | 98.54                                  | 98.50        | 99.19        | 100.00        | 100.11        | 100.56        |
| Gas .....   | 152.9  | 160.3           | 163.7           | 168.9           | 178.5           | 178.5           | 95.90                                  | 96.43        | 97.83        | 100.00        | 101.44        | 102.76        |
| Petroleum pipelines .....   | 39.8   | 41.5            | 41.7            | 42.1            | 43.8            | 43.5            | 100.09                                 | 100.14       | 99.97        | 100.00        | 99.86         | 100.35        |
| Farm related buildings and structures .....                           | 189.9  | 197.1           | 200.0           | 204.4           | 210.1           | 216.9           | 102.20                                 | 101.44       | 100.53       | 100.00        | 99.42         | 98.83         |
| Mining exploration, shafts, and wells .....                           | 262.9  | 272.5           | 287.3           | 311.2           | 324.1           | 347.1           | 101.77                                 | 101.13       | 100.06       | 100.00        | 102.23        | 104.20        |
| Petroleum and natural gas .....                                       | 232.7  | 240.4           | 254.5           | 277.4           | 289.0           | 310.3           | 102.23                                 | 101.31       | 100.12       | 100.00        | 102.47        | 104.55        |
| Other mining .....  | 30.2   | 32.1            | 32.8            | 33.8            | 35.1            | 36.8            | 98.28                                  | 99.78        | 99.54        | 100.00        | 100.25        | 101.29        |
| Other nonfarm structures <sup>5</sup> .....                           | 119.8  | 128.7           | 138.7           | 144.8           | 152.0           | 156.6           | 92.35                                  | 95.42        | 98.21        | 100.00        | 101.39        | 103.28        |
| <b>Residential structures</b> .....                                   | <b>6,935.3</b>                               | <b>7,413.5</b>  | <b>7,723.3</b>  | <b>8,131.2</b>  | <b>8,553.0</b>  | <b>9,125.4</b>  | <b>93.50</b>                           | <b>95.65</b> | <b>97.67</b> | <b>100.00</b> | <b>102.34</b> | <b>104.99</b> |
| Housing units .....   | 5,653.0                                      | 6,058.9         | 6,301.5         | 6,624.6         | 6,960.0         | 7,450.7         | 93.79                                  | 95.77        | 97.75        | 100.00        | 102.30        | 105.00        |
| Permanent site .....  | 5,544.0                                      | 5,936.8         | 6,169.1         | 6,483.0         | 6,809.7         | 7,289.6         | 93.91                                  | 95.86        | 97.80        | 100.00        | 102.25        | 104.89        |
| 1-to-4-unit .....   | 4,789.2                                      | 5,170.2         | 5,383.9         | 5,663.1         | 5,933.7         | 6,317.4         | 93.11                                  | 95.46        | 97.59        | 100.00        | 102.44        | 105.31        |
| 5-or-more-unit .....  | 754.8  | 766.6           | 785.2           | 819.9           | 876.0           | 972.2           | 99.41                                  | 98.67        | 99.23        | 100.00        | 100.96        | 102.11        |
| Manufactured homes .....  | 109.0  | 122.1           | 132.4           | 141.6           | 150.2           | 161.1           | 88.29                                  | 91.43        | 95.46        | 100.00        | 104.70        | 110.17        |
| Improvements .....  | 1,254.8                                      | 1,326.1         | 1,392.8         | 1,477.1         | 1,562.7         | 1,643.1         | 92.05                                  | 95.00        | 97.25        | 100.00        | 102.56        | 105.06        |
| Other residential <sup>6</sup> .....                                  | 27.5   | 28.6            | 28.9            | 29.6            | 30.4            | 31.7            | 102.09                                 | 100.94       | 100.33       | 100.00        | 100.33        | 100.96        |

1. Excludes software "embedded" or bundled in computers and other equipment.

## C. Historical Measures

This table is derived from the "GDP and Other Major NIPA Series" tables that were published in the April 2000 issue of the SURVEY OF CURRENT BUSINESS and from the "Selected NIPA Tables" that are published in this issue. (Changes in prices are calculated from indexes expressed to three decimal places.)

**Table C.1.—Historical Measures of Real Gross Domestic Product, Real Gross National Product, and Real Gross Domestic Purchases**  
(Quarterly estimates are seasonally adjusted at annual rates)

| Year and quarter | Billions of chained (1996) dollars |                                 |                        | Percent change from preceding period |                                 | Chain-type price indexes |                          | Implicit price deflators |                        | Percent change from preceding period |                          |                          |                        |
|------------------|------------------------------------|---------------------------------|------------------------|--------------------------------------|---------------------------------|--------------------------|--------------------------|--------------------------|------------------------|--------------------------------------|--------------------------|--------------------------|------------------------|
|                  | Gross domestic product             | Final sales of domestic product | Gross national product | Gross domestic product               | Final sales of domestic product | Gross domestic product   | Gross domestic purchases | Gross domestic product   | Gross national product | Chain-type price index               |                          | Implicit price deflators |                        |
|                  |                                    |                                 |                        |                                      |                                 |                          |                          |                          |                        | Gross domestic product               | Gross domestic purchases | Gross domestic product   | Gross national product |
| 1959             | 2,319.0                            | 2,317.4                         | 2,332.8                | 7.2                                  | 6.3                             | 21.88                    | 21.41                    | 21.88                    | 21.88                  | 1.1                                  | 1.1                      | 1.1                      | 1.1                    |
| 1960             | 2,376.7                            | 2,378.5                         | 2,391.9                | 2.5                                  | 2.6                             | 22.19                    | 21.71                    | 22.19                    | 22.18                  | 1.4                                  | 1.4                      | 1.4                      | 1.4                    |
| 1961             | 2,432.0                            | 2,435.5                         | 2,448.8                | 2.3                                  | 2.4                             | 22.43                    | 21.94                    | 22.44                    | 22.43                  | 1.1                                  | 1.1                      | 1.1                      | 1.1                    |
| 1962             | 2,578.9                            | 2,569.5                         | 2,598.0                | 6.0                                  | 5.5                             | 22.74                    | 22.23                    | 22.74                    | 22.74                  | 1.4                                  | 1.3                      | 1.4                      | 1.4                    |
| 1963             | 2,690.4                            | 2,683.6                         | 2,710.8                | 4.3                                  | 4.4                             | 22.99                    | 22.50                    | 23.00                    | 22.99                  | 1.1                                  | 1.2                      | 1.1                      | 1.1                    |
| 1964             | 2,846.5                            | 2,844.1                         | 2,868.5                | 5.8                                  | 6.0                             | 23.34                    | 22.85                    | 23.34                    | 23.34                  | 1.5                                  | 1.6                      | 1.5                      | 1.5                    |
| 1965             | 3,028.5                            | 3,008.5                         | 3,051.7                | 6.4                                  | 5.8                             | 23.77                    | 23.26                    | 23.78                    | 23.77                  | 1.9                                  | 1.8                      | 1.9                      | 1.9                    |
| 1966             | 3,227.5                            | 3,191.1                         | 3,248.9                | 6.6                                  | 6.1                             | 24.45                    | 23.91                    | 24.46                    | 24.45                  | 2.8                                  | 2.8                      | 2.9                      | 2.9                    |
| 1967             | 3,308.3                            | 3,288.2                         | 3,330.4                | 2.5                                  | 3.0                             | 25.21                    | 24.61                    | 25.21                    | 25.21                  | 3.1                                  | 2.9                      | 3.1                      | 3.1                    |
| 1968             | 3,466.1                            | 3,450.0                         | 3,489.8                | 4.8                                  | 4.9                             | 26.29                    | 25.66                    | 26.30                    | 26.29                  | 4.3                                  | 4.3                      | 4.3                      | 4.3                    |
| 1969             | 3,571.4                            | 3,559.1                         | 3,594.1                | 3.0                                  | 3.1                             | 27.59                    | 26.92                    | 27.59                    | 27.59                  | 4.9                                  | 4.9                      | 4.9                      | 4.9                    |
| 1970             | 3,578.0                            | 3,588.6                         | 3,600.6                | -.2                                  | -.9                             | 29.05                    | 28.37                    | 29.06                    | 29.05                  | 5.3                                  | 5.4                      | 5.3                      | 5.3                    |
| 1971             | 3,697.7                            | 3,688.1                         | 3,722.9                | 3.3                                  | 2.8                             | 30.52                    | 29.84                    | 30.52                    | 30.52                  | 5.0                                  | 5.2                      | 5.0                      | 5.1                    |
| 1972             | 3,898.4                            | 3,887.7                         | 3,925.7                | 5.4                                  | 5.4                             | 31.81                    | 31.17                    | 31.82                    | 31.82                  | 4.2                                  | 4.5                      | 4.3                      | 4.2                    |
| 1973             | 4,123.4                            | 4,094.3                         | 4,161.0                | 5.8                                  | 5.3                             | 33.60                    | 32.99                    | 33.60                    | 33.60                  | 5.6                                  | 5.8                      | 5.6                      | 5.6                    |
| 1974             | 4,099.0                            | 4,080.7                         | 4,142.3                | -6                                   | -3                              | 36.60                    | 36.35                    | 36.62                    | 36.62                  | 9.0                                  | 10.2                     | 9.0                      | 9.0                    |
| 1975             | 4,084.4                            | 4,118.5                         | 4,117.7                | -4                                   | -.9                             | 40.03                    | 39.69                    | 40.03                    | 40.03                  | 9.4                                  | 9.2                      | 9.3                      | 9.3                    |
| 1976             | 4,311.7                            | 4,288.8                         | 4,351.4                | 5.6                                  | 4.1                             | 42.29                    | 41.93                    | 42.30                    | 42.31                  | 5.7                                  | 5.7                      | 5.7                      | 5.7                    |
| 1977             | 4,511.8                            | 4,478.8                         | 4,556.6                | 4.6                                  | 4.4                             | 45.02                    | 44.80                    | 45.02                    | 45.03                  | 6.4                                  | 6.8                      | 6.4                      | 6.4                    |
| 1978             | 4,760.6                            | 4,722.9                         | 4,805.3                | 5.5                                  | 5.5                             | 48.22                    | 48.02                    | 48.23                    | 48.24                  | 7.1                                  | 7.2                      | 7.1                      | 7.1                    |
| 1979             | 4,912.1                            | 4,894.4                         | 4,973.9                | 3.2                                  | 3.6                             | 52.24                    | 52.26                    | 52.25                    | 52.26                  | 8.3                                  | 8.8                      | 8.3                      | 8.3                    |
| 1980             | 4,900.9                            | 4,928.1                         | 4,962.3                | -2                                   | -.7                             | 57.05                    | 57.79                    | 57.04                    | 57.05                  | 9.2                                  | 10.6                     | 9.2                      | 9.2                    |
| 1981             | 5,021.0                            | 4,989.5                         | 5,075.4                | 2.5                                  | 1.2                             | 62.37                    | 63.05                    | 62.37                    | 62.38                  | 9.3                                  | 9.1                      | 9.3                      | 9.3                    |
| 1982             | 4,919.3                            | 4,954.9                         | 4,973.6                | -2.0                                 | -7                              | 66.26                    | 66.71                    | 66.25                    | 66.26                  | 6.2                                  | 5.8                      | 6.2                      | 6.2                    |
| 1983             | 5,132.3                            | 5,154.5                         | 5,184.9                | 4.3                                  | 4.0                             | 68.87                    | 69.05                    | 68.88                    | 68.89                  | 3.9                                  | 3.5                      | 4.0                      | 4.0                    |
| 1984             | 5,505.2                            | 5,427.9                         | 5,553.8                | 7.3                                  | 5.3                             | 71.44                    | 71.46                    | 71.44                    | 71.45                  | 3.7                                  | 3.5                      | 3.7                      | 3.7                    |
| 1985             | 5,717.1                            | 5,698.8                         | 5,750.9                | 3.8                                  | 5.0                             | 73.69                    | 73.56                    | 73.69                    | 73.69                  | 3.2                                  | 2.9                      | 3.2                      | 3.2                    |
| 1986             | 5,912.4                            | 5,912.6                         | 5,932.5                | 3.4                                  | 3.8                             | 75.32                    | 75.22                    | 75.31                    | 75.32                  | 2.2                                  | 2.3                      | 2.2                      | 2.2                    |
| 1987             | 6,113.3                            | 6,088.8                         | 6,130.8                | 3.4                                  | 3.0                             | 77.58                    | 77.70                    | 77.58                    | 77.58                  | 3.0                                  | 3.3                      | 3.0                      | 3.0                    |
| 1988             | 6,368.4                            | 6,352.6                         | 6,391.1                | 4.2                                  | 4.3                             | 80.22                    | 80.36                    | 80.21                    | 80.22                  | 3.4                                  | 3.4                      | 3.4                      | 3.4                    |
| 1989             | 6,591.8                            | 6,565.4                         | 6,615.5                | 3.5                                  | 3.3                             | 83.27                    | 83.45                    | 83.27                    | 83.28                  | 3.8                                  | 3.8                      | 3.8                      | 3.8                    |
| 1990             | 6,707.9                            | 6,695.6                         | 6,740.0                | 1.8                                  | 2.0                             | 86.53                    | 86.85                    | 86.51                    | 86.53                  | 3.9                                  | 4.1                      | 3.9                      | 3.9                    |
| 1991             | 6,676.4                            | 6,681.5                         | 6,703.4                | -.5                                  | -2                              | 89.66                    | 89.81                    | 89.66                    | 89.67                  | 3.6                                  | 3.4                      | 3.6                      | 3.6                    |
| 1992             | 6,880.0                            | 6,867.7                         | 6,905.8                | 3.0                                  | 2.8                             | 91.85                    | 92.03                    | 91.84                    | 91.84                  | 2.4                                  | 2.5                      | 2.4                      | 2.4                    |
| 1993             | 7,062.6                            | 7,043.8                         | 7,087.8                | 2.7                                  | 2.6                             | 94.05                    | 94.14                    | 94.05                    | 94.06                  | 2.4                                  | 2.3                      | 2.4                      | 2.4                    |
| 1994             | 7,347.7                            | 7,285.8                         | 7,364.3                | 4.0                                  | 3.4                             | 96.01                    | 96.06                    | 96.01                    | 96.02                  | 2.1                                  | 2.0                      | 2.1                      | 2.1                    |
| 1995             | 7,543.8                            | 7,512.2                         | 7,564.0                | 2.7                                  | 3.1                             | 98.10                    | 98.20                    | 98.10                    | 98.11                  | 2.2                                  | 2.2                      | 2.2                      | 2.2                    |
| 1996             | 7,813.2                            | 7,783.2                         | 7,831.2                | 3.6                                  | 3.6                             | 100.00                   | 100.00                   | 100.00                   | 100.00                 | 1.9                                  | 1.8                      | 1.9                      | 1.9                    |
| 1997             | 8,144.8                            | 8,075.5                         | 8,150.9                | 4.2                                  | 3.8                             | 101.91                   | 101.61                   | 101.91                   | 101.89                 | 1.9                                  | 1.6                      | 1.9                      | 1.9                    |
| 1998             | 8,495.7                            | 8,420.8                         | 8,487.8                | 4.3                                  | 4.3                             | 103.11                   | 102.35                   | 103.11                   | 103.09                 | 1.2                                  | -.7                      | 1.2                      | 1.1                    |
| 1999             | 8,848.2                            | 8,800.5                         | 8,830.8                | 4.2                                  | 4.5                             | 104.55                   | 103.86                   | 104.61                   | 104.59                 | 1.4                                  | 1.5                      | 1.5                      | 1.5                    |
| 1959: I          | 2,273.0                            | 2,275.1                         | 2,286.2                | 8.6                                  | 9.1                             | 21.79                    | 21.33                    | 21.83                    | 21.82                  | -.9                                  | 1.2                      | -.1                      | -.1                    |
| 1959: II         | 2,332.4                            | 2,314.9                         | 2,345.5                | 10.9                                 | 7.2                             | 21.84                    | 21.37                    | 21.83                    | 21.83                  | -.9                                  | -.9                      | -.1                      | -.1                    |
| 1959: III        | 2,331.1                            | 2,344.3                         | 2,345.5                | -.2                                  | -.2                             | 21.90                    | 21.43                    | 21.88                    | 21.88                  | 1.2                                  | 1.1                      | -.9                      | -.9                    |
| 1959: IV         | 2,339.4                            | 2,335.5                         | 2,354.1                | 1.3                                  | 1.5                             | 21.99                    | 21.52                    | 21.99                    | 21.99                  | 1.7                                  | 1.7                      | 1.8                      | 1.8                    |
| 1960: I          | 2,391.0                            | 2,360.4                         | 2,405.4                | 9.2                                  | 4.3                             | 22.04                    | 21.57                    | 22.08                    | 22.07                  | -.9                                  | -.8                      | 1.7                      | 1.8                    |
| 1960: II         | 2,379.2                            | 2,382.7                         | 2,393.9                | -2.0                                 | 3.8                             | 22.14                    | 21.66                    | 22.15                    | 22.15                  | 1.7                                  | 1.8                      | 1.4                      | 1.3                    |
| 1960: III        | 2,383.6                            | 2,380.0                         | 2,398.9                | -.7                                  | -.5                             | 22.23                    | 21.76                    | 22.23                    | 22.23                  | 1.8                                  | 1.8                      | 1.5                      | 1.5                    |
| 1960: IV         | 2,352.9                            | 2,391.1                         | 2,369.3                | -5.0                                 | 1.9                             | 22.33                    | 21.86                    | 22.30                    | 22.29                  | 1.8                                  | 1.9                      | 1.2                      | 1.1                    |
| 1961: I          | 2,366.5                            | 2,392.9                         | 2,383.7                | 2.3                                  | -.3                             | 22.36                    | 21.88                    | 22.35                    | 22.34                  | -.5                                  | -.4                      | 1.0                      | 1.0                    |
| 1961: II         | 2,410.8                            | 2,418.3                         | 2,427.1                | 7.7                                  | 4.3                             | 22.40                    | 21.91                    | 22.40                    | 22.39                  | -.7                                  | -.5                      | -.8                      | -.8                    |
| 1961: III        | 2,450.4                            | 2,437.7                         | 2,467.2                | 6.8                                  | 3.2                             | 22.45                    | 21.96                    | 22.46                    | 22.45                  | -.9                                  | -.9                      | 1.1                      | 1.1                    |
| 1961: IV         | 2,500.4                            | 2,493.2                         | 2,517.5                | 8.4                                  | 9.4                             | 22.51                    | 22.01                    | 22.53                    | 22.53                  | 1.0                                  | -.9                      | 1.4                      | 1.4                    |
| 1962: I          | 2,544.0                            | 2,522.5                         | 2,561.0                | 7.2                                  | 4.8                             | 22.64                    | 22.13                    | 22.67                    | 22.67                  | 2.4                                  | 2.2                      | 2.5                      | 2.5                    |
| 1962: II         | 2,571.5                            | 2,564.6                         | 2,590.3                | 4.4                                  | 6.8                             | 22.71                    | 22.20                    | 22.71                    | 22.70                  | 1.1                                  | 1.3                      | -.6                      | -.6                    |
| 1962: III        | 2,596.8                            | 2,586.2                         | 2,615.7                | 4.0                                  | 3.4                             | 22.77                    | 22.26                    | 22.76                    | 22.75                  | 1.1                                  | 1.0                      | 1.0                      | 1.0                    |
| 1962: IV         | 2,603.3                            | 2,604.6                         | 2,625.1                | 1.0                                  | 2.9                             | 22.84                    | 22.34                    | 22.83                    | 22.83                  | 1.4                                  | 1.4                      | 1.3                      | 1.3                    |
| 1963: I          | 2,634.1                            | 2,619.3                         | 2,654.8                | 4.8                                  | 2.3                             | 22.93                    | 22.42                    | 22.91                    | 22.90                  | 1.4                                  | 1.6                      | 1.3                      | 1.3                    |
| 1963: II         | 2,668.4                            | 2,663.9                         | 2,688.2                | 5.3                                  | 7.0                             | 22.95                    | 22.45                    | 22.94                    | 22.93                  | -.3                                  | -.4                      | -.6                      | -.6                    |
| 1963: III        | 2,719.6                            | 2,712.0                         | 2,739.8                | 7.9                                  | 7.4                             | 22.98                    | 22.49                    | 22.98                    | 22.97                  | -.6                                  | -.6                      | -.6                      | -.6                    |
| 1963: IV         | 2,739.4                            | 2,739.6                         | 2,760.3                | 2.9                                  | 4.1                             | 23.12                    | 22.63                    | 23.16                    | 23.15                  | 2.5                                  | 2.6                      | 3.2                      | 3.2                    |
| 1964: I          | 2,800.5                            | 2,799.3                         | 2,823.2                | 9.2                                  | 9.0                             | 23.20                    | 22.72                    | 23.22                    | 23.22                  | 1.4                                  | 1.5                      | 1.2                      | 1.2                    |
| 1964: II         | 2,833.8                            | 2,833.5                         | 2,855.7                | 4.8                                  | 5.0                             | 23.27                    | 22.79                    | 23.28                    | 23.27                  | 1.2                                  | 1.3                      | -.9                      | -.9                    |
| 1964: III        | 2,872.0                            | 2,868.3                         | 2,894.7                | 5.5                                  | 5.0                             | 23.39                    | 22.90                    | 23.37                    | 23.37                  | 2.0                                  | 1.8                      | 1.6                      | 1.6                    |
| 1964: IV         | 2,879.5                            | 2,879.5                         | 2,900.5                | 1.0                                  | 1.0                             | 23.49                    | 22.99                    | 23.49                    | 23.48                  | 1.8                                  | 1.7                      | 2.0                      | 2.0                    |
| 1965: I          | 2,950.1                            | 2,920.2                         | 2,974.0                | 10.2                                 | 6.4                             | 23.60                    | 23.08                    | 23.61                    | 23.60                  | 1.9                                  | 1.6                      | 2.1                      | 2.1                    |
| 1965: II         | 2,989.9                            | 2,973.2                         | 3,014.6                | 5.5                                  | 7.4                             | 23.71                    | 23.19                    | 23.71                    | 23.71                  | 1.8                                  | 1.8                      | 1.8                      | 1.8                    |
| 1965: III        | 3,050.7                            | 3,029.4                         | 3,073.6                | 8.4                                  | 7.8                             | 23.81                    | 23.30                    | 23.81                    | 23.80                  | 1.8                                  | 1.9                      | 1.5                      | 1.5                    |
| 1965: IV         | 3,123.6                            | 3,111.4                         | 3,144.5                | 9.9                                  | 11.3                            | 23.97                    | 23.46                    | 23.97                    | 23.97                  | 2.6                                  | 2.9                      | 2.8                      | 2.8                    |
| 1966: I          | 3,201.1                            | 3,165.1                         | 3,222.6                | 10.3                                 | 7.1                             | 24.11                    | 23.59                    | 24.13                    | 24.12                  | 2.4                                  | 2.1                      | 2.6                      | 2.6                    |
| 1966: II         | 3,213.2                            | 3,180.0                         | 3,234.8                | 1.5                                  | 1.9                             | 24.33                    | 23.81                    | 24.32                    | 24.32                  | 3.8                                  | 3.8                      | 3.3                      | 3.3                    |
| 1966: III        | 3,233.6                            | 3,205.0                         | 3,254.7                | 2.6                                  | 3.2                             | 24.57                    | 24.03                    | 24.58                    | 24.58                  | 4.0                                  | 3.7                      | 4.3                      | 4.3                    |
| 1966: IV         | 3,261.8                            | 3,214.5                         | 3,283.7                | 3.5                                  | 1.2                             | 24.79                    | 24.22                    | 24.79                    | 24.79                  | 3.5                                  | 3.3                      | 3.5                      | 3.5                    |

**Table C.1.—Historical Measures of Real Gross Domestic Product, Real Gross National Product, and Real Gross Domestic Purchases—Continued**  
 [Quarterly estimates are seasonally adjusted at annual rates]

| Year and quarter | Billions of chained (1996) dollars |                                 |                        | Percent change from preceding period |                                 | Chain-type price indexes |                          | Implicit price deflators |                        | Percent change from preceding period |                          |                          |                        |
|------------------|------------------------------------|---------------------------------|------------------------|--------------------------------------|---------------------------------|--------------------------|--------------------------|--------------------------|------------------------|--------------------------------------|--------------------------|--------------------------|------------------------|
|                  | Gross domestic product             | Final sales of domestic product | Gross national product | Gross domestic product               | Final sales of domestic product | Gross domestic product   | Gross domestic purchases | Gross domestic product   | Gross national product | Chain-type price index               |                          | Implicit price deflators |                        |
|                  |                                    |                                 |                        |                                      |                                 |                          |                          |                          |                        | Gross domestic product               | Gross domestic purchases | Gross domestic product   | Gross national product |
| 1967: I          | 3,291.8                            | 3,246.9                         | 3,313.4                | 3.7                                  | 4.1                             | 24.90                    | 24.32                    | 24.89                    | 24.89                  | 1.9                                  | 1.6                      | 1.6                      | 1.6                    |
| 1967: II         | 3,289.7                            | 3,281.5                         | 3,310.7                | -3                                   | 4.3                             | 25.06                    | 24.47                    | 25.05                    | 25.04                  | 2.5                                  | 2.5                      | 2.5                      | 2.5                    |
| 1967: III        | 3,313.5                            | 3,297.4                         | 3,336.6                | 2.9                                  | 2.0                             | 25.29                    | 24.70                    | 25.31                    | 25.31                  | 3.8                                  | 3.8                      | 4.3                      | 4.3                    |
| 1967: IV         | 3,338.3                            | 3,326.9                         | 3,360.8                | 3.0                                  | 3.6                             | 25.57                    | 24.96                    | 25.59                    | 25.59                  | 4.4                                  | 4.3                      | 4.5                      | 4.5                    |
| 1968: I          | 3,406.2                            | 3,394.2                         | 3,429.2                | 8.4                                  | 8.3                             | 25.86                    | 25.24                    | 25.88                    | 25.87                  | 4.6                                  | 4.6                      | 4.5                      | 4.5                    |
| 1968: II         | 3,464.8                            | 3,428.5                         | 3,488.3                | 7.1                                  | 4.1                             | 26.15                    | 25.51                    | 26.14                    | 26.14                  | 4.5                                  | 4.2                      | 4.1                      | 4.1                    |
| 1968: III        | 3,489.2                            | 3,478.1                         | 3,513.4                | 2.8                                  | 5.9                             | 26.39                    | 25.77                    | 26.39                    | 26.39                  | 3.8                                  | 4.1                      | 3.9                      | 3.9                    |
| 1968: IV         | 3,504.1                            | 3,499.5                         | 3,528.1                | 1.7                                  | 2.5                             | 26.76                    | 26.13                    | 26.76                    | 26.76                  | 5.7                                  | 5.7                      | 5.7                      | 5.7                    |
| 1969: I          | 3,558.3                            | 3,535.0                         | 3,582.2                | 6.3                                  | 4.1                             | 27.02                    | 26.37                    | 27.03                    | 27.03                  | 3.9                                  | 3.8                      | 4.1                      | 4.1                    |
| 1969: II         | 3,567.6                            | 3,551.3                         | 3,590.6                | 1.0                                  | 1.9                             | 27.39                    | 26.73                    | 27.39                    | 27.38                  | 5.5                                  | 5.6                      | 5.3                      | 5.3                    |
| 1969: III        | 3,588.3                            | 3,569.0                         | 3,610.3                | 2.3                                  | 2.0                             | 27.79                    | 27.11                    | 27.79                    | 27.79                  | 6.0                                  | 5.8                      | 6.0                      | 6.0                    |
| 1969: IV         | 3,571.4                            | 3,568.3                         | 3,593.3                | -1.9                                 | -1                              | 28.15                    | 27.46                    | 28.15                    | 28.15                  | 5.3                                  | 5.3                      | 5.3                      | 5.3                    |
| 1970: I          | 3,566.5                            | 3,578.9                         | 3,589.1                | -6                                   | 1.2                             | 28.54                    | 27.85                    | 28.55                    | 28.54                  | 5.6                                  | 5.8                      | 5.8                      | 5.8                    |
| 1970: II         | 3,573.9                            | 3,573.2                         | 3,597.4                | 8                                    | -6                              | 28.94                    | 28.24                    | 28.94                    | 28.94                  | 5.8                                  | 5.6                      | 5.7                      | 5.7                    |
| 1970: III        | 3,605.2                            | 3,605.0                         | 3,628.3                | 3.6                                  | 3.6                             | 29.17                    | 28.51                    | 29.18                    | 29.17                  | 3.2                                  | 3.9                      | 3.3                      | 3.3                    |
| 1970: IV         | 3,566.5                            | 3,597.4                         | 3,587.6                | -4.2                                 | -8                              | 29.55                    | 28.89                    | 29.56                    | 29.56                  | 5.3                                  | 5.5                      | 5.3                      | 5.3                    |
| 1971: I          | 3,666.1                            | 3,643.1                         | 3,691.3                | 11.6                                 | 5.2                             | 30.00                    | 29.31                    | 30.00                    | 30.00                  | 6.1                                  | 6.0                      | 6.1                      | 6.1                    |
| 1971: II         | 3,686.2                            | 3,667.8                         | 3,712.8                | 2.2                                  | 2.7                             | 30.40                    | 29.71                    | 30.40                    | 30.40                  | 5.5                                  | 5.5                      | 5.4                      | 5.4                    |
| 1971: III        | 3,714.5                            | 3,698.9                         | 3,738.4                | 3.1                                  | 3.4                             | 30.71                    | 30.04                    | 30.71                    | 30.71                  | 4.1                                  | 4.6                      | 4.2                      | 4.2                    |
| 1971: IV         | 3,723.8                            | 3,742.5                         | 3,749.2                | 1.0                                  | 4.8                             | 30.96                    | 30.30                    | 30.96                    | 30.96                  | 3.3                                  | 3.5                      | 3.3                      | 3.3                    |
| 1972: I          | 3,796.9                            | 3,802.2                         | 3,823.4                | 8.1                                  | 6.5                             | 31.42                    | 30.76                    | 31.41                    | 31.41                  | 6.1                                  | 6.1                      | 5.8                      | 5.8                    |
| 1972: II         | 3,883.8                            | 3,862.7                         | 3,910.0                | 9.5                                  | 6.5                             | 31.61                    | 30.98                    | 31.61                    | 31.61                  | 2.5                                  | 2.9                      | 2.6                      | 2.6                    |
| 1972: III        | 3,922.3                            | 3,897.2                         | 3,950.7                | 4.0                                  | 3.6                             | 31.92                    | 31.30                    | 31.92                    | 31.92                  | 4.0                                  | 4.2                      | 4.0                      | 4.0                    |
| 1972: IV         | 3,990.5                            | 3,988.5                         | 4,018.7                | 7.1                                  | 9.7                             | 32.30                    | 31.67                    | 32.32                    | 32.32                  | 4.8                                  | 4.8                      | 5.1                      | 5.1                    |
| 1973: I          | 4,092.3                            | 4,075.5                         | 4,125.0                | 10.6                                 | 9.0                             | 32.73                    | 32.09                    | 32.71                    | 32.71                  | 5.4                                  | 5.4                      | 4.9                      | 4.9                    |
| 1973: II         | 4,133.3                            | 4,094.4                         | 4,168.3                | 4.1                                  | 1.9                             | 33.27                    | 32.69                    | 33.25                    | 33.25                  | 6.8                                  | 7.7                      | 6.9                      | 6.9                    |
| 1973: III        | 4,117.0                            | 4,100.7                         | 4,158.0                | -1.6                                 | 6                               | 33.90                    | 33.29                    | 33.86                    | 33.86                  | 7.9                                  | 7.6                      | 7.5                      | 7.5                    |
| 1973: IV         | 4,151.1                            | 4,106.3                         | 4,192.5                | 3.4                                  | 5                               | 34.48                    | 33.91                    | 34.58                    | 34.58                  | 7.0                                  | 7.6                      | 8.7                      | 8.7                    |
| 1974: I          | 4,119.3                            | 4,101.8                         | 4,168.1                | -3.0                                 | -4                              | 35.18                    | 34.80                    | 35.20                    | 35.20                  | 8.4                                  | 10.9                     | 7.4                      | 7.4                    |
| 1974: II         | 4,130.4                            | 4,105.6                         | 4,176.5                | 1.1                                  | 4                               | 35.97                    | 35.79                    | 36.02                    | 36.02                  | 9.2                                  | 11.9                     | 9.6                      | 9.6                    |
| 1974: III        | 4,084.5                            | 4,089.8                         | 4,126.5                | -4.4                                 | -1.5                            | 37.07                    | 36.87                    | 37.09                    | 37.08                  | 12.8                                 | 12.7                     | 12.4                     | 12.4                   |
| 1974: IV         | 4,062.0                            | 4,025.8                         | 4,098.0                | -2.2                                 | -6.1                            | 38.20                    | 37.93                    | 38.20                    | 38.19                  | 12.7                                 | 12.0                     | 12.5                     | 12.5                   |
| 1975: I          | 4,010.0                            | 4,054.7                         | 4,040.1                | -5.0                                 | 2.9                             | 39.08                    | 38.76                    | 39.08                    | 39.08                  | 9.6                                  | 9.0                      | 9.6                      | 9.6                    |
| 1975: II         | 4,045.2                            | 4,099.2                         | 4,075.6                | 3.6                                  | 4.5                             | 39.63                    | 39.33                    | 39.63                    | 39.63                  | 5.8                                  | 6.0                      | 5.7                      | 5.7                    |
| 1975: III        | 4,115.4                            | 4,135.9                         | 4,148.4                | 7.1                                  | 3.6                             | 40.35                    | 39.99                    | 40.33                    | 40.33                  | 7.5                                  | 7.0                      | 7.3                      | 7.3                    |
| 1975: IV         | 4,167.2                            | 4,164.3                         | 4,206.7                | 5.1                                  | 4.8                             | 41.05                    | 40.67                    | 41.05                    | 41.05                  | 7.1                                  | 6.9                      | 7.3                      | 7.3                    |
| 1976: I          | 4,266.1                            | 4,248.8                         | 4,304.2                | 9.8                                  | 6.3                             | 41.49                    | 41.11                    | 41.50                    | 41.50                  | 4.3                                  | 4.4                      | 4.5                      | 4.5                    |
| 1976: II         | 4,301.5                            | 4,264.1                         | 4,341.2                | 3.4                                  | 1.4                             | 41.93                    | 41.56                    | 41.92                    | 41.92                  | 4.3                                  | 4.5                      | 4.1                      | 4.1                    |
| 1976: III        | 4,321.9                            | 4,289.7                         | 4,362.0                | 1.9                                  | 2.4                             | 42.51                    | 42.18                    | 42.50                    | 42.51                  | 5.6                                  | 6.1                      | 5.7                      | 5.7                    |
| 1976: IV         | 4,357.4                            | 4,352.4                         | 4,398.4                | 3.3                                  | 6.0                             | 43.25                    | 42.88                    | 43.27                    | 43.28                  | 7.1                                  | 6.8                      | 7.4                      | 7.4                    |
| 1977: I          | 4,410.5                            | 4,393.8                         | 4,457.6                | 5.0                                  | 3.9                             | 43.97                    | 43.68                    | 43.97                    | 43.97                  | 6.9                                  | 7.7                      | 6.6                      | 6.6                    |
| 1977: II         | 4,489.8                            | 4,464.0                         | 4,535.9                | 7.4                                  | 6.5                             | 44.69                    | 44.45                    | 44.69                    | 44.71                  | 6.7                                  | 7.2                      | 6.8                      | 6.8                    |
| 1977: III        | 4,570.6                            | 4,509.7                         | 4,616.4                | 7.4                                  | 4.2                             | 45.32                    | 45.14                    | 45.23                    | 45.25                  | 5.8                                  | 6.4                      | 4.9                      | 4.9                    |
| 1977: IV         | 4,576.1                            | 4,547.5                         | 4,616.6                | 5                                    | 3.4                             | 46.08                    | 45.92                    | 46.16                    | 46.17                  | 6.9                                  | 7.0                      | 8.5                      | 8.4                    |
| 1978: I          | 4,588.9                            | 4,552.0                         | 4,636.0                | 1.1                                  | 4                               | 46.86                    | 46.67                    | 46.86                    | 46.87                  | 6.9                                  | 6.8                      | 6.2                      | 6.2                    |
| 1978: II         | 4,765.7                            | 4,730.8                         | 4,804.8                | 16.3                                 | 16.7                            | 47.79                    | 47.60                    | 47.77                    | 47.78                  | 8.2                                  | 8.2                      | 8.0                      | 8.0                    |
| 1978: III        | 4,811.7                            | 4,774.7                         | 4,854.6                | 3.9                                  | 3.8                             | 48.64                    | 48.45                    | 48.60                    | 48.61                  | 7.3                                  | 7.3                      | 7.1                      | 7.1                    |
| 1978: IV         | 4,876.0                            | 4,834.2                         | 4,925.8                | 5.5                                  | 5.1                             | 49.62                    | 49.37                    | 49.59                    | 49.60                  | 8.3                                  | 7.8                      | 8.4                      | 8.4                    |
| 1979: I          | 4,888.3                            | 4,855.1                         | 4,939.6                | 1.0                                  | 1.7                             | 50.58                    | 50.38                    | 50.55                    | 50.56                  | 8.0                                  | 8.4                      | 7.9                      | 7.9                    |
| 1979: II         | 4,891.4                            | 4,852.9                         | 4,949.3                | 3                                    | -2                              | 51.73                    | 51.58                    | 51.71                    | 51.72                  | 9.4                                  | 9.9                      | 9.5                      | 9.5                    |
| 1979: III        | 4,926.2                            | 4,921.9                         | 4,995.6                | 2.9                                  | 5.8                             | 52.79                    | 52.89                    | 52.81                    | 52.82                  | 8.5                                  | 10.5                     | 8.8                      | 8.8                    |
| 1979: IV         | 4,942.6                            | 4,947.7                         | 5,011.4                | 1.3                                  | 2.1                             | 53.86                    | 54.20                    | 53.90                    | 53.90                  | 8.3                                  | 10.3                     | 8.5                      | 8.5                    |
| 1980: I          | 4,958.9                            | 4,961.4                         | 5,028.8                | 1.3                                  | 1.1                             | 55.08                    | 55.73                    | 55.11                    | 55.12                  | 9.4                                  | 11.8                     | 9.3                      | 9.3                    |
| 1980: II         | 4,857.8                            | 4,861.6                         | 4,922.5                | -7.9                                 | -7.8                            | 56.35                    | 57.14                    | 56.34                    | 56.35                  | 9.5                                  | 10.5                     | 9.2                      | 9.2                    |
| 1980: III        | 4,850.3                            | 4,923.9                         | 4,911.3                | -6                                   | 5.2                             | 57.62                    | 58.43                    | 57.60                    | 57.61                  | 9.4                                  | 9.3                      | 9.2                      | 9.2                    |
| 1980: IV         | 4,936.6                            | 4,965.2                         | 4,986.3                | 7.3                                  | 3.4                             | 59.16                    | 59.89                    | 59.13                    | 59.14                  | 11.1                                 | 10.4                     | 11.0                     | 11.1                   |
| 1981: I          | 5,032.5                            | 4,985.6                         | 5,086.4                | 8.0                                  | 1.7                             | 60.67                    | 61.42                    | 60.66                    | 60.67                  | 10.6                                 | 10.7                     | 10.8                     | 10.8                   |
| 1981: II         | 4,997.3                            | 4,995.9                         | 5,048.1                | -2.8                                 | 8                               | 61.75                    | 62.53                    | 61.76                    | 61.77                  | 7.3                                  | 7.4                      | 7.5                      | 7.5                    |
| 1981: III        | 5,056.8                            | 5,003.5                         | 5,110.5                | 4.9                                  | 6                               | 62.95                    | 63.56                    | 62.95                    | 62.97                  | 8.0                                  | 6.7                      | 8.0                      | 8.0                    |
| 1981: IV         | 4,997.1                            | 4,972.9                         | 5,056.8                | -4.6                                 | -2.4                            | 64.10                    | 64.70                    | 64.10                    | 64.11                  | 7.5                                  | 7.4                      | 7.5                      | 7.5                    |
| 1982: I          | 4,914.3                            | 4,959.7                         | 4,969.4                | -6.5                                 | -1.1                            | 65.00                    | 65.56                    | 64.99                    | 65.00                  | 5.8                                  | 5.4                      | 5.7                      | 5.7                    |
| 1982: II         | 4,935.5                            | 4,954.2                         | 4,996.9                | 1.7                                  | -4                              | 65.84                    | 66.29                    | 65.83                    | 65.84                  | 5.3                                  | 4.6                      | 5.3                      | 5.2                    |
| 1982: III        | 4,912.1                            | 4,916.8                         | 4,963.4                | -1.9                                 | -3.0                            | 66.75                    | 67.16                    | 66.75                    | 66.76                  | 5.6                                  | 5.4                      | 5.7                      | 5.7                    |
| 1982: IV         | 4,915.6                            | 4,988.1                         | 4,964.8                | 3                                    | 6.0                             | 67.44                    | 67.83                    | 67.45                    | 67.46                  | 4.2                                  | 4.0                      | 4.3                      | 4.3                    |
| 1983: I          | 4,972.4                            | 5,036.1                         | 5,021.5                | 4.7                                  | 3.8                             | 67.98                    | 68.22                    | 67.95                    | 67.96                  | 3.3                                  | 2.3                      | 3.0                      | 3.0                    |
| 1983: II         | 5,089.8                            | 5,113.1                         | 5,142.2                | 9.8                                  | 6.3                             | 68.59                    | 68.80                    | 68.56                    | 68.57                  | 3.6                                  | 3.5                      | 3.7                      | 3.7                    |
| 1983: III        | 5,180.4                            | 5,200.3                         | 5,233.9                | 7.3                                  | 7.0                             | 69.17                    | 69.35                    | 69.16                    | 69.18                  | 3.4                                  | 3.2                      | 3.6                      | 3.6                    |
| 1983: IV         | 5,286.8                            | 5,268.5                         | 5,342.0                | 8.5                                  | 5.4                             | 69.75                    | 69.83                    | 69.77                    | 69.79                  | 3.4                                  | 2.8                      | 3.6                      | 3.6                    |
| 1984: I          | 5,402.3                            | 5,313.9                         | 5,452.6                | 9.0                                  | 3.5                             | 70.59                    | 70.67                    | 70.59                    | 70.60                  | 4.9                                  | 4.9                      | 4.8                      | 4.8                    |
| 1984: II         | 5,493.8                            | 5,410.8                         | 5,544.3                | 7.0                                  | 7.5                             | 71.18                    | 71.25                    | 71.16                    | 71.17                  | 3.4                                  | 3.3                      | 3.3                      | 3.3                    |
| 1984: III        | 5,541.3                            | 5,456.0                         | 5,591.1                | 3.5                                  | 3.4                             | 71.74                    | 71.72                    | 71.73                    | 71.74                  | 3.2                                  | 2.7                      | 3.2                      | 3.2                    |
| 1984: IV         | 5,583.1                            | 5,531.0                         | 5,627.1                | 3.1                                  | 5.6                             | 72.24                    | 72.18                    | 72.24                    | 72.25                  | 2.8                                  | 2.5                      | 2.9                      | 2.9                    |
| 1985: I          | 5,629.7                            | 5,619.8                         | 5,664.3                | 3.4                                  | 6.6                             | 73.01                    | 72.80                    | 73.00                    | 73.01                  | 4.3                                  | 3.5                      | 4.3                      | 4.2                    |
| 1985: II         | 5,673.8                            | 5,657.0                         | 5,710.9                | 3.2                                  | 2.7                             | 73.49                    | 73.32                    | 73.50                    | 73.50                  | 2.7                                  | 2.8                      | 2.7                      | 2.8                    |
| 1985: III        | 5,758.6                            | 5,746.0                         | 5,788.6                | 6.1                                  | 6.4                             | 73.88                    | 73.73                    | 73.85                    | 73.86                  | 2.1                                  | 2.3                      | 2.0                      | 1.9                    |
| 1985: IV         | 5,806.0                            | 5,772.5                         | 5,839.6                | 3.3                                  | 1.9                             | 74.40                    | 74.38                    | 74.39                    | 74.40                  | 2.9                                  | 3.6                      | 3.0                      | 3.0                    |
| 1986: I          | 5,858.9                            | 5,828.7                         | 5,887.3                | 3.7                                  | 3.9                             | 74.69                    | 74.71                    | 74.68                    | 74.69                  | 1.5                                  | 1.8                      | 1.5                      | 1.5                    |
| 1986: II         | 5,883.3                            | 5,872.6                         | 5,901.9                | 1.7                                  | 3.1                             | 75.04                    | 74.85                    | 75.05                    | 75.05                  | 1.9                                  | 1.7                      | 2.0                      | 2.0                    |
| 1986: III        | 5,937.9                            | 5,956.0                         | 5,959.0                | 3.8                                  | 5.8                             | 75.51                    | 75.37                    | 75.51                    | 75.51                  | 2.5                                  | 2.9                      | 2.5                      | 2.5                    |
| 1986: IV         | 5,969.5                            | 5,993.1                         | 5,981.7                | 2.1                                  | 2.5                             | 76.05                    | 75.94                    | 76.01                    | 76.02                  | 2.9                                  | 3.0                      | 2.7                      | 2.7                    |
| 1987: I          | 6,013.3                            | 5,985.4                         | 6,027.6                | 3.0                                  | -5                              | 76.73                    | 76.76                    | 76.70                    | 76.71                  | 3.6                                  | 4.4                      | 3.7                      | 3.7                    |
| 1987: II         | 6,077.2                            | 6,066.8                         | 6,095.8                | 4.3                                  | 5.6                             | 77.27                    | 77.40                    | 77.27                    | 77.27                  | 2.9                                  | 3.4                      | 3.0                      | 3.0                    |
| 1987: III        | 6,128.1                            | 6,136.7                         | 6,145.8                | 3.4                                  | 4.8                             | 77.83                    | 78.01                    | 77.84                    | 77.84                  | 2.9                                  | 3.2                      | 3.0                      | 3.0                    |
| 1987: IV         | 6,234.4                            | 6,164.1                         | 6,254.1                | 7.1                                  | 1.7                             | 78.46                    | 78.64                    | 78.46                    | 78.46                  | 3.3                                  | 3.3                      | 3.2                      | 3.2                    |

**Table C.1.—Historical Measures of Real Gross Domestic Product, Real Gross National Product, and Real Gross Domestic Purchases—Continued**  
 [Quarterly estimates are seasonally adjusted at annual rates]

| Year and quarter | Billions of chained (1996) dollars |                                 |                        | Percent change from preceding period |                                 | Chain-type price indexes |                          | Implicit price deflators |                        | Percent change from preceding period |                          |                          |                        |
|------------------|------------------------------------|---------------------------------|------------------------|--------------------------------------|---------------------------------|--------------------------|--------------------------|--------------------------|------------------------|--------------------------------------|--------------------------|--------------------------|------------------------|
|                  | Gross domestic product             | Final sales of domestic product | Gross national product | Gross domestic product               | Final sales of domestic product | Gross domestic product   | Gross domestic purchases | Gross domestic product   | Gross national product | Chain-type price index               |                          | Implicit price deflators |                        |
|                  |                                    |                                 |                        |                                      |                                 |                          |                          |                          |                        | Gross domestic product               | Gross domestic purchases | Gross domestic product   | Gross national product |
| 1988: I          | 6,275.9                            | 6,263.0                         | 6,302.0                | 2.7                                  | 6.6                             | 78.99                    | 79.21                    | 78.98                    | 78.99                  | 2.7                                  | 2.9                      | 2.7                      | 2.7                    |
| II               | 6,349.8                            | 6,334.0                         | 6,372.8                | 4.8                                  | 4.6                             | 79.79                    | 80.01                    | 79.79                    | 79.79                  | 4.1                                  | 4.1                      | 4.1                      | 4.1                    |
| III              | 6,382.3                            | 6,365.9                         | 6,402.0                | 2.1                                  | 2.0                             | 80.73                    | 80.75                    | 80.71                    | 80.72                  | 4.8                                  | 3.8                      | 4.7                      | 4.7                    |
| IV               | 6,465.2                            | 6,447.5                         | 6,487.4                | 5.3                                  | 5.2                             | 81.36                    | 81.46                    | 81.33                    | 81.34                  | 3.2                                  | 3.6                      | 3.1                      | 3.1                    |
| 1989: I          | 6,543.8                            | 6,492.7                         | 6,565.6                | 5.0                                  | 2.8                             | 82.20                    | 82.36                    | 82.20                    | 82.20                  | 4.2                                  | 4.5                      | 4.3                      | 4.3                    |
| II               | 6,579.4                            | 6,542.8                         | 6,599.7                | 2.2                                  | 3.1                             | 83.02                    | 83.26                    | 83.01                    | 83.02                  | 4.0                                  | 4.4                      | 4.0                      | 4.0                    |
| III              | 6,610.6                            | 6,605.8                         | 6,633.4                | 1.9                                  | 3.9                             | 83.62                    | 83.74                    | 83.62                    | 83.63                  | 2.9                                  | 2.4                      | 2.9                      | 3.0                    |
| IV               | 6,633.5                            | 6,620.4                         | 6,663.4                | 1.4                                  | .9                              | 84.24                    | 84.43                    | 84.24                    | 84.25                  | 3.0                                  | 3.3                      | 3.0                      | 3.0                    |
| 1990: I          | 6,716.3                            | 6,705.8                         | 6,743.6                | 5.1                                  | 5.3                             | 85.19                    | 85.48                    | 85.18                    | 85.20                  | 4.6                                  | 5.1                      | 4.5                      | 4.6                    |
| II               | 6,731.7                            | 6,697.6                         | 6,760.8                | .9                                   | -.5                             | 86.17                    | 86.27                    | 86.16                    | 86.17                  | 4.7                                  | 3.7                      | 4.7                      | 4.6                    |
| III              | 6,719.4                            | 6,699.2                         | 6,742.6                | -7                                   | -1                              | 87.00                    | 87.26                    | 86.99                    | 87.00                  | 3.9                                  | 4.7                      | 3.9                      | 3.9                    |
| IV               | 6,664.2                            | 6,680.0                         | 6,713.3                | -3.2                                 | -1.1                            | 87.76                    | 88.41                    | 87.74                    | 87.76                  | 3.5                                  | 5.3                      | 3.5                      | 3.5                    |
| 1991: I          | 6,631.4                            | 6,652.5                         | 6,667.4                | -2.0                                 | -1.6                            | 88.78                    | 89.09                    | 88.76                    | 88.78                  | 4.7                                  | 3.1                      | 4.8                      | 4.7                    |
| II               | 6,668.5                            | 6,692.5                         | 6,692.1                | 2.3                                  | 2.4                             | 89.41                    | 89.51                    | 89.40                    | 89.41                  | 2.9                                  | 1.9                      | 2.9                      | 2.9                    |
| III              | 6,684.9                            | 6,689.2                         | 6,704.7                | 1.0                                  | -2                              | 89.99                    | 90.04                    | 89.99                    | 90.00                  | 2.6                                  | 2.4                      | 2.7                      | 2.6                    |
| IV               | 6,720.9                            | 6,692.0                         | 6,749.4                | 2.2                                  | .2                              | 90.47                    | 90.60                    | 90.47                    | 90.48                  | 2.2                                  | 2.5                      | 2.2                      | 2.2                    |
| 1992: I          | 6,783.3                            | 6,788.9                         | 6,811.1                | 3.8                                  | 5.9                             | 91.16                    | 91.25                    | 91.16                    | 91.15                  | 3.1                                  | 2.9                      | 3.1                      | 3.0                    |
| II               | 6,846.8                            | 6,827.1                         | 6,873.8                | 3.8                                  | 2.3                             | 91.68                    | 91.81                    | 91.67                    | 91.67                  | 2.3                                  | 2.5                      | 2.3                      | 2.3                    |
| III              | 6,899.7                            | 6,882.7                         | 6,923.3                | 3.1                                  | 3.3                             | 91.98                    | 92.26                    | 91.97                    | 91.97                  | 1.3                                  | 2.0                      | 1.3                      | 1.3                    |
| IV               | 6,990.6                            | 6,972.4                         | 7,015.1                | 5.4                                  | 5.3                             | 92.56                    | 92.81                    | 92.55                    | 92.55                  | 2.5                                  | 2.4                      | 2.5                      | 2.5                    |
| 1993: I          | 6,988.7                            | 6,953.6                         | 7,020.9                | -1                                   | -1.1                            | 93.33                    | 93.42                    | 93.32                    | 93.32                  | 3.4                                  | 2.7                      | 3.4                      | 3.4                    |
| II               | 7,031.2                            | 7,008.8                         | 7,056.0                | 2.5                                  | 3.2                             | 93.83                    | 93.98                    | 93.82                    | 93.83                  | 2.2                                  | 2.4                      | 2.2                      | 2.2                    |
| III              | 7,062.0                            | 7,057.9                         | 7,092.4                | 1.8                                  | 2.8                             | 94.26                    | 94.32                    | 94.24                    | 94.26                  | 1.8                                  | 1.5                      | 1.8                      | 1.8                    |
| IV               | 7,168.7                            | 7,154.8                         | 7,182.1                | 6.2                                  | 5.6                             | 94.79                    | 94.83                    | 94.79                    | 94.81                  | 2.3                                  | 2.2                      | 2.4                      | 2.4                    |
| 1994: I          | 7,229.4                            | 7,187.1                         | 7,249.8                | 3.4                                  | 1.8                             | 95.28                    | 95.22                    | 95.28                    | 95.29                  | 2.1                                  | 1.7                      | 2.0                      | 2.1                    |
| II               | 7,330.2                            | 7,250.2                         | 7,346.3                | 5.7                                  | 3.6                             | 95.72                    | 95.74                    | 95.71                    | 95.73                  | 1.8                                  | 2.2                      | 1.8                      | 1.8                    |
| III              | 7,370.2                            | 7,318.5                         | 7,385.1                | 2.2                                  | 3.8                             | 96.29                    | 96.43                    | 96.28                    | 96.29                  | 2.4                                  | 2.9                      | 2.4                      | 2.4                    |
| IV               | 7,461.1                            | 7,387.2                         | 7,476.0                | 5.0                                  | 3.8                             | 96.74                    | 96.86                    | 96.74                    | 96.74                  | 1.9                                  | 1.8                      | 1.9                      | 1.9                    |
| 1995: I          | 7,488.7                            | 7,427.3                         | 7,510.2                | 1.5                                  | 2.2                             | 97.45                    | 97.51                    | 97.45                    | 97.45                  | 3.0                                  | 2.7                      | 3.0                      | 3.0                    |
| II               | 7,503.3                            | 7,469.6                         | 7,528.6                | .8                                   | 2.3                             | 97.86                    | 98.04                    | 97.86                    | 97.87                  | 1.7                                  | 2.2                      | 1.7                      | 1.7                    |
| III              | 7,561.4                            | 7,549.7                         | 7,572.3                | 3.1                                  | 4.4                             | 98.31                    | 98.42                    | 98.30                    | 98.31                  | 1.8                                  | 1.6                      | 1.8                      | 1.8                    |
| IV               | 7,621.9                            | 7,602.5                         | 7,645.2                | 3.2                                  | 2.8                             | 98.79                    | 98.85                    | 98.78                    | 98.79                  | 2.0                                  | 1.8                      | 2.0                      | 2.0                    |
| 1996: I          | 7,676.4                            | 7,669.6                         | 7,703.1                | 2.9                                  | 3.6                             | 99.40                    | 99.42                    | 99.39                    | 99.39                  | 2.5                                  | 2.3                      | 2.5                      | 2.5                    |
| II               | 7,802.9                            | 7,773.4                         | 7,820.4                | 6.8                                  | 5.5                             | 99.74                    | 99.74                    | 99.74                    | 99.74                  | 1.4                                  | 1.3                      | 1.4                      | 1.4                    |
| III              | 7,841.9                            | 7,792.1                         | 7,853.5                | 2.0                                  | 1.0                             | 100.23                   | 100.16                   | 100.22                   | 100.22                 | 2.0                                  | 1.7                      | 1.9                      | 1.9                    |
| IV               | 7,931.3                            | 7,897.6                         | 7,947.9                | 4.6                                  | 5.5                             | 100.63                   | 100.68                   | 100.63                   | 100.63                 | 1.6                                  | 2.1                      | 1.7                      | 1.6                    |
| 1997: I          | 8,018.7                            | 7,966.4                         | 8,025.1                | 4.5                                  | 3.5                             | 101.33                   | 101.25                   | 101.34                   | 101.32                 | 2.8                                  | 2.3                      | 2.8                      | 2.8                    |
| II               | 8,115.4                            | 8,022.7                         | 8,126.7                | 4.9                                  | 2.9                             | 101.77                   | 101.44                   | 101.78                   | 101.75                 | 1.8                                  | .8                       | 1.7                      | 1.7                    |
| III              | 8,192.2                            | 8,132.6                         | 8,196.1                | 3.8                                  | 5.6                             | 102.11                   | 101.73                   | 102.10                   | 102.08                 | 1.3                                  | 1.2                      | 1.3                      | 1.3                    |
| IV               | 8,253.2                            | 8,180.3                         | 8,255.7                | 3.0                                  | 2.4                             | 102.44                   | 102.03                   | 102.42                   | 102.39                 | 1.3                                  | 1.2                      | 1.2                      | 1.2                    |
| 1998: I          | 8,391.1                            | 8,285.5                         | 8,396.0                | 6.9                                  | 5.2                             | 102.68                   | 102.01                   | 102.62                   | 102.59                 | .9                                   | -.1                      | .8                       | .8                     |
| II               | 8,436.3                            | 8,389.5                         | 8,438.2                | 2.2                                  | 5.1                             | 102.96                   | 102.21                   | 102.93                   | 102.91                 | 1.1                                  | .8                       | 1.2                      | 1.2                    |
| III              | 8,515.7                            | 8,439.4                         | 8,492.8                | 3.8                                  | 2.4                             | 103.30                   | 102.48                   | 103.31                   | 103.29                 | 1.3                                  | 1.0                      | 1.5                      | 1.5                    |
| IV               | 8,639.5                            | 8,568.7                         | 8,624.4                | 5.9                                  | 6.3                             | 103.51                   | 102.72                   | 103.57                   | 103.55                 | .8                                   | .9                       | 1.0                      | 1.0                    |
| 1999: I          | 8,717.6                            | 8,665.0                         | 8,705.1                | 3.7                                  | 4.6                             | 104.03                   | 103.13                   | 104.07                   | 104.06                 | 2.0                                  | 1.6                      | 2.0                      | 2.0                    |
| II               | 8,758.3                            | 8,737.5                         | 8,746.0                | 1.9                                  | 3.4                             | 104.37                   | 103.62                   | 104.43                   | 104.41                 | 1.3                                  | 1.9                      | 1.4                      | 1.4                    |
| III              | 8,879.8                            | 8,835.0                         | 8,866.8                | 5.7                                  | 4.5                             | 104.65                   | 104.06                   | 104.71                   | 104.69                 | 1.1                                  | 1.7                      | 1.1                      | 1.1                    |
| IV               | 9,037.2                            | 8,964.6                         | 9,005.2                | 7.3                                  | 6.0                             | 105.16                   | 104.65                   | 105.21                   | 105.19                 | 2.0                                  | 2.3                      | 1.9                      | 1.9                    |
| 2000: I          | 9,156.7                            | 9,116.3                         | 9,118.5                | 5.4                                  | 6.9                             | 105.86                   | 105.47                   | 105.91                   | 105.88                 | 2.7                                  | 3.2                      | 2.7                      | 2.7                    |

# D. Domestic Perspectives

This table presents data collected from other government agencies and private organizations, as noted. Quarterly data are shown in the middle month of the quarter.

**Table D.1.—Domestic Perspectives**

|  | 1998     | 1999     | 1999     |          |          |          |          |          |          |          |          |          | 2000     |          |          |          |
|--|----------|----------|----------|----------|----------|----------|----------|----------|----------|----------|----------|----------|----------|----------|----------|----------|
|  |          |          | Mar.     | Apr.     | May      | June     | July     | Aug.     | Sept.    | Oct.     | Nov.     | Dec.     | Jan.     | Feb.     | Mar.     | Apr.     |
| Consumer and producer prices, (monthly data seasonally adjusted) <sup>1</sup>                                  |          |          |          |          |          |          |          |          |          |          |          |          |          |          |          |          |
| Consumer price index for all urban consumers, 1982=100:  |          |          |          |          |          |          |          |          |          |          |          |          |          |          |          |          |
| All items .....  | 163.0    | 166.6    | 165.1    | 166.2    | 166.2    | 166.2    | 166.7    | 167.2    | 167.8    | 168.1    | 168.4    | 168.8    | 169.1    | 170.0    | 171.2    | 171.2    |
| Less food and energy .....   | 173.4    | 177.0    | 176.1    | 176.7    | 176.8    | 177.0    | 177.4    | 177.5    | 178.1    | 178.4    | 178.7    | 178.9    | 179.2    | 179.5    | 180.3    | 180.6    |
| Services .....   | 184.2    | 188.8    | 187.6    | 188.1    | 188.3    | 188.5    | 189.1    | 189.4    | 189.8    | 190.2    | 190.8    | 191.1    | 191.6    | 192.2    | 193.1    | 193.5    |
| Producer price index, 1982=100:  |          |          |          |          |          |          |          |          |          |          |          |          |          |          |          |          |
| Finished goods .....   | 130.7    | 133.1    | 131.6    | 132.2    | 132.3    | 132.4    | 132.7    | 133.5    | 134.6    | 134.6    | 134.7    | 134.9    | 135.0    | 136.4    | 137.7    | 137.3    |
| Less food and energy .....   | 143.7    | 146.1    | 145.6    | 145.7    | 145.8    | 145.8    | 145.7    | 145.8    | 146.7    | 147.0    | 146.9    | 147.0    | 146.7    | 147.2    | 147.4    | 147.6    |
| Finished consumer goods .....  | 128.9    | 132.1    | 130.1    | 130.9    | 131.0    | 131.3    | 131.7    | 132.7    | 134.1    | 134.0    | 134.2    | 134.4    | 134.5    | 136.3    | 138.0    | 137.3    |
| Capital equipment .....  | 137.6    | 137.6    | 137.5    | 137.6    | 137.7    | 137.5    | 137.3    | 137.4    | 137.6    | 137.9    | 137.8    | 138.0    | 138.1    | 138.1    | 138.3    | 138.6    |
| Intermediate materials .....   | 123.0    | 123.2    | 121.1    | 121.9    | 122.3    | 122.7    | 123.5    | 124.1    | 124.7    | 124.9    | 125.2    | 125.6    | 126.3    | 127.3    | 128.5    | 128.4    |
| Crude materials .....  | 96.8     | 98.2     | 89.6     | 91.5     | 96.7     | 96.9     | 97.1     | 102.1    | 106.8    | 104.2    | 109.6    | 104.2    | 107.4    | 111.9    | 113.9    | 111.1    |
| Money, interest rates, and stock prices  |          |          |          |          |          |          |          |          |          |          |          |          |          |          |          |          |
| Money stock (monthly and quarterly data seasonally adjusted): <sup>2</sup>                                     |          |          |          |          |          |          |          |          |          |          |          |          |          |          |          |          |
| Percent change:  |          |          |          |          |          |          |          |          |          |          |          |          |          |          |          |          |
| M1 .....   |          |          | 0.65     | 0.53     | -0.49    | -0.15    | -0.05    | -0.08    | -0.25    | 0.47     | 0.75     | 1.30     | -0.24    | -1.37    | 0.53     | 0.35     |
| M2 .....   |          |          | .35      | .60      | .51      | .40      | .48      | .38      | .42      | .35      | .41      | .61      | .51      | .20      | .75      | .83      |
| Ratio:   |          |          |          |          |          |          |          |          |          |          |          |          |          |          |          |          |
| Gross domestic product to M1 .....   | 8.110    | 8.396    |          |          | 8.291    |          |          | 8.467    |          |          | 8.555    |          |          | 8.715    |          |          |
| Personal income to M2 .....  | 1.743    | 1.716    | 1.715    | 1.713    | 1.711    | 1.718    | 1.715    | 1.716    | 1.710    | 1.725    | 1.725    | 1.719    | 1.723    | 1.726    | 1.724    | 1.722    |
| Interest rates (percent, not seasonally adjusted): <sup>2</sup>  |          |          |          |          |          |          |          |          |          |          |          |          |          |          |          |          |
| Federal funds rate .....   | 5.35     | 4.97     | 4.81     | 4.74     | 4.74     | 4.76     | 4.99     | 5.07     | 5.22     | 5.20     | 5.42     | 5.30     | 5.45     | 5.73     | 5.85     | 6.02     |
| Discount rate on new 91-day Treasury bills .....   | 4.81     | 4.66     | 4.48     | 4.28     | 4.51     | 4.59     | 4.60     | 4.76     | 4.73     | 4.88     | 5.07     | 5.23     | 5.34     | 5.57     | 5.72     | 5.67     |
| Yield on new high-grade corporate bonds .....  | 6.44     | 7.00     | 6.52     | 6.58     | 6.86     | 7.21     | 7.20     | 7.36     | 7.38     | 7.51     | 7.35     | 7.55     | 7.83     | 7.59     | 7.54     | 7.49     |
| 10-Year U.S. Treasury bonds .....  | 5.26     | 5.65     | 5.23     | 5.18     | 5.54     | 5.90     | 5.79     | 5.94     | 5.92     | 6.11     | 6.03     | 6.28     | 6.66     | 6.52     | 6.26     | 5.99     |
| Yield on municipal bonds, 20-bond average .....  | 5.09     | 5.43     | 5.10     | 5.08     | 5.18     | 5.37     | 5.36     | 5.58     | 5.69     | 5.92     | 5.86     | 5.95     | 6.08     | 6.00     | 5.83     | 5.75     |
| Mortgage commitment rate .....   | 6.94     | 7.43     | 7.04     | 6.92     | 7.15     | 7.55     | 7.63     | 7.94     | 7.82     | 7.85     | 7.74     | 7.91     | 8.21     | 8.33     | 8.24     | 8.15     |
| Average prime rate charged by banks .....  | 8.35     | 8.00     | 7.75     | 7.75     | 7.75     | 7.75     | 8.00     | 8.06     | 8.25     | 8.25     | 8.37     | 8.50     | 8.50     | 8.73     | 8.83     | 9.00     |
| Index of stock prices (not seasonally adjusted): <sup>3</sup>  |          |          |          |          |          |          |          |          |          |          |          |          |          |          |          |          |
| 500 common stocks, 1941-43=10 .....  | 1,084.31 | 1,326.06 | 1,281.66 | 1,334.76 | 1,332.07 | 1,322.55 | 1,380.99 | 1,327.49 | 1,318.17 | 1,300.01 | 1,391.00 | 1,428.68 | 1,425.59 | 1,388.87 | 1,442.21 | 1,461.36 |
| Labor markets (thousands, monthly and quarterly data seasonally adjusted, unless otherwise noted) <sup>1</sup> |          |          |          |          |          |          |          |          |          |          |          |          |          |          |          |          |
| Civilian labor force .....   | 137,673  | 139,368  | 138,804  | 139,086  | 139,013  | 139,332  | 139,336  | 139,372  | 139,475  | 139,697  | 139,834  | 140,108  | 140,910  | 141,165  | 140,867  | 141,230  |
| Labor force participation rates (percent):   |          |          |          |          |          |          |          |          |          |          |          |          |          |          |          |          |
| Males 20 and over .....  | 76.8     | 76.7     | 76.7     | 76.7     | 76.6     | 76.6     | 76.6     | 76.6     | 76.6     | 76.5     | 76.5     | 76.6     | 77.0     | 77.2     | 76.9     | 76.7     |
| Females 20 and over .....  | 60.4     | 60.7     | 60.7     | 60.8     | 60.7     | 60.9     | 60.7     | 60.7     | 60.6     | 60.7     | 60.7     | 60.7     | 61.2     | 61.2     | 61.2     | 61.4     |
| 16-19 years of age .....   | 52.8     | 52.0     | 52.0     | 52.0     | 51.9     | 51.4     | 51.8     | 51.2     | 51.5     | 52.1     | 52.1     | 52.3     | 52.1     | 52.4     | 51.7     | 53.1     |
| Civilian employment .....  | 131,463  | 133,488  | 132,976  | 133,054  | 133,190  | 133,398  | 133,399  | 133,530  | 133,650  | 133,940  | 134,098  | 134,420  | 135,221  | 135,362  | 135,159  | 135,706  |
| Ratio, civilian employment to working-age population (percent) .....   | 64.1     | 64.3     | 64.2     | 64.2     | 64.2     | 64.2     | 64.2     | 64.2     | 64.2     | 64.2     | 64.3     | 64.4     | 64.8     | 64.8     | 64.7     | 64.9     |
| Persons engaged in nonagricultural activities .....  | 128,085  | 130,207  | 129,686  | 129,713  | 129,900  | 130,068  | 130,121  | 130,296  | 130,471  | 130,702  | 130,788  | 131,141  | 131,850  | 131,954  | 131,801  | 132,351  |
| Employees on nonagricultural payrolls .....  | 125,826  | 128,616  | 127,813  | 128,134  | 128,162  | 128,443  | 128,816  | 128,945  | 129,048  | 129,332  | 129,589  | 129,898  | 130,292  | 130,319  | 130,777  | 131,117  |
| Goods-producing industries .....   | 25,347   | 25,240   | 25,285   | 25,288   | 25,199   | 25,180   | 25,247   | 25,148   | 25,186   | 25,198   | 25,257   | 25,283   | 25,410   | 25,382   | 25,471   | 25,431   |
| Services-producing industries .....  | 100,480  | 103,376  | 102,528  | 102,846  | 102,963  | 103,263  | 103,569  | 103,797  | 103,862  | 104,134  | 104,332  | 104,615  | 104,882  | 104,937  | 105,306  | 105,686  |
| Average weekly hours, manufacturing (hours) .....  | 41.7     | 41.7     | 41.5     | 41.6     | 41.7     | 41.7     | 41.9     | 41.8     | 41.8     | 41.8     | 41.7     | 41.6     | 41.7     | 41.8     | 41.7     | 42.1     |
| Average weekly overtime hours, manufacturing (hours) .....   | 4.6      | 4.6      | 4.5      | 4.3      | 4.6      | 4.7      | 4.7      | 4.7      | 4.7      | 4.7      | 4.6      | 4.6      | 4.7      | 4.8      | 4.6      | 4.9      |
| Number of persons unemployed .....   | 6,210    | 5,880    | 5,828    | 6,032    | 5,823    | 5,934    | 5,937    | 5,842    | 5,825    | 5,757    | 5,736    | 5,688    | 5,689    | 5,804    | 5,708    | 5,524    |
| Unemployment rates (percent):  |          |          |          |          |          |          |          |          |          |          |          |          |          |          |          |          |
| Total .....  | 4.5      | 4.2      | 4.2      | 4.3      | 4.2      | 4.3      | 4.3      | 4.2      | 4.2      | 4.1      | 4.1      | 4.1      | 4.0      | 4.1      | 4.1      | 3.9      |
| 15 weeks and over .....  | 1.2      | 1.1      | 1.1      | 1.1      | 1.1      | 1.2      | 1.1      | 1.0      | 1.0      | 1.0      | 1.0      | 1.0      | 1.0      | 0.9      | 0.9      | 0.9      |
| Average duration of unemployment (weeks) .....   | 14.5     | 13.4     | 13.6     | 13.2     | 13.4     | 14.3     | 13.5     | 13.2     | 13.0     | 13.2     | 13.0     | 12.8     | 13.2     | 12.5     | 12.8     | 12.4     |
| Nonfarm business sector, 1992=100:   |          |          |          |          |          |          |          |          |          |          |          |          |          |          |          |          |
| Output per hour of all persons .....   | 110.1    | 113.5    |          |          | 112.4    |          |          | 113.7    |          |          | 115.6    |          |          | 116.3    |          |          |
| Unit labor costs .....   | 108.7    | 110.5    |          |          | 111.1    |          |          | 111.0    |          |          | 110.2    |          |          | 110.6    |          |          |
| Hourly compensation .....  | 119.8    | 125.4    |          |          | 124.8    |          |          | 126.2    |          |          | 127.4    |          |          | 128.7    |          |          |

See footnotes at the end of the table.

Table D.1.—Domestic Perspectives—Continued

|   | 1998      | 1999      | 1999      |           |           |           |           |           |           |           |           |           | 2000      |           |           |       |
|---|-----------|-----------|-----------|-----------|-----------|-----------|-----------|-----------|-----------|-----------|-----------|-----------|-----------|-----------|-----------|-------|
|   |           |           | Mar.      | Apr.      | May       | June      | July      | Aug.      | Sept.     | Oct.      | Nov.      | Dec.      | Jan.      | Feb.      | Mar.      | Apr.  |
| Construction (monthly data seasonally adjusted at annual rates) <sup>4</sup>  |           |           |           |           |           |           |           |           |           |           |           |           |           |           |           |       |
| Total new private construction put in place (billions of dollars) .....   | 520.1     | 547.1     | 555.4     | 547.9     | 546.9     | 546.9     | 546.0     | 541.8     | 540.9     | 544.5     | 550.0     | 557.7     | 565.8     | 581.8     | 587.2     | 583.8 |
| Residential .....   | 294.3     | 321.7     | 323.1     | 322.2     | 321.8     | 320.9     | 320.3     | 319.7     | 320.0     | 322.9     | 326.1     | 330.1     | 337.2     | 339.8     | 343.8     | 340.1 |
| Nonresidential .....  | 181.9     | 183.9     | 189.3     | 184.4     | 184.2     | 182.9     | 183.3     | 181.0     | 180.9     | 181.3     | 183.1     | 185.1     | 185.3     | 200.9     | 201.6     | 203.4 |
| Housing starts (thousands of units):  |           |           |           |           |           |           |           |           |           |           |           |           |           |           |           |       |
| Total .....   | 1,617     | 1,667     | 1,737     | 1,561     | 1,649     | 1,562     | 1,704     | 1,657     | 1,628     | 1,636     | 1,663     | 1,769     | 1,744     | 1,822     | 1,618     | 1,663 |
| 1-unit structures .....   | 1,271     | 1,335     | 1,377     | 1,248     | 1,368     | 1,269     | 1,348     | 1,285     | 1,290     | 1,343     | 1,344     | 1,441     | 1,361     | 1,324     | 1,325     | 1,329 |
| New 1-family houses sold (thousands of units) .....   | 886       | 907       | 881       | 930       | 896       | 948       | 936       | 914       | 848       | 906       | 895       | 916       | 927       | 912       | 965       | 909   |
| Manufacturing and trade, inventories and sales (millions of dollars, monthly data seasonally adjusted) <sup>4</sup> |           |           |           |           |           |           |           |           |           |           |           |           |           |           |           |       |
| Inventories:  |           |           |           |           |           |           |           |           |           |           |           |           |           |           |           |       |
| Total manufacturing and trade .....   | 1,085,669 | 1,136,555 | 1,108,353 | 1,110,640 | 1,114,258 | 1,118,449 | 1,122,570 | 1,126,111 | 1,130,313 | 1,134,645 | 1,144,815 | 1,150,554 | 1,156,942 | 1,162,448 | 1,166,278 | ..... |
| Manufacturing .....   | 456,330   | 460,048   | 463,578   | 463,194   | 463,742   | 462,690   | 465,043   | 464,351   | 465,669   | 467,522   | 469,836   | 470,377   | 472,706   | 475,999   | 476,216   | ..... |
| Merchant wholesalers .....  | 291,478   | 309,445   | 292,488   | 292,966   | 294,356   | 295,593   | 298,467   | 299,906   | 301,510   | 303,570   | 306,900   | 307,925   | 310,368   | 312,230   | 314,476   | ..... |
| Retail trade .....  | 337,861   | 367,062   | 352,287   | 354,480   | 356,160   | 360,166   | 359,060   | 361,854   | 363,134   | 363,553   | 368,079   | 372,252   | 373,868   | 374,219   | 375,586   | ..... |
| Sales:  |           |           |           |           |           |           |           |           |           |           |           |           |           |           |           |       |
| Total manufacturing and trade .....   | 9,352,958 | 9,994,284 | 8,118,873 | 8,133,894 | 8,233,553 | 8,311,141 | 8,366,625 | 8,464,999 | 8,454,425 | 8,503,386 | 8,610,000 | 8,711,172 | 8,777,271 | 8,881,157 | 8,921,250 | ..... |
| Manufacturing .....   | 4,052,248 | 4,259,532 | 3,490,665 | 3,473,568 | 3,503,624 | 3,543,702 | 3,573,301 | 3,613,844 | 3,583,709 | 3,603,201 | 3,643,971 | 3,673,872 | 3,703,565 | 3,708,865 | 3,713,108 | ..... |
| Merchant wholesalers .....  | 2,555,117 | 2,742,482 | 2,202,492 | 2,219,975 | 2,253,938 | 2,291,134 | 2,295,508 | 2,316,625 | 2,329,968 | 2,353,226 | 2,385,540 | 2,416,672 | 2,433,213 | 2,438,128 | 2,455,592 | ..... |
| Retail trade .....  | 2,745,593 | 2,994,929 | 2,424,316 | 2,440,351 | 2,469,911 | 2,476,305 | 2,498,816 | 2,530,030 | 2,537,748 | 2,549,959 | 2,574,489 | 2,616,628 | 2,634,993 | 2,671,644 | 2,688,550 | ..... |
| Industrial production indexes and capacity utilization rates (monthly data seasonally adjusted) <sup>2</sup>        |           |           |           |           |           |           |           |           |           |           |           |           |           |           |           |       |
| Industrial production indexes, 1992=100:  |           |           |           |           |           |           |           |           |           |           |           |           |           |           |           |       |
| Total .....   | 132.4     | 137.1     | 135.1     | 135.5     | 136.2     | 136.6     | 137.4     | 137.7     | 138.1     | 139.1     | 139.4     | 140.1     | 141.1     | 141.4     | 142.4     | 143.7 |
| By industry:  |           |           |           |           |           |           |           |           |           |           |           |           |           |           |           |       |
| Durable manufactures .....  | 160.7     | 172.8     | 168.1     | 169.4     | 170.8     | 172.2     | 173.8     | 174.4     | 175.0     | 176.5     | 177.4     | 178.4     | 181.0     | 181.5     | 184.0     | 186.1 |
| Nondurable manufactures .....   | 111.6     | 111.8     | 111.8     | 111.5     | 111.9     | 111.3     | 111.0     | 111.5     | 111.8     | 113.0     | 113.6     | 113.7     | 113.5     | 113.7     | 113.9     | 114.3 |
| By market category:   |           |           |           |           |           |           |           |           |           |           |           |           |           |           |           |       |
| Consumer goods .....  | 116.2     | 116.9     | 116.7     | 116.5     | 116.8     | 117.0     | 116.8     | 117.6     | 117.1     | 118.2     | 117.6     | 118.1     | 118.8     | 118.8     | 118.9     | 119.6 |
| Capacity utilization rates (percent):   |           |           |           |           |           |           |           |           |           |           |           |           |           |           |           |       |
| Total industry .....  | 81.8      | 80.6      | 80.5      | 80.4      | 80.5      | 80.5      | 80.7      | 80.6      | 80.6      | 81.0      | 80.9      | 81.1      | 81.4      | 81.3      | 81.7      | 82.1  |
| Manufacturing .....   | 80.9      | 79.8      | 79.6      | 79.5      | 79.7      | 79.6      | 79.7      | 79.7      | 79.7      | 80.2      | 80.3      | 80.3      | 80.7      | 80.6      | 81.0      | 81.4  |
| Credit market borrowing (billions of dollars, quarterly data seasonally adjusted at annual rates) <sup>2</sup>      |           |           |           |           |           |           |           |           |           |           |           |           |           |           |           |       |
| All sectors, by instrument:   |           |           |           |           |           |           |           |           |           |           |           |           |           |           |           |       |
| Total .....   | 2,113.7   | 2,215.2   | .....     | .....     | 1,850.9   | .....     | .....     | 2,308.5   | .....     | .....     | 2,194.7   | .....     | .....     | .....     | .....     | ..... |
| Open market paper .....   | 193.1     | 229.9     | .....     | .....     | 27.7      | .....     | .....     | 180.6     | .....     | .....     | 556.5     | .....     | .....     | .....     | .....     | ..... |
| U.S. government securities .....  | 418.3     | 520.1     | .....     | .....     | 466.8     | .....     | .....     | 569.8     | .....     | .....     | 527.0     | .....     | .....     | .....     | .....     | ..... |
| Municipal securities .....  | 96.8      | 68.2      | .....     | .....     | 48.0      | .....     | .....     | 77.0      | .....     | .....     | 47.0      | .....     | .....     | .....     | .....     | ..... |
| Corporate and foreign bonds .....   | 535.6     | 452.5     | .....     | .....     | 538.2     | .....     | .....     | 417.1     | .....     | .....     | 90.3      | .....     | .....     | .....     | .....     | ..... |
| Bank loans, n.e.c. ....   | 145.0     | 69.1      | .....     | .....     | 38.3      | .....     | .....     | 100.0     | .....     | .....     | 75.9      | .....     | .....     | .....     | .....     | ..... |
| Other loans and advances .....  | 158.5     | 177.5     | .....     | .....     | 101.3     | .....     | .....     | 224.5     | .....     | .....     | 191.4     | .....     | .....     | .....     | .....     | ..... |
| Mortgages .....   | 498.6     | 601.1     | .....     | .....     | 568.2     | .....     | .....     | 662.1     | .....     | .....     | 590.7     | .....     | .....     | .....     | .....     | ..... |
| Consumer credit .....   | 67.6      | 96.8      | .....     | .....     | 62.4      | .....     | .....     | 77.3      | .....     | .....     | 115.9     | .....     | .....     | .....     | .....     | ..... |

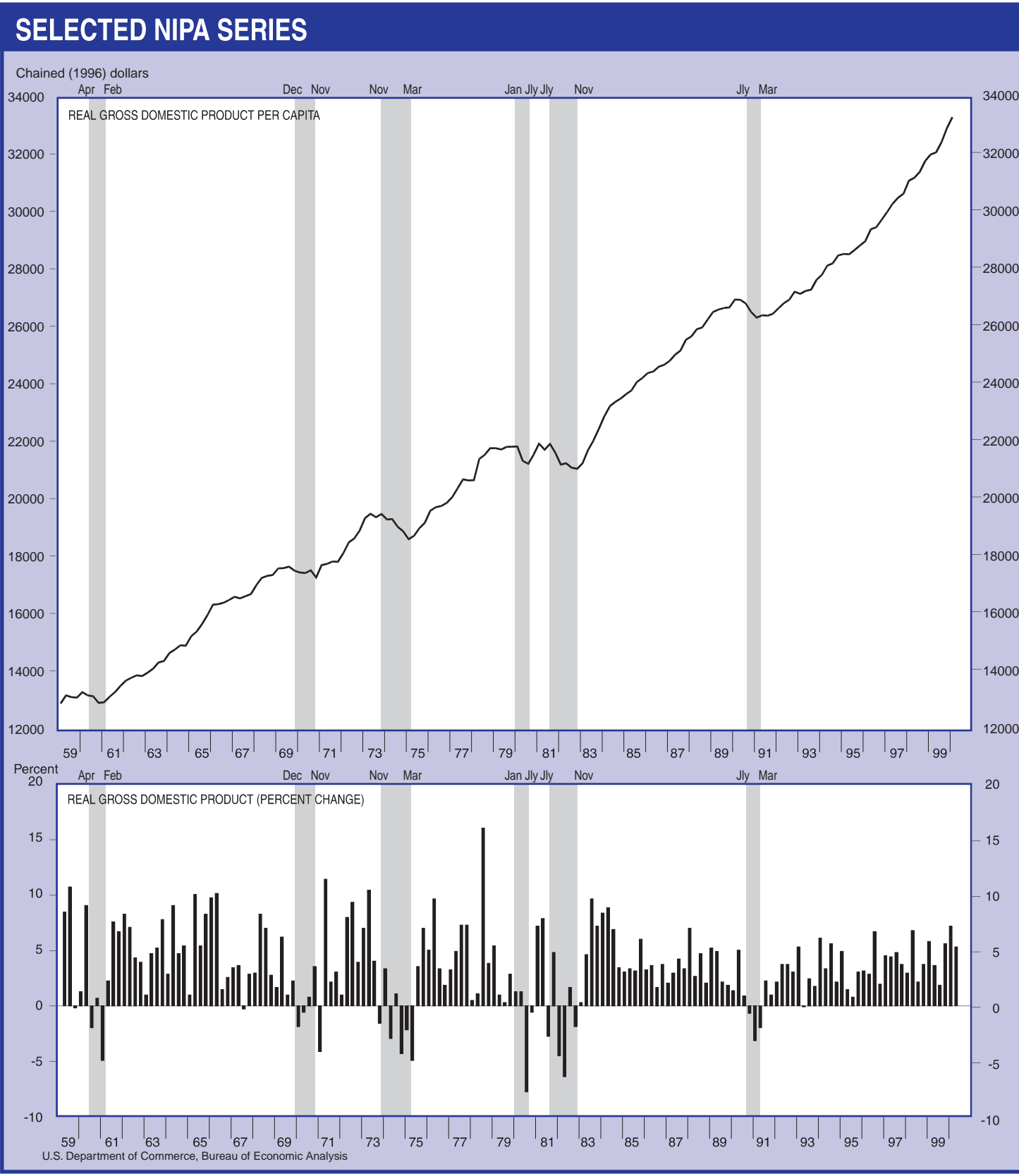
## Sources:

1. Bureau of Labor Statistics  
2. Federal Reserve Board

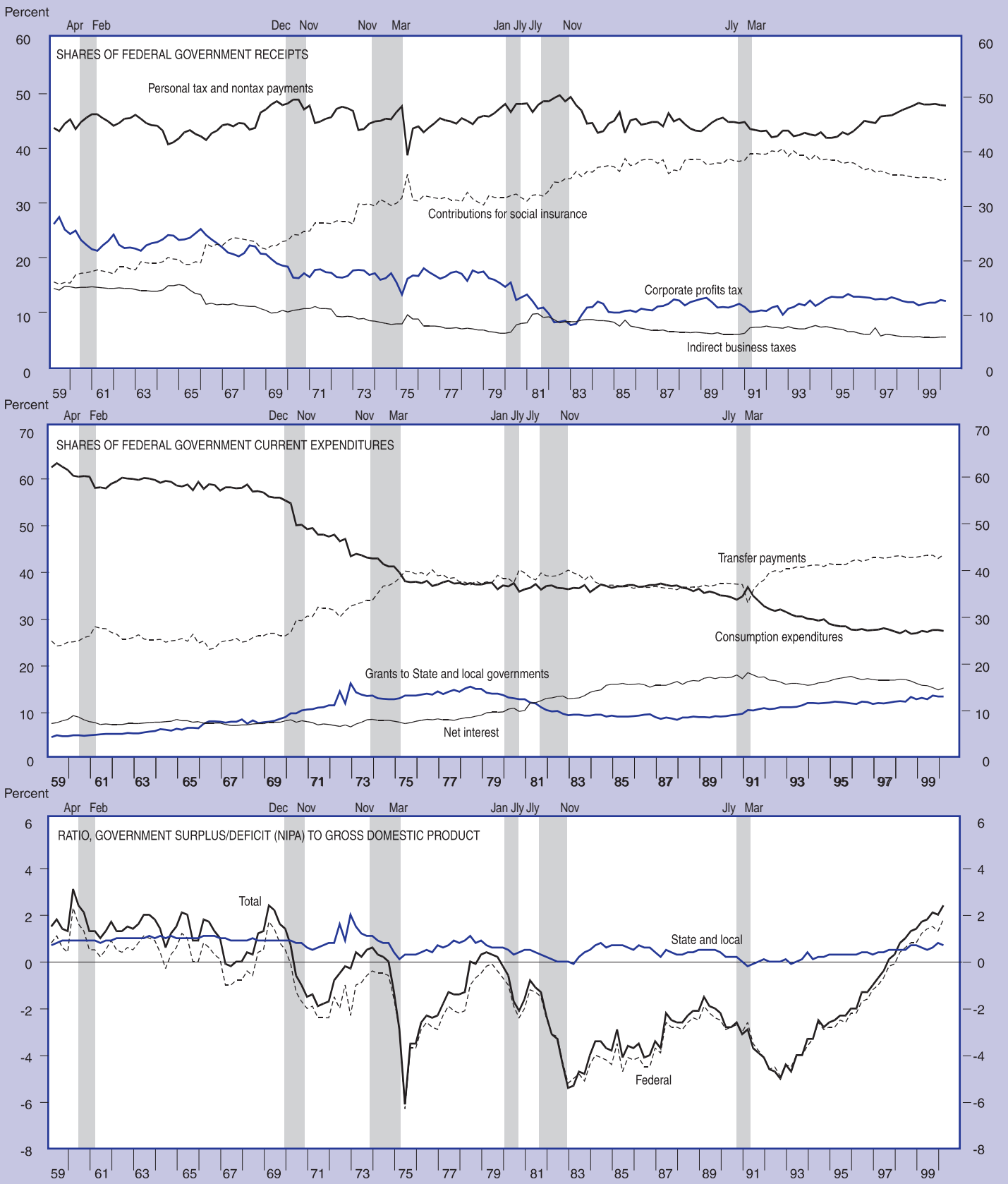
3. Standard and Poor's, Inc.  
4. Bureau of the Census  
n.e.c. Not elsewhere classified

# E. Charts

Percent changes shown in this section are based on quarter-to-quarter changes and are expressed at seasonally adjusted annual rates; likewise, levels of series are expressed at seasonally adjusted annual rates as appropriate.



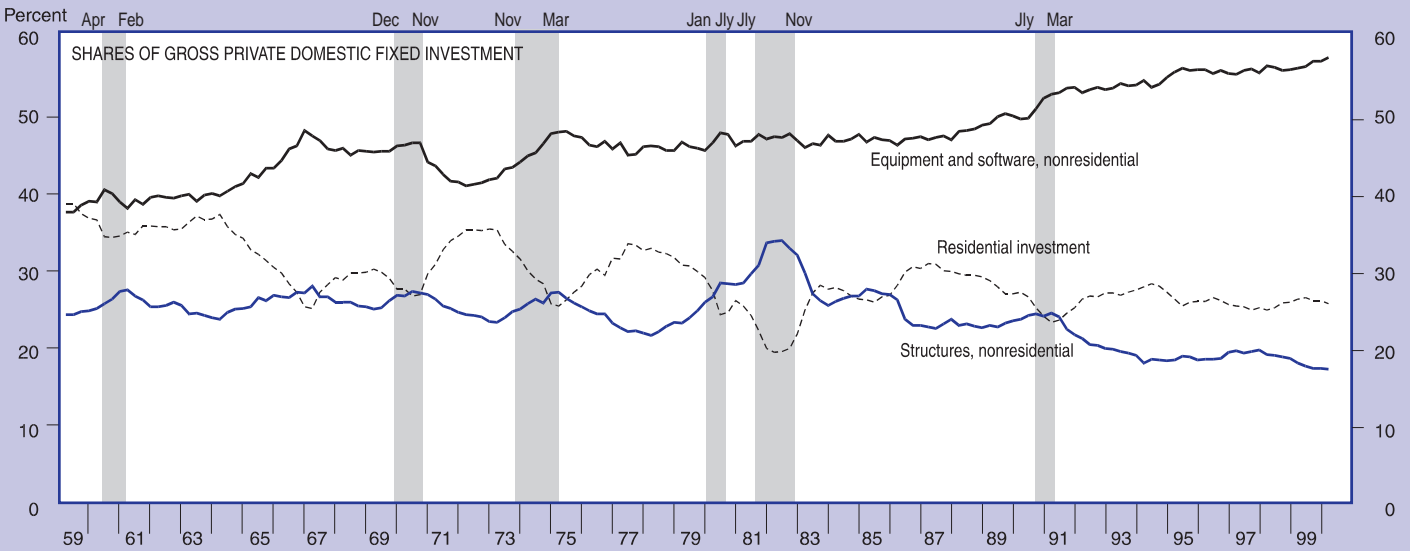
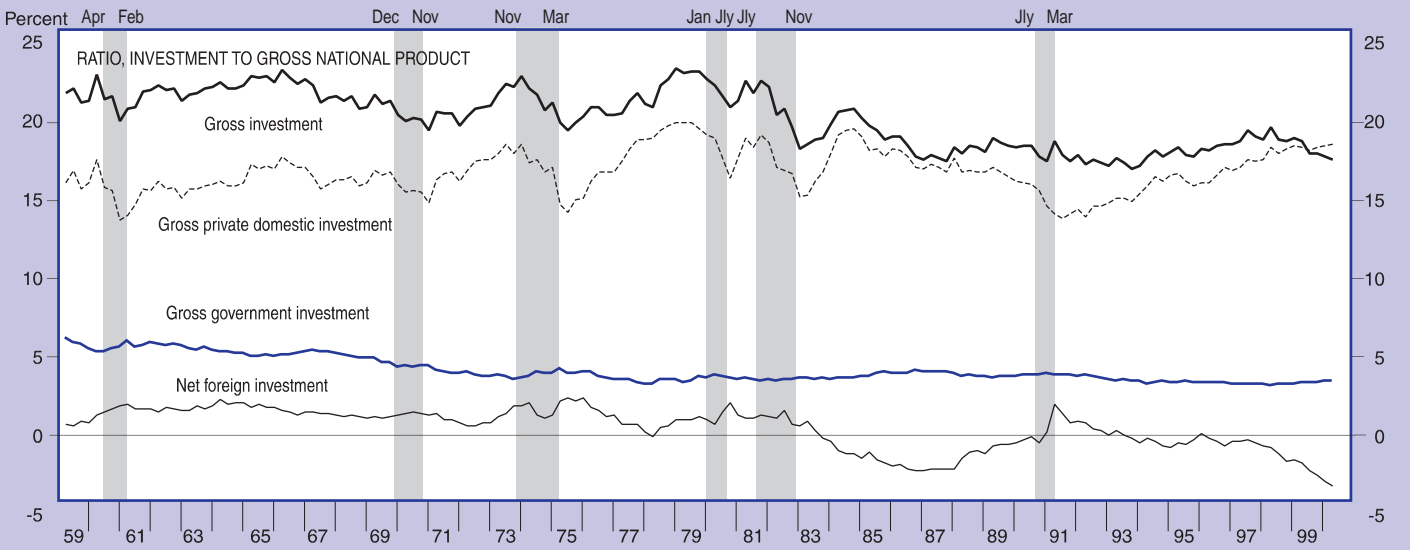
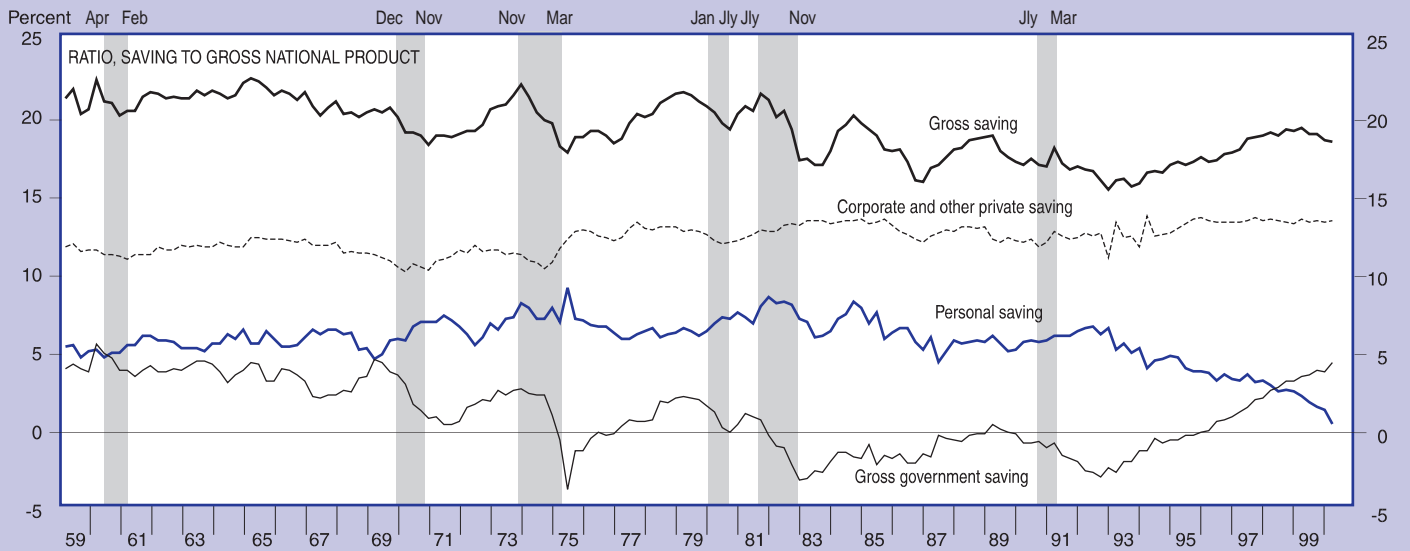
# SELECTED NIPA SERIES



U.S. Department of Commerce, Bureau of Economic Analysis

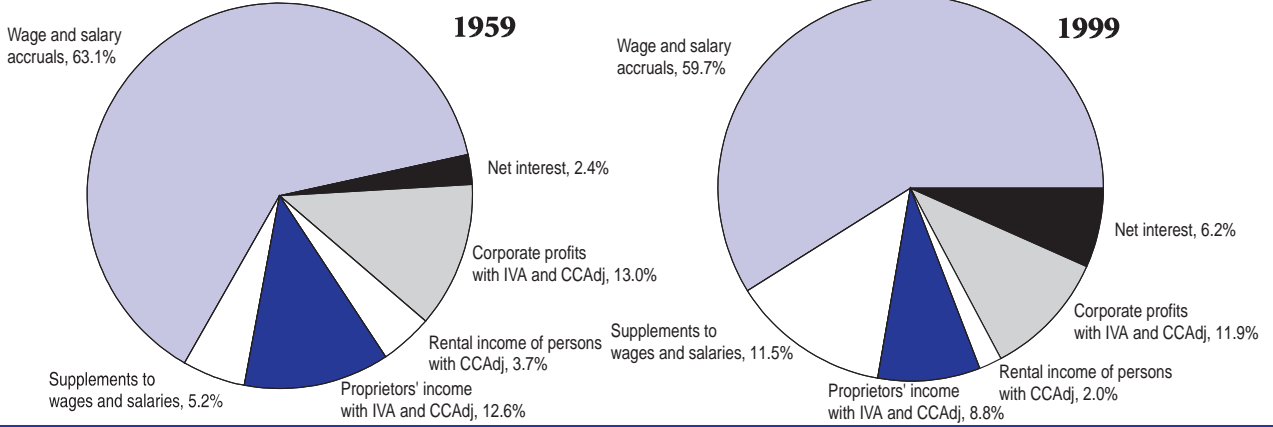


# SELECTED NIPA SERIES

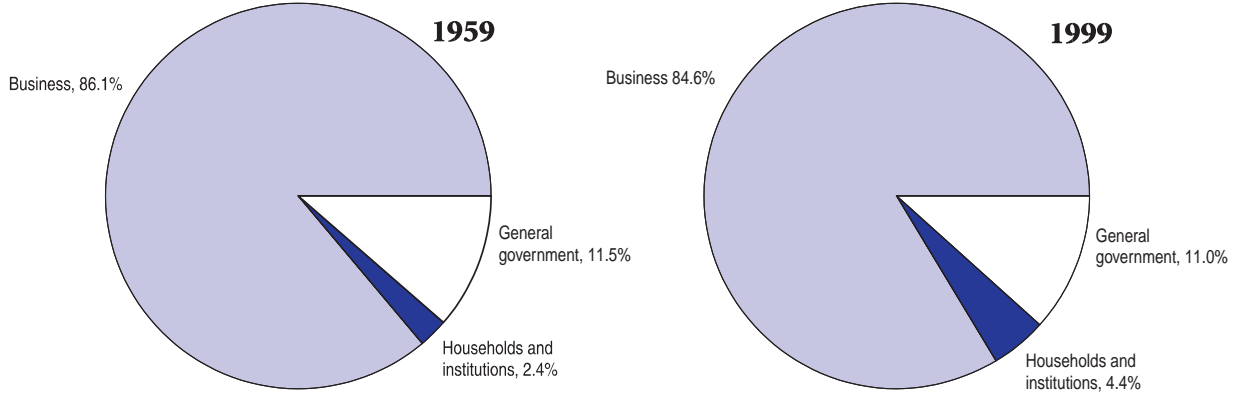


# SELECTED NIPA SERIES

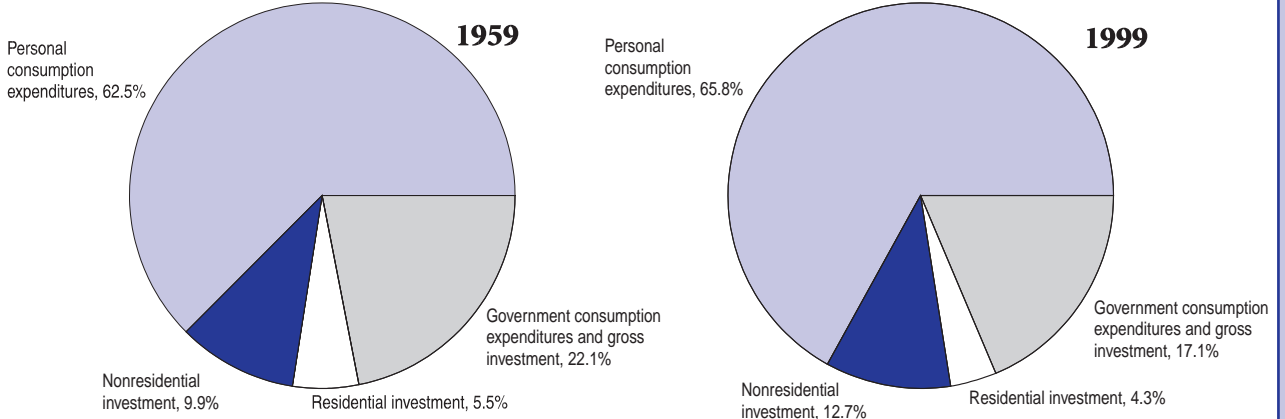
SHARES OF NATIONAL INCOME



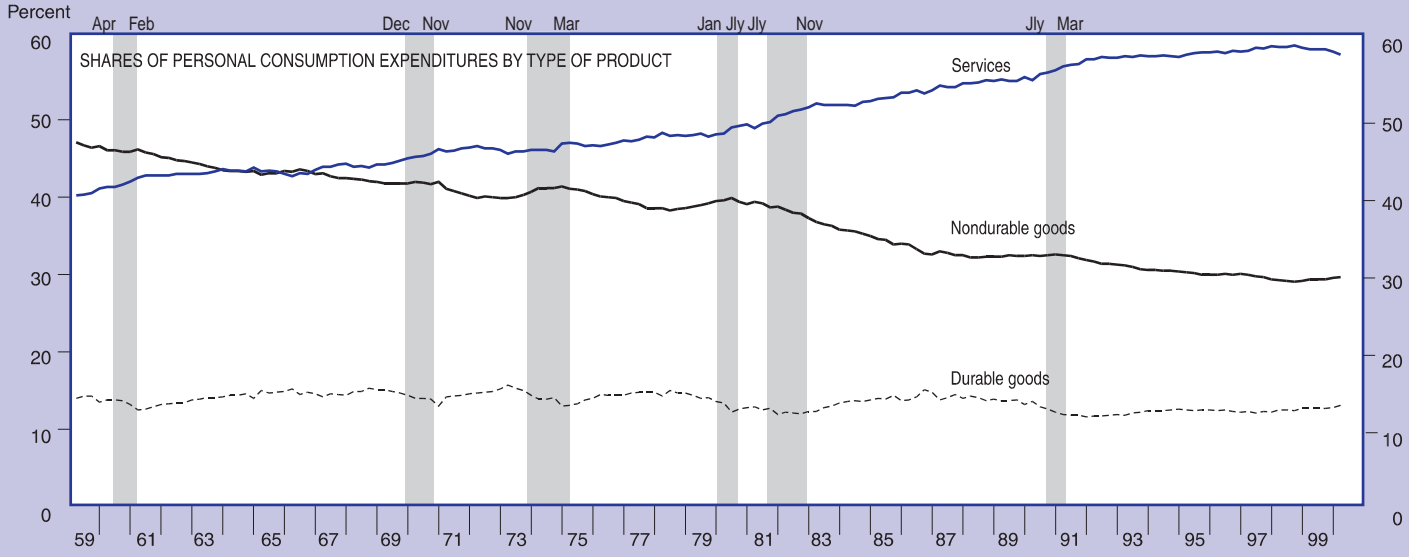
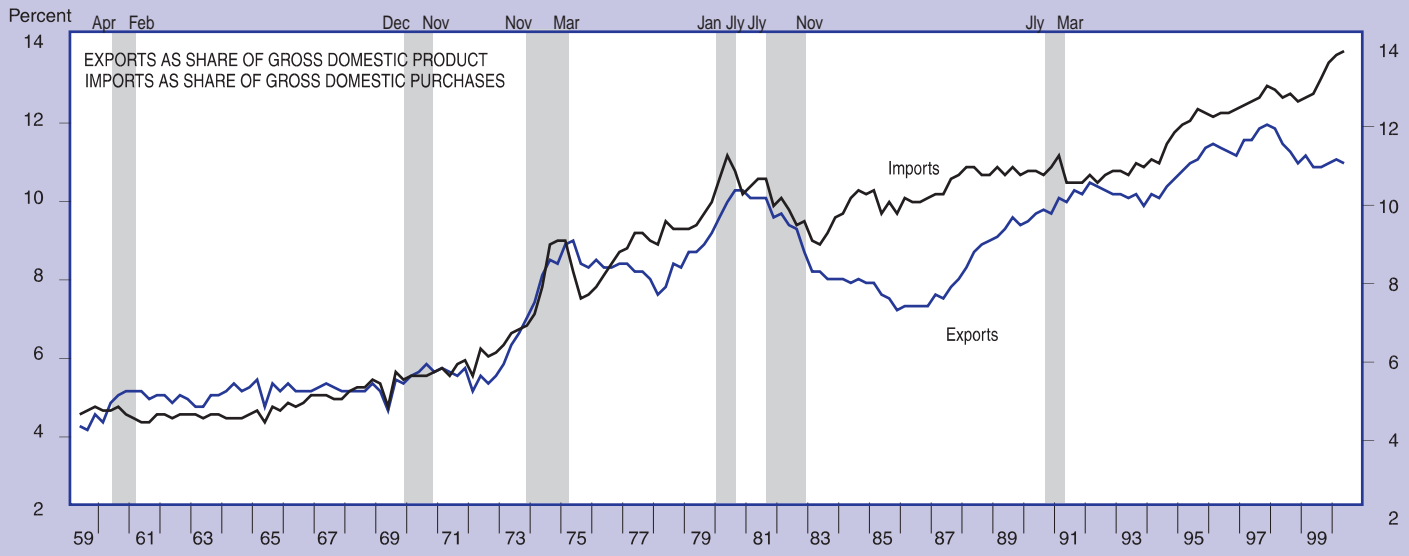
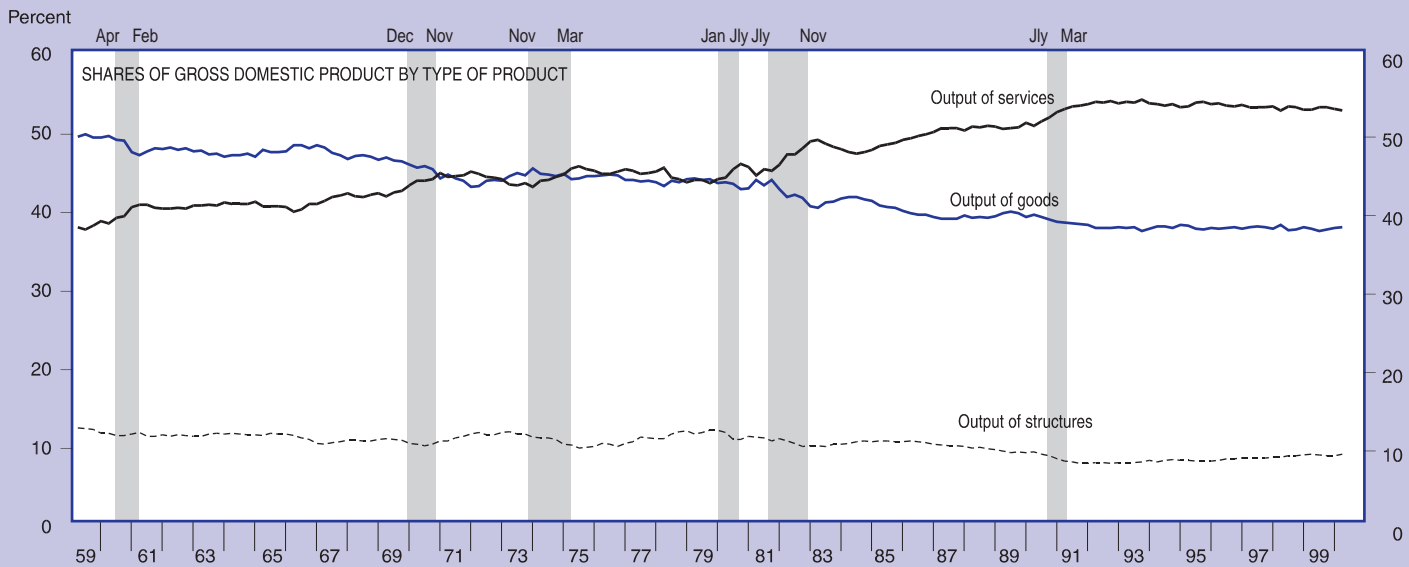
SHARES OF GROSS DOMESTIC PRODUCT BY SECTOR



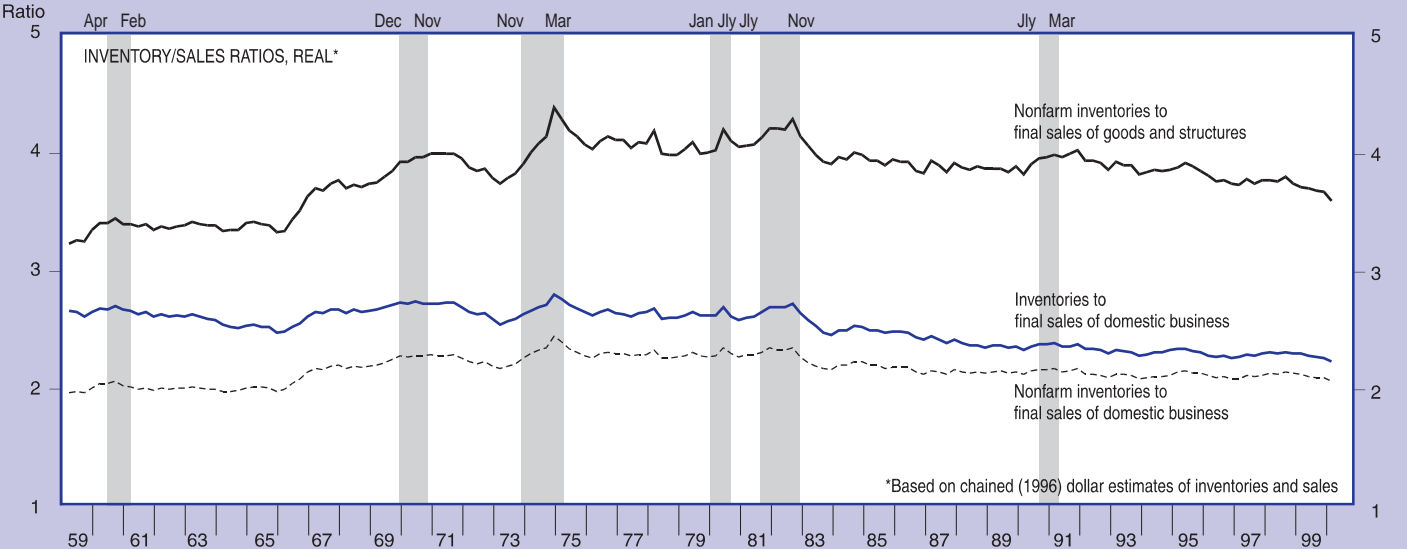
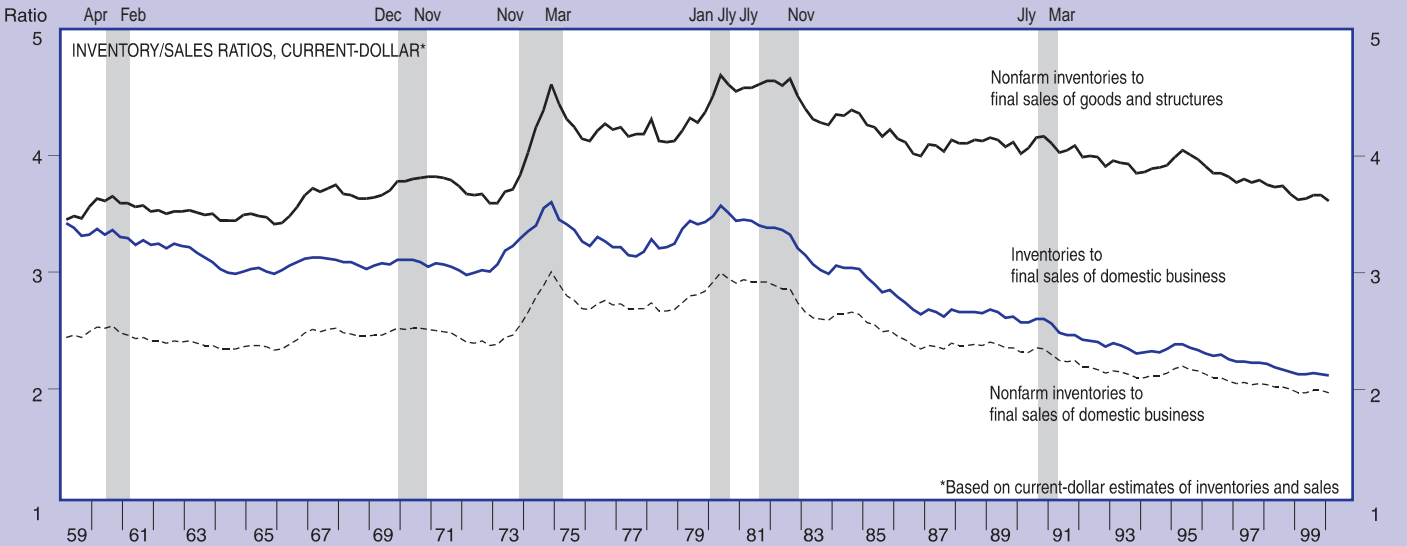
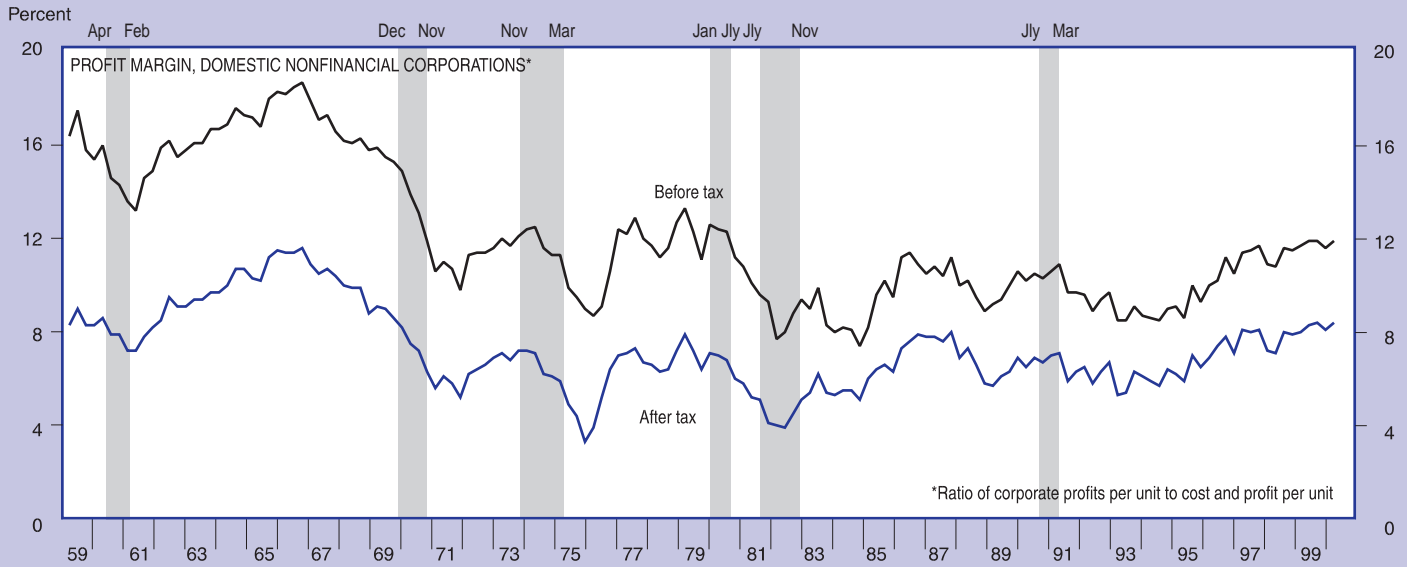
SHARES OF GROSS DOMESTIC PURCHASES



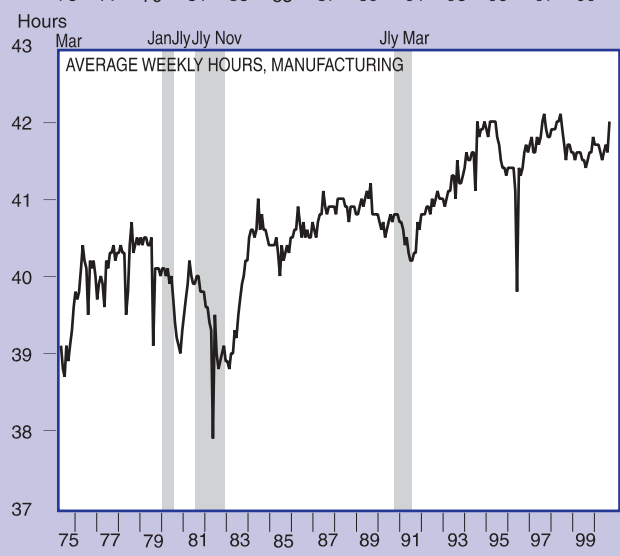
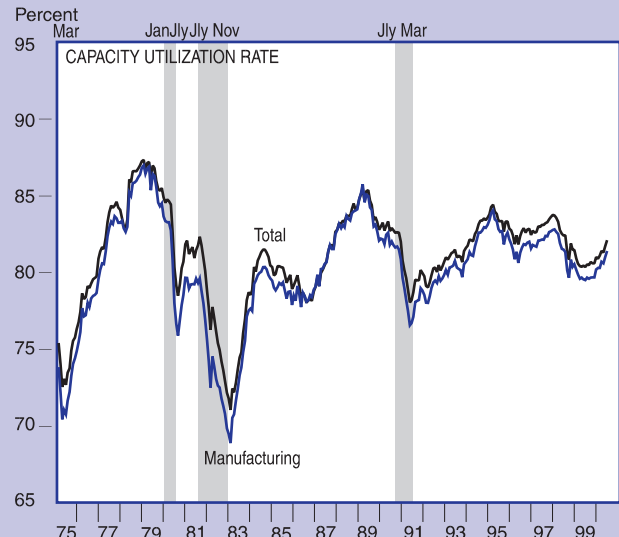
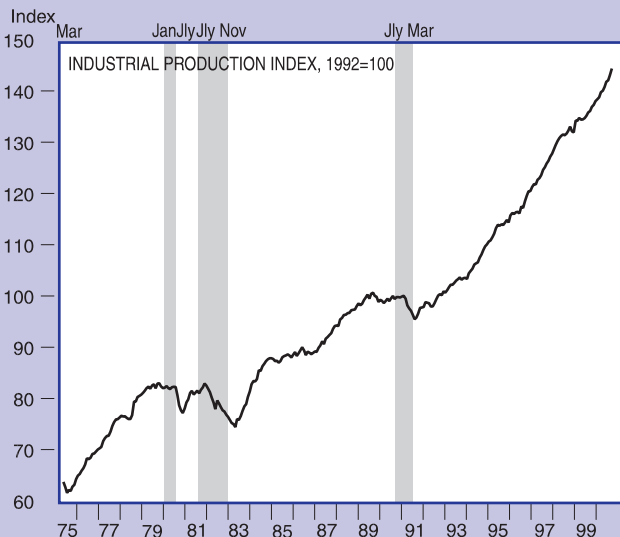
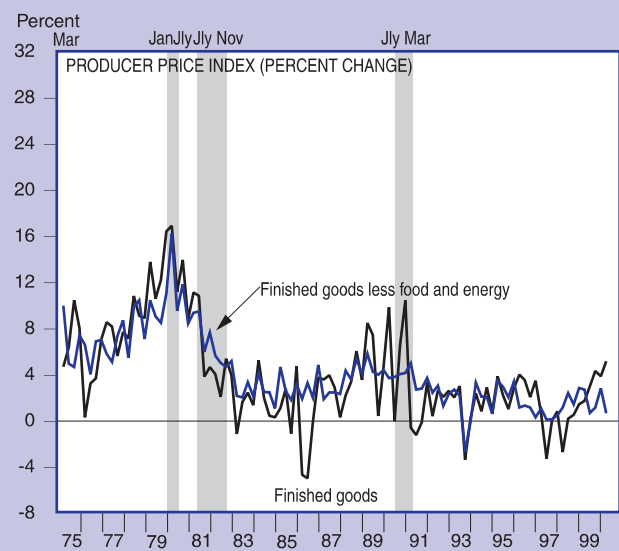
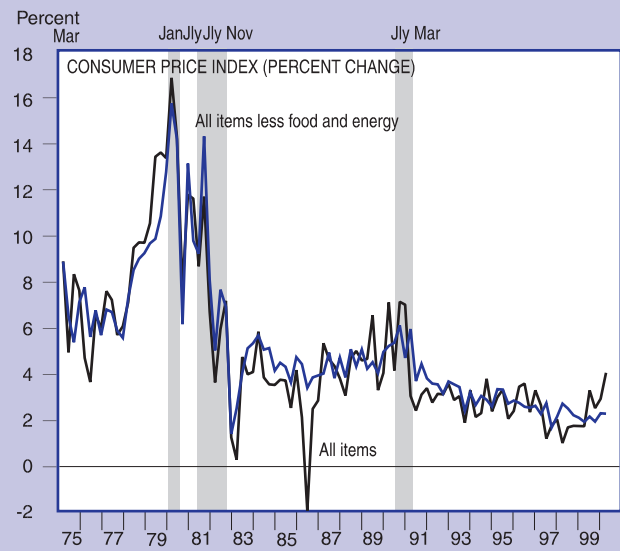
# SELECTED NIPA SERIES



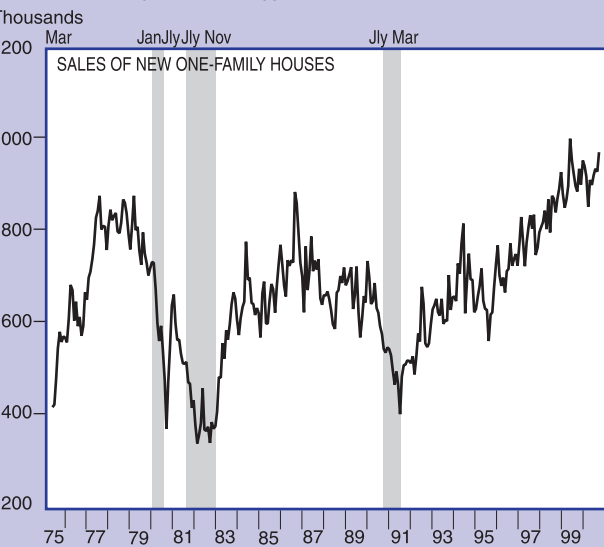
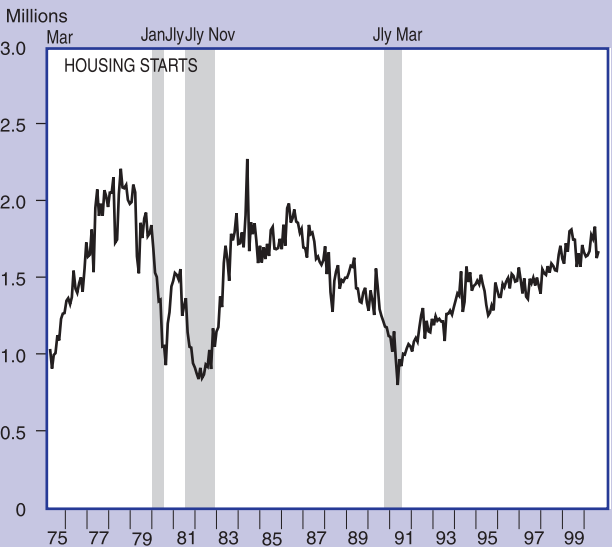
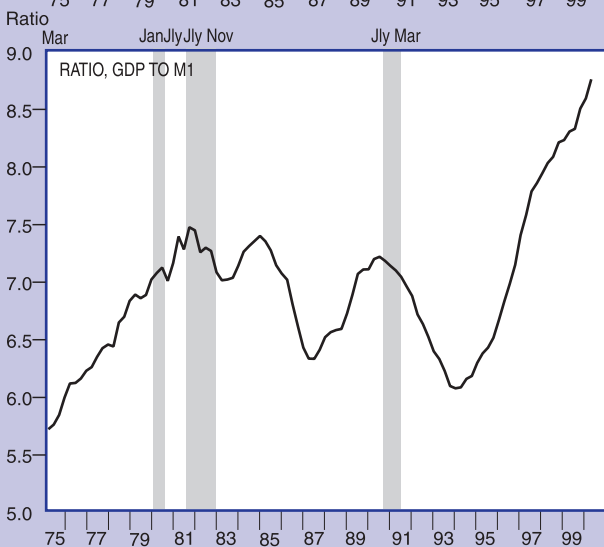
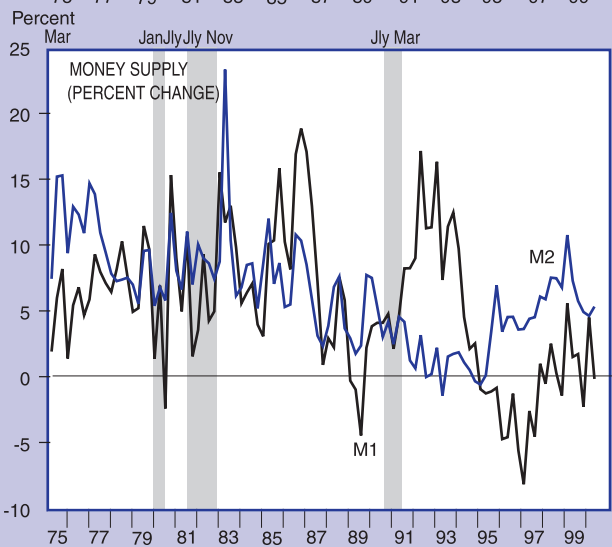
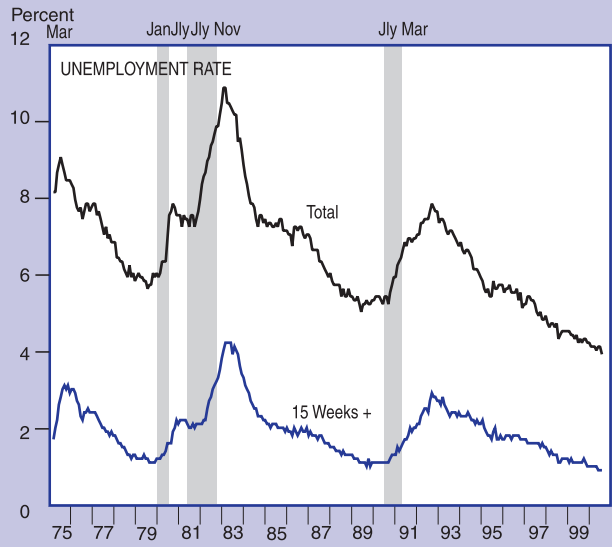
# SELECTED NIPA SERIES



# OTHER INDICATORS OF THE DOMESTIC ECONOMY



# OTHER INDICATORS OF THE DOMESTIC ECONOMY



U.S. Department of Commerce, Bureau of Economic Analysis

# International Data

## F. Transactions Tables

Table F.1 includes the most recent estimates of U.S. international trade in goods and services; the estimates were released on May 19, 2000 and include "preliminary" estimates for March 2000 and "revised" estimates for February 2000. The sources for the other tables in this section are as noted.

**Table F.1.—U.S. International Transactions in Goods and Services**

(Millions of dollars; monthly estimates seasonally adjusted)

|   | 1998             | 1999             | 1999          |               |               |               |                |                |                |                |                |                | 2000           |                |                   |                   |
|---|------------------|------------------|---------------|---------------|---------------|---------------|----------------|----------------|----------------|----------------|----------------|----------------|----------------|----------------|-------------------|-------------------|
|   |                  |                  | Feb.          | Mar.          | Apr.          | May           | June           | July           | Aug.           | Sept.          | Oct.           | Nov.           | Dec.           | Jan.           | Feb. <sup>r</sup> | Mar. <sup>p</sup> |
| <b>Exports of goods and services</b> .....                              | <b>933,907</b>   | <b>960,288</b>   | <b>76,912</b> | <b>76,935</b> | <b>77,950</b> | <b>77,781</b> | <b>78,443</b>  | <b>78,798</b>  | <b>82,188</b>  | <b>82,266</b>  | <b>82,711</b>  | <b>83,021</b>  | <b>85,562</b>  | <b>84,342</b>  | <b>84,836</b>     | <b>87,263</b>     |
| <b>Goods</b> .....  | <b>670,246</b>   | <b>683,221</b>   | <b>54,609</b> | <b>54,231</b> | <b>55,174</b> | <b>55,026</b> | <b>55,377</b>  | <b>55,795</b>  | <b>59,044</b>  | <b>58,839</b>  | <b>58,832</b>  | <b>59,184</b>  | <b>61,942</b>  | <b>60,714</b>  | <b>60,818</b>     | <b>62,669</b>     |
| Foods, feeds, and beverages .....                                       | 46,397           | 45,366           | 3,588         | 3,545         | 3,727         | 3,722         | 3,828          | 3,799          | 3,919          | 4,018          | 4,025          | 3,703          | 3,864          | 3,946          | 3,824             | 3,960             |
| Industrial supplies and materials .....                                 | 148,266          | 147,019          | 11,366        | 11,413        | 11,589        | 11,730        | 11,704         | 11,511         | 12,506         | 13,110         | 13,296         | 13,804         | 13,737         | 13,435         | 13,746            | 14,705            |
| Capital goods, except automotive .....                                  | 299,612          | 310,663          | 24,852        | 24,857        | 25,042        | 24,911        | 24,799         | 25,698         | 27,314         | 26,680         | 26,316         | 26,222         | 28,395         | 27,600         | 28,974            | 27,573            |
| Automotive vehicles, engines, and parts .....                           | 73,157           | 74,691           | 5,958         | 5,835         | 6,164         | 6,076         | 6,490          | 6,087          | 6,681          | 6,193          | 6,301          | 6,240          | 6,627          | 6,677          | 6,592             | 6,913             |
| Consumer goods (nonfood), except automotive .....                       | 79,261           | 80,627           | 6,794         | 6,507         | 6,727         | 6,490         | 6,533          | 6,643          | 6,571          | 6,901          | 6,738          | 6,902          | 7,259          | 7,060          | 7,403             | 7,420             |
| Other goods .....   | 35,444           | 36,848           | 3,162         | 3,112         | 2,918         | 3,239         | 3,224          | 3,089          | 2,908          | 3,085          | 3,057          | 2,990          | 2,999          | 3,004          | 3,388             | 2,675             |
| Adjustments <sup>1</sup> .....  | -11,892          | -11,993          | -1,113        | -1,038        | -994          | -1,143        | -1,202         | -1,032         | -855           | -1,149         | -900           | -676           | -938           | -1,008         | -1,108            | -576              |
| <b>Services</b> .....   | <b>263,661</b>   | <b>277,067</b>   | <b>22,303</b> | <b>22,704</b> | <b>22,776</b> | <b>22,755</b> | <b>23,066</b>  | <b>23,003</b>  | <b>23,144</b>  | <b>23,427</b>  | <b>23,879</b>  | <b>23,837</b>  | <b>23,620</b>  | <b>23,628</b>  | <b>24,018</b>     | <b>24,594</b>     |
| Travel .....  | 71,250           | 74,448           | 6,029         | 6,130         | 6,181         | 6,095         | 6,153          | 6,141          | 6,091          | 6,379          | 6,587          | 6,451          | 6,241          | 6,351          | 6,507             | 6,702             |
| Passenger fares .....   | 19,996           | 21,123           | 1,659         | 1,716         | 1,732         | 1,744         | 1,766          | 1,746          | 1,753          | 1,845          | 1,894          | 1,848          | 1,799          | 1,824          | 1,861             | 1,902             |
| Other transportation .....  | 25,518           | 27,313           | 2,130         | 2,245         | 2,240         | 2,213         | 2,281          | 2,224          | 2,331          | 2,269          | 2,401          | 2,444          | 2,406          | 2,402          | 2,432             | 2,517             |
| Royalties and license fees .....  | 36,808           | 37,213           | 3,099         | 3,081         | 3,116         | 3,117         | 3,113          | 3,087          | 3,082          | 3,082          | 3,098          | 3,100          | 3,099          | 3,102          | 3,100             | 3,094             |
| Other private services .....  | 92,116           | 99,357           | 8,026         | 8,171         | 8,148         | 8,135         | 8,217          | 8,352          | 8,340          | 8,397          | 8,480          | 8,583          | 8,639          | 8,681          | 8,853             | 9,085             |
| Transfers under U.S. military agency sales contracts <sup>2</sup> ..... | 17,155           | 16,688           | 1,291         | 1,292         | 1,289         | 1,380         | 1,430          | 1,381          | 1,473          | 1,378          | 1,337          | 1,328          | 1,352          | 1,194          | 1,190             | 1,218             |
| U.S. Government miscellaneous services .....                            | 818              | 925              | 69            | 69            | 70            | 71            | 106            | 72             | 74             | 77             | 82             | 83             | 84             | 74             | 75                | 76                |
| <b>Imports of goods and services</b> .....                              | <b>1,098,189</b> | <b>1,227,863</b> | <b>95,494</b> | <b>96,317</b> | <b>96,900</b> | <b>99,331</b> | <b>103,234</b> | <b>104,093</b> | <b>105,935</b> | <b>105,814</b> | <b>107,646</b> | <b>108,995</b> | <b>110,172</b> | <b>111,789</b> | <b>113,551</b>    | <b>117,439</b>    |
| <b>Goods</b> .....  | <b>917,178</b>   | <b>1,030,379</b> | <b>79,841</b> | <b>79,971</b> | <b>80,568</b> | <b>82,985</b> | <b>86,616</b>  | <b>87,277</b>  | <b>89,236</b>  | <b>89,110</b>  | <b>90,708</b>  | <b>92,053</b>  | <b>93,436</b>  | <b>94,868</b>  | <b>96,212</b>     | <b>99,718</b>     |
| Foods, feeds, and beverages .....                                       | 41,243           | 43,588           | 3,513         | 3,381         | 3,546         | 3,632         | 3,757          | 3,671          | 3,667          | 3,707          | 3,634          | 3,722          | 3,832          | 3,624          | 3,649             | 3,803             |
| Industrial supplies and materials .....                                 | 200,140          | 221,629          | 15,390        | 16,040        | 16,967        | 17,977        | 18,201         | 18,672         | 19,934         | 20,254         | 20,842         | 20,703         | 21,108         | 21,828         | 23,724            | 24,492            |
| Capital goods, except automotive .....                                  | 269,557          | 296,898          | 23,652        | 23,046        | 23,286        | 24,206        | 25,467         | 25,499         | 25,141         | 24,935         | 25,851         | 26,274         | 26,453         | 26,563         | 26,889            | 27,424            |
| Automotive vehicles, engines, and parts .....                           | 149,054          | 179,697          | 14,271        | 14,577        | 13,672        | 14,553        | 15,439         | 15,432         | 15,693         | 15,325         | 15,040         | 15,515         | 16,223         | 16,736         | 15,724            | 16,745            |
| Consumer goods (nonfood), except automotive .....                       | 216,515          | 239,587          | 19,436        | 18,915        | 19,341        | 18,998        | 19,909         | 20,194         | 20,236         | 20,256         | 20,919         | 21,188         | 21,394         | 21,502         | 21,396            | 22,585            |
| Other goods .....   | 35,387           | 43,893           | 3,366         | 3,786         | 3,485         | 3,505         | 3,565          | 3,612          | 4,098          | 3,771          | 3,907          | 3,730          | 3,673          | 3,922          | 3,969             | 3,993             |
| Adjustments <sup>1</sup> .....  | 5,282            | 5,087            | 213           | 226           | 271           | 213           | 277            | 197            | 468            | 863            | 514            | 922            | 753            | 693            | 860               | 676               |
| <b>Services</b> .....   | <b>181,011</b>   | <b>197,484</b>   | <b>15,653</b> | <b>16,346</b> | <b>16,332</b> | <b>16,346</b> | <b>16,618</b>  | <b>16,816</b>  | <b>16,699</b>  | <b>16,704</b>  | <b>16,938</b>  | <b>16,942</b>  | <b>16,736</b>  | <b>16,921</b>  | <b>17,339</b>     | <b>17,721</b>     |
| Travel .....  | 56,105           | 60,092           | 4,879         | 5,205         | 5,047         | 4,941         | 4,941          | 5,057          | 4,944          | 4,956          | 5,226          | 5,137          | 5,028          | 5,131          | 5,262             | 5,397             |
| Passenger fares .....   | 19,797           | 21,305           | 1,677         | 1,809         | 1,766         | 1,757         | 1,791          | 1,810          | 1,764          | 1,788          | 1,861          | 1,863          | 1,794          | 1,837          | 1,923             | 2,011             |
| Other transportation .....  | 30,457           | 34,500           | 2,530         | 2,694         | 2,697         | 2,741         | 2,932          | 2,963          | 3,105          | 3,070          | 3,055          | 3,100          | 3,103          | 3,065          | 3,148             | 3,270             |
| Royalties and license fees .....  | 11,292           | 12,437           | 1,060         | 1,075         | 1,076         | 1,069         | 1,050          | 1,003          | 991            | 991            | 1,021          | 1,028          | 1,034          | 1,031          | 1,035             | 1,038             |
| Other private services .....  | 47,670           | 51,591           | 4,113         | 4,158         | 4,321         | 4,398         | 4,447          | 4,461          | 4,359          | 4,363          | 4,280          | 4,330          | 4,298          | 4,373          | 4,486             | 4,518             |
| Direct defense expenditures <sup>2</sup> .....                          | 12,841           | 14,604           | 1,168         | 1,178         | 1,186         | 1,197         | 1,210          | 1,262          | 1,273          | 1,273          | 1,240          | 1,232          | 1,228          | 1,233          | 1,233             | 1,234             |
| U.S. Government miscellaneous services .....                            | 2,849            | 2,955            | 226           | 227           | 239           | 243           | 247            | 260            | 263            | 263            | 255            | 252            | 251            | 251            | 252               | 253               |
| <b>Memoranda:</b>   |                  |                  |               |               |               |               |                |                |                |                |                |                |                |                |                   |                   |
| Balance on goods .....  | -246,932         | -347,158         | -25,233       | -25,741       | -25,394       | -27,959       | -31,239        | -31,482        | -30,192        | -30,271        | -31,875        | -32,870        | -31,494        | -34,155        | -35,393           | -37,049           |
| Balance on services .....   | 82,650           | 79,583           | 6,650         | 6,358         | 6,444         | 6,409         | 6,448          | 6,187          | 6,445          | 6,723          | 6,941          | 6,895          | 6,884          | 6,707          | 6,679             | 6,873             |
| Balance on goods and services .....                                     | -164,282         | -267,575         | -18,583       | -19,383       | -18,950       | -21,550       | -24,791        | -25,295        | -23,747        | -23,548        | -24,934        | -25,975        | -24,610        | -27,448        | -28,714           | -30,176           |

<sup>p</sup> Preliminary.

<sup>r</sup> Revised.

1. Reflects adjustments necessary to bring the Census Bureau's component data in line with the concepts and

definitions used to prepare BEA's international and national accounts.

2. Contains goods that cannot be separately identified.

Source: U.S. Department of Commerce, Bureau of Economic Analysis and Bureau of the Census

Table F.2.—U.S. International Transactions

[Millions of dollars]

| Line                                 | (Credits +; debits -) <sup>1</sup>   | 1998              | 1999 <sup>2</sup> | Not seasonally adjusted |                 |                  |                 | Seasonally adjusted |                 |                  |                 |
|--------------------------------------|--|-------------------|-------------------|-------------------------|-----------------|------------------|-----------------|---------------------|-----------------|------------------|-----------------|
|                                      |  |                   |                   | 1999                    |                 |                  |                 | 1999                |                 |                  |                 |
|                                      |  |                   |                   | I                       | II              | III <sup>3</sup> | IV <sup>4</sup> | I <sup>5</sup>      | II <sup>5</sup> | III <sup>5</sup> | IV <sup>5</sup> |
| <b>Current account</b>               |  |                   |                   |                         |                 |                  |                 |                     |                 |                  |                 |
| 1                                    | <b>Exports of goods and services and income receipts</b>                               | <b>1,192,231</b>  | <b>1,233,944</b>  | <b>293,632</b>          | <b>302,257</b>  | <b>310,308</b>   | <b>327,747</b>  | <b>295,503</b>      | <b>300,939</b>  | <b>313,183</b>   | <b>324,317</b>  |
| 2                                    | Exports of goods and services  | 933,907           | 960,088           | 229,124                 | 235,175         | 240,585          | 255,204         | 231,567             | 234,174         | 243,254          | 251,092         |
| 3                                    | Goods, balance of payments basis <sup>2</sup>  | 670,246           | 683,021           | 163,344                 | 168,453         | 166,810          | 184,414         | 164,008             | 165,577         | 173,680          | 179,756         |
| 4                                    | Services <sup>3</sup>  | 263,661           | 277,067           | 65,780                  | 66,722          | 73,775           | 70,790          | 67,559              | 68,597          | 69,574           | 71,336          |
| 5                                    | Transfers under U.S. military agency sales contracts <sup>4</sup>                      | 17,155            | 16,688            | 4,340                   | 4,099           | 4,232            | 4,017           | 4,340               | 4,099           | 4,232            | 4,017           |
| 6                                    | Travel   | 71,250            | 74,448            | 15,809                  | 18,271          | 21,976           | 18,392          | 18,130              | 18,429          | 18,611           | 19,279          |
| 7                                    | Passenger fares  | 19,996            | 21,123            | 4,651                   | 5,049           | 6,060            | 5,363           | 4,996               | 5,242           | 5,344            | 5,541           |
| 8                                    | Other transportation   | 25,518            | 27,313            | 6,362                   | 6,727           | 6,852            | 7,372           | 6,504               | 6,734           | 6,824            | 7,251           |
| 9                                    | Royalties and license fees <sup>5</sup>  | 36,808            | 37,213            | 9,124                   | 9,063           | 9,141            | 9,885           | 9,318               | 9,346           | 9,251            | 9,297           |
| 10                                   | Other private services <sup>5</sup>  | 92,116            | 99,357            | 25,288                  | 23,266          | 25,291           | 25,512          | 24,065              | 24,500          | 25,089           | 25,702          |
| 11                                   | U.S. Government miscellaneous services   | 818               | 925               | 206                     | 247             | 223              | 249             | 206                 | 247             | 223              | 249             |
| 12                                   | Income receipts  | 258,324           | 273,856           | 64,508                  | 67,082          | 69,723           | 72,543          | 63,936              | 66,765          | 69,929           | 73,225          |
| 13                                   | Income receipts on U.S.-owned assets abroad  | 256,467           | 271,972           | 64,038                  | 66,611          | 69,252           | 72,071          | 63,466              | 66,294          | 69,458           | 72,753          |
| 14                                   | Direct investment receipts   | 102,846           | 116,683           | 27,313                  | 28,890          | 29,993           | 30,487          | 26,824              | 28,400          | 30,311           | 31,147          |
| 15                                   | Other private receipts   | 150,001           | 152,104           | 35,760                  | 37,072          | 38,999           | 40,873          | 35,760              | 37,072          | 38,999           | 40,873          |
| 16                                   | U.S. Government receipts   | 3,620             | 3,185             | 965                     | 649             | 860              | 711             | 882                 | 822             | 748              | 733             |
| 17                                   | Compensation of employees  | 1,857             | 1,884             | 470                     | 471             | 471              | 472             | 470                 | 471             | 471              | 472             |
| 18                                   | <b>Imports of goods and services and income payments</b>                               | <b>-1,368,718</b> | <b>-1,526,281</b> | <b>-342,780</b>         | <b>-371,764</b> | <b>-398,144</b>  | <b>-413,593</b> | <b>-354,099</b>     | <b>-370,921</b> | <b>-391,060</b>  | <b>-410,204</b> |
| 19                                   | Imports of goods and services  | -1,098,189        | -1,227,636        | -275,023                | -299,857        | -322,573         | -330,183        | -285,744            | -299,464        | -315,842         | -326,588        |
| 20                                   | Goods, balance of payments basis <sup>2</sup>  | -917,178          | -1,030,152        | -230,903                | -249,336        | -268,114         | -281,799        | -238,389            | -250,168        | -265,623         | -275,972        |
| 21                                   | Services <sup>3</sup>  | -181,011          | -197,484          | -44,120                 | -50,521         | -54,459          | -48,384         | -47,355             | -49,296         | -50,219          | -50,616         |
| 22                                   | Direct defense expenditures  | -12,841           | -14,604           | -3,503                  | -3,593          | -3,808           | -3,700          | -3,503              | -3,593          | -3,808           | -3,700          |
| 23                                   | Travel   | -56,105           | -60,092           | -12,543                 | -16,063         | -18,425          | -13,061         | -14,815             | -14,929         | -14,957          | -15,391         |
| 24                                   | Passenger fares  | -19,797           | -21,305           | -4,691                  | -5,711          | -6,044           | -4,859          | -5,112              | -5,314          | -5,362           | -5,518          |
| 25                                   | Other transportation   | -30,457           | -34,500           | -7,554                  | -8,290          | -9,259           | -9,397          | -7,734              | -9,138          | -9,138           | -9,258          |
| 26                                   | Royalties and license fees <sup>5</sup>  | -11,292           | -12,437           | -3,162                  | -3,073          | -2,946           | -3,256          | -3,174              | -3,195          | -2,985           | -3,083          |
| 27                                   | Other private services <sup>5</sup>  | -47,670           | -51,591           | -11,985                 | -13,062         | -13,191          | -13,353         | -12,335             | -13,166         | -13,183          | -12,908         |
| 28                                   | U.S. Government miscellaneous services   | -2,849            | -2,955            | -682                    | -729            | -786             | -758            | -682                | -729            | -786             | -758            |
| 29                                   | Income payments  | -270,529          | -298,645          | -67,757                 | -71,907         | -75,571          | -83,410         | -68,355             | -71,457         | -75,218          | -83,616         |
| 30                                   | Income payments on foreign-owned assets in the United States                           | -263,423          | -291,158          | -66,024                 | -70,138         | -73,612          | -81,384         | -66,495             | -69,602         | -73,345          | -81,717         |
| 31                                   | Direct investment payments   | -43,441           | -58,250           | -11,596                 | -15,023         | -14,035          | -17,596         | -12,067             | -14,487         | -13,768          | -17,929         |
| 32                                   | Other private payments   | -128,863          | -137,777          | -31,759                 | -31,960         | -35,430          | -38,628         | -31,759             | -31,960         | -35,430          | -38,628         |
| 33                                   | U.S. Government payments   | -91,119           | -95,131           | -22,669                 | -23,155         | -24,147          | -25,160         | -22,669             | -23,155         | -24,147          | -25,160         |
| 34                                   | Compensation of employees  | -7,106            | -7,487            | -1,733                  | -1,769          | -1,859           | -2,026          | -1,860              | -1,855          | -1,873           | -1,899          |
| 35                                   | <b>Unilateral current transfers, net</b>   | <b>-44,075</b>    | <b>-46,581</b>    | <b>-10,420</b>          | <b>-10,744</b>  | <b>-11,218</b>   | <b>-14,199</b>  | <b>-10,306</b>      | <b>-11,175</b>  | <b>-11,208</b>   | <b>-13,892</b>  |
| 36                                   | U.S. Government grants <sup>4</sup>  | -13,057           | -12,825           | -2,200                  | -2,760          | -2,727           | -5,138          | -2,200              | -2,760          | -2,727           | -5,138          |
| 37                                   | U.S. Government pensions and other transfers   | -4,350            | -4,396            | -893                    | -857            | -1,005           | -1,641          | -1,065              | -1,075          | -1,075           | -1,181          |
| 38                                   | Private remittances and other transfers <sup>6</sup>                                   | -26,668           | -29,360           | -7,327                  | -7,127          | -7,486           | -7,420          | -7,041              | -7,340          | -7,406           | -7,573          |
| <b>Capital and financial account</b> |  |                   |                   |                         |                 |                  |                 |                     |                 |                  |                 |
| <b>Capital account</b>               |  |                   |                   |                         |                 |                  |                 |                     |                 |                  |                 |
| 39                                   | <b>Capital account transactions, net</b>   | <b>617</b>        | <b>-172</b>       | <b>166</b>              | <b>178</b>      | <b>175</b>       | <b>-691</b>     | <b>166</b>          | <b>178</b>      | <b>175</b>       | <b>-691</b>     |
| <b>Financial account</b>             |  |                   |                   |                         |                 |                  |                 |                     |                 |                  |                 |
| 40                                   | <b>U.S.-owned assets abroad, net (increase/financial outflow (-))</b>                  | <b>-292,818</b>   | <b>-372,567</b>   | <b>-18,746</b>          | <b>-156,044</b> | <b>-114,097</b>  | <b>-83,680</b>  | <b>-15,394</b>      | <b>-154,959</b> | <b>-113,388</b>  | <b>-88,822</b>  |
| 41                                   | U.S. official reserve assets, net  | -6,784            | 8,749             | 4,068                   | 1,159           | 1,950            | 1,572           | 4,068               | 1,159           | 1,950            | 1,572           |
| 42                                   | Gold <sup>7</sup>  | -149              | 12                | 563                     | -190            | -185             | -176            | 563                 | -190            | -185             | -176            |
| 43                                   | Special drawing rights   | -5,118            | 5,485             | 3                       | 1,413           | 2,268            | 1,801           | 3                   | 1,413           | 2,268            | 1,801           |
| 44                                   | Reserve position in the International Monetary Fund                                    | -1,517            | 3,252             | 3,502                   | -64             | -133             | -53             | 3,502               | -64             | -133             | -53             |
| 45                                   | Foreign currencies   | -429              | -365              | 119                     | -392            | -686             | 594             | 119                 | -392            | -686             | 594             |
| 46                                   | U.S. Government assets, other than official reserve assets, net                        | -4,676            | -6,123            | -1,304                  | -2,167          | -1,595           | -1,057          | -1,304              | -2,167          | -1,595           | -1,057          |
| 47                                   | U.S. credits and other long-term assets  | 4,102             | 6,223             | 1,545                   | 1,887           | 1,026            | 1,765           | 1,545               | 1,887           | 1,026            | 1,765           |
| 48                                   | Repayments on U.S. credits and other long-term assets <sup>8</sup>                     | 145               | -465              | -122                    | -112            | -117             | -114            | -122                | -112            | -117             | -114            |
| 49                                   | U.S. foreign currency holdings and U.S. short-term assets, net                         | -285,605          | -380,951          | -22,933                 | -156,811        | -115,361         | -85,846         | -19,581             | -155,726        | -114,652         | -90,988         |
| 50                                   | Direct investment  | -132,829          | -152,152          | -44,983                 | -32,897         | -48,065          | -26,207         | -41,631             | -31,812         | -47,356          | -31,349         |
| 51                                   | Foreign securities   | -102,817          | -97,882           | 8,132                   | -64,579         | -34,431          | -7,004          | 8,132               | -64,579         | -34,431          | -7,004          |
| 52                                   | U.S. claims on unaffiliated foreigners reported by U.S. nonbanking concerns            | -25,041           | -69,493           | -13,853                 | -16,816         | -24,066          | -14,758         | -13,853             | -16,816         | -24,066          | -14,758         |
| 53                                   | U.S. claims reported by U.S. banks, not included elsewhere                             | -24,918           | -61,424           | -27,771                 | -42,519         | -8,799           | -37,877         | -27,771             | -42,519         | -8,799           | -37,877         |
| 54                                   | <b>Foreign-owned assets in the United States, net (increase/financial inflow(+))</b>   | <b>502,637</b>    | <b>750,765</b>    | <b>88,636</b>           | <b>275,220</b>  | <b>208,798</b>   | <b>178,111</b>  | <b>88,668</b>       | <b>274,739</b>  | <b>207,735</b>   | <b>179,686</b>  |
| 55                                   | Foreign official assets in the United States, net                                      | -21,684           | 44,570            | 4,708                   | -628            | 11,881           | 28,609          | 4,708               | -628            | 11,881           | 28,609          |
| 56                                   | U.S. Government securities   | -3,625            | 32,423            | 6,793                   | -916            | 14,938           | 11,748          | 6,793               | -916            | 14,798           | 11,748          |
| 57                                   | U.S. Treasury securities <sup>9</sup>  | -9,957            | 12,073            | 800                     | -6,708          | 12,963           | 5,018           | 800                 | -6,708          | 12,963           | 5,018           |
| 58                                   | Other <sup>10</sup>  | 6,332             | 20,350            | 5,993                   | 5,792           | 1,635            | 6,730           | 5,993               | 5,792           | 1,635            | 6,730           |
| 59                                   | Other U.S. Government liabilities <sup>11</sup>  | -3,113            | -3,698            | -1,594                  | -647            | -1,070           | -387            | -1,594              | -647            | -1,070           | -387            |
| 60                                   | U.S. liabilities reported by U.S. banks, not included elsewhere                        | -11,469           | 14,937            | -589                    | 1,437           | -2,032           | 16,121          | -589                | 1,437           | -2,032           | 16,121          |
| 61                                   | Other foreign official assets <sup>12</sup>  | -3,477            | 908               | 98                      | -502            | 185              | 1,127           | 98                  | -502            | 185              |                 |
| 62                                   | Other foreign assets in the United States, net   | 524,321           | 706,195           | 83,928                  | 275,848         | 196,917          | 149,502         | 84,260              | 275,007         | 195,854          | 151,077         |
| 63                                   | Direct investment  | 193,375           | 222,725           | 155,322                 | 61,904          | 42,556           | 23,057          | 154,481             | 60,841          | 44,131           |                 |
| 64                                   | U.S. Treasury securities   | 46,155            | -21,756           | -8,781                  | -5,407          | 9,639            | -17,207         | -8,781              | -5,407          | 9,639            | -17,207         |
| 65                                   | U.S. securities other than U.S. Treasury securities                                    | 218,220           | 325,913           | 61,540                  | 79,067          | 94,573           | 90,733          | 61,540              | 79,067          | 94,573           |                 |
| 66                                   | U.S. currency  | 16,622            | 22,407            | 2,440                   | 3,057           | 4,697            | 12,213          | 2,440               | 3,057           | 4,697            |                 |
| 67                                   | U.S. liabilities to unaffiliated foreigners reported by U.S. nonbanking concerns       | 9,412             | 29,411            | 20,188                  | 8,871           | 3,475            | -3,123          | 20,188              | 8,871           | 3,475            |                 |
| 68                                   | U.S. liabilities reported by U.S. banks, not included elsewhere                        | 40,731            | 67,713            | -14,184                 | 34,938          | 22,629           | 24,330          | -14,184             | 34,938          | 22,629           |                 |
| 69                                   | Other foreign assets in the United States, net   | 10,126            | -39,108           | -10,488                 | -39,103         | 4,178            | 6,305           | -4,838              | -38,441         | -5,437           | 9,606           |
| 70                                   | <b>Statistical discrepancy (sum of above items with sign reversed)</b>                 | <b>10,126</b>     | <b>-39,108</b>    | <b>-10,488</b>          | <b>-39,103</b>  | <b>4,178</b>     | <b>6,305</b>    | <b>-4,838</b>       | <b>-38,441</b>  | <b>-5,437</b>    | <b>9,606</b>    |
| 70a                                  | Of which seasonal adjustment discrepancy   |                   |                   |                         |                 |                  |                 | 5,650               | 662             | -9,615           | 3,301           |
| <b>Memoranda:</b>                    |  |                   |                   |                         |                 |                  |                 |                     |                 |                  |                 |
| 71                                   | Balance on goods (lines 3 and 20)  | -246,932          | -347,131          | -67,559                 | -80,883         | -101,304         | -97,385         | -74,381             | -84,591         | -91,943          | -96,216         |
| 72                                   | Balance on services (lines 4 and 21)   | 82,650            | 79,583            | 21,660                  | 16,201          | 19,316           | 22,406          | 20,204              | 19,301          | 19,355           | 20,720          |
| 73                                   | Balance on goods and services (lines 2 and 19)   | -164,282          | -267,548          | -45,899                 | -64,682         | -81,988          | -74,979         | -54,177             | -65,290         | -72,588          | -75,496         |
| 74                                   | Balance on income (lines 12 and 29)  | -12,205           | -24,789           | -3,249                  | -4,825          | -5,848           | -10,867         | -4,419              | -4,692          | -5,289           | -10,391         |
| 75                                   | Unilateral current transfers, net (line 35)  | -44,075           | -46,581           | -10,420                 | -10,744         | -11,218          | -14,199         | -10,306             | -11,175         | -11,208          | -13,892         |
| 76                                   | Balance on current account (lines 1, 18, and 35 or lines 73, 74, and 75) <sup>13</sup> | -220,562          | -338,918          | -59,568                 | -80,251         | -99,054          | -100,045        | -68,902             | -81,157         | -89,085          | -99,779         |

<sup>2</sup> Preliminary.<sup>3</sup> Revised.

1. Credits, +; Exports of goods and services and income receipts; unilateral current transfers to the United States; capital account transactions receipts; financial inflows-increase in foreign-owned assets (U.S. liabilities) or decrease in U.S.-owned assets (U.S. claims).

Debits, -: Imports of goods and services and income payments; unilateral current transfers to foreigners; capital account transactions payments; financial outflows-decrease in foreign-owned assets (U.S. liabilities) or increase in U.S.-owned assets (U.S. liabilities) or increase in U.S.-owned assets (U.S. claims).

2. Excludes exports of goods under U.S. military agency sales contracts identified in Census export documents, excludes imports of goods under direct defense expenditures identified in Census import documents, and reflects various other adjustments (for valuation, coverage, and timing) of Census statistics to balance of payments basis; see table 2 in "U.S. International Transactions, Fourth Quarter and Year 1999" in the April 2000 SURVEY.

3. Includes some goods: mainly military equipment in line 5; major equipment, other materials, supplies, and petroleum products purchased abroad by U.S. military agencies in line 22; and fuels purchased by airline and steamship operators in lines 8 and 25.

4. Includes transfers of goods



Table F.3.—U.S. International Transactions, by Area

[Millions of dollars]

| Line                                 | (Credits +; debits -) <sup>1</sup>   | Western Europe  |                  |                 | European Union <sup>14</sup> |                  |                 | United Kingdom  |                  |                 | European Union (6) <sup>15</sup> |                  |                 |
|--------------------------------------|--|-----------------|------------------|-----------------|------------------------------|------------------|-----------------|-----------------|------------------|-----------------|----------------------------------|------------------|-----------------|
|                                      |  | 1999            |                  |                 | 1999                         |                  |                 | 1999            |                  |                 | 1999                             |                  |                 |
|                                      |  | II              | III <sup>r</sup> | IV <sup>p</sup> | II                           | III <sup>r</sup> | IV <sup>p</sup> | II              | III <sup>r</sup> | IV <sup>p</sup> | II                               | III <sup>r</sup> | IV <sup>p</sup> |
| <b>Current account</b>               |  |                 |                  |                 |                              |                  |                 |                 |                  |                 |                                  |                  |                 |
| 1                                    | <b>Exports of goods and services and income receipts</b>                               | <b>92,875</b>   | <b>93,990</b>    | <b>99,857</b>   | <b>83,763</b>                | <b>84,607</b>    | <b>89,092</b>   | <b>26,166</b>   | <b>26,958</b>    | <b>28,064</b>   | <b>43,857</b>                    | <b>44,543</b>    | <b>46,800</b>   |
| 2                                    | Exports of goods and services  | 64,038          | 64,000           | 68,600          | 58,246                       | 57,919           | 61,875          | 16,106          | 16,261           | 16,669          | 32,026                           | 32,016           | 34,471          |
| 3                                    | Goods, balance of payments basis <sup>2</sup>  | 40,173          | 37,740           | 42,968          | 36,847                       | 34,470           | 38,760          | 9,302           | 8,979            | 9,162           | 21,596                           | 20,133           | 23,180          |
| 4                                    | Services <sup>3</sup>  | 23,865          | 26,260           | 25,632          | 21,399                       | 23,449           | 23,115          | 6,804           | 7,282            | 7,507           | 10,430                           | 11,883           | 11,291          |
| 5                                    | Transfers under U.S. military agency sales contracts <sup>4</sup>                      | 1,025           | 1,234            | 942             | 592                          | 777              | 714             | 97              | 85               | 104             | 150                              | 319              | 259             |
| 6                                    | Travel   | 5,784           | 7,119            | 6,037           | 5,306                        | 6,521            | 5,532           | 1,975           | 2,208            | 2,097           | 2,424                            | 3,268            | 2,475           |
| 7                                    | Passenger fares  | 1,748           | 2,079            | 1,902           | 1,693                        | 2,007            | 1,855           | 566             | 624              | 675             | 869                              | 1,098            | 940             |
| 8                                    | Other transportation   | 1,785           | 1,875            | 2,013           | 1,551                        | 1,630            | 1,750           | 391             | 414              | 454             | 744                              | 806              | 860             |
| 9                                    | Royalties and license fees <sup>5</sup>  | 4,477           | 4,417            | 4,810           | 4,220                        | 4,157            | 4,514           | 837             | 885              | 967             | 2,436                            | 2,362            | 2,603           |
| 10                                   | Other private services <sup>5</sup>  | 9,001           | 9,497            | 9,885           | 7,997                        | 8,323            | 8,714           | 2,929           | 3,059            | 3,204           | 3,791                            | 4,012            | 4,129           |
| 11                                   | U.S. Government miscellaneous services   | 45              | 39               | 43              | 40                           | 34               | 36              | 9               | 9                | 6               | 16                               | 18               | 25              |
| 12                                   | Income receipts  | 28,837          | 29,990           | 31,257          | 25,517                       | 26,688           | 27,217          | 10,060          | 10,697           | 11,395          | 11,831                           | 12,527           | 12,329          |
| 13                                   | Income receipts on U.S.-owned assets abroad  | 28,800          | 29,953           | 31,220          | 25,483                       | 26,654           | 27,183          | 10,042          | 10,679           | 11,377          | 11,817                           | 12,513           | 12,315          |
| 14                                   | Direct investment receipts   | 12,914          | 12,805           | 13,297          | 11,042                       | 11,170           | 11,196          | 3,314           | 3,342            | 3,877           | 6,115                            | 6,454            | 5,991           |
| 15                                   | Other private receipts   | 15,760          | 16,926           | 17,772          | 14,331                       | 15,306           | 15,871          | 6,728           | 7,337            | 7,479           | 5,609                            | 5,957            | 6,324           |
| 16                                   | U.S. Government receipts   | 126             | 222              | 151             | 110                          | 178              | 116             | .....           | .....            | .....           | 21                               | 93               | 102             |
| 17                                   | Compensation of employees  | 37              | 37               | 37              | 34                           | 34               | 34              | 18              | 18               | 18              | 14                               | 14               | 14              |
| 18                                   | <b>Imports of goods and services and income payments</b>                               | <b>-110,488</b> | <b>-116,204</b>  | <b>-120,304</b> | <b>-100,244</b>              | <b>-104,857</b>  | <b>-107,226</b> | <b>-34,799</b>  | <b>-36,615</b>   | <b>-37,502</b>  | <b>-51,464</b>                   | <b>-53,483</b>   | <b>-54,227</b>  |
| 19                                   | Imports of goods and services  | -74,157         | -77,342          | -78,867         | -67,146                      | -69,199          | -69,800         | -16,250         | -16,764          | -16,414         | -39,500                          | -40,175          | -41,076         |
| 20                                   | Goods, balance of payments basis <sup>2</sup>  | -52,424         | -54,289          | -59,746         | -47,919                      | -48,970          | -53,102         | -9,612          | -9,940           | -10,379         | -29,920                          | -30,255          | -33,021         |
| 21                                   | Services <sup>3</sup>  | -21,733         | -23,053          | -19,121         | -19,227                      | -20,229          | -16,698         | -6,638          | -6,824           | -6,035          | -9,580                           | -9,920           | -8,055          |
| 22                                   | Direct defense expenditures  | -2,070          | -2,197           | -2,067          | -1,775                       | -1,771           | -1,642          | -182            | -178             | -175            | -1,490                           | -1,476           | -1,350          |
| 23                                   | Travel   | -6,192          | -6,861           | -3,835          | -5,568                       | -6,095           | -3,440          | -1,601          | -1,660           | -1,228          | -2,861                           | -3,022           | -1,650          |
| 24                                   | Passenger fares  | -3,154          | -3,266           | -2,214          | -2,831                       | -2,949           | -1,993          | -1,202          | -1,217           | -812            | -1,190                           | -1,218           | -833            |
| 25                                   | Other transportation   | -2,714          | -3,052           | -2,999          | -2,248                       | -2,552           | -1,687          | -581            | -701             | -687            | -1,102                           | -1,207           | -1,214          |
| 26                                   | Royalties and license fees <sup>5</sup>  | -1,942          | -1,821           | -2,074          | -1,626                       | -1,516           | -1,693          | -477            | -372             | -410            | -897                             | -903             | -871            |
| 27                                   | Other private services <sup>5</sup>  | -5,373          | -5,551           | -5,631          | -4,931                       | -5,082           | -5,166          | -2,571          | -2,671           | -2,694          | -1,901                           | -1,934           | -1,934          |
| 28                                   | U.S. Government miscellaneous services   | -288            | -305             | -301            | -248                         | -264             | -259            | -24             | -25              | -29             | -163                             | -193             | -203            |
| 29                                   | Income payments  | -36,331         | -38,862          | -41,437         | -33,098                      | -35,658          | -37,426         | -18,549         | -19,851          | -21,088         | -11,964                          | -13,308          | -13,151         |
| 30                                   | Income payments on foreign-owned assets in the   |                 |                  |                 |                              |                  |                 |                 |                  |                 |                                  |                  |                 |
| 31                                   | United States  | -36,255         | -38,790          | -41,354         | -33,035                      | -35,598          | -37,360         | -18,529         | -19,831          | -21,066         | -11,926                          | -13,273          | -13,114         |
| 32                                   | Direct investment payments   | -10,028         | -10,329          | -11,256         | -9,056                       | -9,626           | -9,906          | -2,560          | -2,776           | -2,935          | -5,550                           | -6,023           | -5,615          |
| 33                                   | Other private payments   | -16,246         | -18,271          | -19,637         | -14,749                      | -16,266          | -17,799         | -10,783         | -11,725          | -12,595         | -3,352                           | -4,160           | -4,338          |
| 34                                   | U.S. Government payments   | -9,981          | -10,190          | -10,461         | -9,230                       | -9,406           | -9,655          | -5,186          | -5,330           | -5,536          | -3,024                           | -3,090           | -3,161          |
| 35                                   | Compensation of employees  | -76             | -72              | -83             | -63                          | -60              | -66             | -20             | -20              | -22             | -38                              | -35              | -37             |
| 36                                   | <b>Unilateral current transfers, net</b>   | <b>66</b>       | <b>-85</b>       | <b>-24</b>      | <b>345</b>                   | <b>311</b>       | <b>333</b>      | <b>417</b>      | <b>428</b>       | <b>438</b>      | <b>151</b>                       | <b>116</b>       | <b>125</b>      |
| 37                                   | U.S. Government grants <sup>4</sup>  | -100            | -230             | -164            | .....                        | .....            | .....           | .....           | .....            | .....           | .....                            | .....            | .....           |
| 38                                   | U.S. Government pensions and other transfers   | -329            | -338             | -389            | -297                         | -297             | -303            | -50             | -52              | -49             | -162                             | -163             | -173            |
| 39                                   | Private remittances and other transfers <sup>6</sup>                                   | 495             | 483              | 529             | 642                          | 608              | 636             | 467             | 480              | 487             | 313                              | 279              | 298             |
| <b>Capital and financial account</b> |  |                 |                  |                 |                              |                  |                 |                 |                  |                 |                                  |                  |                 |
| <b>Capital account</b>               |  |                 |                  |                 |                              |                  |                 |                 |                  |                 |                                  |                  |                 |
| 39                                   | <b>Capital account transactions, net</b>   | <b>37</b>       | <b>38</b>        | <b>-13</b>      | <b>34</b>                    | <b>35</b>        | <b>35</b>       | <b>12</b>       | <b>12</b>        | <b>12</b>       | <b>16</b>                        | <b>17</b>        | <b>17</b>       |
| <b>Financial account</b>             |  |                 |                  |                 |                              |                  |                 |                 |                  |                 |                                  |                  |                 |
| 40                                   | <b>U.S.-owned assets abroad, net (increase/financial outflow (-))</b>                  | <b>-143,513</b> | <b>-55,114</b>   | <b>-13,796</b>  | <b>-119,750</b>              | <b>-43,722</b>   | <b>-16,583</b>  | <b>-104,891</b> | <b>-21,994</b>   | <b>4,266</b>    | <b>-18,111</b>                   | <b>-21,247</b>   | <b>-22,993</b>  |
| 41                                   | U.S. official reserve assets, net  | 348             | -103             | -63             | -159                         | -67              | -46             | .....           | .....            | .....           | .....                            | .....            | .....           |
| 42                                   | Gold <sup>7</sup>  | .....           | .....            | .....           | .....                        | .....            | .....           | .....           | .....            | .....           | .....                            | .....            | .....           |
| 43                                   | Special drawing rights   | .....           | .....            | .....           | .....                        | .....            | .....           | .....           | .....            | .....           | .....                            | .....            | .....           |
| 44                                   | Reserve position in the International Monetary Fund                                    | .....           | .....            | .....           | .....                        | .....            | .....           | .....           | .....            | .....           | .....                            | .....            | .....           |
| 45                                   | Foreign currencies   | 348             | -103             | -63             | -159                         | -67              | -46             | .....           | .....            | .....           | .....                            | .....            | .....           |
| 46                                   | U.S. Government assets, other than official reserve assets, net                        | 61              | 87               | 79              | 9                            | -16              | 139             | -2              | -4               | .....           | 134                              | 6                | -7              |
| 47                                   | U.S. credits and other long-term assets  | -36             | -197             | -152            | -29                          | -196             | -13             | .....           | .....            | .....           | .....                            | .....            | .....           |
| 48                                   | Repayments on U.S. credits and other long-term assets <sup>8</sup>                     | 91              | 288              | 255             | 35                           | 190              | 169             | .....           | .....            | .....           | 136                              | .....            | .....           |
| 49                                   | U.S. foreign currency holdings and U.S. short-term assets, net                         | 6               | -4               | -24             | 3                            | -10              | -17             | -2              | -4               | -2              | 6                                | -7               | -13             |
| 50                                   | U.S. private assets, net   | -143,922        | -55,098          | -13,812         | -119,600                     | -43,639          | -16,676         | -104,889        | -21,990          | 4,132           | -18,117                          | -21,240          | -22,980         |
| 51                                   | Direct investment  | -8,262          | -30,538          | -13,112         | -8,218                       | -29,011          | -6,333          | -9,303          | -20,548          | 892             | 1,712                            | -7,020           | -5,980          |
| 52                                   | Foreign securities   | -49,590         | -12,406          | 4,599           | -51,891                      | -13,512          | 3,704           | -46,591         | -6,489           | 67              | -8,034                           | -8,687           | 3,825           |
| 53                                   | U.S. claims on unaffiliated foreigners reported by U.S. nonbanking concerns            | -7,476          | -1,983           | .....           | -6,161                       | -2,901           | .....           | -8,520          | 7,058            | .....           | 1,107                            | -10,459          | .....           |
| 54                                   | U.S. claims reported by U.S. banks, not included elsewhere                             | -78,594         | -10,171          | -5,299          | -53,330                      | 1,785            | -14,047         | -40,475         | -2,011           | 3,173           | -12,902                          | 4,926            | -20,825         |
| 55                                   | <b>Foreign-owned assets in the United States, net (increase/financial inflow (+))</b>  | <b>191,609</b>  | <b>120,150</b>   | <b>75,601</b>   | <b>167,196</b>               | <b>113,497</b>   | <b>72,136</b>   | <b>113,605</b>  | <b>70,213</b>    | <b>24,099</b>   | <b>61,523</b>                    | <b>35,575</b>    | <b>39,950</b>   |
| 56                                   | Foreign official assets in the United States, net                                      | -9,707          | -1,035           | 402             | .....                        | .....            | .....           | .....           | .....            | .....           | .....                            | .....            | .....           |
| 57                                   | U.S. Government securities   | (17)            | (17)             | (17)            | (18)                         | (18)             | (18)            | (18)            | (18)             | (18)            | (18)                             | (18)             | (18)            |
| 58                                   | U.S. Treasury securities <sup>9</sup>  | (17)            | (17)             | (17)            | (18)                         | (18)             | (18)            | (18)            | (18)             | (18)            | (18)                             | (18)             | (18)            |
| 59                                   | Other <sup>10</sup>  | (17)            | (17)             | (17)            | (18)                         | (18)             | (18)            | (18)            | (18)             | (18)            | (18)                             | (18)             | (18)            |
| 60                                   | U.S. liabilities to unaffiliated foreigners reported by U.S. nonbanking concerns       | -473            | -483             | -21             | -202                         | -162             | -35             | -94             | -80              | -99             | 49                               | -97              | 97              |
| 61                                   | U.S. liabilities reported by U.S. banks, not included elsewhere                        | (17)            | (17)             | (17)            | (18)                         | (18)             | (18)            | (18)            | (18)             | (18)            | (18)                             | (18)             | (18)            |
| 62                                   | Other foreign official assets <sup>12</sup>  | (17)            | (17)             | (17)            | (18)                         | (18)             | (18)            | (18)            | (18)             | (18)            | (18)                             | (18)             | (18)            |
| 63                                   | Other foreign assets in the United States, net   | 201,316         | 121,185          | 75,199          | .....                        | .....            | .....           | .....           | .....            | .....           | .....                            | .....            | .....           |
| 64                                   | Direct investment  | 140,447         | 38,748           | 30,936          | 141,856                      | 36,632           | 28,808          | 79,370          | 18,880           | 9,258           | 62,635                           | 13,238           | 15,971          |
| 65                                   | U.S. Treasury securities   | (17)            | (17)             | (17)            | (18)                         | (18)             | (18)            | (18)            | (18)             | (18)            | (18)                             | (18)             | (18)            |
| 66                                   | U.S. securities other than U.S. Treasury securities                                    | 49,525          | 63,660           | 60,752          | 45,850                       | 62,078           | 59,231          | 29,020          | 49,286           | 36,136          | 13,210                           | 10,047           | 18,678          |
| 67                                   | U.S. currency  | .....           | .....            | .....           | .....                        | .....            | .....           | .....           | .....            | .....           | .....                            | .....            | .....           |
| 68                                   | U.S. liabilities to unaffiliated foreigners reported by U.S. nonbanking concerns       | 18,265          | 2,632            | .....           | 16,491                       | 2,024            | .....           | 11,765          | -5,341           | .....           | 4,911                            | 7,506            | .....           |
| 69                                   | U.S. liabilities reported by U.S. banks, not included elsewhere                        | (17)            | (17)             | (17)            | (18)                         | (18)             | (18)            | (18)            | (18)             | (18)            | (18)                             | (18)             | (18)            |
| 70                                   | <b>Statistical discrepancy (sum of above items with sign reversed)</b>                 | <b>-30,586</b>  | <b>-42,775</b>   | <b>-41,321</b>  | <b>-31,344</b>               | <b>-49,871</b>   | <b>-37,787</b>  | <b>-510</b>     | <b>-39,002</b>   | <b>-19,377</b>  | <b>-35,972</b>                   | <b>-5,521</b>    | <b>-9,672</b>   |
| <b>Memoranda:</b>                    |  |                 |                  |                 |                              |                  |                 |                 |                  |                 |                                  |                  |                 |
| 71                                   | Balance on goods (lines 3 and 20)  | -12,251         | -16,549          | -16,778         | -11,072                      | -14,500          | -14,342         | -310            | -961             | -1,217          | -8,324                           | -10,122          | -9,841          |
| 72                                   | Balance on services (lines 4 and 21)   | 2,132           | 3,207            | 6,511           | 2,172                        | 3,220            | 6,417           | 166             | 458              | 1,472           | 850                              | 1,963            | 3,236           |
| 73                                   | Balance on goods and services (lines 2 and 19)   | -10,119         | -13,342          | -10,267         | -8,900                       | -11,280          | -7,925          | -144            | -503             | -745            | -7,474                           | -8,159           | -6,605          |
| 74                                   | Balance on income (lines 12 and 29)  | -7,494          | -8,872           | -10,180         | -7,581                       | -8,970           | -10,209         | -8,489          | -9,154           | -9,693          | -1,333                           | -781             | -822            |
| 75                                   | Unilateral current transfers, net (line 35)  | 66              | -85              | -24             | 345                          | 311              | 333             | 417             | 428              | 438             | 151                              | 116              | 125             |
| 76                                   | Balance on current account (lines 1, 18, and 35 or lines 73, 74, and 75) <sup>13</sup> | -17,547         | -22,299          | -20,471         | -16,136                      | -19,939          | -17,801         | -8,216          | -9,229           | -9,000          | -7,456                           | -8,824           | -7,302          |

Table F.3.—U.S. International Transactions, by Area—Continued

[Millions of dollars]

| Line                                 | (Credits +; debits -) <sup>1</sup>   | Eastern Europe |                  |                 | Canada         |                  |                 | Latin America and Other Western Hemisphere |                  |                 | Japan          |                  |                 |
|--------------------------------------|--|----------------|------------------|-----------------|----------------|------------------|-----------------|--|------------------|-----------------|----------------|------------------|-----------------|
|                                      |  | 1999           |                  |                 | 1999           |                  |                 | 1999                                       |                  |                 | 1999           |                  |                 |
|                                      |  | II             | III <sup>r</sup> | IV <sup>p</sup> | II             | III <sup>r</sup> | IV <sup>p</sup> | II   | III <sup>r</sup> | IV <sup>p</sup> | II             | III <sup>r</sup> | IV <sup>p</sup> |
| <b>Current account</b>               |  |                |                  |                 |                |                  |                 |  |                  |                 |                |                  |                 |
| 1                                    | <b>Exports of goods and services and income receipts</b> .....                               | <b>2,770</b>   | <b>3,240</b>     | <b>3,136</b>    | <b>53,800</b>  | <b>50,894</b>    | <b>54,945</b>   | <b>62,330</b>                              | <b>65,485</b>    | <b>70,735</b>   | <b>23,678</b>  | <b>25,206</b>    | <b>25,333</b>   |
| 2                                    | Exports of goods and services .....  | 2,273          | 2,568            | 2,407           | 48,257         | 45,165           | 49,008          | 46,284                                     | 49,328           | 53,371          | 21,152         | 22,735           | 23,401          |
| 3                                    | Goods, balance of payments basis <sup>2</sup> .....  | 1,304          | 1,461            | 1,353           | 42,857         | 39,697           | 43,850          | 34,060                                     | 35,565           | 39,573          | 13,328         | 13,590           | 14,991          |
| 4                                    | Services <sup>3</sup> .....  | 969            | 1,107            | 1,054           | 5,400          | 5,468            | 5,158           | 12,224                                     | 13,763           | 13,798          | 7,824          | 9,145            | 8,410           |
| 5                                    | Transfers under U.S. military agency sales contracts <sup>4</sup> .....                      | 81             | 101              | 98              | 34             | 25               | 29              | 135  | 105              | 157             | 173            | 203              | 282             |
| 6                                    | Travel .....   | 319            | 385              | 346             | 1,808          | 1,687            | 1,336           | 4,897                                      | 5,831            | 5,525           | 2,231          | 2,949            | 2,250           |
| 7                                    | Passenger fares .....  | 44             | 41               | 45              | 363            | 378              | 350             | 1,375                                      | 1,652            | 1,570           | 872            | 1,115            | 926             |
| 8                                    | Other transportation .....   | 105            | 97               | 94              | 627            | 625              | 652             | 874  | 889              | 970             | 817            | 804              | 855             |
| 9                                    | Royalties and license fees <sup>5</sup> .....  | 66             | 69               | 70              | 400            | 439              | 482             | 672  | 670              | 734             | 1,596          | 1,685            | 1,777           |
| 10                                   | Other private services <sup>5</sup> .....  | 344            | 400              | 391             | 2,147          | 2,291            | 2,293           | 4,193                                      | 4,575            | 4,801           | 2,125          | 2,376            | 2,312           |
| 11                                   | U.S. Government miscellaneous services .....   | 10             | 14               | 10              | 21             | 23               | 16              | 78   | 41               | 41              | 10             | 13               | 8               |
| 12                                   | Income receipts .....  | 497            | 672              | 729             | 5,543          | 5,729            | 5,937           | 16,046                                     | 16,157           | 17,364          | 2,526          | 2,471            | 1,932           |
| 13                                   | Income receipts on U.S.-owned assets abroad .....  | 495            | 670              | 727             | 5,524          | 5,709            | 5,917           | 16,008                                     | 16,122           | 17,330          | 2,523          | 2,468            | 1,928           |
| 14                                   | Direct investment receipts .....   | 13             | 155              | 198             | 2,831          | 3,031            | 3,030           | 5,127                                      | 4,918            | 4,720           | 871            | 1,083            | 952             |
| 15                                   | Other private receipts .....   | 472            | 467              | 500             | 2,693          | 2,678            | 2,887           | 10,754                                     | 11,122           | 12,510          | 1,667          | 1,368            | 975             |
| 16                                   | U.S. Government receipts .....   | 10             | 48               | 29              | .....          | .....            | .....           | 127  | 82               | 100             | -15            | 17               | 1               |
| 17                                   | Compensation of employees .....  | 2              | 2                | 2               | 19             | 20               | 20              | 38   | 35               | 34              | 3              | 3                | 4               |
| 18                                   | <b>Imports of goods and services and income payments</b> .....                               | <b>-4,411</b>  | <b>-4,293</b>    | <b>-4,390</b>   | <b>-56,296</b> | <b>-56,278</b>   | <b>-60,092</b>  | <b>-63,021</b>                             | <b>-67,956</b>   | <b>-70,607</b>  | <b>-44,236</b> | <b>-47,497</b>   | <b>-51,690</b>  |
| 19                                   | Imports of goods and services .....  | -3,998         | -3,877           | -3,944          | -54,264        | -54,709          | -57,310         | -49,579                                    | -53,496          | -54,583         | -35,203        | -37,897          | -40,476         |
| 20                                   | Goods, balance of payments basis <sup>2</sup> .....  | -3,096         | -2,855           | -3,334          | -50,096        | -49,447          | -53,695         | -41,166                                    | -44,672          | -45,953         | -30,849        | -33,464          | -35,843         |
| 21                                   | Services <sup>3</sup> .....  | -902           | -1,022           | -610            | -4,168         | -5,262           | -3,615          | -8,413                                     | -8,824           | -8,630          | -4,354         | -4,433           | -4,633          |
| 22                                   | Direct defense expenditures .....  | -47            | -42              | -45             | -16            | -23              | -20             | -76  | -64              | -59             | -378           | -330             | -330            |
| 23                                   | Travel .....   | -458           | -560             | -239            | -1,526         | -2,637           | -1,032          | -3,909                                     | -4,305           | -4,221          | -795           | -691             | -743            |
| 24                                   | Passenger fares .....  | -141           | -157             | -84             | -189           | -240             | -125            | -713                                       | -791             | -738            | -227           | -225             | -238            |
| 25                                   | Other transportation .....   | -71            | -75              | -62             | -822           | -825             | -835            | -620                                       | -643             | -718            | -1,193         | -1,382           | -1,419          |
| 26                                   | Royalties and license fees <sup>5</sup> .....  | -3             | -3               | -4              | -114           | -118             | -119            | -64  | -58              | -60             | -687           | -661             | -697            |
| 27                                   | Other private services <sup>5</sup> .....  | -163           | -161             | -159            | -1,447         | -1,355           | -1,418          | -2,899                                     | -2,824           | -2,684          | -1,039         | -1,111           | -1,185          |
| 28                                   | U.S. Government miscellaneous services .....   | -19            | -24              | -17             | -54            | -64              | -66             | -132                                       | -139             | -150            | -35            | -33              | -21             |
| 29                                   | Income payments .....  | -413           | -416             | -446            | -2,662         | -1,569           | -2,782          | -13,442                                    | -14,460          | -16,024         | -9,033         | -9,600           | -11,214         |
| 30                                   | Income payments on foreign-owned assets in the United States .....                           | -397           | -401             | -426            | -2,586         | -1,494           | -2,701          | -11,960                                    | -12,765          | -14,358         | -9,017         | -9,586           | -11,191         |
| 31                                   | Direct investment payments .....   | -4             | -5               | -1              | -1,239         | 20               | -1,046          | -492                                       | -372             | -572            | -1,566         | -1,566           | -2,622          |
| 32                                   | Other private payments .....   | -91            | -96              | -116            | -1,099         | -1,192           | -1,288          | -8,941                                     | -9,619           | -10,868         | -2,118         | -2,470           | -2,645          |
| 33                                   | U.S. Government payments .....   | -302           | -300             | -309            | -248           | -322             | -367            | -2,527                                     | -2,774           | -2,918          | -5,131         | -5,550           | -5,924          |
| 34                                   | Compensation of employees .....  | -16            | -15              | -20             | -76            | -75              | -81             | -1,482                                     | -1,695           | -1,666          | -16            | -14              | -23             |
| 35                                   | <b>Unilateral current transfers, net</b> .....   | <b>-871</b>    | <b>-874</b>      | <b>-811</b>     | <b>-145</b>    | <b>-169</b>      | <b>-155</b>     | <b>-3,445</b>                              | <b>-3,575</b>    | <b>-3,657</b>   | <b>-53</b>     | <b>-75</b>       | <b>-35</b>      |
| 36                                   | U.S. Government grants <sup>4</sup> .....  | -442           | -456             | -409            | .....          | .....            | .....           | -421                                       | -445             | -422            | .....          | .....            | .....           |
| 37                                   | U.S. Government pensions and other transfers .....   | -11            | -13              | -10             | -121           | -121             | -128            | -156                                       | -167             | -211            | -25            | -27              | -23             |
| 38                                   | Private remittances and other transfers <sup>6</sup> .....                                   | -418           | -405             | -392            | -24            | -48              | -27             | -2,868                                     | -2,963           | -3,024          | -28            | -48              | -12             |
| <b>Capital and financial account</b> |  |                |                  |                 |                |                  |                 |  |                  |                 |                |                  |                 |
| <b>Capital account</b>               |  |                |                  |                 |                |                  |                 |  |                  |                 |                |                  |                 |
| 39                                   | <b>Capital account transactions, net</b> .....   | <b>6</b>       | <b>6</b>         | <b>7</b>        | <b>36</b>      | <b>40</b>        | <b>40</b>       | <b>59</b>                                  | <b>54</b>        | <b>-766</b>     | <b>6</b>       | <b>6</b>         | <b>6</b>        |
| <b>Financial account</b>             |  |                |                  |                 |                |                  |                 |  |                  |                 |                |                  |                 |
| 40                                   | <b>U.S.-owned assets abroad, net (increase/financial outflow (-))</b> .....                  | <b>622</b>     | <b>-602</b>      | <b>-76</b>      | <b>4,023</b>   | <b>-6,505</b>    | <b>-5,862</b>   | <b>-16,356</b>                             | <b>-35,986</b>   | <b>-32,494</b>  | <b>7,605</b>   | <b>-14,691</b>   | <b>-19,610</b>  |
| 41                                   | U.S. official reserve assets, net .....  | .....          | .....            | .....           | .....          | .....            | .....           | .....                                      | .....            | .....           | -412           | -30              | 10              |
| 42                                   | Gold <sup>7</sup> .....  | .....          | .....            | .....           | .....          | .....            | .....           | .....                                      | .....            | .....           | .....          | .....            | .....           |
| 43                                   | Special drawing rights .....   | .....          | .....            | .....           | .....          | .....            | .....           | .....                                      | .....            | .....           | .....          | .....            | .....           |
| 44                                   | Reserve position in the International Monetary Fund .....                                    | .....          | .....            | .....           | .....          | .....            | .....           | .....                                      | .....            | .....           | .....          | .....            | .....           |
| 45                                   | Foreign currencies .....   | .....          | .....            | .....           | .....          | .....            | .....           | .....                                      | .....            | .....           | -412           | -30              | 10              |
| 46                                   | U.S. Government assets, other than official reserve assets, net .....                        | -57            | -118             | -105            | .....          | .....            | .....           | 87   | 132              | 847             | 30             | -9               | -13             |
| 47                                   | U.S. credits and other long-term assets .....  | -1,138         | -139             | -109            | .....          | .....            | .....           | -401                                       | -233             | -169            | .....          | .....            | .....           |
| 48                                   | Repayments on U.S. credits and other long-term assets <sup>8</sup> .....                     | 1,086          | 22               | 8               | .....          | .....            | .....           | 497  | 362              | 1,029           | .....          | .....            | .....           |
| 49                                   | U.S. foreign currency holdings and U.S. short-term assets, net .....                         | -5             | -1               | -4              | .....          | .....            | .....           | -9   | 3                | -13             | 30             | -9               | -13             |
| 50                                   | U.S. private assets, net .....   | 679            | -484             | 29              | 4,023          | -6,505           | -5,862          | -16,443                                    | -36,118          | -33,341         | 7,987          | -14,652          | -19,607         |
| 51                                   | Direct investment .....  | -301           | -98              | -112            | -6,860         | -3,142           | -5,311          | -9,663                                     | -3,805           | -2,200          | -730           | -2,082           | -592            |
| 52                                   | Foreign securities .....   | -118           | -7               | -71             | 166            | -4,572           | -2              | -9,713                                     | -11,013          | 5,428           | -5,357         | -9,648           | -18,006         |
| 53                                   | U.S. claims on unaffiliated foreigners reported by U.S. nonbanking concerns .....            | 11             | -132             | .....           | 1,212          | 51               | .....           | -8,553                                     | -17,415          | -3,100          | -955           | -3,526           | .....           |
| 54                                   | U.S. claims reported by U.S. banks, not included elsewhere .....                             | 1,087          | -247             | 212             | 9,505          | 1,158            | -549            | 11,486                                     | -3,885           | -33,469         | 15,029         | 604              | -1,009          |
| 55                                   | <b>Foreign-owned assets in the United States, net (increase/financial inflow (+))</b> .....  | <b>-2,632</b>  | <b>222</b>       | <b>4,147</b>    | <b>10,166</b>  | <b>9,368</b>     | <b>8,643</b>    | <b>57,821</b>                              | <b>34,700</b>    | <b>31,638</b>   | <b>4,855</b>   | <b>28,296</b>    | <b>18,704</b>   |
| 56                                   | Foreign official assets in the United States, net .....                                      | (18)2,561      | (18)81           | (18)3,284       | (18)598        | (18)328          | (18)682         | (18)43,682                                 | (18)9,493        | (18)12,311      | (18)334        | (18)10,419       | (18)5,134       |
| 57                                   | U.S. Government securities .....   | (18).....      | (18).....        | (18).....       | (18).....      | (18).....        | (18).....       | (18).....                                  | (18).....        | (18).....       | (18).....      | (18).....        | (18).....       |
| 58                                   | U.S. Treasury securities <sup>9</sup> .....  | (18).....      | (18).....        | (18).....       | (18).....      | (18).....        | (18).....       | (18).....                                  | (18).....        | (18).....       | (18).....      | (18).....        | (18).....       |
| 59                                   | Other <sup>10</sup> .....  | (18).....      | (18).....        | (18).....       | (18).....      | (18).....        | (18).....       | (18).....                                  | (18).....        | (18).....       | (18).....      | (18).....        | (18).....       |
| 60                                   | Other U.S. Government liabilities <sup>11</sup> .....  | 141            | 112              | 126             | 12             | -8               | -11             | -25  | -23              | 20              | -52            | -13              | -278            |
| 61                                   | U.S. liabilities reported by U.S. banks, not included elsewhere .....                        | (18).....      | (18).....        | (18).....       | (18).....      | (18).....        | (18).....       | (18).....                                  | (18).....        | (18).....       | (18).....      | (18).....        | (18).....       |
| 62                                   | Other foreign official assets <sup>12</sup> .....  | (18).....      | (18).....        | (18).....       | (18).....      | (18).....        | (18).....       | (18).....                                  | (18).....        | (18).....       | (18).....      | (18).....        | (18).....       |
| 63                                   | Other foreign assets in the United States, net .....   | (18).....      | (18).....        | (18).....       | (18)10,764     | (18)9,040        | (18)9,325       | (18).....                                  | (18).....        | (18).....       | (18).....      | (18).....        | (18).....       |
| 64                                   | Direct investment .....  | 50             | 118              | 705             | 7,099          | 3,075            | 3,775           | 1,642                                      | 12,580           | 1,322           | 4,827          | 5,387            | 5,593           |
| 65                                   | U.S. Treasury securities .....   | (18).....      | (18).....        | (18).....       | (18).....      | (18).....        | (18).....       | (18).....                                  | (18).....        | (18).....       | (18).....      | (18).....        | (18).....       |
| 66                                   | U.S. securities other than U.S. Treasury securities .....                                    | -140           | -97              | 32              | -306           | 250              | 363             | 22,921                                     | 14,298           | 15,085          | 3,508          | 12,272           | 8,255           |
| 67                                   | U.S. currency .....  | .....          | .....            | .....           | .....          | .....            | .....           | .....                                      | .....            | .....           | .....          | .....            | .....           |
| 68                                   | U.S. liabilities to unaffiliated foreigners reported by U.S. nonbanking concerns .....       | -122           | 171              | .....           | 413            | 1,429            | .....           | -10,399                                    | -1,648           | 2,900           | -3,094         | 231              | .....           |
| 69                                   | U.S. liabilities reported by U.S. banks, not included elsewhere .....                        | (18)2,561      | (18)81           | (18)3,284       | (18).....      | (18).....        | (18).....       | (18)43,682                                 | (18)9,493        | (18)12,311      | (18)334        | (18)10,419       | (18)5,134       |
| 70                                   | <b>Statistical discrepancy (sum of above items with sign reversed)</b> .....                 | <b>4,516</b>   | <b>2,301</b>     | <b>-2,013</b>   | <b>-10,954</b> | <b>2,650</b>     | <b>2,481</b>    | <b>-37,388</b>                             | <b>7,278</b>     | <b>5,151</b>    | <b>8,145</b>   | <b>8,755</b>     | <b>27,292</b>   |
| <b>Memoranda:</b>                    |  |                |                  |                 |                |                  |                 |  |                  |                 |                |                  |                 |
| 71                                   | Balance on goods (lines 3 and 20) .....  | -1,792         | -1,394           | -1,981          | -7,239         | -9,750           | -9,845          | -7,106                                     | -9,107           | -6,380          | -17,521        | -19,874          | -20,852         |
| 72                                   | Balance on services (lines 4 and 21) .....   | 67             | 85               | 444             | 1,232          | 206              | 1,543           | 3,811                                      | 4,939            | 5,168           | 3,470          | 4,712            | 3,777           |
| 73                                   | Balance on goods and services (lines 2 and 19) .....   | -1,725         | -1,309           | -1,537          | -6,007         | -9,544           | -8,302          | -3,295                                     | -4,168           | -1,212          | -14,051        | -15,162          | -17,075         |
| 74                                   | Balance on income (lines 12 and 29) .....  | 84             | 256              | 283             | 2,881          | 4,160            | 3,155           | 2,604                                      | 1,697            | 1,340           | -6,507         | -7,129           | -9,282          |
| 75                                   | Unilateral current transfers, net (line 35) .....  | -871           | -874             | -811            | -145           | -169             | -155            | -3,445                                     | -3,575           | -3,657          | -53            | -75              | -35             |
| 76                                   | Balance on current account (lines 1, 18, and 35 or lines 73, 74, and 75) <sup>13</sup> ..... | -2,512         | -1,927           | -2,065          | -3,271         | -5,553           | -5,302          | -4,136                                     | -6,046           | -3,529          | -20,611        | -22,366          | -26,392         |

12. Consists of investments in U.S. corporate stocks and in debt securities of private corporations and State and local governments.

13. Conceptually, line 76 is equal to "net foreign investment" in the national income and product accounts (NIPAs). However, the foreign transactions account in the NIPAs (a) includes adjustments to the international transactions accounts for the treatment of gold, (b) includes adjustments for the different geographical treatment of

transactions with U.S

Table F.3.—U.S. International Transactions, by Area—Continued

[Millions of dollars]

| Line                                 | (Credits +; debits -) <sup>1</sup>   | Australia     |                  |                 | Other countries in Asia and Africa |                  |                 | International organizations and unallocated <sup>16</sup> |                  |                 |
|--------------------------------------|--|---------------|------------------|-----------------|------------------------------------|------------------|-----------------|---|------------------|-----------------|
|                                      |  | 1999          |                  |                 | 1999                               |                  |                 | 1999  |                  |                 |
|                                      |  | II            | III <sup>r</sup> | IV <sup>p</sup> | II                                 | III <sup>r</sup> | IV <sup>p</sup> | II  | III <sup>r</sup> | IV <sup>p</sup> |
| <b>Current account</b>               |  |               |                  |                 |                                    |                  |                 |   |                  |                 |
| 1                                    | <b>Exports of goods and services and income receipts</b>                               | <b>5,458</b>  | <b>5,601</b>     | <b>6,111</b>    | <b>53,930</b>                      | <b>58,547</b>    | <b>60,031</b>   | <b>7,416</b>  | <b>7,345</b>     | <b>7,599</b>    |
| 2                                    | Exports of goods and services  | 4,102         | 4,358            | 4,662           | 47,922                             | 51,278           | 52,549          | 1,147   | 1,153            | 1,206           |
| 3                                    | Goods, balance of payments basis <sup>2</sup>  | 2,758         | 2,951            | 3,271           | 33,973                             | 35,806           | 38,408          |   |                  |                 |
| 4                                    | Services <sup>3</sup>  | 1,344         | 1,407            | 1,391           | 13,949                             | 15,472           | 14,141          | 1,147   | 1,153            | 1,206           |
| 5                                    | Transfers under U.S. military agency sales contracts <sup>4</sup>                      | 95            | 97               | 65              | 2,556                              | 2,467            | 2,444           |   |                  |                 |
| 6                                    | Travel   | 416           | 429              | 436             | 2,816                              | 3,576            | 2,462           |   |                  |                 |
| 7                                    | Passenger fares  | 154           | 163              | 143             | 493                                | 632              | 427             |   |                  |                 |
| 8                                    | Other transportation   | 86            | 91               | 91              | 2,286                              | 2,553            | 2,553           | 147   | 135              | 144             |
| 9                                    | Royalties and license fees <sup>5</sup>  | 187           | 194              | 212             | 1,174                              | 1,170            | 1,263           | 491   | 497              | 537             |
| 10                                   | Other private services <sup>5</sup>  | 405           | 431              | 440             | 4,542                              | 5,200            | 4,865           | 509   | 521              | 525             |
| 11                                   | U.S. Government miscellaneous services   | 1             | 2                | 4               | 82                                 | 91               | 127             |   |                  |                 |
| 12                                   | Income receipts  | 1,356         | 1,243            | 1,449           | 6,008                              | 7,269            | 7,482           | 6,269   | 6,192            | 6,393           |
| 13                                   | Income receipts on U.S.-owned assets abroad  | 1,354         | 1,241            | 1,447           | 5,991                              | 7,251            | 7,463           | 5,916   | 5,838            | 6,039           |
| 14                                   | Direct investment receipts   | 585           | 566              | 772             | 3,367                              | 4,334            | 4,314           | 3,182   | 3,101            | 3,204           |
| 15                                   | Other private receipts   | 769           | 675              | 675             | 2,414                              | 2,617            | 2,896           | 2,543   | 2,546            | 2,658           |
| 16                                   | U.S. Government receipts   |               |                  |                 | 210                                | 300              | 253             | 191   | 191              | 177             |
| 17                                   | Compensation of employees  | 2             | 2                | 2               | 17                                 | 18               | 19              | 353   | 354              | 354             |
| 18                                   | <b>Imports of goods and services and income payments</b>                               | <b>-2,475</b> | <b>-2,858</b>    | <b>-2,978</b>   | <b>-87,337</b>                     | <b>-100,112</b>  | <b>-100,521</b> | <b>-2,870</b>   | <b>-2,946</b>    | <b>-3,011</b>   |
| 19                                   | Imports of goods and services  | -2,176        | -2,366           | -2,238          | -79,916                            | -92,317          | -92,192         | -564  | -569             | -573            |
| 20                                   | Goods, balance of payments basis <sup>2</sup>  | -1,372        | -1,446           | -1,371          | -70,333                            | -81,941          | -81,857         |   |                  |                 |
| 21                                   | Services <sup>3</sup>  | -804          | -920             | -867            | -9,583                             | -10,376          | -10,335         | -564  | -569             | -573            |
| 22                                   | Direct defense expenditures  | -8            | -10              | -10             | -998                               | -1,142           | -1,169          |   |                  |                 |
| 23                                   | Travel   | -310          | -417             | -316            | -2,873                             | -2,954           | -2,675          |   |                  |                 |
| 24                                   | Passenger fares  | -141          | -150             | -190            | -1,146                             | -1,215           | -1,270          |   |                  |                 |
| 25                                   | Other transportation   | -47           | -51              | -53             | -2,525                             | -2,933           | -3,031          | -298  | -298             | -280            |
| 26                                   | Royalties and license fees <sup>5</sup>  | -10           | -9               | -10             | -73                                | -100             | -99             | -180  | -176             | -193            |
| 27                                   | Other private services <sup>5</sup>  | -277          | -268             | -278            | -1,778                             | -1,826           | -1,898          | -86   | -95              | -100            |
| 28                                   | U.S. Government miscellaneous services   | -11           | -15              | -10             | -190                               | -206             | -193            |   |                  |                 |
| 29                                   | Income payments  | -299          | -492             | -740            | -7,421                             | -7,795           | -8,329          | -2,306  | -2,377           | -2,438          |
| 30                                   | Income payments on foreign-owned assets in the United States                           | -297          | -490             | -738            | -7,320                             | -7,709           | -8,178          | -2,306  | -2,377           | -2,438          |
| 31                                   | Direct investment payments   | -44           | -172             | -412            | -3                                 | -208             | -208            | -1,445  | -1,403           | -1,479          |
| 32                                   | Other private payments   | -172          | -235             | -228            | -2,438                             | -2,582           | -2,892          | -855  | -965             | -954            |
| 33                                   | U.S. Government payments   | -81           | -83              | -98             | -4,879                             | -4,919           | -5,078          | -6  | -9               | -5              |
| 34                                   | Compensation of employees  | -2            | -2               | -2              | -101                               | -86              | -151            |   |                  |                 |
| 35                                   | <b>Unilateral current transfers, net</b>   | <b>-36</b>    | <b>-40</b>       | <b>-37</b>      | <b>-3,569</b>                      | <b>-3,716</b>    | <b>-6,140</b>   | <b>-2,691</b>   | <b>-2,684</b>    | <b>-3,340</b>   |
| 36                                   | U.S. Government grants <sup>4</sup>  |               |                  |                 | -1,423                             | -1,264           | -3,875          | -374  | -332             | -268            |
| 37                                   | U.S. Government pensions and other transfers   | -10           | -10              | -9              | -121                               | -119             | -125            | -84   | -210             | -746            |
| 38                                   | Private remittances and other transfers <sup>6</sup>                                   | -26           | -30              | -28             | -2,025                             | -2,333           | -2,140          | -2,233  | -2,142           | -2,326          |
| <b>Capital and financial account</b> |  |               |                  |                 |                                    |                  |                 |   |                  |                 |
| <b>Capital account</b>               |  |               |                  |                 |                                    |                  |                 |   |                  |                 |
| 39                                   | <b>Capital account transactions, net</b>   | <b>2</b>      | <b>2</b>         | <b>2</b>        | <b>32</b>                          | <b>29</b>        | <b>33</b>       |   |                  |                 |
| <b>Financial account</b>             |  |               |                  |                 |                                    |                  |                 |   |                  |                 |
| 40                                   | <b>U.S.-owned assets abroad, net (increase/financial outflow (-))</b>                  | <b>-4,709</b> | <b>5,061</b>     | <b>-1,995</b>   | <b>-2,172</b>                      | <b>-6,324</b>    | <b>3,002</b>    | <b>-1,544</b>   | <b>64</b>        | <b>-12,849</b>  |
| 41                                   | U.S. official reserve assets, net  |               |                  |                 |                                    |                  |                 | 1,223   | 2,083            | 1,625           |
| 42                                   | Gold <sup>7</sup>  |               |                  |                 |                                    |                  |                 |   |                  |                 |
| 43                                   | Special drawing rights   |               |                  |                 |                                    |                  |                 | -190  | -185             | -176            |
| 44                                   | Reserve position in the International Monetary Fund                                    |               |                  |                 |                                    |                  |                 | 1,413   | 2,268            | 1,801           |
| 45                                   | Foreign currencies   |               |                  |                 |                                    |                  |                 |   |                  |                 |
| 46                                   | U.S. Government assets, other than official reserve assets, net                        | -6            | -2               |                 | -218                               | -528             | 34              | -289  | -248             | -248            |
| 47                                   | U.S. credits and other long-term assets  |               |                  |                 | -303                               | -778             | -379            | -289  | -248             | -248            |
| 48                                   | Repayments on U.S. credits and other long-term assets <sup>8</sup>                     |               |                  |                 | 213                                | 354              | 473             |   |                  |                 |
| 49                                   | U.S. foreign currency holdings and U.S. short-term assets, net                         | -6            | -2               |                 | -128                               | -104             | -60             |   |                  |                 |
| 50                                   | U.S. private assets, net   | -4,703        | 5,063            | -1,995          | -1,954                             | -5,796           | 2,968           | -2,478  | -1,771           | -14,226         |
| 51                                   | Direct investment  | -265          | -381             | -701            | -3,808                             | -5,352           | -1,305          | -3,008  | -2,667           | -2,874          |
| 52                                   | Foreign securities   | -974          | -114             | -420            | 1,118                              | 2,864            | 565             | -111  | 465              | 903             |
| 53                                   | U.S. claims on unaffiliated foreigners reported by U.S. nonbanking concerns            | -43           | -305             |                 | -1,034                             | -756             |                 | 22  |                  | -11,658         |
| 54                                   | U.S. claims reported by U.S. banks, not included elsewhere                             | -3,421        | 5,863            | -874            | 1,770                              | -2,552           | 3,708           | 619   | 431              | -597            |
| 55                                   | <b>Foreign-owned assets in the United States, net (increase/financial inflow (+))</b>  | <b>3,893</b>  | <b>2,643</b>     | <b>1,898</b>    | <b>3,249</b>                       | <b>4,927</b>     | <b>32,978</b>   | <b>6,259</b>  | <b>8,492</b>     | <b>4,502</b>    |
| 56                                   | Foreign official assets in the United States, net                                      |               | (18)             | (18)            | (18)                               | (18)             | (18)            |   |                  |                 |
| 57                                   | U.S. Government securities   |               | (18)             | (18)            | (18)                               | (18)             | (18)            |   |                  |                 |
| 58                                   | U.S. Treasury securities <sup>9</sup>  |               | (18)             | (18)            | (18)                               | (18)             | (18)            |   |                  |                 |
| 59                                   | Other <sup>10</sup>  |               | (18)             | (18)            | (18)                               | (18)             | (18)            |   |                  |                 |
| 60                                   | Other U.S. Government liabilities <sup>11</sup>  | -35           | -42              | 8               | -215                               | -613             | -231            |   |                  |                 |
| 61                                   | U.S. liabilities reported by U.S. banks, not included elsewhere                        | (18)          | (18)             | (18)            | (18)                               | (18)             | (18)            |   |                  |                 |
| 62                                   | Other foreign official assets <sup>12</sup>  | (18)          | (18)             | (18)            | (18)                               | (18)             | (18)            | (18)  | (18)             | (18)            |
| 63                                   | Other foreign assets in the United States, net   | (18)          | (18)             | (18)            | (18)                               | (18)             | (18)            | 6,259   | 8,492            | 4,502           |
| 64                                   | Direct investment  | 425           | 119              | -1,384          | -400                               | 610              | 309             | 1,232   | 1,267            | 1,300           |
| 65                                   | U.S. Treasury securities   | (18)          | (18)             | (18)            | (18)                               | (18)             | (18)            | (18)  | (18)             | (18)            |
| 66                                   | U.S. securities other than U.S. Treasury securities                                    | 157           | 1,153            | 592             | 3,532                              | 2,564            | 5,557           | -130  | 473              | 97              |
| 67                                   | U.S. currency  |               |                  |                 |                                    |                  |                 | 3,057   | 4,697            | 12,213          |
| 68                                   | U.S. liabilities to unaffiliated foreigners reported by U.S. nonbanking concerns       | 1,879         | 1,742            |                 | 1,892                              | -1,134           |                 | 37  | 52               | -6,023          |
| 69                                   | U.S. liabilities reported by U.S. banks, not included elsewhere                        | (18)1,467     | (18)-329         | (18)2,682       | (18)-1,560                         | (18)3,500        | (18)27,343      | (18)2,063   | (18)2,003        | (18)-3,085      |
| 70                                   | <b>Statistical discrepancy (sum of above items with sign reversed)</b>                 | <b>-2,133</b> | <b>-10,409</b>   | <b>-3,001</b>   | <b>35,867</b>                      | <b>46,649</b>    | <b>10,617</b>   | <b>-6,570</b>   | <b>-10,271</b>   | <b>7,099</b>    |
| <b>Memoranda:</b>                    |  |               |                  |                 |                                    |                  |                 |   |                  |                 |
| 71                                   | Balance on goods (lines 3 and 20)  | 1,386         | 1,505            | 1,900           | -36,360                            | -46,135          | -43,449         |   |                  |                 |
| 72                                   | Balance on services (lines 4 and 21)   | 540           | 487              | 524             | 4,366                              | 5,096            | 3,806           | 583   | 584              | 633             |
| 73                                   | Balance on goods and services (lines 2 and 19)   | 1,926         | 1,992            | 2,424           | -31,994                            | -41,039          | -39,643         | 583   | 584              | 633             |
| 74                                   | Balance on income (lines 12 and 29)  | 1,057         | 751              | 709             | -1,413                             | -526             | -847            | 3,963   | 3,815            | 3,955           |
| 75                                   | Unilateral current transfers, net (line 35)  | -36           | -40              | -37             | -3,569                             | -3,716           | -6,140          | -2,691  | -2,684           | -3,340          |
| 76                                   | Balance on current account (lines 1, 18, and 35 or lines 73, 74, and 75) <sup>13</sup> | 2,947         | 2,703            | 3,096           | -36,976                            | -45,281          | -46,630         | 1,855   | 1,715            | 1,248           |

15. The "European Union (6)" includes Belgium, France, Germany (includes the former German Democratic Republic (East Germany) beginning in the fourth quarter of 1990), Italy, Luxembourg, Netherlands, European Atomic Energy Community, European Coal and Steel Community, and European Investment Bank.

16. Includes, as part of international and unallocated, the estimated direct investment in foreign affiliates engaged in international shipping, in operating oil and gas drilling equipment internationally, and in petroleum trading. Also includes taxes withheld; current-cost adjustments associated with U.S. and foreign direct investment; small transactions in business services that are not reported by country; and net U.S. currency flows, for which geographic

source data are not available.

17. Details not shown separately; see totals in lines 56 and 63.

18. Details not shown separately are included in line 69.

NOTE.—The data in tables F.2 and F.3 are from tables 1 and 10 in "U.S. International Transactions, Fourth Quarter and Year 1999" in the April 2000 issue of the SURVEY OF CURRENT BUSINESS, which presents the most recent estimates from the U.S. international transactions accounts.

Table F.4.—Private Service Transactions

[Millions of dollars]

| Line  | 1998           | 1999 <sup>P</sup> | Not seasonally adjusted |               |               |               |               |               |                  |                 | Seasonally adjusted |               |               |               |                |                 |                  |                 |
|---|----------------|-------------------|-------------------------|---------------|---------------|---------------|---------------|---------------|------------------|-----------------|---------------------|---------------|---------------|---------------|----------------|-----------------|------------------|-----------------|
|   |                |                   | 1998                    |               |               |               | 1999          |               |                  |                 | 1998                |               |               |               | 1999           |                 |                  |                 |
|   |                |                   | I                       | II            | III           | IV            | I             | II            | III <sup>r</sup> | IV <sup>r</sup> | I                   | II            | III           | IV            | I <sup>r</sup> | II <sup>r</sup> | III <sup>r</sup> | IV <sup>r</sup> |
| <b>1 Exports of private services</b> .....                  | <b>245,688</b> | <b>259,454</b>    | <b>58,542</b>           | <b>60,204</b> | <b>64,697</b> | <b>62,245</b> | <b>61,234</b> | <b>62,376</b> | <b>69,320</b>    | <b>66,524</b>   | <b>60,341</b>       | <b>62,011</b> | <b>60,847</b> | <b>62,490</b> | <b>63,013</b>  | <b>64,251</b>   | <b>65,119</b>    | <b>67,070</b>   |
| 2 Travel (table 1, line 6) .....                            | 71,250         | 74,448            | 15,652                  | 18,119        | 20,354        | 17,125        | 15,809        | 18,271        | 21,976           | 18,392          | 17,903              | 18,260        | 17,149        | 17,938        | 18,130         | 18,429          | 18,611           | 19,279          |
| 3 Passenger fares (table 1, line 7) .....                   | 19,996         | 21,123            | 4,581                   | 5,000         | 5,733         | 4,682         | 4,651         | 5,049         | 6,060            | 5,363           | 4,916               | 5,185         | 5,052         | 4,843         | 4,996          | 5,242           | 5,344            | 5,541           |
| 4 Other transportation (table 1, line 8) .....              | 25,518         | 27,313            | 6,201                   | 6,261         | 6,367         | 6,689         | 6,362         | 6,727         | 6,852            | 7,372           | 6,338               | 6,268         | 6,339         | 6,575         | 6,504          | 6,734           | 6,824            | 7,251           |
| 5 Freight .....   | 11,178         | 11,772            | 2,824                   | 2,801         | 2,669         | 2,884         | 2,769         | 2,883         | 2,918            | 3,278           | 2,729               | 2,769         | 2,684         | 2,852         | 2,820          | 2,849           | 2,935            | 3,168           |
| 6 Port services .....                                       | 14,340         | 15,541            | 3,377                   | 3,460         | 3,698         | 3,805         | 3,592         | 3,844         | 3,934            | 4,170           | 3,465               | 3,498         | 3,654         | 3,722         | 3,684          | 3,885           | 3,889            | 4,083           |
| 7 Royalties and license fees (table 1, line 9) .....        | 36,808         | 37,213            | 8,655                   | 8,716         | 8,866         | 10,571        | 9,124         | 9,063         | 9,141            | 9,885           | 8,882               | 9,002         | 9,029         | 9,894         | 9,318          | 9,346           | 9,251            | 9,297           |
| 8 Affiliated .....  | 26,761         | 26,044            | 6,277                   | 6,256         | 6,328         | 7,900         | 6,427         | 6,301         | 6,317            | 6,999           | 6,504               | 6,542         | 6,491         | 7,223         | 6,621          | 6,584           | 6,427            | 6,411           |
| 9 U.S. parents' receipts .....                              | 24,712         | 24,120            | 5,805                   | 5,899         | 5,950         | 7,058         | 5,929         | 5,841         | 5,829            | 6,521           | 5,963               | 6,066         | 6,091         | 6,591         | 6,082          | 6,004           | 5,949            | 6,084           |
| 10 U.S. affiliates' receipts .....                          | 2,049          | 1,924             | 472                     | 357           | 378           | 842           | 498           | 488           | 488              | 478             | 541                 | 476           | 400           | 632           | 539            | 580             | 478              | 327             |
| 11 Unaffiliated .....                                       | 10,047         | 11,169            | 2,378                   | 2,460         | 2,538         | 2,671         | 2,697         | 2,762         | 2,824            | 2,886           | 2,378               | 2,460         | 2,538         | 2,671         | 2,697          | 2,762           | 2,824            | 2,886           |
| 12 Industrial processes <sup>1</sup> .....                  | 4,138          | 4,383             | 973                     | 1,018         | 1,053         | 1,094         | 1,093         | 1,097         | 1,097            | 1,095           | 973                 | 1,018         | 1,053         | 1,094         | 1,093          | 1,097           | 1,097            | 1,095           |
| 13 Other <sup>2</sup> .....                                 | 5,909          | 6,786             | 1,405                   | 1,442         | 1,485         | 1,578         | 1,604         | 1,665         | 1,727            | 1,791           | 1,405               | 1,442         | 1,485         | 1,578         | 1,604          | 1,665           | 1,727            | 1,791           |
| 14 Other private services (table 1, line 10) .....          | 92,116         | 99,357            | 23,453                  | 22,108        | 23,377        | 23,178        | 25,288        | 23,266        | 25,291           | 25,512          | 22,302              | 23,296        | 23,278        | 23,240        | 24,065         | 24,500          | 25,089           | 25,702          |
| 15 Affiliated services .....                                | 28,321         | 29,200            | 6,752                   | 7,058         | 7,111         | 7,400         | 7,190         | 7,028         | 7,259            | 7,723           | 6,987               | 7,114         | 7,184         | 7,036         | 7,449          | 7,081           | 7,334            | 7,335           |
| 16 U.S. parents' receipts .....                             | 18,212         | 18,495            | 4,503                   | 4,657         | 4,282         | 4,770         | 4,455         | 4,433         | 4,544            | 5,063           | 4,608               | 4,631         | 4,411         | 4,561         | 4,562          | 4,404           | 4,687            | 4,842           |
| 17 U.S. affiliates' receipts .....                          | 10,109         | 10,705            | 2,249                   | 2,401         | 2,829         | 2,630         | 2,735         | 2,595         | 2,715            | 2,660           | 2,379               | 2,483         | 2,773         | 2,475         | 2,887          | 2,677           | 2,647            | 2,493           |
| 18 Unaffiliated services .....                              | 63,795         | 70,157            | 16,701                  | 15,050        | 16,266        | 15,778        | 18,098        | 16,238        | 18,032           | 17,789          | 15,315              | 16,182        | 16,094        | 16,204        | 16,616         | 17,419          | 17,755           | 18,367          |
| 19 Education .....  | 8,964          | 9,271             | 3,629                   | 3,142         | 2,416         | 1,777         | 3,866         | 1,134         | 2,525            | 1,747           | 2,160               | 2,251         | 2,310         | 2,243         | 2,289          | 2,286           | 2,328            | 2,368           |
| 20 Financial services .....                                 | 13,698         | 15,773            | 3,183                   | 3,778         | 3,419         | 3,369         | 3,419         | 3,950         | 4,019            | 4,308           | 3,132               | 3,778         | 3,419         | 3,369         | 3,419          | 3,950           | 4,019            | 4,308           |
| 21 Insurance, net .....                                     | 2,842          | 3,402             | 838                     | 696           | 717           | 746           | 794           | 831           | 869              | 938             | 683                 | 696           | 717           | 746           | 794            | 831             | 869              | 908             |
| 22 Premiums received .....                                  | 6,985          | 7,592             | 1,657                   | 1,722         | 1,780         | 1,826         | 1,860         | 1,887         | 1,911            | 1,934           | 1,657               | 1,722         | 1,780         | 1,826         | 1,860          | 1,887           | 1,911            | 1,934           |
| 23 Losses paid .....  | 4,143          | 4,190             | 974                     | 1,026         | 1,063         | 1,080         | 1,066         | 1,056         | 1,042            | 1,027           | 974                 | 1,026         | 1,063         | 1,080         | 1,066          | 1,056           | 1,042            | 1,027           |
| 24 Telecommunications .....                                 | 3,689          | 3,340             | 955                     | 926           | 900           | 908           | 882           | 872           | 818              | 769             | 955                 | 926           | 900           | 882           | 872            | 818             | 769              | 769             |
| 25 Business, professional, and technical services .....     | 24,338         | 27,226            | 5,858                   | 6,017         | 6,164         | 6,299         | 6,544         | 6,746         | 6,894            | 7,043           | 5,858               | 6,017         | 6,164         | 6,299         | 6,544          | 6,746           | 6,894            | 7,043           |
| 26 Other unaffiliated services <sup>3</sup> .....           | 10,264         | 11,143            | 2,444                   | 2,490         | 2,649         | 2,680         | 2,593         | 2,705         | 2,907            | 2,939           | 2,527               | 2,513         | 2,583         | 2,640         | 2,688          | 2,735           | 2,827            | 2,895           |
| <b>27 Imports of private services</b> .....                 | <b>165,321</b> | <b>179,925</b>    | <b>36,887</b>           | <b>42,553</b> | <b>45,614</b> | <b>40,267</b> | <b>39,935</b> | <b>46,199</b> | <b>49,865</b>    | <b>43,926</b>   | <b>41,424</b>       | <b>41,739</b> | <b>42,304</b> | <b>43,170</b> | <b>44,974</b>  | <b>45,625</b>   | <b>46,158</b>    |                 |
| 28 Travel (table 1, line 23) .....                          | 56,105         | 60,092            | 11,662                  | 15,193        | 17,234        | 12,016        | 12,543        | 16,063        | 18,425           | 13,061          | 13,736              | 14,168        | 14,070        | 14,131        | 14,815         | 14,929          | 14,957           | 15,391          |
| 29 Passenger fares (table 1, line 24) .....                 | 19,797         | 21,305            | 4,232                   | 5,325         | 5,722         | 4,518         | 4,691         | 5,711         | 6,044            | 4,859           | 4,629               | 4,958         | 5,085         | 5,125         | 5,112          | 5,314           | 5,362            | 5,518           |
| 30 Other transportation (table 1, line 25) .....            | 30,457         | 34,500            | 7,147                   | 7,533         | 7,820         | 7,957         | 7,554         | 8,290         | 9,259            | 9,397           | 7,321               | 7,590         | 7,700         | 7,849         | 7,734          | 8,370           | 9,138            | 9,258           |
| 31 Freight .....  | 19,412         | 22,401            | 4,485                   | 4,829         | 5,016         | 5,082         | 4,806         | 5,370         | 6,079            | 6,145           | 4,548               | 4,959         | 5,006         | 4,768         | 5,417          | 6,069           | 6,047            | 6,047           |
| 32 Port services .....                                      | 11,048         | 12,099            | 2,663                   | 2,705         | 2,805         | 2,675         | 2,748         | 2,919         | 3,180            | 3,251           | 2,773               | 2,732         | 2,701         | 2,843         | 2,866          | 2,953           | 3,069            | 3,211           |
| 33 Royalties and license fees (table 1, line 26) .....      | 11,292         | 12,437            | 2,939                   | 2,587         | 2,685         | 3,081         | 3,162         | 3,073         | 2,946            | 3,256           | 2,955               | 2,694         | 2,721         | 2,923         | 3,174          | 3,195           | 2,985            | 3,083           |
| 34 Affiliated .....   | 8,374          | 9,655             | 2,001                   | 1,943         | 2,001         | 2,429         | 2,500         | 2,395         | 2,233            | 2,527           | 2,017               | 2,050         | 2,037         | 2,271         | 2,512          | 2,517           | 2,272            | 2,354           |
| 35 U.S. parents' payments .....                             | 1,169          | 1,218             | 290                     | 273           | 298           | 308           | 304           | 310           | 309              | 295             | 290                 | 273           | 298           | 308           | 304            | 310             | 309              | 295             |
| 36 U.S. affiliates' payments .....                          | 7,205          | 8,437             | 1,711                   | 1,670         | 1,703         | 2,121         | 2,196         | 2,085         | 1,924            | 2,232           | 1,727               | 1,777         | 1,739         | 1,963         | 2,208          | 2,207           | 1,963            | 2,059           |
| 37 Unaffiliated .....                                       | 2,918          | 2,782             | 938                     | 644           | 684           | 652           | 662           | 678           | 713              | 729             | 938                 | 644           | 684           | 652           | 662            | 678             | 713              | 729             |
| 38 Industrial processes <sup>1</sup> .....                  | 1,546          | 1,669             | 372                     | 382           | 392           | 401           | 408           | 414           | 420              | 427             | 372                 | 382           | 392           | 401           | 406            | 414             | 420              | 427             |
| 39 Other <sup>2</sup> .....                                 | 1,372          | 1,113             | 567                     | 262           | 292           | 252           | 254           | 264           | 292              | 302             | 567                 | 262           | 292           | 252           | 254            | 264             | 292              | 302             |
| 40 Other private services (table 1, line 27) .....          | 47,670         | 51,591            | 10,907                  | 11,915        | 12,153        | 12,695        | 11,985        | 13,062        | 13,191           | 13,353          | 11,217              | 12,014        | 12,163        | 12,276        | 12,335         | 13,166          | 13,183           | 12,908          |
| 41 Affiliated services .....                                | 19,095         | 21,276            | 4,014                   | 4,759         | 4,881         | 5,441         | 4,752         | 5,516         | 5,372            | 5,636           | 4,267               | 4,856         | 4,974         | 4,998         | 5,032          | 5,619           | 5,464            | 5,163           |
| 42 U.S. parents' payments .....                             | 9,730          | 10,752            | 2,047                   | 2,367         | 2,405         | 2,911         | 2,315         | 2,686         | 2,667            | 3,064           | 2,288               | 2,424         | 2,453         | 2,565         | 2,583          | 2,746           | 2,712            | 2,712           |
| 43 U.S. affiliates' payments .....                          | 9,365          | 10,524            | 1,967                   | 2,392         | 2,476         | 2,530         | 2,437         | 2,830         | 2,705            | 2,552           | 1,979               | 2,432         | 2,521         | 2,433         | 2,449          | 2,873           | 2,752            | 2,451           |
| 44 Unaffiliated services .....                              | 28,575         | 30,315            | 6,893                   | 7,156         | 7,272         | 7,254         | 7,233         | 7,546         | 7,819            | 7,717           | 6,950               | 7,158         | 7,189         | 7,278         | 7,303          | 7,547           | 7,719            | 7,745           |
| 45 Education .....  | 1,538          | 1,727             | 300                     | 378           | 484           | 377           | 335           | 423           | 542              | 428             | 356                 | 380           | 401           | 401           | 405            | 424             | 442              | 456             |
| 46 Financial services .....                                 | 3,771          | 3,923             | 927                     | 1,010         | 932           | 902           | 834           | 949           | 1,080            | 1,060           | 927                 | 1,010         | 932           | 902           | 834            | 949             | 1,080            | 1,060           |
| 47 Insurance, net .....                                     | 6,908          | 7,662             | 1,702                   | 1,717         | 1,736         | 1,753         | 1,816         | 1,878         | 1,949            | 2,020           | 1,702               | 1,717         | 1,736         | 1,753         | 1,816          | 1,878           | 1,949            | 2,020           |
| 48 Premiums paid .....                                      | 18,581         | 20,276            | 4,329                   | 4,572         | 4,770         | 4,910         | 4,998         | 5,054         | 5,095            | 5,130           | 4,329               | 4,572         | 4,770         | 4,910         | 4,998          | 5,054           | 5,095            | 5,130           |
| 49 Losses recovered .....                                   | 11,673         | 12,614            | 2,627                   | 2,855         | 3,034         | 3,157         | 3,183         | 3,175         | 3,146            | 3,110           | 2,627               | 2,855         | 3,034         | 3,157         | 3,183          | 3,175           | 3,146            | 3,110           |
| 50 Telecommunications .....                                 | 8,125          | 7,772             | 2,050                   | 2,032         | 2,014         | 2,029         | 2,024         | 2,011         | 1,915            | 1,822           | 2,050               | 2,032         | 2,014         | 2,029         | 2,024          | 2,011           | 1,915            | 1,822           |
| 51 Business, professional, and technical services .....     | 7,684          | 8,737             | 1,786                   | 1,884         | 1,968         | 2,045         | 2,103         | 2,160         | 2,211            | 2,262           | 1,786               | 1,884         | 1,968         | 2,045         | 2,103          | 2,160           | 2,211            | 2,262           |
| 52 Other unaffiliated services <sup>3</sup> .....           | 549            | 494               | 129                     | 135           | 138           | 148           | 121           | 124           | 123              | 125             | 549                 | 494           | 129           | 135           | 138            | 148             | 121              | 123             |
| <b>Memoranda:</b>   |                |                   |                         |               |               |               |               |               |                  |                 |                     |               |               |               |                |                 |                  |                 |
| 53 Balance on goods (table 1, line 71) .....                | -246,932       | -347,131          | -47,661                 | -59,612       | -75,009       | -64,650       | -67,559       | -80,883       | -101,304         | -97,385         | -54,876             | -63,500       | -64,969       | -63,587       | -74,381        | -84,591         | -91,943          | -96,216         |
| 54 Balance on private services (line 1 minus line 27) ..... | 80,367         | 79,529            | 21,655                  | 17,651        | 19,083        | 21,978        | 21,2          |               |                  |                 |                     |               |               |               |                |                 |                  |                 |

## G. Investment Tables

Table G.1.—International Investment Position of the United States at Yearend, 1997 and 1998

[Millions of dollars]

| Line | Type of investment  | Position,<br>1997 <sup>r</sup> | Changes in position in 1998 (decrease (-)) |                       |  |                               |                    | Position,<br>1998 <sup>r</sup> |
|------|---|--------------------------------|--|-----------------------|--|-------------------------------|--------------------|--------------------------------|
|      |   |                                | Attributable to:                           |                       |  |                               | Total<br>(a+b+c+d) |                                |
|      |   |                                | Financial<br>flows                         | Valuation adjustments |  |                               |                    |                                |
|      |   |                                |  | Price<br>changes      | Exchange<br>rate<br>changes <sup>1</sup> | Other<br>changes <sup>2</sup> |                    |                                |
|      |   | (a)                            | (b)  | (c)                   | (d)                                      |                               |                    |                                |
| 1    | <b>Net international investment position of the United States:</b>                        |                                |  |                       |  |                               |                    |                                |
| 2    | <b>With direct investment positions at current cost (line 3 less line 24) ...</b>         | -968,208                       | -209,819                                   | -167,585              | 45,380                                   | 61,064                        | -270,960           | -1,239,168                     |
| 2    | <b>With direct investment positions at market value (line 4 less line 25) ...</b>         | -1,066,262                     | -209,819                                   | -319,300              | 56,282                                   | 1,633                         | -471,204           | -1,537,466                     |
|      | <b>U.S.-owned assets abroad:</b>  |                                |  |                       |  |                               |                    |                                |
| 3    | <b>With direct investment positions at current cost (lines 5+10+15) .....</b>             | 4,508,626                      | 292,818                                    | 101,041               | 43,704                                   | -15,293                       | 422,270            | 4,930,896                      |
| 4    | <b>With direct investment positions at market value (lines 5+10+16) .....</b>             | 5,288,892                      | 292,818                                    | 315,522               | 54,584                                   | -3,833                        | 659,091            | 5,947,983                      |
| 5    | U.S. official reserve assets .....  | 134,836                        | 6,784                                      | -628                  | 5,024                                    | -10                           | 11,170             | 146,006                        |
| 6    | Gold .....  | 75,929                         |  | <sup>3</sup> -628     |  | <sup>4</sup> -10              | -638               | 75,291                         |
| 7    | Special drawing rights .....  | 10,027                         | 149  |                       | 427                                      |                               | 576                | 10,603                         |
| 8    | Reserve position in the International Monetary Fund .....                                 | 18,071                         | 5,118                                      |                       | 922                                      |                               | 6,040              | 24,111                         |
| 9    | Foreign currencies .....  | 30,809                         | 1,517                                      |                       | 3,675                                    |                               | 5,192              | 36,001                         |
| 10   | U.S. Government assets, other than official reserve assets .....                          | 81,960                         | 429  |                       | -5                                       | -2                            | 422                | 82,382                         |
| 11   | U.S. credits and other long-term assets <sup>5</sup> .....                                | 79,607                         | 574  |                       |  |                               | 572                | 80,179                         |
| 12   | Repayable in dollars .....  | 79,273                         | 602  |                       |  | -1                            | 601                | 79,874                         |
| 13   | Other <sup>6</sup> .....  | 334                            | -28  |                       |  | -1                            | -29                | 305                            |
| 14   | U.S. foreign currency holdings and U.S. short-term assets .....                           | 2,353                          | -145                                       |                       | -5                                       |                               | -150               | 2,203                          |
|      | <b>U.S. private assets:</b>   |                                |  |                       |  |                               |                    |                                |
| 15   | With direct investment at current cost (lines 17+19+22+23) .....                          | 4,291,830                      | 285,605                                    | 101,669               | 38,685                                   | -15,281                       | 410,678            | 4,702,508                      |
| 16   | With direct investment at market value (lines 18+19+22+23) .....                          | 5,072,096                      | 285,605                                    | 316,150               | 49,565                                   | -3,821                        | 647,499            | 5,719,595                      |
|      | <b>Direct investment abroad:</b>  |                                |  |                       |  |                               |                    |                                |
| 17   | At current cost .....   | 1,004,228                      | 132,829                                    | 2,892                 | 1,957                                    | -18,465                       | 119,213            | 1,123,441                      |
| 18   | At market value .....   | 1,784,494                      | 132,829                                    | 217,373               | 12,837                                   | -7,005                        | 356,034            | 2,140,528                      |
| 19   | Foreign securities .....  | 1,739,400                      | 102,817                                    | 98,777                | 27,962                                   |                               | 229,556            | 1,968,956                      |
| 20   | Bonds .....   | 538,400                        | 25,064                                     | 18,441                | -20,079                                  |                               | 23,426             | 561,826                        |
| 21   | Corporate stocks .....  | 1,201,000                      | 77,753                                     | 80,336                | 48,041                                   |                               | 206,130            | 1,407,130                      |
| 22   | U.S. claims on unaffiliated foreigners reported by U.S. nonbanking<br>concerns .....      | 562,396                        | 25,041                                     |                       | 5,610                                    | 3,175                         | 33,826             | 596,222                        |
| 23   | U.S. claims reported by U.S. banks, not included elsewhere .....                          | 985,806                        | 24,918                                     |                       | 3,156                                    | 9                             | 28,083             | 1,013,889                      |
|      | <b>Foreign-owned assets in the United States:</b>   |                                |  |                       |  |                               |                    |                                |
| 24   | <b>With direct investment at current cost (lines 26+33) .....</b>                         | 5,476,834                      | 502,637                                    | 268,626               | -1,676                                   | -76,357                       | 693,230            | 6,170,064                      |
| 25   | <b>With direct investment at market value (lines 26+34) .....</b>                         | 6,355,154                      | 502,637                                    | 634,822               | -1,698                                   | -5,466                        | 1,130,295          | 7,485,449                      |
| 26   | Foreign official assets in the United States .....  | 835,709                        | -21,684                                    | 22,437                |  | -409                          | 344                | 836,053                        |
| 27   | U.S. Government securities .....  | 614,530                        | -3,625                                     | 9,344                 |  |                               | 5,719              | 620,249                        |
| 28   | U.S. Treasury securities .....  | 589,792                        | -9,957                                     | 9,152                 |  |                               | -805               | 588,987                        |
| 29   | Other .....   | 24,738                         | 6,332                                      | 192                   |  |                               | 6,524              | 31,262                         |
| 30   | Other U.S. Government liabilities <sup>7</sup> .....                                      | 21,459                         | -3,113                                     |                       |  |                               | -3,113             | 18,346                         |
| 31   | U.S. liabilities reported by U.S. banks, not included elsewhere .....                     | 135,384                        | -11,469                                    |                       |  |                               | -11,469            | 123,915                        |
| 32   | Other foreign official assets .....   | 64,336                         | -3,477                                     | 13,093                |  | -409                          | 9,207              | 73,543                         |
|      | <b>Other foreign assets:</b>  |                                |  |                       |  |                               |                    |                                |
| 33   | With direct investment at current cost (lines 35+37+38+39+42+43) .....                    | 4,641,125                      | 524,321                                    | 246,189               | -1,676                                   | -75,948                       | 692,886            | 5,334,011                      |
| 34   | With direct investment at market value (lines 36+37+38+39+42+43) .....                    | 5,519,445                      | 524,321                                    | 612,385               | -1,698                                   | -5,057                        | 1,129,951          | 6,649,396                      |
|      | <b>Direct investment in the United States:</b>  |                                |  |                       |  |                               |                    |                                |
| 35   | At current cost .....   | 764,045                        | 193,375                                    | -3,877                | 22                                       | -74,848                       | 114,672            | 878,717                        |
| 36   | At market value .....   | 1,642,365                      | 193,375                                    | 362,319               |  | -3,957                        | 551,737            | 2,194,102                      |
| 37   | U.S. Treasury securities .....  | 662,228                        | 46,155                                     | 18,961                |  |                               | 65,116             | 727,344                        |
| 38   | U.S. currency .....   | 211,628                        | 16,622                                     |                       |  |                               | 16,622             | 228,250                        |
| 39   | U.S. securities other than U.S. Treasury securities .....                                 | 1,578,694                      | 218,026                                    | 231,105               | -6,005                                   |                               | 443,126            | 2,021,820                      |
| 40   | Corporate and other bonds .....   | 715,196                        | 170,539                                    | 21,419                | -6,005                                   |                               | 185,553            | 900,749                        |
| 41   | Corporate stocks .....  | 863,498                        | 47,487                                     | 210,086               |  |                               | 257,573            | 1,121,071                      |
| 42   | U.S. liabilities to unaffiliated foreigners reported by U.S. nonbanking<br>concerns ..... | 453,555                        | 9,412                                      |                       | -1,080                                   | -1,100                        | 7,232              | 460,787                        |
| 43   | U.S. liabilities reported by U.S. banks, not included elsewhere .....                     | 970,975                        | 40,731                                     |                       | 5,387                                    |                               | 46,118             | 1,017,093                      |

<sup>r</sup> Preliminary.<sup>r</sup> Revised.

1. Represents gains or losses on foreign-currency-denominated assets due to their revaluation at current exchange rates.

2. Includes changes in coverage, statistical discrepancies, and other adjustments to the value of assets.

3. Reflects changes in the value of the official gold stock due to fluctuations in the market price of gold.

4. Reflects changes in gold stock from U.S. Treasury sales of gold medallions and commemorative and bullion coins; also reflects replenishment through open market purchases. These demonetizations/monetizations are not included in international transactions capital flows.

5. Also includes paid-in capital subscriptions to international financial institutions and outstanding amounts of miscellaneous claims that have been settled through international agreements to be payable to the U.S. Government over periods in excess of 1 year. Excludes World War I debts that are not being serviced.

6. Includes indebtedness that the borrower may contractually, or at its option, repay with its currency, with a third country's currency, or by delivery of materials or transfer of services.

7. Primarily U.S. Government liabilities associated with military sales contracts and other transactions arranged with or through foreign official agencies.

NOTE.—The data in this table are from table 1 in "International Investment Position of the United States at Yearend 1998" in the July 1999 issue of the SURVEY OF CURRENT BUSINESS.

Table G.2.—U.S. Direct Investment Abroad: Selected Items, by Country and by Industry of Foreign Affiliate, 1996–98

[Millions of dollars]

|   | Direct investment position on a historical-cost basis |                |                | Capital outflows (inflows (-)) |               |                | Income        |                |               |
|---|---|----------------|----------------|--------------------------------|---------------|----------------|---------------|----------------|---------------|
|   | 1996  | 1997           | 1998           | 1996                           | 1997          | 1998           | 1996          | 1997           | 1998          |
| <b>All countries, all industries</b> .....                                  | <b>795,195</b>  | <b>865,531</b> | <b>980,565</b> | <b>84,426</b>                  | <b>99,517</b> | <b>121,644</b> | <b>93,594</b> | <b>103,892</b> | <b>90,242</b> |
| <b>By country</b>   |   |                |                |                                |               |                |               |                |               |
| Canada .....  | 89,592  | 96,031         | 103,908        | 7,181                          | 7,493         | 10,259         | 9,258         | 10,548         | 8,104         |
| Europe .....  | 389,378   | 420,108        | 489,539        | 40,148                         | 51,698        | 74,538         | 44,286        | 48,757         | 49,308        |
| <i>Of which:</i>  |   |                |                |                                |               |                |               |                |               |
| France .....  | 35,200  | 35,800         | 39,188         | 4,463                          | 2,543         | 2,895          | 3,224         | 2,575          | 2,450         |
| Germany .....   | 41,281  | 38,490         | 42,853         | 1,956                          | 1,627         | 2,025          | 3,797         | 3,339          | 4,787         |
| Netherlands .....   | 54,118  | 64,361         | 79,386         | 6,308                          | 14,327        | 14,996         | 9,632         | 12,370         | 12,594        |
| United Kingdom .....  | 134,559   | 153,108        | 178,648        | 16,421                         | 22,411        | 34,428         | 12,220        | 13,126         | 11,582        |
| Latin America and Other Western Hemisphere .....                            | 155,925   | 178,505        | 196,655        | 18,138                         | 21,966        | 18,020         | 17,762        | 21,408         | 16,908        |
| <i>Of which:</i>  |   |                |                |                                |               |                |               |                |               |
| Brazil .....  | 29,105  | 35,091         | 37,802         | 4,159                          | 6,514         | 3,790          | 4,172         | 4,675          | 3,037         |
| Mexico .....  | 19,351  | 24,181         | 25,877         | 2,405                          | 5,646         | 2,533          | 2,721         | 3,905          | 3,177         |
| Africa .....  | 8,162   | 11,157         | 13,491         | 1,678                          | 3,371         | 2,712          | 1,801         | 1,954          | 1,719         |
| Middle East .....   | 8,294   | 8,803          | 10,599         | 467                            | 601           | 2,062          | 1,412         | 1,328          | 757           |
| Asia and Pacific .....  | 139,548   | 146,610        | 161,797        | 15,363                         | 13,693        | 13,471         | 18,795        | 19,513         | 12,623        |
| <i>Of which:</i>  |   |                |                |                                |               |                |               |                |               |
| Australia .....   | 30,006  | 29,910         | 33,676         | 3,787                          | 2,393         | 3,659          | 2,851         | 3,598          | 1,898         |
| Japan .....   | 34,578  | 33,725         | 38,153         | -280                           | -371          | 3,844          | 3,475         | 3,516          | 2,179         |
| International .....   | 4,295   | 4,317          | 4,578          | 1,451                          | 694           | 582            | 278           | 383            | 823           |
| <b>By industry</b>  |   |                |                |                                |               |                |               |                |               |
| Petroleum .....   | 75,232  | 82,212         | 91,113         | 6,239                          | 9,603         | 9,780          | 12,082        | 11,823         | 8,059         |
| Manufacturing .....   | 270,288   | 280,332        | 304,690        | 24,325                         | 28,097        | 26,680         | 34,342        | 38,283         | 31,416        |
| Food and kindred products .....   | 31,024  | 32,465         | 33,871         | 2,095                          | 3,806         | 1,670          | 4,452         | 4,910          | 4,262         |
| Chemicals and allied products .....   | 74,858  | 77,112         | 83,589         | 5,796                          | 7,210         | 7,072          | 9,529         | 10,050         | 9,930         |
| Primary and fabricated metals .....   | 16,309  | 15,924         | 17,098         | 6,064                          | 444           | 1,109          | 1,358         | 1,406          | 1,278         |
| Industrial machinery and equipment .....                                    | 30,336  | 32,293         | 34,755         | 2,752                          | 4,381         | 2,810          | 4,637         | 5,669          | 4,213         |
| Electronic and other electric equipment .....                               | 31,832  | 31,624         | 34,531         | 3,440                          | 2,992         | 2,670          | 4,280         | 4,700          | 2,763         |
| Transportation equipment .....  | 32,092  | 34,907         | 35,615         | 708                            | 4,419         | 1,692          | 3,409         | 5,048          | 2,385         |
| Other manufacturing .....   | 53,837  | 56,006         | 65,231         | 3,470                          | 4,845         | 9,658          | 6,677         | 6,500          | 6,586         |
| Wholesale trade .....   | 67,125  | 64,432         | 75,188         | 6,498                          | 846           | 9,130          | 9,068         | 9,538          | 10,794        |
| Depository institutions .....   | 36,807  | 40,169         | 42,029         | 2,448                          | 3,036         | 1,253          | 3,329         | 3,374          | 577           |
| Finance, (except depository institutions), insurance, and real estate ..... | 254,739   | 293,116        | 337,600        | 31,601                         | 41,388        | 44,445         | 28,938        | 31,912         | 30,702        |
| Services .....  | 37,850  | 42,342         | 52,514         | 3,511                          | 4,557         | 10,867         | 3,627         | 5,533          | 4,722         |
| Other industries .....  | 53,155  | 62,925         | 77,432         | 9,804                          | 11,990        | 19,490         | 2,209         | 3,429          | 3,972         |

NOTES.—In this table, unlike in the international transactions accounts, income and capital outflows are shown without a current-cost adjustment, and income is shown net of withholding taxes. In addition, unlike in the international investment position, the direct investment position is valued at historical cost.

The data in this table are from tables 16 and 17 in "U.S. Direct Investment Abroad: Detail for Historical-Cost Position and Related Capital and Income Flows, 1998" in the September 1999 issue of the SURVEY.

**Table G.3.—Selected Financial and Operating Data for Nonbank Foreign Affiliates of U.S. Companies, by Country and by Industry of Foreign Affiliate, 1997**

|   | Number of affiliates | Millions of dollars |                  |                | Thousands of employees |
|---|----------------------|---------------------|------------------|----------------|------------------------|
|   |                      | Total assets        | Sales            | Net income     |                        |
| <b>All countries, all industries</b> .....                                  | <b>22,871</b>        | <b>3,397,262</b>    | <b>2,356,416</b> | <b>155,267</b> | <b>8,018.0</b>         |
| <b>By country</b>   |                      |                     |                  |                |                        |
| Canada .....  | 2,073                | 294,943             | 274,205          | 13,654         | 941.9                  |
| Europe .....  | 11,209               | 1,914,373           | 1,214,194        | 77,854         | 3,333.9                |
| <i>Of which:</i>  |                      |                     |                  |                |                        |
| France .....  | 1,297                | 144,057             | 130,883          | 3,424          | 483.7                  |
| Germany .....   | 1,424                | 213,029             | 234,508          | 7,531          | 627.4                  |
| Italy .....   | 783                  | 66,091              | 74,035           | 2,311          | 205.5                  |
| Netherlands .....   | 1,104                | 179,751             | 130,053          | 17,014         | 169.4                  |
| Switzerland .....   | 545                  | 93,348              | 67,620           | 9,155          | L                      |
| United Kingdom .....  | 2,532                | 923,207             | 337,907          | 18,020         | 977.2                  |
| Latin America and Other Western Hemisphere .....                            | 3,583                | 458,889             | 268,912          | 30,849         | 1,629.2                |
| <i>Of which:</i>  |                      |                     |                  |                |                        |
| Brazil .....  | 461                  | 79,240              | 67,380           | 4,934          | 340.8                  |
| Mexico .....  | 874                  | 83,500              | 88,063           | 8,488          | 793.0                  |
| Africa .....  | 559                  | 40,602              | 29,150           | 2,653          | 186.6                  |
| Middle East .....   | 355                  | 39,411              | 24,950           | 2,603          | 77.4                   |
| Asia and Pacific .....  | 4,977                | 628,118             | 536,462          | 26,231         | 1,835.8                |
| <i>Of which:</i>  |                      |                     |                  |                |                        |
| Australia .....   | 904                  | 96,250              | 68,519           | 3,899          | 304.2                  |
| Japan .....   | 990                  | 266,028             | 205,072          | 5,925          | 396.7                  |
| International .....   | 115                  | 20,926              | 8,545            | 1,422          | 13.2                   |
| <b>By industry</b>  |                      |                     |                  |                |                        |
| Petroleum .....   | 1,622                | 295,313             | 360,452          | 19,778         | 226.1                  |
| Manufacturing .....   | 8,528                | 884,113             | 1,086,129        | 61,660         | 4,592.9                |
| Food and kindred products .....   | 789                  | 112,875             | 127,710          | 8,810          | 598.0                  |
| Chemicals and allied products .....   | 2,065                | 220,923             | 207,988          | 17,900         | 622.4                  |
| Primary and fabricated metals .....   | 760                  | 47,209              | 44,679           | 2,043          | 244.7                  |
| Industrial machinery and equipment .....                                    | 1,090                | 123,273             | 178,257          | 9,033          | 634.1                  |
| Electronic and other electric equipment .....                               | 908                  | 84,525              | 110,625          | 6,905          | 774.5                  |
| Transportation equipment .....  | 530                  | 131,550             | 244,199          | 6,198          | 724.2                  |
| Other manufacturing .....   | 2,386                | 163,757             | 172,671          | 10,772         | 995.0                  |
| Wholesale trade .....   | 5,045                | 223,451             | 422,285          | 15,218         | 588.0                  |
| Finance, (except depository institutions), insurance, and real estate ..... | 3,115                | 1,498,127           | 135,331          | 42,922         | 218.8                  |
| Services .....  | 2,873                | 154,234             | 128,639          | 6,843          | 988.9                  |
| Other industries .....  | 1,688                | 342,025             | 223,580          | 8,846          | 1,403.3                |

NOTES.—Size ranges are given in employment cells that are suppressed. The size range is L—50,000–99,999.

The data in this table are from "U.S. Multinational Companies: Operations in 1997" in the July 1999 issue of the SURVEY.

**Table G.4.—Foreign Direct Investment in the United States: Selected Items, by Country of Foreign Parent and by Industry of Affiliate, 1996–98**

[Millions of dollars]

|  | Direct investment position on a historical-cost basis |                |                | Capital inflows (outflows (-)) |                |                | Income        |               |               |
|--|---|----------------|----------------|--------------------------------|----------------|----------------|---------------|---------------|---------------|
|  | 1996  | 1997           | 1998           | 1996                           | 1997           | 1998           | 1996          | 1997          | 1998          |
| <b>All countries, all industries</b> .....       | <b>598,021</b>  | <b>693,207</b> | <b>811,756</b> | <b>84,455</b>                  | <b>105,488</b> | <b>188,960</b> | <b>30,407</b> | <b>42,115</b> | <b>38,015</b> |
| <b>By country</b>                                |   |                |                |                                |                |                |               |               |               |
| Canada .....                                     | 54,836  | 69,866         | 74,840         | 8,590                          | 15,399         | 11,859         | 3,190         | 3,361         | 3,010         |
| Europe .....                                     | 370,843   | 432,622        | 539,906        | 55,989                         | 70,508         | 167,655        | 23,724        | 31,380        | 27,635        |
| <i>Of which:</i>                                 |   |                |                |                                |                |                |               |               |               |
| France .....                                     | 43,253  | 49,503         | 62,167         | 7,244                          | 10,993         | 12,308         | 2,405         | 3,183         | 3,137         |
| Germany .....                                    | 61,096  | 71,289         | 95,045         | 19,616                         | 12,919         | 42,145         | 2,509         | 3,294         | 4,392         |
| Netherlands .....                                | 75,349  | 89,570         | 96,904         | 12,262                         | 13,658         | 7,018          | 5,271         | 7,103         | 5,920         |
| United Kingdom .....                             | 121,582   | 131,315        | 151,335        | 14,404                         | 11,234         | 69,968         | 10,374        | 11,440        | 7,815         |
| Latin America and Other Western Hemisphere ..... | 28,002  | 33,546         | 32,210         | 1,990                          | 3,993          | 278            | 1,383         | 1,752         | 1,494         |
| <i>Of which:</i>                                 |   |                |                |                                |                |                |               |               |               |
| Brazil .....                                     | 697   | 742            | 609            | -64                            | 64             | -132           | 45            | 44            | 82            |
| Mexico .....                                     | 1,641   | 3,315          | 4,029          | -47                            | 330            | 864            | 1             | 171           | 270           |
| Africa .....                                     | 994   | 1,465          | 884            | -101                           | 435            | -572           | -136          | -352          | -89           |
| Middle East .....                                | 5,812   | 6,593          | 7,831          | 496                            | 791            | 967            | 118           | 617           | 475           |
| Asia and Pacific .....                           | 137,533   | 149,115        | 156,085        | 17,493                         | 14,361         | 8,773          | 2,129         | 5,356         | 5,489         |
| <i>Of which:</i>                                 |   |                |                |                                |                |                |               |               |               |
| Australia .....                                  | 14,968  | 14,703         | 14,755         | 5,321                          | 2,254          | 2,034          | 492           | 214           | 672           |
| Japan .....                                      | 116,144   | 125,131        | 132,569        | 13,337                         | 9,275          | 7,101          | 2,939         | 5,780         | 5,187         |
| <b>By industry</b>                               |   |                |                |                                |                |                |               |               |               |
| Petroleum .....                                  | 43,483  | 42,085         | 53,254         | 8,852                          | 2,805          | 57,355         | 4,160         | 4,555         | 1,443         |
| Manufacturing .....                              | 245,662   | 273,122        | 329,346        | 37,538                         | 36,086         | 87,454         | 15,694        | 18,628        | 20,696        |
| Food and kindred products .....                  | 28,088  | 26,710         | 18,112         | 1,981                          | -903           | -5,020         | 1,819         | 1,532         | 1,056         |
| Chemicals and allied products .....              | 79,515  | 88,831         | 101,351        | 8,081                          | 13,746         | 10,325         | 5,014         | 5,556         | 6,190         |
| Primary and fabricated metals .....              | 18,576  | 23,366         | 22,512         | 5,397                          | 4,258          | 1,041          | 1,024         | 1,572         | 1,744         |
| Machinery .....                                  | 39,093  | 46,636         | 59,260         | 2,868                          | 7,573          | 18,475         | 1,166         | 2,805         | 2,718         |
| Other manufacturing .....                        | 80,390  | 87,580         | 128,112        | 19,211                         | 11,411         | 62,632         | 6,671         | 7,162         | 8,988         |
| Wholesale trade .....                            | 73,506  | 87,630         | 96,261         | 7,974                          | 14,729         | 11,004         | 2,256         | 3,972         | 5,247         |
| Retail trade .....                               | 13,765  | 16,718         | 18,778         | 2,708                          | 2,622          | 1,946          | 509           | 487           | 579           |
| Depository institutions .....                    | 31,264  | 38,118         | 44,785         | 138                            | 6,800          | 5,684          | 2,867         | 3,930         | 3,067         |
| Finance, except depository institutions .....    | 37,531  | 43,413         | 50,858         | 6,186                          | 7,140          | 5,812          | 855           | 1,979         | -718          |
| Insurance .....                                  | 56,124  | 70,492         | 80,378         | 6,747                          | 12,097         | 6,817          | 2,382         | 4,681         | 4,019         |
| Real estate .....                                | 35,169  | 40,060         | 44,436         | 2,535                          | 4,675          | 3,284          | -59           | 789           | 948           |
| Services .....                                   | 29,391  | 38,521         | 50,252         | 4,214                          | 7,862          | 10,744         | -14           | 916           | 1,358         |
| Other industries .....                           | 32,126  | 43,049         | 43,409         | 7,562                          | 10,673         | -1,139         | 1,757         | 2,178         | 1,376         |

NOTES.—In this table, unlike in the international transactions accounts, income and capital inflows are shown without a current-cost adjustment, and income is shown net of withholding taxes. In addition, unlike in the international investment position, the direct investment position is valued at historical cost.

The data in this table are from tables 16 and 17 in "Foreign Direct Investment in the United States: Detail for Historical-Cost Position and Related Capital and Income Flows, 1998" in the September 1999 issue of the Survey.



**Table G.5.—Selected Financial and Operating Data of Nonbank U.S. Affiliates of Foreign Companies by Country of Ultimate Beneficial Owner and by Industry of Affiliate, 1997**

|  | Number of affiliates | Millions of dollars |                  |               |                | Thousands of employees | Millions of dollars                         |   |
|--|----------------------|---------------------|------------------|---------------|----------------|------------------------|---|---|
|  |                      | Total assets        | Sales            | Net income    | Gross product  |                        | U.S. exports of goods shipped by affiliates | U.S. imports of goods shipped to affiliates |
| <b>All countries, all industries</b> .....                   | <b>9,474</b>         | <b>3,034,404</b>    | <b>1,717,240</b> | <b>42,547</b> | <b>384,883</b> | <b>5,164.3</b>         | <b>140,924</b>                              | <b>261,482</b>                              |
| <b>By country</b>  |                      |                     |                  |               |                |                        |   |   |
| Canada .....   | 945                  | 309,080             | 139,409          | 3,693         | 34,464         | 601.6                  | 7,787                                       | 14,356                                      |
| Europe .....   | 4,071                | 1,809,319           | 940,672          | 31,107        | 245,919        | 3,213.9                | 62,392                                      | 94,512                                      |
| <i>Of which:</i>   |                      |                     |                  |               |                |                        |   |   |
| France .....   | 513                  | 322,270             | 135,414          | 2,959         | 35,863         | 411.2                  | 14,032                                      | 12,936                                      |
| Germany .....  | 1,011                | 302,740             | 194,492          | 5,071         | 46,171         | 657.6                  | 13,973                                      | 32,032                                      |
| Netherlands .....  | 302                  | 260,034             | 124,109          | 5,508         | 33,750         | 391.4                  | 4,592                                       | 10,191                                      |
| Switzerland .....  | 404                  | 339,896             | 110,077          | 2,986         | 25,637         | 352.1                  | 6,233                                       | 7,127                                       |
| United Kingdom .....   | 929                  | 454,081             | 258,845          | 12,119        | 78,550         | 983.2                  | 14,543                                      | 15,363                                      |
| Latin America and Other Western Hemisphere .....             | 632                  | 59,833              | 53,469           | 2,522         | 13,545         | 168.1                  | 5,308                                       | 9,622                                       |
| Africa .....   | 41                   | 11,969              | 11,222           | 326           | 2,843          | 22.4                   | 855   | 634   |
| Middle East .....  | 307                  | 28,841              | 25,246           | 1,151         | 7,295          | 92.7                   | 814   | 5,534                                       |
| Asia and Pacific .....                                       | 3,373                | 687,245             | 523,479          | 918           | 73,667         | 1,012.6                | 62,709                                      | 135,739                                     |
| <i>Of which:</i>   |                      |                     |                  |               |                |                        |   |   |
| Australia .....  | 135                  | 55,514              | 26,132           | -101          | 5,207          | 80.1                   | 1,410                                       | 1,501                                       |
| Japan .....  | 2,587                | 582,570             | 446,422          | 2,701         | 62,345         | 812.4                  | 52,883                                      | 120,357                                     |
| United States .....  | 105                  | 128,117             | 23,742           | 2,829         | 7,151          | 52.9                   | 1,058                                       | 1,084                                       |
| <b>By industry <sup>1</sup></b>                              |                      |                     |                  |               |                |                        |   |   |
| Manufacturing .....  | 2,846                | 680,260             | 667,576          | 18,826        | 188,477        | 2,227.0                | 70,053                                      | 99,304                                      |
| <i>Of which:</i>   |                      |                     |                  |               |                |                        |   |   |
| Food .....   | 214                  | 43,894              | 47,082           | 183           | 10,953         | 152.7                  | 2,620                                       | 2,675                                       |
| Chemicals .....  | 339                  | 190,326             | 141,744          | 4,280         | 40,906         | 389.4                  | 15,259                                      | 16,019                                      |
| Primary and fabricated metals .....                          | 373                  | 67,516              | 65,075           | 1,744         | 16,510         | 219.4                  | 5,133                                       | 8,329                                       |
| Machinery .....  | 359                  | 47,246              | 56,680           | 1,390         | 16,607         | 260.8                  | 10,357                                      | 8,267                                       |
| Computers and electronic products .....                      | 333                  | 53,182              | 73,413           | -257          | 15,658         | 239.6                  | 13,092                                      | 20,612                                      |
| Electrical equipment, appliances, and components .....       | 104                  | 22,574              | 26,203           | 631           | 7,537          | 129.5                  | 3,430                                       | 3,421                                       |
| Transportation equipment .....                               | 260                  | 49,211              | 72,607           | 2,060         | 13,554         | 207.9                  | 7,631                                       | 18,203                                      |
| Wholesale trade .....  | 1,708                | 293,144             | 530,141          | 3,889         | 51,856         | 538.5                  | 63,231                                      | 155,716                                     |
| Retail trade .....   | 210                  | 49,802              | 96,624           | 1,197         | 25,009         | 688.7                  | 1,951                                       | 3,973                                       |
| Information .....  | 236                  | 144,497             | 80,845           | 2,445         | 27,120         | 293.4                  | 888   | 374   |
| Finance (except depository institutions) and insurance ..... | 570                  | 1,534,492           | 175,822          | 11,220        | 26,331         | 219.8                  | ( <sup>D</sup> )                            | ( <sup>D</sup> )                            |
| Real estate and rental and leasing .....                     | 1,935                | 116,679             | 20,813           | 204           | 9,084          | 47.0                   | ( <sup>D</sup> )                            | ( <sup>D</sup> )                            |
| Professional, scientific, and technical services .....       | 301                  | 17,299              | 15,972           | -570          | 5,981          | 82.6                   | 361   | 567   |
| Other industries .....                                       | 1,668                | 198,229             | 129,448          | 5,337         | 51,025         | 1,067.3                | 4,332                                       | 1,255                                       |

<sup>D</sup> Suppressed to avoid disclosure of data of individual companies.

1. The industry classification system used to classify the data for U.S. affiliates is based on the North American Industry Classification System. Prior to 1997, the affiliate data were classified

using an industry classification system based on the Standard Industrial Classification system.

NOTE.—The data in this table are from "Foreign Direct Investment in the United States: Preliminary Results from the 1997 Benchmark Survey" in the August 1999 issue of the SURVEY.

## H. International Perspectives

Quarterly data in this table are shown in the middle month of the quarter.

Table H.1.—International Perspectives

|   | 1998    | 1999   | 1999    |         |        |        |        |        |        |        |        |        |        |        | 2000   |        |
|---|---------|--------|---------|---------|--------|--------|--------|--------|--------|--------|--------|--------|--------|--------|--------|--------|
|   |         |        | Jan.    | Feb.    | Mar.   | Apr.   | May    | June   | July   | Aug.   | Sept.  | Oct.   | Nov.   | Dec.   | Jan.   | Feb.   |
| Exchange rates per U.S. dollar (not seasonally adjusted) <sup>1</sup>   |         |        |         |         |        |        |        |        |        |        |        |        |        |        |        |        |
| Canada (Can./US\$) .....  | 1.4836  | 1.4858 | 1.5194  | 1.4977  | 1.5176 | 1.4881 | 1.4611 | 1.4695 | 1.4890 | 1.4932 | 1.4771 | 1.4776 | 1.4674 | 1.4722 | 1.4486 | 1.4512 |
| European Monetary Union (US\$/Euro) <sup>2</sup> .....  | .....   | 1.0653 | 1.1591  | 1.1203  | 1.0886 | 1.0701 | 1.0630 | 1.0377 | 1.0370 | 1.0605 | 1.0497 | 1.0706 | 1.0328 | 1.0110 | 1.0131 | .9834  |
| France (FFr/US\$) <sup>2</sup> .....  | 5.8995  | .....  | .....   | .....   | .....  | .....  | .....  | .....  | .....  | .....  | .....  | .....  | .....  | .....  | .....  | .....  |
| Germany (DM/US\$) <sup>2</sup> .....  | 1.7597  | .....  | .....   | .....   | .....  | .....  | .....  | .....  | .....  | .....  | .....  | .....  | .....  | .....  | .....  | .....  |
| Italy (L/US\$) <sup>2</sup> .....   | 17.3685 | .....  | .....   | .....   | .....  | .....  | .....  | .....  | .....  | .....  | .....  | .....  | .....  | .....  | .....  | .....  |
| Japan (¥/US\$) .....  | 1.3099  | 1.1373 | 1.1329  | 1.1667  | 1.1947 | 1.1977 | 1.2200 | 1.2072 | 1.1933 | 1.1323 | 1.0688 | 1.0597 | 1.0465 | 1.0258 | 1.0530 | 1.0939 |
| Mexico (Peso/US\$) .....  | 9.1520  | 9.5530 | 10.1280 | 10.0060 | 9.7320 | 9.4300 | 9.3950 | 9.5150 | 9.3700 | 9.3980 | 9.3410 | 9.5750 | 9.4160 | 9.4270 | 9.4940 | 9.4270 |
| United Kingdom (US\$/£) .....   | 1.6573  | 1.6172 | 1.6498  | 1.6276  | 1.6213 | 1.6089 | 1.6154 | 1.5950 | 1.5751 | 1.6058 | 1.6247 | 1.6572 | 1.6205 | 1.6132 | 1.6404 | 1.6000 |
| Addendum:<br>Exchange value of the U.S. dollar <sup>3</sup> ..  | 116.48  | 116.87 | 115.16  | 116.84  | 118.22 | 117.57 | 117.34 | 117.93 | 117.97 | 117.00 | 116.38 | 115.88 | 116.08 | 116.09 | 115.95 | 117.44 |
| Unemployment rates (percent, monthly data seasonally adjusted)  |         |        |         |         |        |        |        |        |        |        |        |        |        |        |        |        |
| Canada .....  | 8.3     | 7.6    | 7.9     | 7.9     | 7.9    | 8.2    | 7.9    | 7.5    | 7.6    | 7.7    | 7.4    | 7.1    | 6.9    | 6.8    | 6.8    | 6.8    |
| France .....  | 11.8    | 11.2   | 11.5    | 11.4    | 11.4   | 11.3   | 11.4   | 11.3   | 11.2   | 11.3   | 11.1   | 11.0   | 10.8   | 10.6   | 10.5   | 10.2   |
| Germany .....   | 11.1    | 10.5   | 10.6    | 10.6    | 10.6   | 10.6   | 10.5   | 10.5   | 10.5   | 10.5   | 10.5   | 10.5   | 10.4   | 10.2   | 10.1   | 10.0   |
| Italy .....   | 11.8    | 11.4   | .....   | 11.7    | .....  | .....  | 11.5   | .....  | .....  | 11.5   | .....  | .....  | 11.0   | .....  | .....  | 11.2   |
| Japan .....   | 4.1     | 4.7    | 4.5     | 4.6     | 4.8    | 4.8    | 4.6    | 4.8    | 4.8    | 4.7    | 4.7    | 4.6    | 4.6    | 4.7    | 4.7    | 4.9    |
| Mexico .....  | .....   | .....  | 2.8     | 3.2     | 2.7    | 2.7    | 2.4    | 2.6    | 2.3    | 2.5    | 2.2    | 2.5    | 2.1    | 2.0    | 2.3    | .....  |
| United Kingdom .....  | 4.7     | 4.3    | 4.5     | 4.6     | 4.5    | 4.5    | 4.5    | 4.4    | 4.3    | 4.2    | 4.2    | 4.2    | 4.1    | 4.1    | 4.0    | 4.0    |
| Addendum:<br>United States .....  | 4.5     | 4.2    | 4.3     | 4.4     | 4.2    | 4.3    | 4.2    | 4.3    | 4.3    | 4.2    | 4.2    | 4.1    | 4.1    | 4.1    | 4.0    | 4.1    |
| Consumer prices (monthly data seasonally adjusted, 1995=100)  |         |        |         |         |        |        |        |        |        |        |        |        |        |        |        |        |
| Canada .....  | 104.2   | 106.1  | 104.5   | 104.7   | 105.1  | 105.7  | 105.9  | 106.0  | 106.3  | 106.6  | 106.9  | 107.0  | 106.9  | 107.0  | 106.9  | 107.5  |
| France .....  | 104.0   | 104.6  | 103.7   | 104.0   | 104.4  | 104.6  | 104.6  | 104.6  | 104.4  | 104.5  | 104.7  | 104.8  | 104.8  | 105.4  | 105.4  | 105.5  |
| Germany .....   | 104.3   | 104.9  | 104.1   | 104.3   | 104.4  | 104.8  | 104.8  | 104.9  | 105.4  | 105.3  | 105.1  | 105.0  | 105.2  | 105.5  | 105.8  | 106.2  |
| Italy .....   | 108.2   | 110.0  | 108.9   | 109.1   | 109.3  | 109.6  | 109.8  | 109.8  | 110.1  | 110.2  | 110.4  | 110.8  | 111.0  | 111.1  | 111.3  | 111.7  |
| Japan .....   | 102.5   | 102.2  | 102.3   | 101.9   | 102.0  | 102.5  | 102.5  | 102.2  | 101.8  | 102.1  | 102.4  | 102.6  | 102.0  | 101.7  | 101.4  | 101.3  |
| Mexico .....  | 187.9   | 219.1  | 208.9   | 211.7   | 213.7  | 215.6  | 216.9  | 218.3  | 219.8  | 221.0  | 223.2  | 224.6  | 226.6  | 228.8  | 231.9  | 234.0  |
| United Kingdom .....  | 109.3   | 111.0  | 109.6   | 109.8   | 110.1  | 110.8  | 111.1  | 111.1  | 110.8  | 111.0  | 111.5  | 111.7  | 111.8  | 112.2  | 111.8  | 112.4  |
| Addendum:<br>United States .....  | 107.0   | 109.3  | 108.1   | 108.1   | 108.3  | 109.1  | 109.1  | 109.1  | 109.4  | 109.7  | 110.1  | 110.3  | 110.5  | 110.8  | 111.0  | 111.6  |
| Real gross domestic product (percent change from preceding quarter, quarterly data seasonally adjusted at annual rates) |         |        |         |         |        |        |        |        |        |        |        |        |        |        |        |        |
| Canada .....  | 3.1     | 4.2    | .....   | 5.1     | .....  | .....  | 3.6    | .....  | .....  | 5.5    | .....  | .....  | 4.6    | .....  | .....  | .....  |
| France .....  | 3.4     | 2.8    | .....   | 1.8     | .....  | .....  | 3.4    | .....  | .....  | 3.9    | .....  | .....  | 3.6    | .....  | .....  | .....  |
| Germany .....   | 2.2     | 1.5    | .....   | 2.7     | .....  | .....  | .3     | .....  | .....  | 3.5    | .....  | .....  | 2.7    | .....  | .....  | .....  |
| Italy .....   | 1.5     | 1.4    | .....   | 1.3     | .....  | .....  | 2.1    | .....  | .....  | 3.0    | .....  | .....  | 1.7    | .....  | .....  | .....  |
| Japan .....   | -2.5    | .3     | .....   | 6.2     | .....  | .....  | 3.9    | .....  | .....  | -3.9   | .....  | .....  | -5.5   | .....  | .....  | .....  |
| Mexico .....  | 4.8     | .....  | .....   | 3.6     | .....  | .....  | 9.2    | .....  | .....  | 10.2   | .....  | .....  | .....  | .....  | .....  | .....  |
| United Kingdom .....  | 2.2     | 2.1    | .....   | 1.6     | .....  | .....  | 3.0    | .....  | .....  | 4.1    | .....  | .....  | 3.1    | .....  | .....  | .....  |
| Addendum:<br>United States .....  | 4.3     | 4.2    | .....   | 3.7     | .....  | .....  | 1.9    | .....  | .....  | 5.7    | .....  | .....  | 7.3    | .....  | .....  | 5.4    |

See footnotes at the end of the table.

Table H.1.—International Perspectives—Continued

|   | 1998  | 1999  | 1999  |       |       |       |       |       |       |       |       |       |       |       | 2000  |       |
|---|-------|-------|-------|-------|-------|-------|-------|-------|-------|-------|-------|-------|-------|-------|-------|-------|
|   |       |       | Jan.  | Feb.  | Mar.  | Apr.  | May   | June  | July  | Aug.  | Sept. | Oct.  | Nov.  | Dec.  | Jan.  | Feb.  |
| Short-term, 3-month, interest rates (percent, not seasonally adjusted)              |       |       |       |       |       |       |       |       |       |       |       |       |       |       |       |       |
| Canada .....  | 5.04  | 4.89  | 4.99  | 5.02  | 5.00  | 4.71  | 4.58  | 4.80  | 4.77  | 4.89  | 4.81  | 5.00  | 5.03  | 5.10  | 5.20  | 5.25  |
| France .....  | 3.56  |       |       |       |       |       |       |       |       |       |       |       |       |       |       |       |
| Germany .....   | 3.54  |       |       |       |       |       |       |       |       |       |       |       |       |       |       |       |
| Italy .....   | 4.99  |       |       |       |       |       |       |       |       |       |       |       |       |       |       |       |
| Japan .....   | .72   | .25   | .69   | .58   | .20   | .19   | .08   | .07   | .08   | .07   | .12   | .28   | .34   | .26   | .12   | .10   |
| Mexico .....  | 26.11 | 22.38 | 32.27 | 28.72 | 23.86 | 21.05 | 21.02 | 21.35 | 20.78 | 21.48 | 21.34 | 20.30 | 18.68 | 17.65 | 17.43 | 16.44 |
| United Kingdom .....  | 7.33  | 5.45  | 5.79  | 5.42  | 5.29  | 5.23  | 5.25  | 5.12  | 5.07  | 5.17  | 5.32  | 5.94  | 5.78  | 5.96  | 6.05  | 6.15  |
| Addendum:   |       |       |       |       |       |       |       |       |       |       |       |       |       |       |       |       |
| United States .....   | 4.81  | 4.66  | 4.34  | 4.45  | 4.48  | 4.28  | 4.51  | 4.59  | 4.60  | 4.76  | 4.73  | 4.88  | 5.07  | 5.23  | 5.34  | 5.57  |
| Long-term interest rates, government bond yields (percent, not seasonally adjusted) |       |       |       |       |       |       |       |       |       |       |       |       |       |       |       |       |
| Canada .....  | 5.45  | 5.68  | 5.13  | 5.26  | 5.34  | 5.26  | 5.51  | 5.70  | 5.61  | 5.85  | 5.88  | 6.26  | 6.15  | 6.22  | 6.48  | 6.19  |
| France .....  | 4.82  | 4.94  | 4.13  | 4.42  | 4.39  | 4.25  | 4.45  | 4.94  | 5.08  | 5.17  | 5.35  | 5.67  | 5.66  | 5.81  | 6.11  | 5.96  |
| Germany .....   | 4.6   | 4.5   | 3.7   | 3.9   | 4.0   | 3.9   | 4.0   | 4.4   | 4.7   | 4.9   | 5.0   | 5.3   | 5.0   | 5.2   | 5.5   | 5.5   |
| Italy .....   | 4.88  | 4.73  | 3.92  | 4.05  | 4.27  | 4.11  | 4.28  | 4.62  | 4.94  | 5.13  | 5.28  | 5.52  | 5.25  | 5.36  | 5.75  | 5.73  |
| Japan .....   | 1.54  | 1.75  | 1.91  | 2.12  | 1.82  | 1.56  | 1.33  | 1.63  | 1.70  | 1.88  | 1.76  | 1.69  | 1.82  | 1.77  | 1.69  | 1.80  |
| United Kingdom .....  | 5.52  | 5.08  | 4.29  | 4.45  | 4.66  | 4.59  | 4.91  | 5.16  | 5.33  | 5.38  | 5.65  | 5.83  | 5.28  | 5.38  | 5.82  | 5.62  |
| Addendum:   |       |       |       |       |       |       |       |       |       |       |       |       |       |       |       |       |
| United States .....   | 5.26  | 5.65  | 4.72  | 5.00  | 5.23  | 5.18  | 5.54  | 5.90  | 5.79  | 5.94  | 5.92  | 6.11  | 6.03  | 6.28  | 6.66  | 6.52  |
| Share price indices (not seasonally adjusted, 1995=100)                             |       |       |       |       |       |       |       |       |       |       |       |       |       |       |       |       |
| Canada .....  | 152.4 | 159.2 | 151.8 | 142.4 | 148.8 | 158.2 | 154.3 | 158.1 | 159.7 | 157.2 | 156.9 | 163.7 | 169.7 | 189.8 | 191.3 | 205.9 |
| France .....  | 192.2 | 234.6 | 210.4 | 210.1 | 211.5 | 220.9 | 225.1 | 230.2 | 236.1 | 231.7 | 242.3 | 243.0 | 264.9 | 289.3 | 295.1 | 316.7 |
| Germany .....   | 197.7 | 204.9 | 199.8 | 195.3 | 191.4 | 200.1 | 200.7 | 202.3 | 209.8 | 200.8 | 203.2 | 202.7 | 218.1 | 234.8 | 253.6 | 279.6 |
| Italy .....   | 221   | 246   | 241   | 237   | 249   | 252   | 247   | 247   | 248   | 234   | 243   | 235   | 241   | 271   | 283   | 320   |
| Japan .....   | 85    | 100   | 78    | 80    | 87    | 96    | 96    | 100   | 107   | 106   | 108   | 110   | 117   | 119   | 120   | 124   |
| Mexico .....  | 191.1 | 240.3 | 178.3 | 192.0 | 222.2 | 244.0 | 246.8 | 262.7 | 237.0 | 229.2 | 227.6 | 245.6 | 276.5 | 321.3 | 296.7 | 332.0 |
| United Kingdom .....  | 150.5 | 168.4 | 157.3 | 159.4 | 162.9 | 169.2 | 168.2 | 171.0 | 173.5 | 168.9 | 166.7 | 164.3 | 175.0 | 185.1 | 183.7 | 178.2 |
| Addendum:   |       |       |       |       |       |       |       |       |       |       |       |       |       |       |       |       |
| United States .....   | 189   | 213   | 205   | 202   | 207   | 216   | 218   | 216   | 223   | 213   | 209   | 206   | 218   | 219   | 218   | 208   |

1. All exchange rates are from the Board of Governors of the Federal Reserve System.

2. As of January 1, 1999, the euro is reported in place of the individual euro-area currencies. These currency rates can be derived from the euro rate by using the following conversion rates: 1 euro = 6.55957 French francs, 1.95583 German marks, and 1936.27 Italian lire.

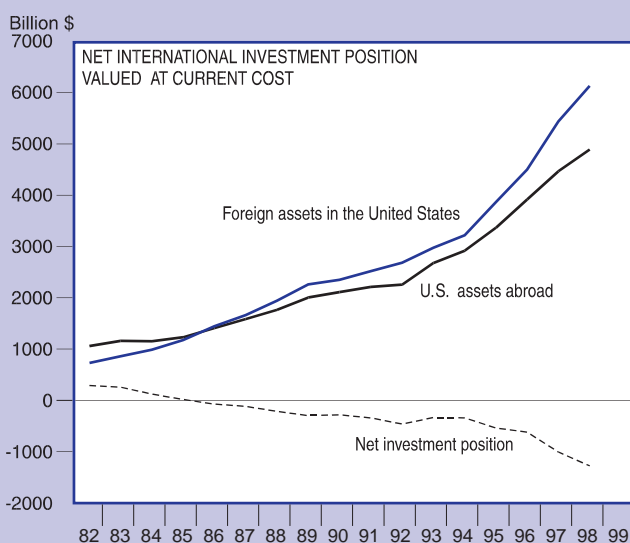
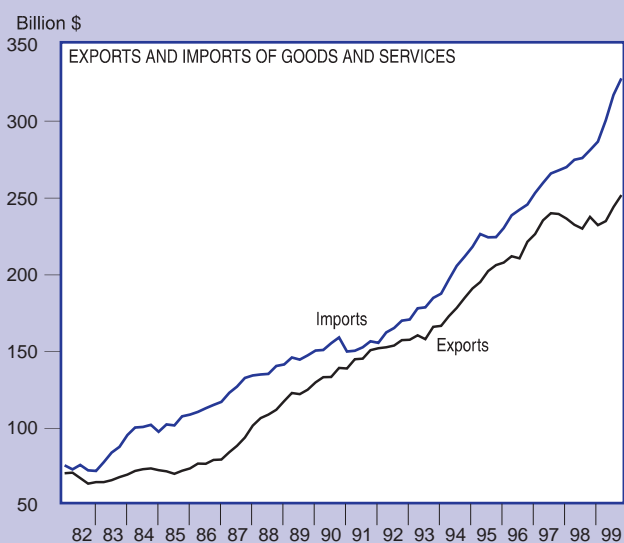
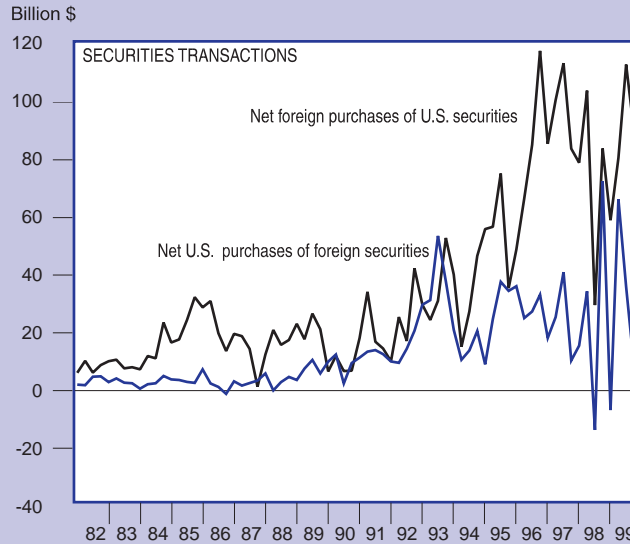
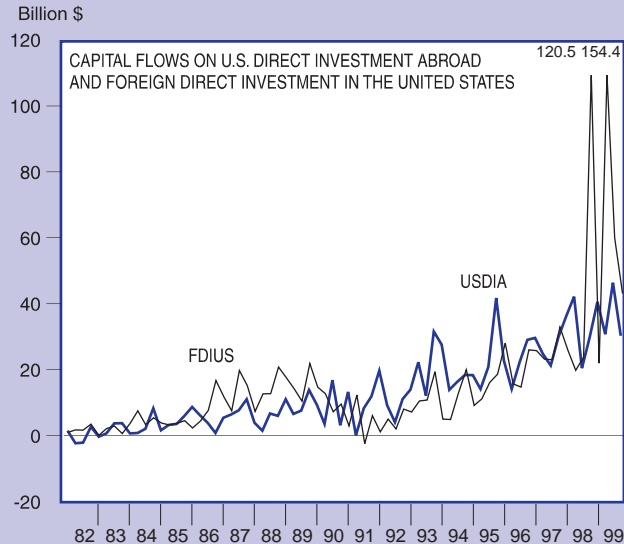
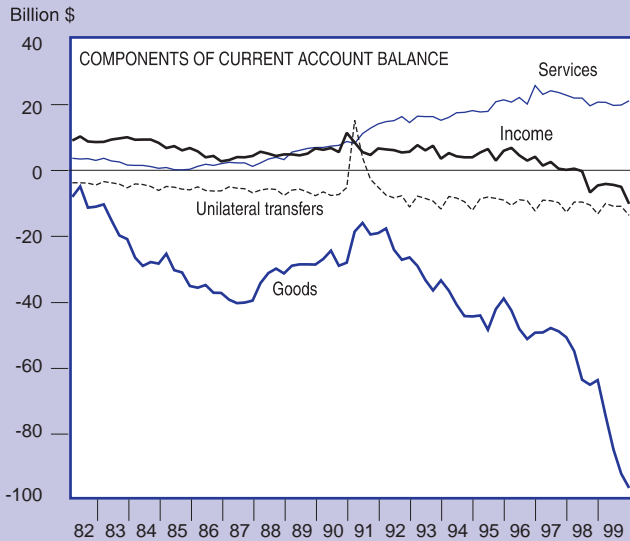
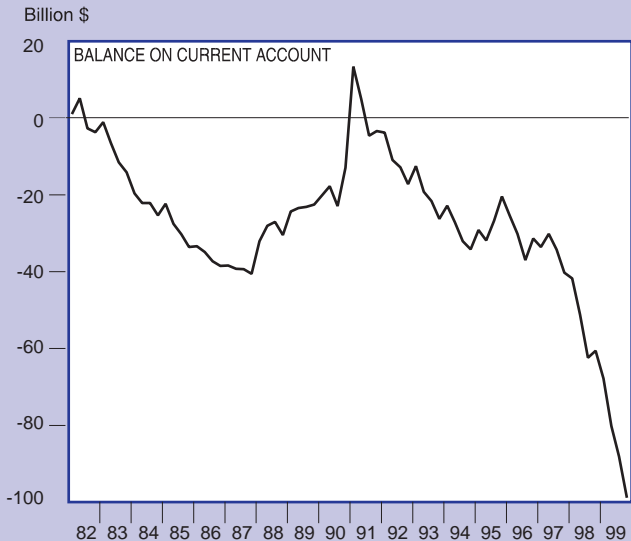
3. The rate shown for the United States is an index of the weighted average of the foreign exchange value of the U.S. dollar against the currencies of a broad group of major U.S. trading partners, January 1997=100 and

reflects revised trade weights. For more information on the exchange rate indexes, see "New Summary Measures of the Foreign Exchange Value of the Dollar," *Federal Reserve Bulletin*, vol. 84 (October 1998), pp. 811-18.

NOTE.—U.S. interest rates, unemployment rates, and GDP growth rates are from the Federal Reserve, the Bureau of Labor Statistics, and BEA, respectively. All other data (including U.S. consumer prices and U.S. share prices, both of which have been rebased to 1995 to facilitate comparison) are © OECD, April 2000, *OECD Main Economic Indicators* and are reproduced with permission of the OECD.

I. Charts

THE U.S. IN THE INTERNATIONAL ECONOMY



## Appendix A

### Additional Information About the NIPA Estimates

#### Statistical Conventions

Changes in current-dollar GDP measure changes in the market value of goods and services produced in the economy in a particular period. For many purposes, it is necessary to decompose these changes into quantity and price components. To compute the quantity indexes, changes in the quantities of individual goods and services are weighted by their prices. (Quantity changes for GDP are often referred to as changes in “real GDP.”) For the price indexes, changes in the prices for individual goods and services are weighted by quantities produced. (In practice, the current-dollar value and price indexes for most GDP components are determined largely using data from Federal Government surveys, and the real values of these components are calculated by deflation at the most detailed level for which all the required data are available.)

The annual changes in quantities and prices are calculated using a Fisher formula that incorporates weights from 2 adjacent years. For example, the annual percent change in real GDP in 1997–98 uses prices for 1997 and 1998 as weights, and the 1997–98 annual percent change in the GDP price index uses quantities for 1997 and 1998 as weights. Because the Fisher formula allows for the effects of changes in relative prices and in the composition of output over time, the resulting quantity or price changes are not affected by the substitution bias that is associated with changes in quantities and prices calculated using a fixed-weighted formula.<sup>1</sup> These annual changes are “chained” (multiplied) together to form time series of quantity and price; the percent changes that are calculated from these time series are not affected by the choice of reference period.

The quarterly changes in quantities and prices are calculated with weights from two adjacent quarters. As part of an annual or comprehensive revision, the quarterly indexes through the most recent complete year are adjusted to ensure that the average of the quarterly indexes conforms to the corresponding annual index.

In addition, BEA prepares measures of real GDP and its components in a dollar-denominated form, designated “chained (1996) dollar estimates.” These estimates are computed by multiplying the 1996 current-dollar value of GDP, or of a GDP component, by the corresponding quantity index number. For example, if a current-dollar GDP component equaled \$100 in 1996 and if real output for this component

increased by 10 percent in 1997, then the “chained (1996) dollar” value of this component in 1997 would be \$110 ( $\$100 \times 1.10$ ). Note that percentage changes in the chained (1996) dollar estimates and the percentage changes calculated from the quantity indexes are identical, except for small differences due to rounding.

Because of the formula used for calculating real GDP, the chained (1996) dollar estimates for detailed GDP components do not add to the chained-dollar value of GDP or to any intermediate aggregates. A “residual” line is shown as the difference between GDP and the sum of the most detailed components shown in each table. The residual generally is small close to the base period but tends to become larger as one moves further from it. Accurate measures of component contributions to the percentage changes in real GDP and its major components are shown in NIPA tables 8.2–8.6.

BEA also publishes the “implicit price deflator” (IPD), which is calculated as the ratio of current-dollar value to the corresponding chained-dollar value, multiplied by 100; the values of the IPD and of the corresponding “chain-type” price index are very close.

For quarters and months, the estimates are presented at annual rates, which show the value that would be registered if the rate of activity measured for a quarter or a month were maintained for a full year. Annual rates are used so that time periods of different lengths—for example, quarters and years—may be compared easily. These annual rates are determined simply by multiplying the estimated rate of activity by 4 (for quarterly data) or by 12 (for monthly data).

*Percent changes* in the estimates are also expressed at annual rates. Calculating these *changes* requires a variant of the compound interest formula:

$$r = \left[ \left( \frac{x_t}{x_o} \right)^{m/n} - 1 \right] \times 100,$$

where  $r$  is the percent change at an annual rate;  $x_t$  is the level of activity in the later period;  $x_o$  is the level of activity in the earlier period;  $m$  is the yearly periodicity of the data (for example, 1 for annual data, 4 for quarterly, or 12 for monthly); and  $n$  is the number of periods between the earlier and later periods (that is,  $t - o$ ).

Quarterly and monthly NIPA estimates are seasonally adjusted, if necessary. Seasonal adjustment removes from the time series the average impact of variations that normally occur at about the same time and in about the same magnitude each year—for example, weather, holidays, and tax payment dates. After seasonal adjustment, cyclical and other short-term changes in the economy stand out more clearly.

1. In addition, because the changes in quantities and prices calculated using these weights are symmetric, the product of a quantity index and the corresponding price index is generally equal to the current-dollar index.

## Reconciliation Tables

**Table 1.—Reconciliation of Changes in BEA-Derived Compensation Per Hour with BLS Average Hourly Earnings**

[Percent change from preceding period]

|  | 1998       | 1999       | Seasonally adjusted at annual rates |            |            |            |            |                |
|--|------------|------------|-------------------------------------|------------|------------|------------|------------|----------------|
|  |            |            | 1998                                |            | 1999       |            |            | 2000           |
|  |            |            | IV                                  | I          | II         | III        | IV         | 1 <sup>P</sup> |
| <b>BEA-derived compensation per hour of all persons in the nonfarm business sector (less housing)</b> <sup>1</sup> .....               | <b>5.4</b> | <b>4.7</b> | <b>4.6</b>                          | <b>4.2</b> | <b>4.7</b> | <b>4.6</b> | <b>3.4</b> | <b>4.1</b>     |
| Less: Contribution of supplements to wages and salaries per hour .....   | -5         | -3         | -7                                  | .2         | -3         | -3         | -1         | -3             |
| Plus: Contribution of wages and salaries per hour of persons in housing and in nonprofit institutions .....                            | -4         | -2         | -3                                  | .1         | -1         | -1         | -1         | -1             |
| Less: Contribution of wages and salaries per hour of persons in government enterprises, unpaid family workers, and self-employed ..... | -2         | -1         | -1                                  | -3         | .1         | -1         | -3         | .3             |
| <b>Equals: BEA-derived wages and salaries per hour of all employees in the private nonfarm sector</b> .....                            | <b>5.6</b> | <b>4.9</b> | <b>5.0</b>                          | <b>4.3</b> | <b>4.7</b> | <b>4.9</b> | <b>3.6</b> | <b>4.0</b>     |
| Less: Contribution of wages and salaries per hour of nonproduction workers in manufacturing .....                                      | -1         | 0          | .4                                  | .4         | .4         | .4         | .2         | .2             |
| Less: Other differences <sup>2</sup> .....   | 1.6        | 1.3        | 1.5                                 | 0          | .7         | .8         | .2         | -1             |
| <b>Equals: BLS average hourly earnings of production or nonsupervisory workers on private nonfarm payrolls</b> .....                   | <b>4.1</b> | <b>3.7</b> | <b>3.2</b>                          | <b>4.0</b> | <b>3.6</b> | <b>3.7</b> | <b>3.1</b> | <b>3.8</b>     |
| <b>Addendum:</b><br>BLS estimates of compensation per hour in the nonfarm business sector <sup>3</sup> .....                           | 5.3        | 4.7        | 4.6                                 | 4.2        | 4.7        | 4.6        | 3.8        | 4.2            |

<sup>P</sup> Preliminary.

1. Includes BLS data on compensation and hours of nonfarm proprietors and hours worked of unpaid family workers.

2. Includes BEA use of non-BLS data and differences in detailed weighting. Annual estimates also include differences in BEA and BLS benchmark procedures; quarterly estimates also include

differences in seasonal adjustment procedures.

3. These estimates differ from the BEA-derived estimates (first line) because the BLS estimates include compensation and hours of tenant-occupied housing.

NOTE.—These data reflect BLS revised hours and compensation for 1959 forward. BLS Bureau of Labor Statistics

**Table 2.—Relation of Net Exports of Goods and Services and Net Receipts of Income in the NIPA's to Balance on Goods, Services, and Income in the ITA's**

[Billions of dollars]

|   | Line      | 1998           | 1999           | Seasonally adjusted at annual rates |                |                |                |                |                |
|---|-----------|----------------|----------------|-------------------------------------|----------------|----------------|----------------|----------------|----------------|
|   |           |                |                | 1998                                |                | 1999           |                |                |                |
|   |           |                |                | III                                 | IV             | I              | II             | III            |                |
| <b>Exports of goods, services, and income receipts, ITA's</b> .....                                 | <b>1</b>  | <b>1,192.2</b> | <b>1,233.9</b> | <b>1,166.0</b>                      | <b>1,199.9</b> | <b>1,182.0</b> | <b>1,203.8</b> | <b>1,252.7</b> | <b>1,297.3</b> |
| Less: Gold, ITA's .....   | 2         | 5.5            | 5.3            | 5.2                                 | 7.1            | 2.9            | 3.3            | 6.1            | 8.8            |
| Statistical differences <sup>1</sup> .....  | 3         | 0              | -0.8           | 0                                   | 0              | -1.7           | -2.8           | 1.1            | .3             |
| Other items .....   | 4         | .8             | .9             | .8                                  | 1.2            | .8             | .9             | 1.0            | .9             |
| Plus: Adjustment for grossing of parent/affiliate interest payments .....                           | 5         | 5.0            | 4.4            | 5.2                                 | 5.7            | 4.3            | 4.4            | 4.4            | 4.6            |
| Adjustment for U.S. territories and Puerto Rico .....   | 6         | 42.3           | 47.9           | 41.4                                | 46.4           | 47.2           | 48.1           | 47.3           | 49.0           |
| Services furnished without payment by financial intermediaries except life insurance carriers ..... | 7         | 18.5           | 19.7           | 18.8                                | 18.9           | 19.2           | 19.4           | 19.9           | 20.2           |
| <b>Equals: Exports of goods and services and income receipts, NIPA's</b> .....                      | <b>8</b>  | <b>1,251.6</b> | <b>1,300.6</b> | <b>1,225.5</b>                      | <b>1,262.7</b> | <b>1,250.7</b> | <b>1,274.3</b> | <b>1,316.2</b> | <b>1,361.2</b> |
| <b>Imports of goods, services, and income payments, ITA's</b> .....                                 | <b>9</b>  | <b>1,368.7</b> | <b>1,526.3</b> | <b>1,376.7</b>                      | <b>1,392.7</b> | <b>1,416.4</b> | <b>1,483.7</b> | <b>1,564.2</b> | <b>1,640.8</b> |
| Less: Gold, ITA's .....   | 10        | 6.5            | 5.8            | 7.3                                 | 6.6            | 3.2            | 3.2            | 7.4            | 9.3            |
| Statistical differences <sup>1</sup> .....  | 11        | 0              | .3             | 0                                   | 0              | -0.6           | .4             | 1.2            | .2             |
| Other items .....   | 12        | 0              | 0              | 0                                   | 0              | 0              | 0              | 0              | 0              |
| Plus: Gold, NIPA's .....  | 13        | -3.1           | -2.4           | -2.9                                | -2.9           | -2.3           | -2.4           | -2.5           | -2.5           |
| Adjustment for grossing of parent/affiliate interest payments .....                                 | 14        | 5.0            | 4.4            | 5.2                                 | 5.7            | 4.3            | 4.4            | 4.4            | 4.6            |
| Adjustment for U.S. territories and Puerto Rico .....   | 15        | 28.5           | 32.5           | 26.2                                | 33.1           | 31.7           | 32.8           | 32.3           | 33.3           |
| Imputed interest paid to rest of world .....  | 16        | 18.5           | 19.7           | 18.8                                | 18.9           | 19.2           | 19.4           | 19.9           | 20.2           |
| <b>Equals: Imports of goods and services and income payments, NIPA's</b> .....                      | <b>17</b> | <b>1,411.1</b> | <b>1,574.4</b> | <b>1,416.8</b>                      | <b>1,441.0</b> | <b>1,466.7</b> | <b>1,534.4</b> | <b>1,609.8</b> | <b>1,686.8</b> |
| <b>Balance on goods, services, and income, ITA's (1-9)</b> .....                                    | <b>18</b> | <b>-176.5</b>  | <b>-292.4</b>  | <b>-210.7</b>                       | <b>-192.8</b>  | <b>-234.4</b>  | <b>-279.9</b>  | <b>-311.5</b>  | <b>-343.5</b>  |
| Less: Gold (2-10+13) .....  | 19        | -4.1           | -2.9           | -5.0                                | -2.4           | -2.6           | -2.3           | -3.8           | -3.0           |
| Statistical differences (3-11) <sup>1</sup> .....   | 20        | 0              | -1.1           | 0                                   | 0              | -1.1           | -3.2           | -0.1           | .1             |
| Other items (4-12) .....  | 21        | .8             | .9             | .8                                  | 1.2            | .8             | .9             | 1.0            | .9             |
| Plus: Adjustment for U.S. territories and Puerto Rico (6-15) .....                                  | 22        | 13.8           | 15.4           | 15.2                                | 13.3           | 15.5           | 15.3           | 15.0           | 15.7           |
| <b>Equals: Net exports of goods and services and net receipts of income, NIPA's (8-17)</b> .....    | <b>23</b> | <b>-159.5</b>  | <b>-273.8</b>  | <b>-191.3</b>                       | <b>-178.3</b>  | <b>-216.0</b>  | <b>-260.1</b>  | <b>-293.6</b>  | <b>-325.6</b>  |

1. Consists of statistical revisions in the NIPA's that have not yet been incorporated into the ITA's (1999:IV) and statistical revisions in the ITA's that have not yet been incorporated into the NIPA's (1999:1-1999:IV).

ITA's International transactions accounts  
NIPA's National income and product accounts

## Appendix B

# Suggested Reading

The Bureau of Economic Analysis (BEA) has published a wealth of information about the methodologies that are used to prepare its national, regional, and international accounts.

### National accounts

The national accounts encompass the detailed estimates in the national income and product accounts (including gross domestic product), the estimates of wealth and related estimates, gross product by industry, the input-output accounts, and the satellite accounts.

**National income and product accounts (NIPA's).** This series of papers documents the conceptual framework of the NIPA's and the methodologies that have been used to prepare the estimates.

*An Introduction to National Economic Accounting* (1985) [also in the March 1985 SURVEY]

*Corporate Profits: Profits Before Tax, Profits Tax Liability, and Dividends* (1985)

*Foreign Transactions* (1987) [A revised version is forthcoming.]

*GNP: An Overview of Source Data and Estimating Methods* (1987) [Most of the information in this paper has been superseded by "A Guide to the NIPA's" (March 1998 SURVEY).]

*Government Transactions* (1988)

*Personal Consumption Expenditures* (1990)

These methodologies have been updated and improved, typically as part of the comprehensive and annual revisions of the NIPA's. The most recent revisions are described in the following SURVEY articles.

"A Preview of the 1999 Comprehensive Revision of the National Income and Product Accounts" **Definitional and Classificational Changes** (August 1999)

**New and Redesigned Tables** (September 1999)

**Statistical Changes** (October 1999)

"Improved Estimates of the National Income and Product Accounts: Results of the Comprehensive Revision"

**For 1959–98** (December 1999)

**For 1929–99** (April 2000)

"Annual Revision of the U.S. National Income and Product Accounts" (August 1998)

"A Guide to the NIPA's" (March 1998) provides the definitions of the major NIPA aggregates and components, discusses the measures of real output and prices, explains how production is classified and how the NIPA's are presented, describes the statistical conventions that are used, and lists the principal source data and methods that are used to prepare the estimates of gross domestic product (GDP).

Information about the sources and methods that are used to prepare the national estimates of personal income, which are the basis for the State estimates, is in *State Personal Income, 1929–97* (1999).

"BEA's Chain Indexes, Time Series, and Measures of Long-Term Economic Growth" (May 1997) is the most recent in a series of articles that describe the conceptual basis for the chain-type measures of real output and prices that are used in the NIPA's.

"Reliability of the Quarterly and Annual Estimates of GDP and Gross Domestic Income" (December 1998) evaluates these estimates by examining the record of revisions to them.

**Wealth and related estimates.** *Fixed Reproducible Tangible Wealth in the United States, 1929–94* (1999) discusses the concepts and statistical considerations that underlie the estimates and their derivation.

"Fixed Assets and Consumer Durable Goods for 1925–98" (April 2000) describes the definitional and statistical improvements that were incorporated in the comprehensive revision of the estimates.

**Gross product by industry.** "Improved Estimates of

### Mission and Strategic Plan

The mission statement of the Bureau of Economic Analysis and the latest update to its strategic plan for improving the accuracy, reliability, and relevance of the national, regional, and international accounts are available on BEA's Web site at <www.bea.doc.gov>. For information about the development and the implementation of the plan, see these SURVEY articles.

"Mid-Decade Strategic Review of BEA's Economic Accounts: Maintaining and Improving Their Performance" (February 1995)

"Mid-Decade Strategic Review of BEA's Economic Accounts: An Update" (April 1995)

"BEA's Mid-Decade Strategic Plan: A Progress Report" (June 1996)

**Gross Product by Industry for 1947–98** (June 2000) describes the most recent comprehensive revision of these estimates.

**Input-output accounts.** “**Benchmark Input-Output Accounts for the U.S. Economy, 1992**” (November 1997) describes the preparation of the 1992 accounts and the concepts and methods that underlie the accounts.

“**Annual Input-Output Accounts of the U.S. Economy, 1996**” (January 2000) presents annual tables for 1996 that update the 1992 benchmark accounts.

**Satellite accounts.** These accounts extend the analytical capacity of the national accounts by focusing on one aspect of economic activity.

“**Integrated Economic and Environmental Satellite Accounts**” and “**Accounting for Mineral Resources: Issues and BEA’s Initial Estimates**” (April 1994)

“**A Satellite Account for Research and Development**” (November 1994)

“**U.S. Transportation Satellite Accounts**  
For 1992 (April 1998)

For 1996 (May 2000)

“**U.S. Travel and Tourism Satellite Accounts for 1992**” (July 1998)

### International accounts

The international accounts encompass the international transactions accounts, direct investment, and international transactions in services.

**International transactions accounts (ITA’s).** *The Balance of Payments of the United States: Concepts, Data Sources, and Estimating Procedures* (1990) describes the methodologies used to prepare the estimates in the ITA’s and the international investment position of the United States. These methodologies are usually updated and improved as part of the annual revisions of the ITA’s.

“**U.S. International Transactions, Revised Estimates**” is a series of articles about the annual ITA revisions and the improvements in methodology; the latest article was published in July 1999.

**Direct investment.** *International Direct Investment: Studies by the Bureau of Economic Analysis* (1999) is a collection of previously published articles on U.S. direct investment abroad and foreign direct investment in the United States. It also includes the following information.

“**Methodology for U.S. Direct Investment Abroad**,” which is also available in *U.S. Direct Investment Abroad: 1994 Benchmark Survey, Final Results* (1998)

“**A Guide to BEA Statistics on U.S. Multinational**

**Companies**,” which is also available in the March 1995 SURVEY

“**Methodology for Foreign Direct Investment in the United States**,” which is also available in *Foreign Direct Investment in the United States: 1992 Benchmark Survey, Final Results* (1995)

“**A Guide to BEA Statistics on Foreign Direct Investment in the United States**,” which is also available in the February 1990 SURVEY

**International services.** *U.S. International Transactions in Private Services: A Guide to the Surveys Conducted by the Bureau of Economic Analysis* (1998) describes 11 surveys. It includes classifications, definitions, release schedules, the methods used to prepare the estimates, and samples of the survey forms.

### Regional accounts

The regional accounts include estimates of personal income and gross state product.

**Personal income.** Estimates of personal income are prepared for States and for local areas.

“**Comprehensive Revision of State Personal Income for 1969–99**” (June 2000) summarizes the changes in the methodology that is used to prepare the estimates. The detailed methodology is available on the CD-ROM *State Personal Income, 1969–98*.

*Local Area Personal Income, 1969–92* (1994) describes the detailed methodology that is used to prepare the estimates for counties and metropolitan areas. This information is also available on the CD-ROM *Regional Economic Information System, 1969–98*.

**Gross state product.** “**Comprehensive Revision of Gross State Product by Industry, 1977–94**” (June 1997 SURVEY) summarizes the sources and the methods that are used to prepare the estimates.

“**Gross State Product by Industry, 1977–96**” (June 1998) and “**Gross State Product by Industry, 1995–97**” (June 1999) present the most recent revisions to the estimates and summarize the changes in methodology.

#### Availability

Most of the items listed here are available on our Web site at <www.bea.doc.gov>. Our online *Catalog of Products* provides descriptions of both our printed and electronic publications. The *Catalog* also includes links to compressed files of our diskette products that can be downloaded for free.

For specific information about the availability of our most recently released estimates and products, see “**Getting BEA’s Estimates**” on the inside back cover.