

Foundations of Machine Learning

Ranking


Mehryar Mohri

Courant Institute and Google Research

mohri@cims.nyu.edu

Motivation

■ Very large data sets:

- too large to display or process.
- limited resources, need priorities.
-  ranking more desirable than classification.

■ Applications:

- search engines, information extraction.
- decision making, auctions, fraud detection.

■ Can we **learn** to predict ranking accurately?

Related Problem

- **Rank aggregation:** given n candidates and k voters each giving a ranking of the candidates, find ordering as close as possible to these.
 - closeness measured in number of pairwise misrankings.
 - problem NP-hard even for $k = 4$ (Dwork et al., 2001).

This Talk

- Score-based ranking
- Preference-based ranking

Score-Based Setting

- **Single stage:** learning algorithm
 - receives labeled sample of pairwise preferences;
 - returns scoring function $h: U \rightarrow \mathbb{R}$.
- **Drawbacks:**
 - h induces a linear ordering for full set U .
 - does not match a query-based scenario.
- **Advantages:**
 - efficient algorithms.
 - good theory: VC bounds, margin bounds, stability bounds (FISS 03, RCMS 05, AN 05, AGHHR 05, CMR 07).

Score-Based Ranking

- **Training data:** sample of i.i.d. labeled pairs drawn from $U \times U$ according to some distribution D ,

$$S = \left((x_1, x'_1, y_1), \dots, (x_m, x'_m, y_m) \right) \in U \times U \times \{-1, 0, +1\},$$

with $y_i = \begin{cases} +1 & \text{if } x'_i >_{\text{pref}} x_i \\ 0 & \text{if } x_i =_{\text{pref}} x'_i \text{ or no information} \\ -1 & \text{if } x'_i <_{\text{pref}} x_i. \end{cases}$

- **Problem:** find hypothesis $h:U \rightarrow \mathbb{R}$ in H with small generalization error

$$R(h) = \Pr_{(x, x') \sim D} \left[(f(x, x') \neq 0) \wedge (f(x, x')(h(x') - h(x)) \leq 0) \right].$$


Notes

- Empirical error:

$$\widehat{R}(h) = \frac{1}{m} \sum_{i=1}^m 1_{(y_i \neq 0) \wedge (y_i(h(x'_i) - h(x_i)) \leq 0)} \cdot$$

- The relation $x \mathcal{R} x' \Leftrightarrow f(x, x') = 1$ may be non-transitive (needs not even be anti-symmetric).
- Problem different from classification.

Distributional Assumptions

- Distribution over points: m points (literature).
 - labels for pairs.
 -  squared number of examples $O(m^2)$.
 - dependency issue.
- Distribution over pairs: m pairs.
 - label for each pair received.
 - independence assumption.
 - same (linear) number of examples.

Confidence Margin in Ranking

- Labels assumed to be in $\{+1, -1\}$.
- Empirical margin loss for ranking: for $\rho > 0$,

$$\hat{R}_\rho(h) = \frac{1}{m} \sum_{i=1}^m \Phi_\rho \left(y_i (h(x'_i) - h(x_i)) \right).$$

$$\hat{R}_\rho(h) \leq \frac{1}{m} \sum_{i=1}^m \mathbf{1}_{y_i [h(x'_i) - h(x_i)] \leq \rho}.$$

Marginal Rademacher Complexities

■ Distributions:

- D_1 marginal distribution with respect to the first element of the pairs;
- D_2 marginal distribution with respect to second element of the pairs.

■ Samples: $S_1 = ((x_1, y_1), \dots, (x_m, y_m))$
 $S_2 = ((x'_1, y_1), \dots, (x'_m, y_m))$.

■ Marginal Rademacher complexities:

$$\mathfrak{R}_m^{D_1}(H) = \mathbb{E}[\widehat{\mathfrak{R}}_{S_1}(H)] \quad \mathfrak{R}_m^{D_2}(H) = \mathbb{E}[\widehat{\mathfrak{R}}_{S_2}(H)].$$

Ranking Margin Bound

(Boyd, Cortes, MM, and Radovanovich 2012; MM, Rostamizadeh, and Talwalkar, 2012)

- **Theorem:** let H be a family of real-valued functions. Fix $\rho > 0$, then, for any $\delta > 0$, with probability at least $1 - \delta$ over the choice of a sample of size m , the following holds for all $h \in H$:

$$R(h) \leq \hat{R}_\rho(h) + \frac{2}{\rho} (\mathfrak{R}_m^{D_1}(H) + \mathfrak{R}_m^{D_2}(H)) + \sqrt{\frac{\log \frac{1}{\delta}}{2m}}.$$

Proof

■ **Define:** $\tilde{\mathcal{H}} = \{z = ((x, x'), y) \mapsto y[h(x') - h(x)]: h \in \mathcal{H}\}$.

Then, by the general margin bound, with probability at least $1 - \delta$,

$$\mathbb{E} [\Phi_\rho(y[h(x') - h(x)])] \leq \hat{R}_{S, \rho}(h) + 2\mathfrak{R}_m(\Phi_\rho \circ \tilde{\mathcal{H}}) + \sqrt{\frac{\log \frac{1}{\delta}}{2m}}.$$

■ **We have** $\mathfrak{R}_m(\Phi_\rho \circ \hat{\mathcal{H}}) \leq \frac{1}{\rho} \mathfrak{R}_m(\hat{\mathcal{H}})$ **and**

$$\begin{aligned} \mathfrak{R}_m(\tilde{\mathcal{H}}) &= \frac{1}{m} \mathbb{E}_{S, \sigma} \left[\sup_{h \in \mathcal{H}} \sum_{i=1}^m \sigma_i y_i (h(x'_i) - h(x_i)) \right] \\ &= \frac{1}{m} \mathbb{E}_{S, \sigma} \left[\sup_{h \in \mathcal{H}} \sum_{i=1}^m \sigma_i (h(x'_i) - h(x_i)) \right] && (y_i \sigma_i \text{ and } \sigma_i: \text{ same distrib.}) \\ &\leq \frac{1}{m} \mathbb{E}_{S, \sigma} \left[\sup_{h \in \mathcal{H}} \sum_{i=1}^m \sigma_i h(x'_i) + \sup_{h \in \mathcal{H}} \sum_{i=1}^m \sigma_i h(x_i) \right] && (\text{by sub-additivity of sup}) \\ &= \mathbb{E}_S \left[\mathfrak{R}_{S_2}(\mathcal{H}) + \mathfrak{R}_{S_1}(\mathcal{H}) \right] && (\text{definition of } S_1 \text{ and } S_2). \end{aligned}$$

Ranking with SVMs

see for example (Joachims, 2002)

- **Optimization problem:** application of SVMs.

$$\min_{\mathbf{w}, \xi} \frac{1}{2} \|\mathbf{w}\|^2 + C \sum_{i=1}^m \xi_i$$

$$\text{subject to: } y_i \left[\mathbf{w} \cdot (\Phi(x'_i) - \Phi(x_i)) \right] \geq 1 - \xi_i$$

$$\xi_i \geq 0, \quad \forall i \in [1, m].$$

- **Decision function:**

$$h: x \mapsto \mathbf{w} \cdot \Phi(x) + b.$$

Notes

- The algorithm coincides with SVMs using feature mapping

$$(x, x') \mapsto \Psi(x, x') = \Phi(x') - \Phi(x).$$

- Can be used with kernels:

$$\begin{aligned} K'((x_i, x'_i), (x_j, x'_j)) &= \Psi(x_i, x'_i) \cdot \Psi(x_j, x'_j) \\ &= K(x_i, x_j) + K(x'_i, x'_j) - K(x'_i, x_j) - K(x_i, x'_j). \end{aligned}$$

- Algorithm directly based on margin bound.

Boosting for Ranking

- Use weak ranking algorithm and create stronger ranking algorithm.
- Ensemble method: combine base rankers returned by weak ranking algorithm.
- Finding simple relatively accurate base rankers often not hard.
- How should base rankers be combined?

CD RankBoost

(Freund et al., 2003; Rudin et al., 2005)

$$H \subseteq \{0, 1\}^X. \epsilon_t^0 + \epsilon_t^+ + \epsilon_t^- = 1, \epsilon_t^s(h) = \Pr_{(x, x') \sim D_t} \left[\text{sgn} (f(x, x')(h(x') - h(x))) = s \right].$$

RANKBOOST($S = ((x_1, x'_1, y_1) \dots, (x_m, x'_m, y_m))$)

```
1  for  $i \leftarrow 1$  to  $m$  do
2       $D_1(x_i, x'_i) \leftarrow \frac{1}{m}$ 
3  for  $t \leftarrow 1$  to  $T$  do
4       $h_t \leftarrow$  base ranker in  $H$  with smallest  $\epsilon_t^- - \epsilon_t^+ = -\mathbb{E}_{i \sim D_t} [y_i (h_t(x'_i) - h_t(x_i))]$ 
5       $\alpha_t \leftarrow \frac{1}{2} \log \frac{\epsilon_t^+}{\epsilon_t^-}$ 
6       $Z_t \leftarrow \epsilon_t^0 + 2[\epsilon_t^+ \epsilon_t^-]^{\frac{1}{2}}$   $\triangleright$  normalization factor
7      for  $i \leftarrow 1$  to  $m$  do
8           $D_{t+1}(x_i, x'_i) \leftarrow \frac{D_t(x_i, x'_i) \exp [-\alpha_t y_i (h_t(x'_i) - h_t(x_i))]}{Z_t}$ 
9   $\varphi_T \leftarrow \sum_{t=1}^T \alpha_t h_t$ 
10 return  $\varphi_T$ 
```


Notes

■ Distributions D_t over pairs of sample points:

- originally uniform.
- at each round, the weight of a misclassified example is increased.

- **observation:** $D_{t+1}(x, x') = \frac{e^{-y[\varphi_t(x') - \varphi_t(x)]}}{|S| \prod_{s=1}^t Z_s}$, since

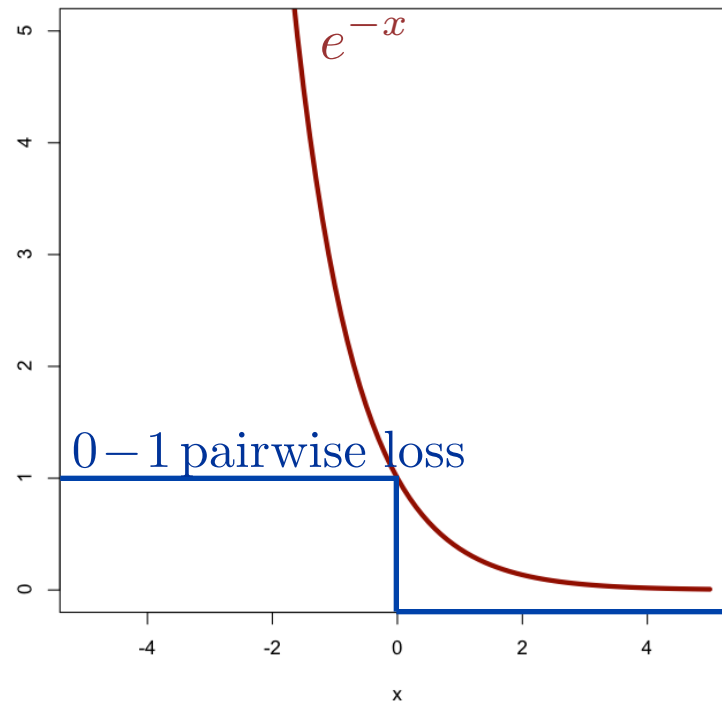
$$D_{t+1}(x, x') = \frac{D_t(x, x') e^{-y\alpha_t[h_t(x') - h_t(x)]}}{Z_t} = \frac{1}{|S|} \frac{e^{-y \sum_{s=1}^t \alpha_s [h_s(x') - h_s(x)]}}{\prod_{s=1}^t Z_s}.$$

- weight assigned to base classifier h_t : α_t directly depends on the accuracy of h_t at round t .

Coordinate Descent RankBoost

- **Objective Function:** convex and differentiable.

$$F(\boldsymbol{\alpha}) = \sum_{(x,x',y) \in S} e^{-y[\varphi_T(x') - \varphi_T(x)]} = \sum_{(x,x',y) \in S} \exp\left(-y \sum_{t=1}^T \alpha_t [h_t(x') - h_t(x)]\right).$$



- **Direction:** unit vector \mathbf{e}_t with

$$\mathbf{e}_t = \operatorname{argmin}_t \left. \frac{dF(\boldsymbol{\alpha} + \eta \mathbf{e}_t)}{d\eta} \right|_{\eta=0}.$$

- **Since** $F(\boldsymbol{\alpha} + \eta \mathbf{e}_t) = \sum_{(x, x', y) \in S} e^{-y \sum_{s=1}^T \alpha_s [h_s(x') - h_s(x)]} e^{-y\eta [h_t(x') - h_t(x)]}$,

$$\begin{aligned} \left. \frac{dF(\boldsymbol{\alpha} + \eta \mathbf{e}_t)}{d\eta} \right|_{\eta=0} &= - \sum_{(x, x', y) \in S} y [h_t(x') - h_t(x)] \exp \left[-y \sum_{s=1}^T \alpha_s [h_s(x') - h_s(x)] \right] \\ &= - \sum_{(x, x', y) \in S} y [h_t(x') - h_t(x)] D_{T+1}(x, x') \left[m \prod_{s=1}^T Z_s \right] \\ &= - [\epsilon_t^+ - \epsilon_t^-] \left[m \prod_{s=1}^T Z_s \right]. \end{aligned}$$

Thus, direction corresponding to base classifier selected by the algorithm.

- **Step size:** obtained via

$$\frac{dF(\boldsymbol{\alpha} + \eta \mathbf{e}_t)}{d\eta} = 0$$

$$\Leftrightarrow - \sum_{(x, x', y) \in S} y [h_t(x') - h_t(x)] \exp \left[-y \sum_{s=1}^T \alpha_s [h_s(x') - h_s(x)] \right] e^{-y[h_t(x') - h_t(x)]\eta} = 0$$

$$\Leftrightarrow - \sum_{(x, x', y) \in S} y [h_t(x') - h_t(x)] D_{T+1}(x, x') \left[m \prod_{s=1}^T Z_s \right] e^{-y[h_t(x') - h_t(x)]\eta} = 0$$

$$\Leftrightarrow - \sum_{(x, x', y) \in S} y [h_t(x') - h_t(x)] D_{T+1}(x, x') e^{-y[h_t(x') - h_t(x)]\eta} = 0$$

$$\Leftrightarrow -[\epsilon_t^+ e^{-\eta} - \epsilon_t^- e^{\eta}] = 0$$

$$\Leftrightarrow \eta = \frac{1}{2} \log \frac{\epsilon_t^+}{\epsilon_t^-}.$$

Thus, step size matches base classifier weight used in algorithm.

Bipartite Ranking

■ Training data:

- sample of negative points drawn according to D_-

$$S_- = (x_1, \dots, x_m) \in U.$$

- sample of positive points drawn according to D_+

$$S_+ = (x'_1, \dots, x'_{m'}) \in U.$$

- ## ■ Problem: find hypothesis $h: U \rightarrow \mathbb{R}$ in H with small generalization error

$$R_D(h) = \Pr_{x \sim D_-, x' \sim D_+} [h(x') < h(x)].$$

Properties

- Connection between AdaBoost and RankBoost (Cortes & MM, 04; Rudin et al., 05).
 - if constant base ranker used.
 - relationship between objective functions.
- Stronger connections and guarantees: recent work (Mao, MM, and Zhong, 2025).
- More efficient algorithm in this special case (Freund et al., 2003).
- Bipartite ranking results typically reported in terms of **AUC**.

AdaBoost and CD RankBoost

■ Objective functions: comparison.

$$\begin{aligned} F_{\text{Ada}}(\boldsymbol{\alpha}) &= \sum_{x_i \in S_- \cup S_+} \exp(-y_i f(x_i)) \\ &= \sum_{x_i \in S_-} \exp(+f(x_i)) + \sum_{x_i \in S_+} \exp(-f(x_i)) \\ &= F_-(\alpha) + F_+(\alpha). \end{aligned}$$

$$\begin{aligned} F_{\text{Rank}}(\boldsymbol{\alpha}) &= \sum_{(i,j) \in S_- \times S_+} \exp(-[f(x_j) - f(x_i)]) \\ &= \sum_{(i,j) \in S_- \times S_+} \exp(+f(x_i)) \exp(-f(x_j)) \\ &= F_-(\alpha) F_+(\alpha). \end{aligned}$$

AdaBoost and CD RankBoost

(Rudin et al., 2005)

- **Property:** AdaBoost (non-separable case).
 - constant base learner $h = 1 \rightarrow$ equal contribution of positive and negative points (in the limit).
 - consequence: AdaBoost asymptotically achieves optimum of CD RankBoost objective.
- **Observations:** if $F_+(\alpha) = F_-(\alpha)$,

$$\begin{aligned}d(F_{\text{Rank}}) &= F_+ d(F_-) + F_- d(F_+) \\ &= F_+ (d(F_-) + d(F_+)) \\ &= F_+ d(F_{\text{Ada}}).\end{aligned}$$

Bipartite RankBoost - Efficiency

- Decomposition of distribution: for $(x, x') \in (S_-, S_+)$,

$$D(x, x') = D_-(x)D_+(x').$$

- Thus,

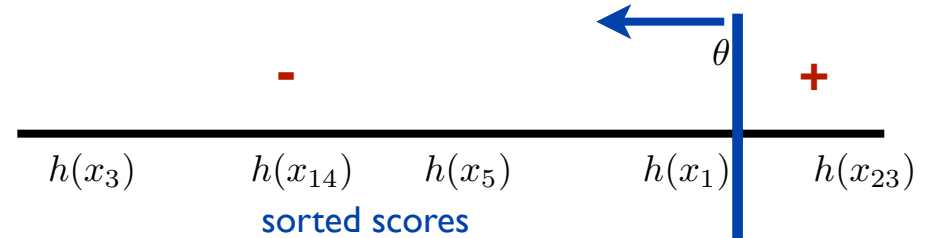
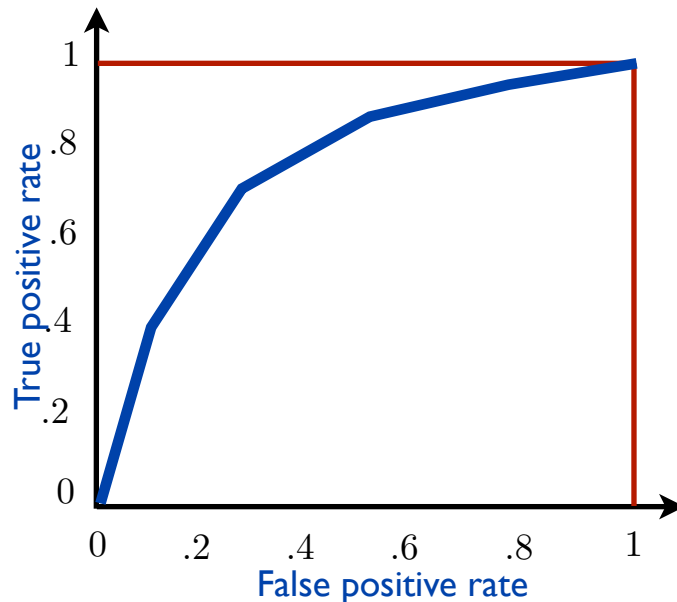
$$\begin{aligned} D_{t+1}(x, x') &= \frac{D_t(x, x')e^{-\alpha_t[h_t(x')-h_t(x)]}}{Z_t} \\ &= \frac{D_{t,-}(x)e^{\alpha_t h_t(x)}}{Z_{t,-}} \frac{D_{t,+}(x')e^{-\alpha_t h_t(x')}}{Z_{t,+}}, \end{aligned}$$

with $Z_{t,-} = \sum_{x \in S_-} D_{t,-}(x)e^{\alpha_t h_t(x)}$ $Z_{t,+} = \sum_{x' \in S_+} D_{t,+}(x')e^{-\alpha_t h_t(x')}$.

ROC Curve

(Egan, 1975)

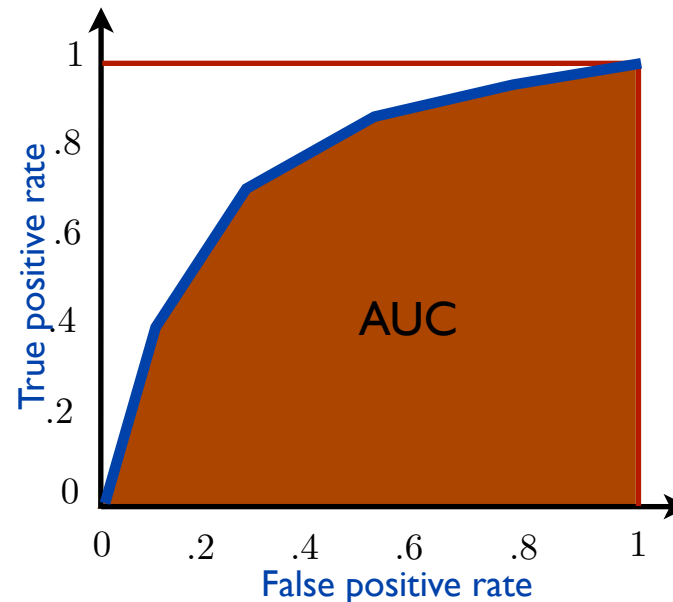
- **Definition:** the receiver operating characteristic (ROC) curve is a plot of the true positive rate (TP) vs. false positive rate (FP).
- TP: % positive points correctly labeled positive.
- FP: % negative points incorrectly labeled positive.



Area under the ROC Curve (AUC)

(Hanley and McNeil, 1982)

- **Definition:** the **AUC** is the area under the ROC curve. Measure of ranking quality.



- Equivalently,

$$\begin{aligned} \text{AUC}(h) &= \frac{1}{m_- m_+} \sum_{i=1}^{m_-} \sum_{j=1}^{m_+} 1_{h(x_i) < h(x'_j)} = \Pr_{\substack{x \sim \hat{D}_- \\ x' \sim \hat{D}_+}} [h(x') > h(x)] \\ &= 1 - \hat{R}(h). \end{aligned}$$

Proof

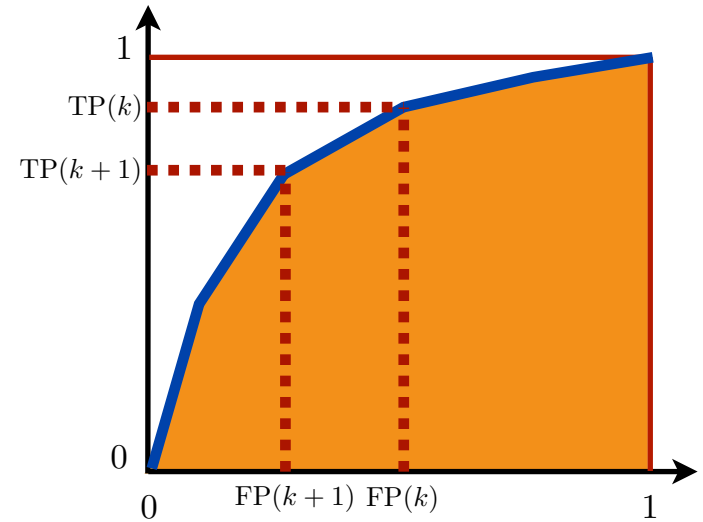
$$\text{AUC} = \sum_{k=1}^{m-1} \frac{[\text{TP}(k) + \text{TP}(k+1)][\text{FP}(k) - \text{FP}(k+1)]}{2} \quad (\text{trapezoid area})$$

$$= \sum_{k=1}^{m-1} \frac{\sum_{l=k+1}^m 1_{y_l=+1} + \frac{1}{2} 1_{y_k=+1} 1_{y_k=-1}}{m_+ m_-}$$

$$= \frac{1}{m_+ m_-} \sum_{k=1}^{m-1} \sum_{l=k+1}^m 1_{y_l=+1} 1_{y_k=-1} \quad (1_{y_k=+1} 1_{y_k=-1} = 0)$$

$$= \frac{1}{m_+ m_-} \sum_{k=1}^m \sum_{l=1}^m 1_{y_k=-1} 1_{y_l=+1} 1_{k < l}$$

$$= \frac{1}{m_- m_+} \sum_{i=1}^{m_-} \sum_{j=1}^{m_+} 1_{h(x_i) < h(x'_j)}$$



$$\text{TP}(k) = \frac{\sum_{i=k}^m 1_{y_i=+1}}{m_+}$$

$$\text{FP}(k) = \frac{\sum_{i=k}^m 1_{y_i=-1}}{m_-}$$

This Talk

- Score-based ranking
- Preference-based ranking

Preference-Based Setting

■ Definitions:

- U : universe, full set of objects.
- V : finite query subset to rank, $V \subseteq U$.
- τ^* : target ranking for V (random variable).

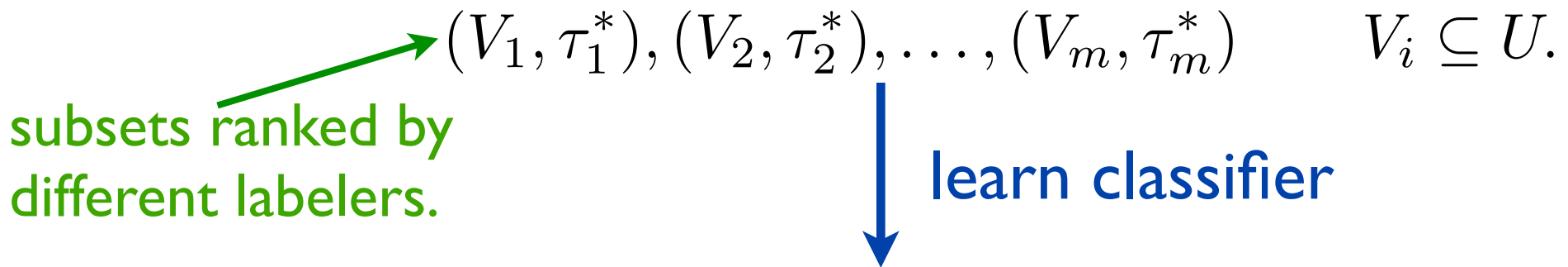
■ Two stages: can be viewed as a reduction.

- learn preference function $h: U \times U \rightarrow [0, 1]$.
- given V , use h to determine ranking σ of V .

■ Running-time: measured in terms of |calls to h |.

Preference-Based Ranking Problem

- **Training data:** pairs (V, τ^*) sampled i.i.d. according to D :



preference function $h: U \times U \rightarrow [0, 1]$.

- **Problem:** for any query set $V \subseteq U$, use h to return ranking σ_h close to target τ^* with small average error

$$R(h, \sigma) = \mathbb{E}_{(V, \tau^*) \sim D} [L(\sigma_h, V, \tau^*)].$$

Preference Function

- $h(u, v)$ close to 1 when u preferred to v , close to 0 otherwise. For the analysis, $h(u, v) \in \{0, 1\}$.

- Assumed pairwise consistent:

$$h(u, v) + h(v, u) = 1.$$

- May be **non-transitive**, e.g., we may have

$$h(u, v) = h(v, w) = h(w, u) = 1.$$

- Output of classifier or 'black-box'.

Loss Functions

(for fixed (V, τ^*))

■ Preference loss:

$$L(h, \tau^*) = \frac{2}{n(n-1)} \sum_{u \neq v} h(u, v) \tau^*(v, u).$$

■ Ranking loss:

$$L(\sigma, \tau^*) = \frac{2}{n(n-1)} \sum_{u \neq v} \sigma(u, v) \tau^*(v, u).$$

(Weak) Regret

■ Preference regret:

$$\mathcal{R}'_{class}(h) = \mathbb{E}_{V, \tau^*} [L(h|_V, \tau^*)] - \mathbb{E}_V \left[\min_{\tilde{h}} \mathbb{E}_{\tau^*|V} [L(\tilde{h}, \tau^*)] \right].$$

■ Ranking regret:

$$\mathcal{R}'_{rank}(A) = \mathbb{E}_{V, \tau^*, S} [L(A_S(V), \tau^*)] - \mathbb{E}_V \left[\min_{\tilde{\sigma} \in S(V)} \mathbb{E}_{\tau^*|V} [L(\tilde{\sigma}, \tau^*)] \right].$$

Deterministic Algorithm

(Balcan et al., 07)

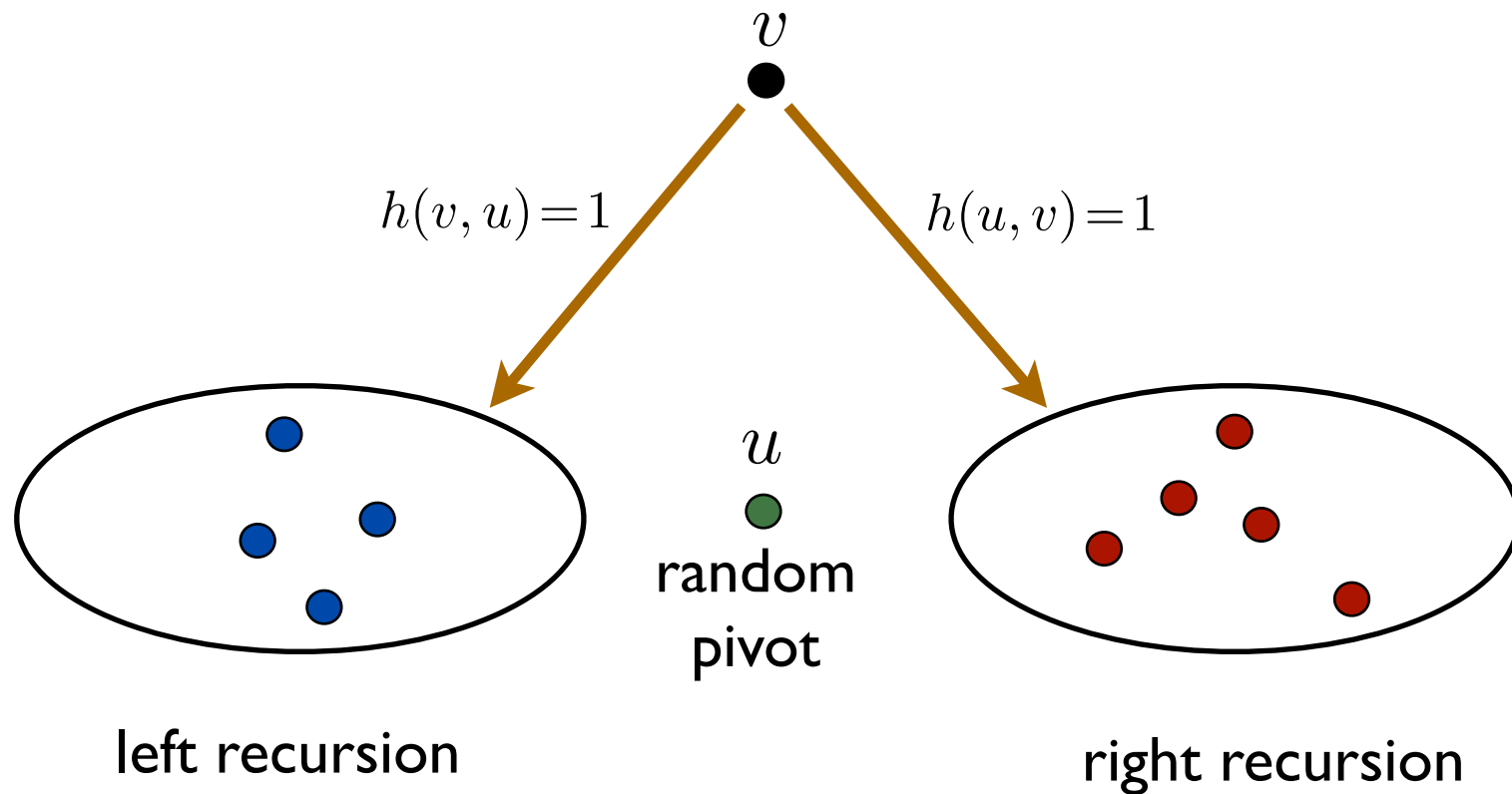
- **Stage one:** standard classification. Learn preference function $h: U \times U \rightarrow [0, 1]$.
- **Stage two:** sort-by-degree using comparison function h .
 - sort by number of points ranked below.
 - quadratic time complexity $O(n^2)$.

Randomized Algorithm

(Ailon & MM, 08)

- **Stage one:** standard classification. Learn preference function $h: U \times U \rightarrow [0, 1]$.
- **Stage two:** randomized QuickSort (Hoare, 61) using h as comparison function.
 - comparison function **non-transitive** unlike textbook description.
 - but, time complexity shown to be $O(n \log n)$ in general.

Randomized QS



Deterministic Algo. - Bipartite Case

$(V = V_+ \cup V_-)$

(Balcan et al., 07)

■ Bounds: for deterministic sort-by-degree algorithm

● expected loss:

$$\mathbb{E}_{V, \tau^*} [L(A(V), \tau^*)] \leq 2 \mathbb{E}_{V, \tau^*} [L(h, \tau^*)].$$

● regret:

$$\mathcal{R}'_{rank}(A(V)) \leq 2 \mathcal{R}'_{class}(h).$$

■ Time complexity: $\Omega(|V|^2)$.

Randomized Algo. - Bipartite Case

$(V = V_+ \cup V_-)$

(Ailon & MM, 08)

■ Bounds: for randomized QuickSort.

- expected loss (equality):

$$\mathbb{E}_{V, \tau^*, s} [L(Q_s^h(V), \tau^*)] = \mathbb{E}_{V, \tau^*} [L(h, \tau^*)].$$

- regret:

$$\mathcal{R}'_{rank}(Q_s^h(\cdot)) \leq \mathcal{R}'_{class}(h) .$$

■ Time complexity:

- full set: $O(n \log n)$.
- top k : $O(n + k \log k)$.

Proof Ideas

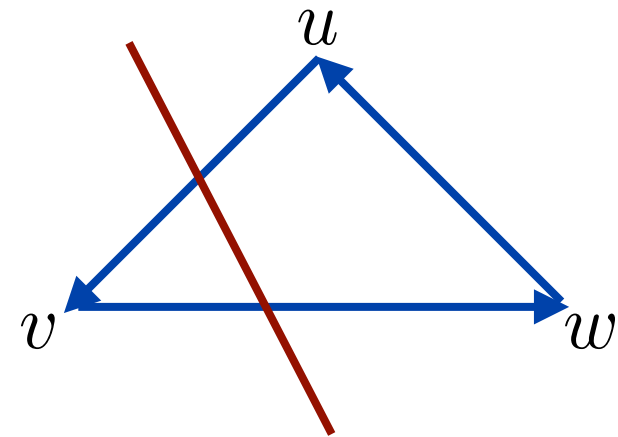
■ QuickSort decomposition:

$$p_{uv} + \frac{1}{3} \sum_{w \notin \{u, v\}} p_{uvw} \left(h(u, w)h(w, v) + h(v, w)h(w, u) \right) = 1.$$

■ Bipartite property:

$$\tau^*(u, v) + \tau^*(v, w) + \tau^*(w, u) =$$

$$\tau^*(v, u) + \tau^*(w, v) + \tau^*(u, w).$$

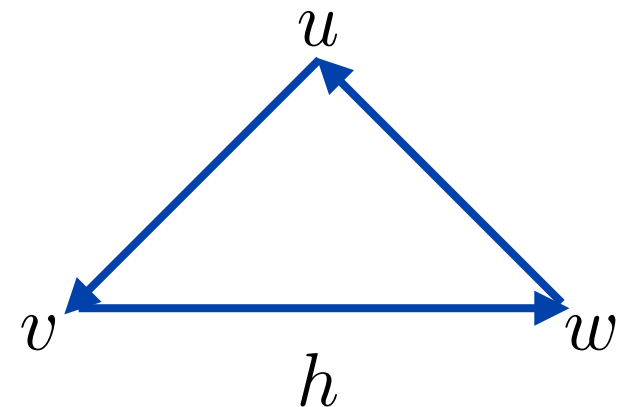


Lower Bound

- **Theorem:** for any deterministic algorithm A , there is a bipartite distribution for which

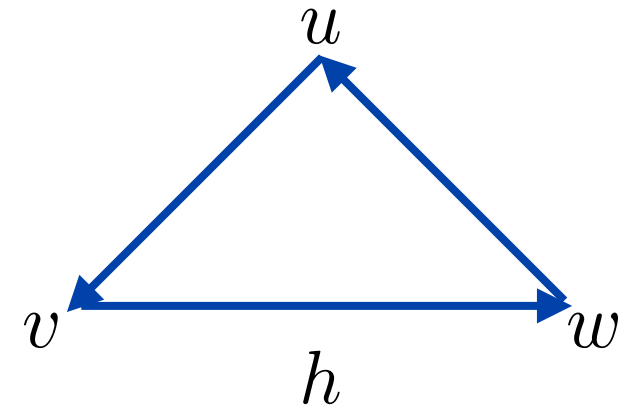
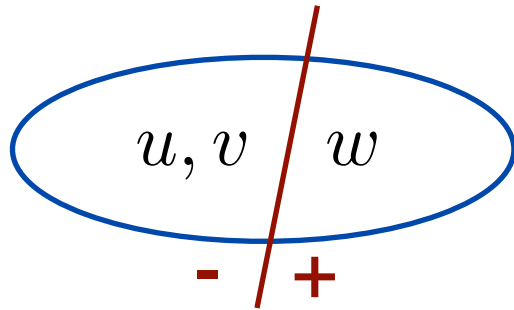
$$\mathcal{R}_{rank}(A) \geq 2 \mathcal{R}_{class}(h).$$

- thus, factor of 2 = best in deterministic case.
- randomization necessary for better bound.
- **Proof:** take simple case $U = V = \{u, v, w\}$ and assume that h induces a cycle.
 - up to symmetry, A returns u, v, w or w, v, u .



Lower Bound

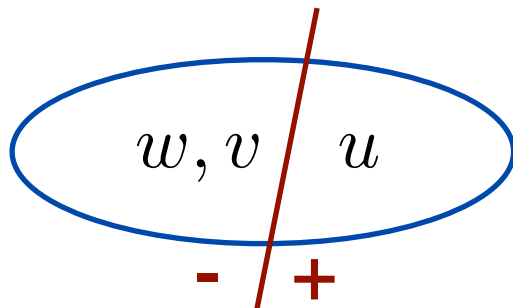
- If A returns u, v, w , then choose τ^* as:



$$L[h, \tau^*] = \frac{1}{3};$$

$$L[A, \tau^*] = \frac{2}{3}.$$

- If A returns w, v, u , then choose τ^* as:



Guarantees - General Case

- Loss bound for QuickSort:

$$\mathbb{E}_{V, \tau^*, s} [L(Q_s^h(V), \tau^*)] \leq 2 \mathbb{E}_{V, \tau^*} [L(h, \tau^*)].$$

- Comparison with optimal ranking (see (CSS 99)):

$$\mathbb{E}_s [L(Q_s^h(V), \sigma_{optimal})] \leq 2 L(h, \sigma_{optimal})$$

$$\mathbb{E}_s [L(h, Q_s^h(V))] \leq 3 L(h, \sigma_{optimal}),$$

where $\sigma_{optimal} = \underset{\sigma}{\operatorname{argmin}} L(h, \sigma)$.

Weight Function

■ Generalization:

$$\tau^*(u, v) = \sigma^*(u, v) \omega(\sigma^*(u), \sigma^*(v)).$$

- ## ■ Properties: needed for all previous results to hold,
- **symmetry:** $\omega(i, j) = \omega(j, i)$ for all i, j .
 - **monotonicity:** $\omega(i, j), \omega(j, k) \leq \omega(i, k)$ for $i < j < k$.
 - **triangle inequality:** $\omega(i, j) \leq \omega(i, k) + \omega(k, j)$ for all triplets i, j, k .

Weight Function - Examples

■ **Kemeny:** $w(i, j) = 1, \forall i, j.$

■ **Top-k:** $w(i, j) = \begin{cases} 1 & \text{if } i \leq k \text{ or } j \leq k; \\ 0 & \text{otherwise.} \end{cases}$

■ **Bipartite:** $w(i, j) = \begin{cases} 1 & \text{if } i \leq k \text{ and } j > k; \\ 0 & \text{otherwise.} \end{cases}$

■ **k-partite:** can be defined similarly.

(Strong) Regret Definitions

■ Ranking regret:

$$\mathcal{R}_{rank}(A) = \mathbb{E}_{V, \tau^*, s} [L(A_s(V), \tau^*)] - \min_{\tilde{\sigma}} \mathbb{E}_{V, \tau^*} [L(\tilde{\sigma}|_V, \tau^*)].$$

■ Preference regret:

$$\mathcal{R}_{class}(h) = \mathbb{E}_{V, \tau^*} [L(h|_V, \tau^*)] - \min_{\tilde{h}} \mathbb{E}_{V, \tau^*} [L(\tilde{h}|_V, \tau^*)].$$

■ All previous regret results hold if for $V_1, V_2 \supseteq \{u, v\}$,

$$\mathbb{E}_{\tau^*|V_1} [\tau^*(u, v)] = \mathbb{E}_{\tau^*|V_2} [\tau^*(u, v)]$$

for all u, v (pairwise independence on irrelevant alternatives).

References

- Agarwal, S., Graepel, T., Herbrich, R., Har-Peled, S., & Roth, D. (2005). Generalization bounds for the area under the roc curve. *JMLR* 6, 393–425.
- Agarwal, S., and Niyogi, P. (2005). Stability and generalization of bipartite ranking algorithms. *COLT* (pp. 32–47).
- Nir Ailon and Mehryar Mohri. An efficient reduction of ranking to classification. In *Proceedings of COLT 2008*. Helsinki, Finland, July 2008. Omnipress.
- Balcan, M.-F., Bansal, N., Beygelzimer, A., Coppersmith, D., Langford, J., and Sorkin, G. B. (2007). Robust reductions from ranking to classification. In *Proceedings of COLT* (pp. 604–619). Springer.
- Stephen Boyd, Corinna Cortes, Mehryar Mohri, and Ana Radovanovic (2012). Accuracy at the top. In *NIPS 2012*.
- Cohen, W.W., Schapire, R. E., and Singer, Y. (1999). Learning to order things. *J. Artif. Intell. Res. (JAIR)*, 10, 243–270.
- Cossock, D., and Zhang, T. (2006). Subset ranking using regression. *COLT* (pp. 605–619).

References

- Corinna Cortes and Mehryar Mohri. AUC Optimization vs. Error Rate Minimization. In *Advances in Neural Information Processing Systems (NIPS 2003)*, 2004. MIT Press.
- Cortes, C., Mohri, M., and Rastogi, A. (2007a). An Alternative Ranking Problem for Search Engines. *Proceedings of WEA 2007* (pp. 1–21). Rome, Italy: Springer.
- Corinna Cortes and Mehryar Mohri. Confidence Intervals for the Area under the ROC Curve. In *Advances in Neural Information Processing Systems (NIPS 2004)*, 2005. MIT Press.
- Crammer, K., and Singer, Y. (2001). Pranking with ranking. *Proceedings of NIPS 2001, December 3-8, 2001, Vancouver, British Columbia, Canada*] (pp. 641–647). MIT Press.
- Cynthia Dwork, Ravi Kumar, Moni Naor, and D. Sivakumar. Rank Aggregation Methods for the Web. *WWW 10*, 2001. ACM Press.
- J. P. Egan. *Signal Detection Theory and ROC Analysis*. Academic Press, 1975.
- Yoav Freund, Raj Iyer, Robert E. Schapire and Yoram Singer. An efficient boosting algorithm for combining preferences. *JMLR* 4:933-969, 2003.

References

- J.A. Hanley and B. J. McNeil. The meaning and use of the area under a receiver operating characteristic (ROC) curve. *Radiology*, 1982.
- Ralf Herbrich, Thore Graepel, and Klaus Obermayer. Large margin rank boundaries for ordinal regression. *Advances in Large Margin Classifiers*, pages 115–132, 2000.
- Mehryar Mohri, Afshin Rostamizadeh, and Ameet Talwalkar. *Foundations of Machine Learning*. The MIT Press. 2012.
- Lawrence Page, Sergey Brin, Rajeev Motwani, and Terry Winograd. The PageRank citation ranking: Bringing order to the Web, *Stanford Digital Library Technologies Project*, 1998.
- Lehmann, E. L. (1975). *Nonparametrics: Statistical methods based on ranks*. San Francisco, California: Holden-Day.
- Cynthia Rudin, Corinna Cortes, Mehryar Mohri, and Robert E. Schapire. Margin-Based Ranking Meets Boosting in the Middle. In *Proceedings of The 18th Annual Conference on Computational Learning Theory (COLT 2005)*, pages 63-78, 2005.
- Thorsten Joachims. Optimizing search engines using clickthrough data. *Proceedings of the 8th ACM SIGKDD*, pages 133-142, 2002.